

## WHAT ARE THE PROCEDURES?

- Complete and submit an application to Building Inspection. See this pamphlet for directions to our locations and internet site. The application form can be downloaded from our internet site.
- Applicants are usually not required to submit a site plan.

## HOW MUCH WILL IT COST?

The cost is based on the value of the work with a minimum fee of \$100.00.

## HOW LONG DOES IT TAKE TO GET A FENCE PERMIT?

Normally, a fence permit is issued while you wait. Historic Districts take longer due to the review requirement by the Landmark Commission.

## HOW CAN I CONTACT BUILDING INSPECTION?

For telephone assistance, call 214-948-4480.

Our helpful staff will answer your general questions or route you to appropriate staff for technical questions. For direct access to the Interactive Voice Response System, call 214-670-5313 or access the system online at [www.dallascityhall.com](http://www.dallascityhall.com) by locating City Departments then click on Building Inspection. You can obtain more information about the processes described in this brochure, access the Dallas Development Code, see zoning maps, and download the forms used for permit applications.



# HOW TO GET A FENCE PERMIT

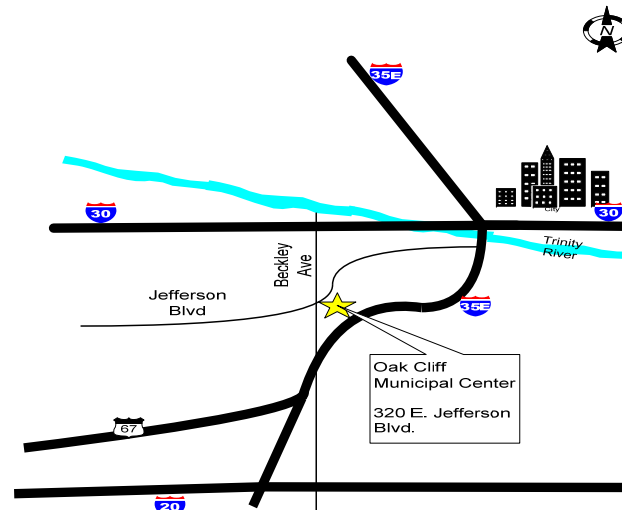


## Sustainable Development and Construction

### Building Inspection Division

320 E. Jefferson Boulevard  
Dallas, Texas 75203

214-948-4480



This pamphlet is a guideline, and is not intended to replace the city code, or state or federal law. Always check the city code, state and federal law for details, exceptions, and amendments. In the event of a conflict between this document and the city code or other legal authority, the city code or other legal authority supersedes.

City of Dallas Publication No. 03/04-84 10/8/04

Additional copies may be obtained from Building Inspection, 320 E. Jefferson Blvd., or call 214-948-4480.

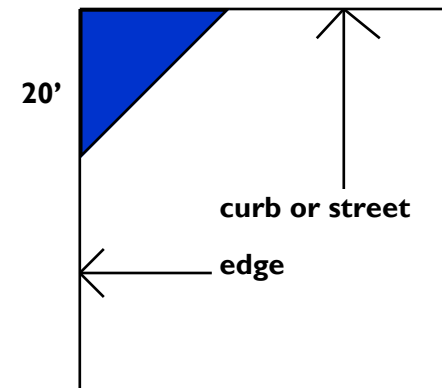
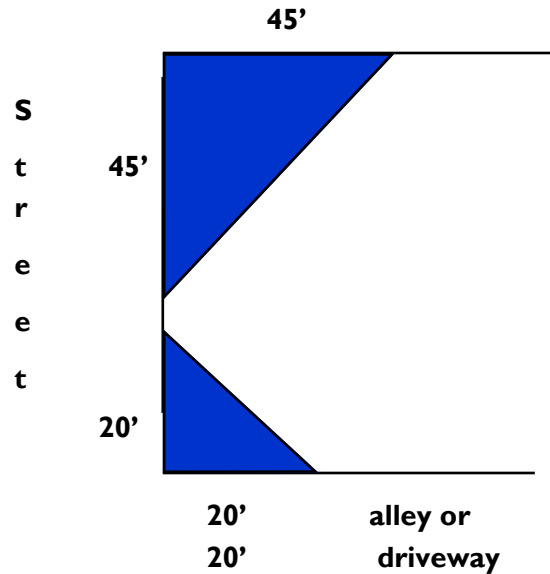
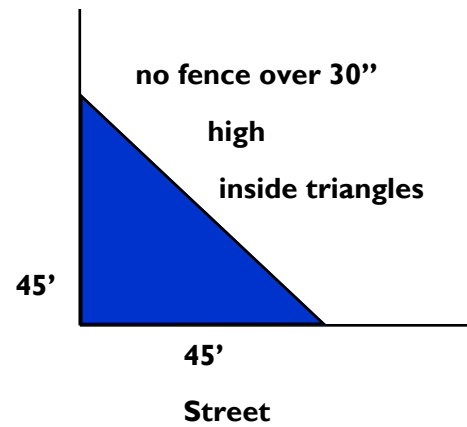
Sustainable Development and  
Construction  
**Building Inspection Division**

## WHEN IS A FENCE PERMIT REQUIRED?

A fence permit is required to erect a fence or wall over four (4) feet in a required front yard setback or over six (6) feet high if located elsewhere on private property.

## WHAT SPECIAL REGULATIONS SHOULD I BE AWARE OF?

Special zoning areas called Planned Development Districts, Historic Districts, and Conservation Districts may have unique requirements for fences. To determine if you are in one of these districts and to obtain details about district regulations, call **214-948-4480** or look at the zoning maps on our internet site at [www.dallascityhall.com](http://www.dallascityhall.com). Locate *City Departments*, then click on *Department of Development Services*, and finally *Zoning Maps*.



If you are **not** in a special district the following general rules apply:

- In a required **front yard** setback, fences for single family and duplex uses **are limited to four (4) feet** above grade. Corner lots may have both street frontages considered as front yard setbacks. **NOTE:** Must have scale site plan for zoning approval.
- Fences on the remainder of the lot may not exceed nine (9) feet in height.
- **Barbed wire** may **not** be used for fencing unless it is located six (6) feet or more above grade **AND** does not project beyond the property line.
- Fences may not be located in easements.
- **Swimming pool enclosures** have additional fence regulations. See the "How to get a Swimming Pool Permit" guide at any Building Inspection office, call 214-948-4480, or check our Internet web page.
- All fences must provide **fire-fighting access** to the side and rear yard.
- A fence must not be placed within a **visibility triangle** at street, alley or driveway intersections if the fence is higher than two and a half (2 1/2 ) feet measured from the top of the adjacent street curb. See the illustration on the following page.