

Memorandum



CITY OF DALLAS

DATE June 3, 2016

TO The Honorable Mayor and Members of the City Council

SUBJECT FY 2016-17 Budget Workshop #5: Budget Overview & Update

On Wednesday, June 8, 2016, the City Council will be briefed on the "FY 2016-17 Budget Workshop #5: Budget Overview & Update". The briefing is attached for your review.

Please let me know if you need additional information.


Jeanne Chipperfield
Chief Financial Officer

Attachment

c: AC Gonzalez, City Manager
Christopher D. Bowers, Interim City Attorney
Craig D. Kinton, City Auditor
Rosa A. Rios, City Secretary
Daniel F. Solis, Administrative Judge
Ryan S. Evans, First Assistant City Manager

Eric D. Campbell, Assistant City Manager
Jill A. Jordan, P.E., Assistant City Manager
Mark McDaniel, Assistant City Manager
Joey Zapata, Assistant City Manager
Sana Syed, Public Information Officer
Elsa Cantu, Assistant to the City Manager – Mayor & Council

FY 2016-17 Budget Workshop #5: Budget Overview & Update



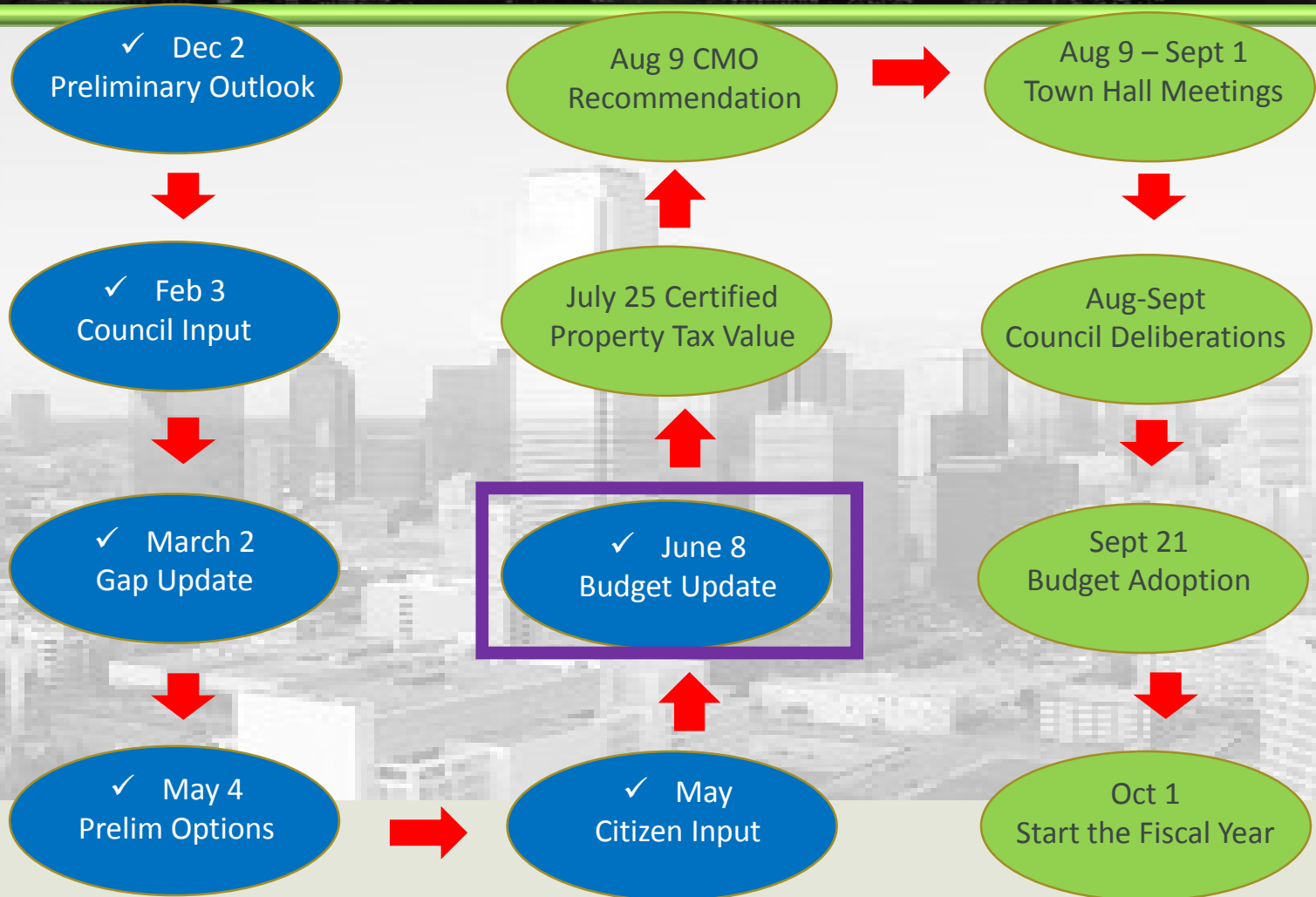
City Council Briefing – June 8, 2016

Briefing Outline

- General Fund update
 - Revenue update
 - Expense update
- Enterprise funds overview
- Capital budget overview
- Position overview
- Community engagement
- Budget schedule
- Council input and questions
- Appendix

Note: Today's briefing is a "snapshot" as of June 3rd. Numbers included in briefing are still preliminary and will change as review and scrutiny continue over next 2 months.

Budget Process



Input from City Council Retreat

- Focus resources on infrastructure needs
- Slow growth of Public Safety allocation
 - Address police and fire uniform employee compensation
 - Add police officers above attrition
- Focus resources to address neighborhood issues
- Focus budget allocations on citizen priorities
 - Priorities confirmed in new 2016 survey: infrastructure, code, police
- Scrutinize services for efficiencies and cost reductions
- Increase growth of Culture, Arts, Recreation, and Education allocation

2016 Importance-Satisfaction Rating

City of Dallas

Major Categories of City Services

Category of Service	Most Important %	Most Important Rank	Satisfaction %	Satisfaction Rank	Importance-Satisfaction Rating	I-S Rating Rank
<u>Very High Priority (IS >.20)</u>						
Maintenance of infrastructure	57%	1	31%	18	0.3933	1
<u>High Priority (IS .10-.20)</u>						
Neighborhood code enforcement	31%	3	45%	16	0.1705	2
Police services	50%	2	66%	13	0.1700	3
<u>Medium Priority (IS <.10)</u>						
Land use, planning and zoning	15%	9	41%	17	0.0885	4
Traffic signal timing	18%	7	51%	15	0.0882	5
Drinking water	28%	4	78%	9	0.0616	6
Customer service provided by city employees	15%	11	67%	12	0.0495	7
The City's parks and recreation system	18%	6	78%	8	0.0396	8
Municipal court services	7%	15	60%	14	0.0280	9
Solid waste services	15%	10	82%	6	0.0270	10
Ambulance/emergency medical services	22%	5	88%	4	0.0264	11
Storm drainage	10%	13	74%	10	0.0260	12
Fire services	17%	8	86%	5	0.0238	13
Sewer services	10%	12	82%	7	0.0180	14
Public information services	6%	17	71%	11	0.0174	15
Public library services	6%	16	89%	3	0.0066	16
Arts and cultural programs	9%	14	95%	1	0.0045	17
Overall quality of Dallas Love Field Airport	3%	18	91%	2	0.0027	18

Overall Priorities: 

A nighttime photograph of a city skyline. A tall, dark skyscraper with a white outline is the central focus on the left. Other buildings are lit up, and the city lights create a bokeh effect in the background. The sky is dark.

General Fund Update

City Council Briefing – June 8, 2016

General Fund Overview


- General Fund supports day to day operation of City
- Primarily supported by tax revenue (property tax/sales tax)
- Provides most basic city services:
 - Public Safety – police, fire, EMS, municipal courts
 - Economic Vibrancy – streets, infrastructure, economic development, housing
 - Clean Healthy Environment – code compliance, animal services
 - Culture, Arts, Recreation and Education – cultural arts, parks, recreation centers, libraries
 - E-Government - City administrative functions such as mayor/council, legal, audit, procurement, finance, human resources

FY17 Preliminary Revenues

(\$ in millions)

Other Revenues include:

- Licenses/Permits
- Fines
- Charges for Service



General Fund Revenues – Property Tax

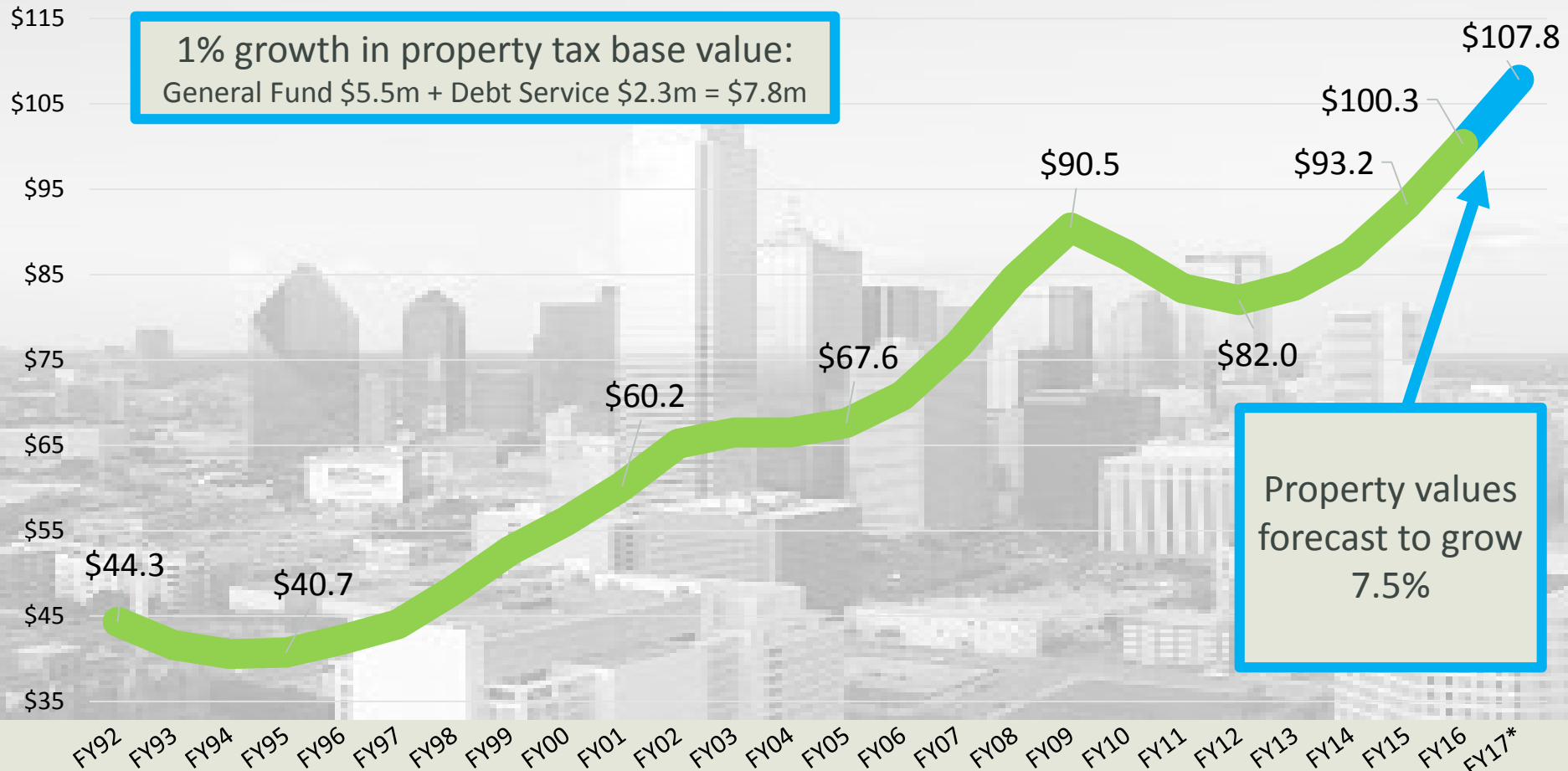
- Property tax is single largest revenue source for City
- Property tax is determined by combination of:
 - Property values determined by Appraisal Districts
 - Tax rate (cents/\$100 value) set by City Council
- Property values are appraised once per year by 4 appraisal districts (Dallas, Collin, Denton, and Rockwall counties)
- City received preliminary values on May 15th indicating property values for FY17 increased 16.2% above FY16
 - Preliminary values will decline as property owners protest values
 - Currently assuming growth of 7.5% (\$41.4m increased revenue)
 - Appraisal districts required to certify tax rolls by July 25th

Property Tax Rate Impacts Revenue

- Current rate is \$0.7970 per \$100 valuation
- Effective tax rate generates same amount of revenue in new fiscal year on property that was taxed in previous fiscal year
- FY16 effective tax rate of \$0.7599 or \$0.0371 less than adopted tax rate
 - Would have required \$36.3m revenue and expense reductions
- Calculation requires certified tax base value, value of new construction, and value of property located within TIF districts
 - Dallas County Tax Office will calculate effective tax rate in early August
 - Based on early assumptions, very preliminary calculated effective tax rate for FY17 could possibly require \$30m to \$40m reduction of revenue which must be offset by reduction of expenses

Property Tax Value History & Forecast (\$ in Billions)

1% growth in property tax base value:
General Fund \$5.5m + Debt Service \$2.3m = \$7.8m

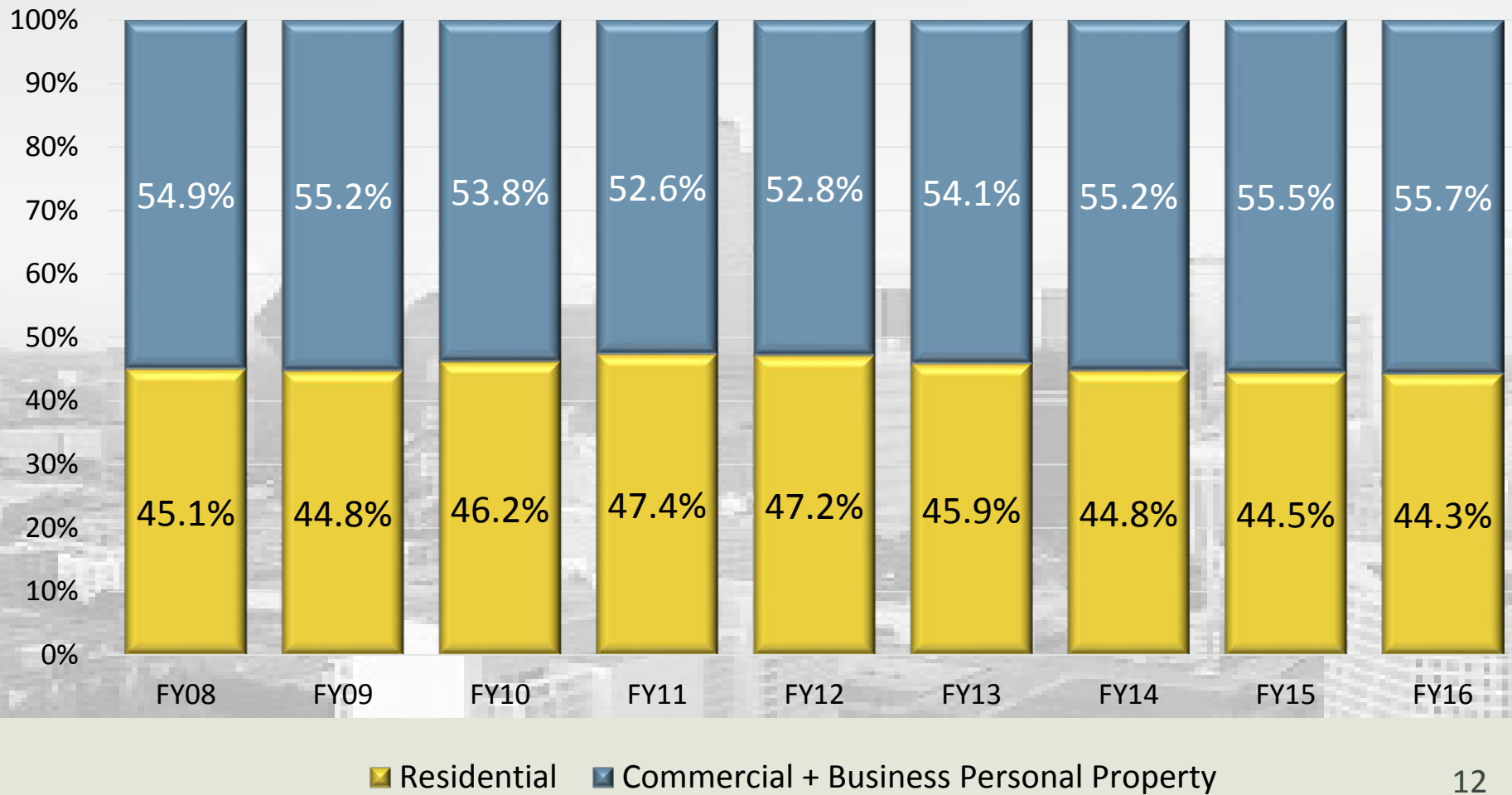


Property values
forecast to grow
7.5%

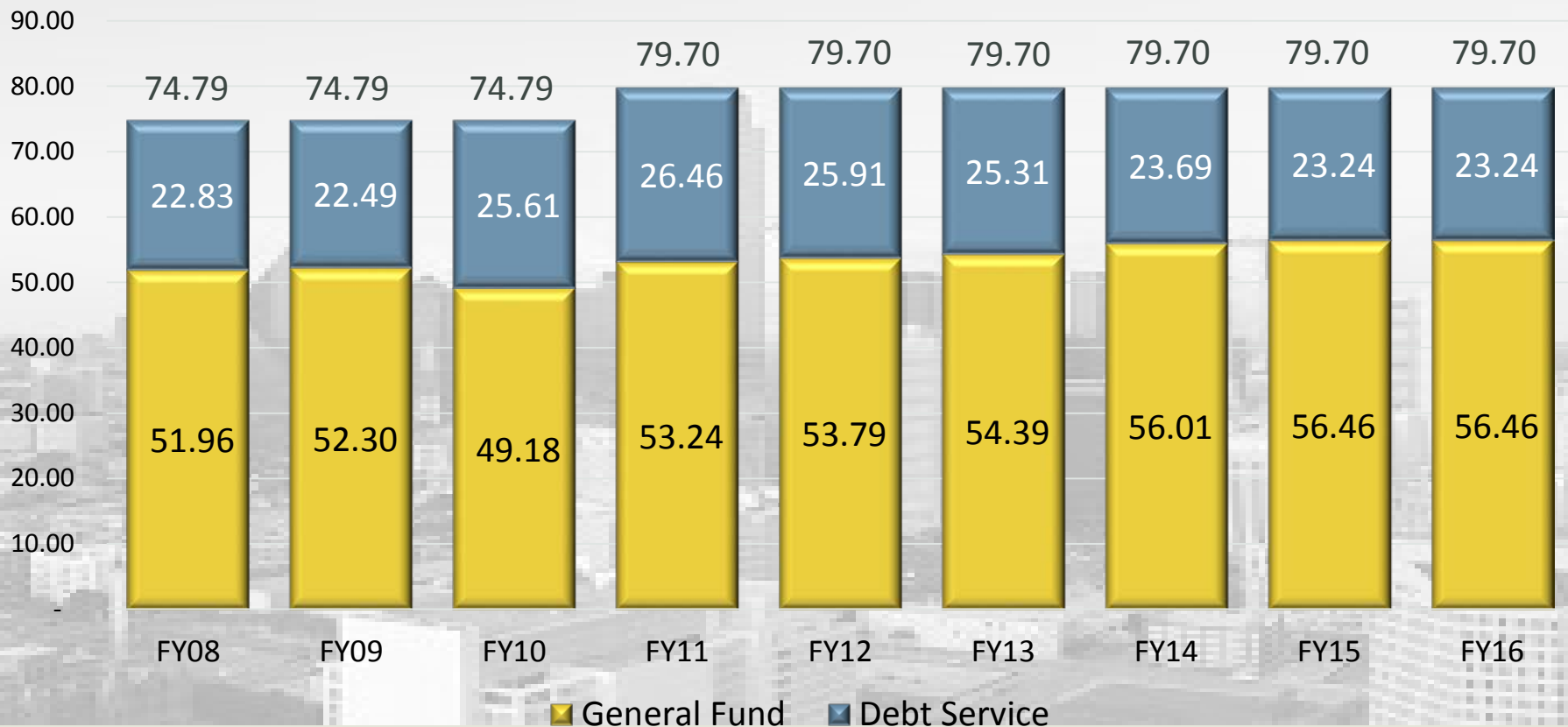
Note: Forecasts are preliminary and will change.

*Projected

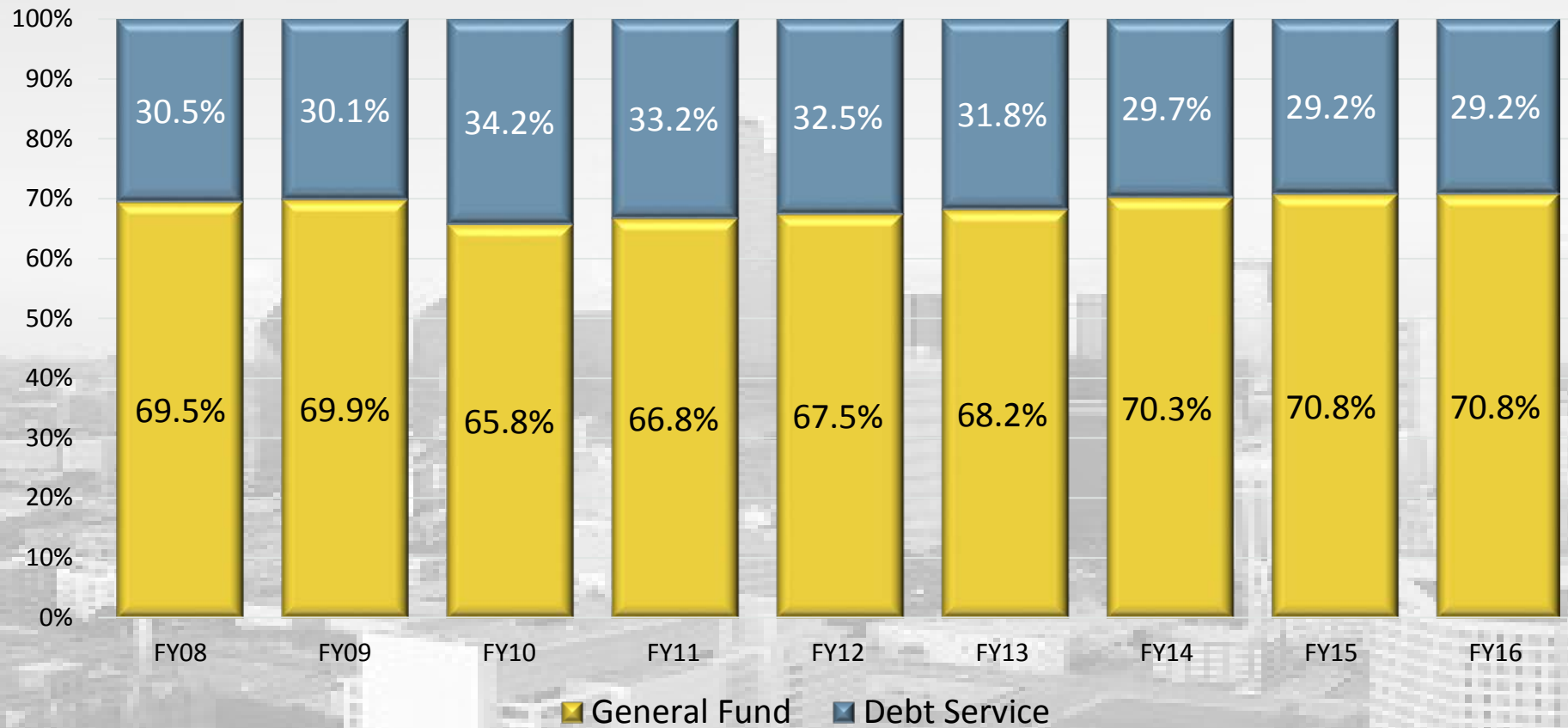
Historical Property Tax Values – Tax Base Value Distribution



Historical Property Tax Rate – Tax Rate Distribution (¢/\$100 value)



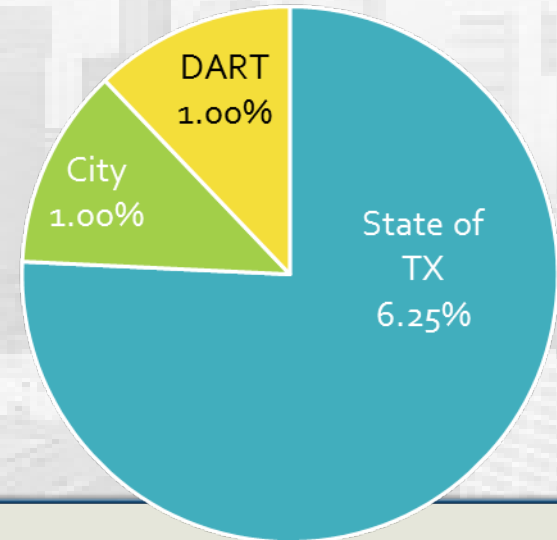
Historical Property Tax Rate – Tax Rate Distribution



General Fund Revenues – Sales Tax

- Sales tax is second largest revenue source
- Sales tax is more volatile and reflective of health of local economy
 - Typically declines and recovers faster than property tax base
- State law caps total sales tax rate at 8.25%
 - 6.25% retained by State
 - 2.00% for local entities (cities, transit authorities)

Sales Tax Allocation in Dallas



General Fund Revenues – Sales Tax

- Since March 2010, City has had positive growth in current collection in 71 of 73 months
- Future sales tax revenue is forecast by City's Office of Economic Development utilizing several input variables from variety of economic sources
- Growth in sales tax is expected to continue yet slow over coming years
- FY17 sales tax is currently projected to be 3.6% more than FY16 budget (\$10.0m increased revenue)

Sales Tax Revenue History & Forecast (\$ in millions)



Sales Tax revenue currently forecast to grow by 3.6% for FY17

*Budget/Projected 17

Note: Forecasts are preliminary and will change.

Other Revenues – Fees

- City retains consultant to conduct cost-of-service review for one-fourth of fees each year to determine extent of cost recovery
- In addition to consultant review, staff considers fees charged by surrounding cities as well as considering impact of fee on customers
- Fees reviewed as part of FY17 budget development include:
 - Library fees including card replacements, room rentals, etc.
 - Sustainable Development including development review, subdivision platting, zoning change, Specific Use Permit, Historic Overlay, etc.
- Briefing on fee study will be provided to Budget, Finance, & Audit Committee

Revenue Update Summary

Source of Revenue	May 4 th Update	June 8 th Update
Property Tax – 7.5% growth and current tax rate \$0.7970	+ \$35.9m	+ \$41.4m
Sales Tax – 3.6% increase	+ 10.0m	+ 10.0m
Franchise – Increase in AT&T video, fiber optics, and Atmos (pending 6/15/16 franchise amendment)	+ 1.1m	+ 4.7m
Court Services	+ 1.0m	+ 1.5m
Net of other adjustments: code fees, unclaimed funds transfer, license/permits, indirect cost, street rental, etc.	- 2.1m	- 0.9m
Fair Park – public/private partnership agreement	- 3.0m	- 3.0m
Total revenue adjustments	+ \$42.9m	+ \$53.7m

Note: Forecasts are preliminary and will change.

Note: Amounts shown in blue indicate change since May 4th briefing.

General Fund Expenses

Prior Commitments

Increased expenses associated with Council commitments already approved

Adjustments

Increased/decreased expenses due to use of fund balance, contract changes, and savings from initiatives such as Lean/Six Sigma, Sunset, line-item review, etc.

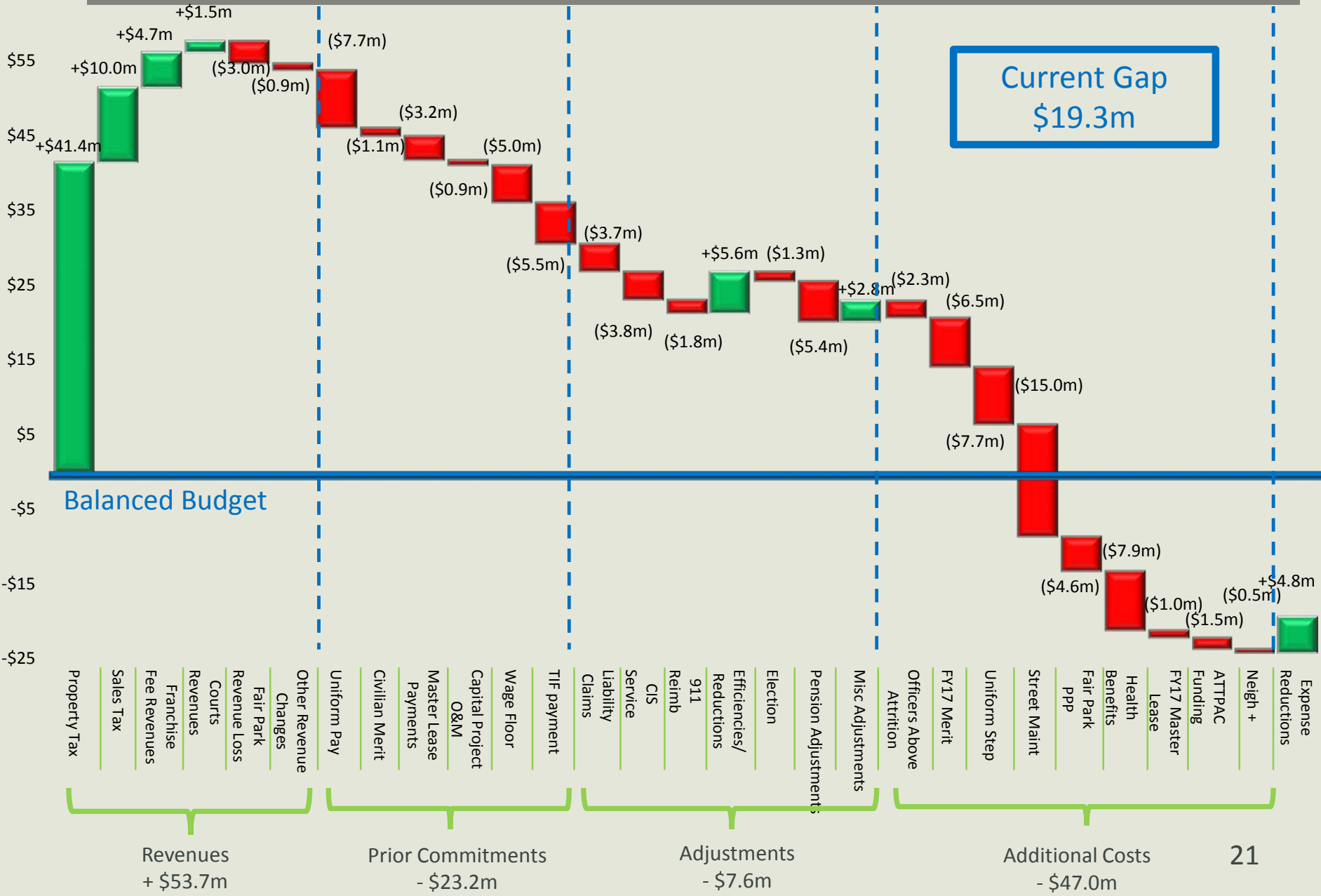
Additional Costs

New costs to be added to FY17 budget based on Council policy direction and increased service levels

Potential change in Service

Potential reductions & efficiencies of services provided during FY16

General Fund Gap Update (\$ in millions)



Expenses – Prior Commitments

Use of Funds	May 4 th Update	June 8 th Update
Uniform compensation – full-year funding for FY16 step pay increase as part of current Meet and Confer agreement	+ \$7.7m	+ \$7.7m
Civilian employee pay adjustments – full-year funding for FY16 average 3% merit on 12/2/15	+ 1.1m	+ 1.1m
Wage floor of \$10.37 per hour for employees of contracted services (based on contract increases as new contracts are awarded)	+ 5.0m	+ 5.0m
Tax Increment Financing cost increase as property values in TIF districts increase	+ 5.5m	+ 5.5m
Master lease cost increases – required to pay debt for equipment and technology enhancements added in FY16 budget	+ 3.2m	+ 3.2m
O&M cost required in FY17 for capital projects being completed and placed in-service (includes year-2 O&M for Oak Cliff Streetcar)	+ 2.6m	+ 0.7m
Total prior commitments	+ \$25.1m	+ \$23.2m

Note: Forecasts are preliminary and will change.

Note: Amounts shown in blue indicate change since May 4th briefing.

Expenses – Adjustments

Use of Funds	May 4 th Update	June 8 th Update
Cost reductions and efficiencies from Lean/Six Sigma projects, salary analysis, vacancy rate adjustments, and line-item review. *Note: May 4th briefing set goal for FY17 to have \$12.5m cost reductions from these efforts.	- \$2.5m	- \$5.6m
Other adjustments including electricity contract, jail contract, DCAD contract, and plan to use FY16 surplus to purchase marked squad cars for FY17	+ 1.1m	- 2.8m
Liability/claims cost increases anticipated due to increased litigation	+ 6.1m	+ 3.7m
Technology and communication services will require increased transfers from customer departments due to year-end surplus not anticipated for the end of FY16 as it was at the end of FY15	+ 3.8m	+ 3.8m
Police cost increase to offset less reimbursement from 911 Fund	+ 2.9m	+ 1.8m
May 2017 City Council election and General Obligation Bond election	N/A	+ 1.3m
Civilian employee retirement fund	N/A	+ 1.1m
Police and Fire uniform employee retirement fund (increase pending membership election)	N/A	+ 4.3m
Total expense adjustments	+ \$11.4m	+ \$7.6m

Note: Forecasts are preliminary and will change.

Note: Amounts shown in blue indicate change since May 4th briefing.

Expenses – Additional Costs

Use of Funds	May 4 th Update	June 8 th Update
Achieve net zero degradation in street/alley condition until implementation of next bond program (assume \$640K to be funded in CDBG Neighborhood Plus)	+ \$15.7m	+ \$15.0m
Address uniform employee compensation. Pending Meet and Confer discussions. (One Step fully funded costs \$15.4m)	+ 7.7m	+ 7.7m
Additional police officers above attrition	+ 2.3m	+ 2.3m
Fair Park public-private partnership proposal (brings total expense to \$17.0m + revenue reduction of \$3.0m)	+ 4.6m	+ 4.6m
Merit increase program for civilian employees	+ 6.5m	+ 6.5m
Employee/retiree health benefit cost increases	+ 3.9m	+ 7.9m
Continue fleet replacement through master lease financing program	+ 1.0m	+ 1.0m
Increased funding for AT&T PAC	+ 1.5m	+ 1.5m
Neighborhood Plus single-family home improvement rebate program	+ 0.5m	+ 0.5m
Total additional costs	+ \$43.7m	+ \$47.0m

Note: Forecasts are preliminary and will change.

Note: Amounts shown in blue indicate change since May 4th briefing.

Expenses – Potential Change in Services

Use of Funds	May 4 th Update	June 8 th Update
Police – manage civilian position vacancy rate, evaluate possibility of reducing hours at quartermaster and property room, and reduce 4 positions in personnel division	N/A	- \$0.4m
Courts – eliminate Saturday court	N/A	- 0.2m
Fire Special Operations – reduce funding for tools and professional development	N/A	- 0.1m
Fire Investigations – reduce overtime	N/A	- 0.3m
Security – replace 5 full-time security officers with 3 contract security officers and rely more on new cameras	N/A	- 0.1m
Custodial – replace 13 full-time positions with a part-time evening crew	N/A	- 0.3m
311 Call Center – reduce late-night call taking capacity	N/A	- 0.2m
Senior medical transportation – eliminate 6 positions and use contract services	N/A	- 0.3m

Note: Forecasts are preliminary and will change.

Note: Amounts shown in blue indicate change since May 4th briefing.

Expenses – Potential Change in Services

Use of Funds	May 4 th Update	June 8 th Update
Transportation Regulation – transfer service to Aviation to achieve more efficient management of service; revenue reduction also included	N/A	- \$1.3m
Cultural Arts – reduce facility maintenance by 10% and City-owned center programming by 25%	N/A	- 0.1m
Library – realign Bookmobile service through outreach efforts and partnerships in community and eliminate 3 positions	N/A	- 0.2m
Library – reduce 16 positions in administration and public service, but with no reduction to hours	N/A	- 0.5m
Recreation Centers – reduce programming by eliminating 1 part-time position at 35 large centers, but with no reduction to hours (not recommended by Park Board)	N/A	- 0.5m
Rights-of-Way maintenance – reduce mowing cycles from 11 to 10 cycles per year and reduce litter cleanup from 13 cycles to 12 cycles per year	N/A	- 0.2m
ROW maintenance – eliminate Mowmentum program	N/A	- 0.1m
Total potential change in services	N/A	- \$4.8m

Note: Forecasts are preliminary and will change.

Note: Amounts shown in blue indicate change since May 4th briefing.

Other Expense Considerations

- Although several expense enhancements have been included in gap, other costs have been discussed but not currently included
 - Police and Fire Meet and Confer agreement
 - Police and Fire pay referendum lawsuit
 - Police officer hiring and use of Public Service Officers
 - Building major maintenance
 - Pay-as-you-go capital financing
 - Traffic signals and signs
 - Dallas Animal Services enhancements
 - Hire Dallas initiative

General Fund Gap Update

Preliminary Update for FY17 Budget	May 4 th Update	June 8 th Update
Revenue adjustments/increase (slide 19)	+ \$42.9m	+ \$53.7m
Prior commitments (slide 22)	- \$25.1m	- \$23.2m
Expense adjustments (slides 23)	- \$11.4m	- \$7.6m
Additional costs (slide 24)	- \$43.7m	- \$47.0m
Potential change in service (slides 25-26)	N/A	+ \$4.8m
Gap update	- \$37.3m	- \$19.3m

Note: Forecasts are preliminary and will change.

Note: Amounts shown in blue indicate change since May 4th briefing.

General Fund Gap Update

- No single strategy will eliminate remaining \$19.3m gap between general fund revenue and expenses
- All revenues and expenses will be further reviewed and analyzed
- Efforts to eliminate gap will include:
 - Line-item review of departmental funding requests
 - Salary budget, headcount, and span of control analysis
 - Street/alley funding strategy analysis
 - Benchmarking peer cities' administrative services
 - Revenue analysis
 - Sunset Review (deep-dive)
 - Lean/Six Sigma
- Balanced budget will be recommended to Council on August 9th

A nighttime photograph of a city skyline. A tall, dark skyscraper with a white outline is the central focus on the left. Other buildings are lit up with various lights, and a street with cars is visible in the foreground. The sky is dark.

Enterprise Fund Overview

City Council Briefing – June 8, 2016

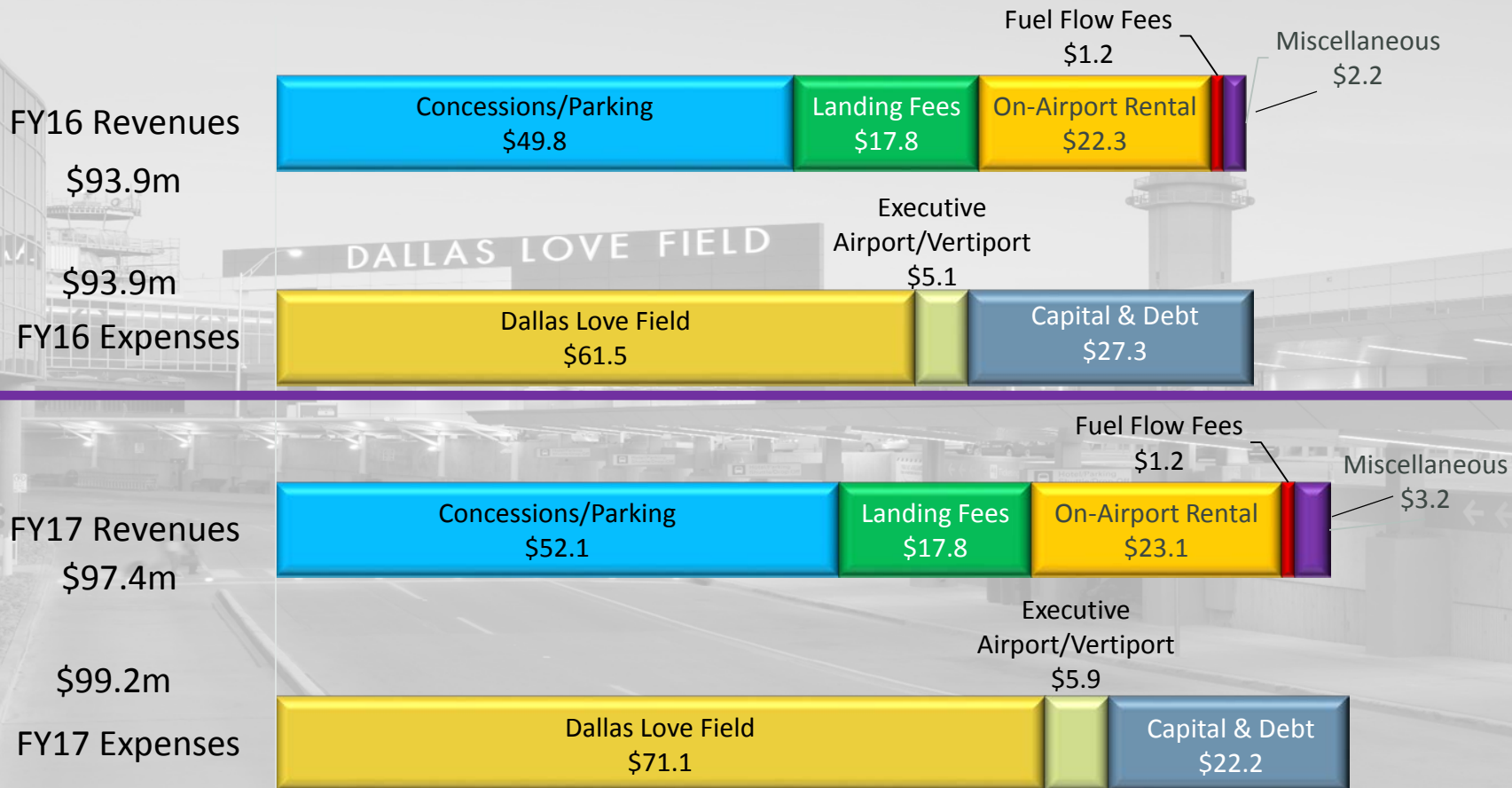
Enterprise Fund Overview

- Enterprise funds are those which operate like a business separate from General Fund
- Enterprise fund services generate revenues from people using those services which support their operations
- Enterprise fund revenues are generally limited to being spent on their particular service
- Following slides provide overview of City's enterprise funds including sources and uses of funds:

Aviation	Building Inspection	Convention Center	Municipal Radio
Sanitation Services	Storm Water Drainage	Water Utilities	

Aviation

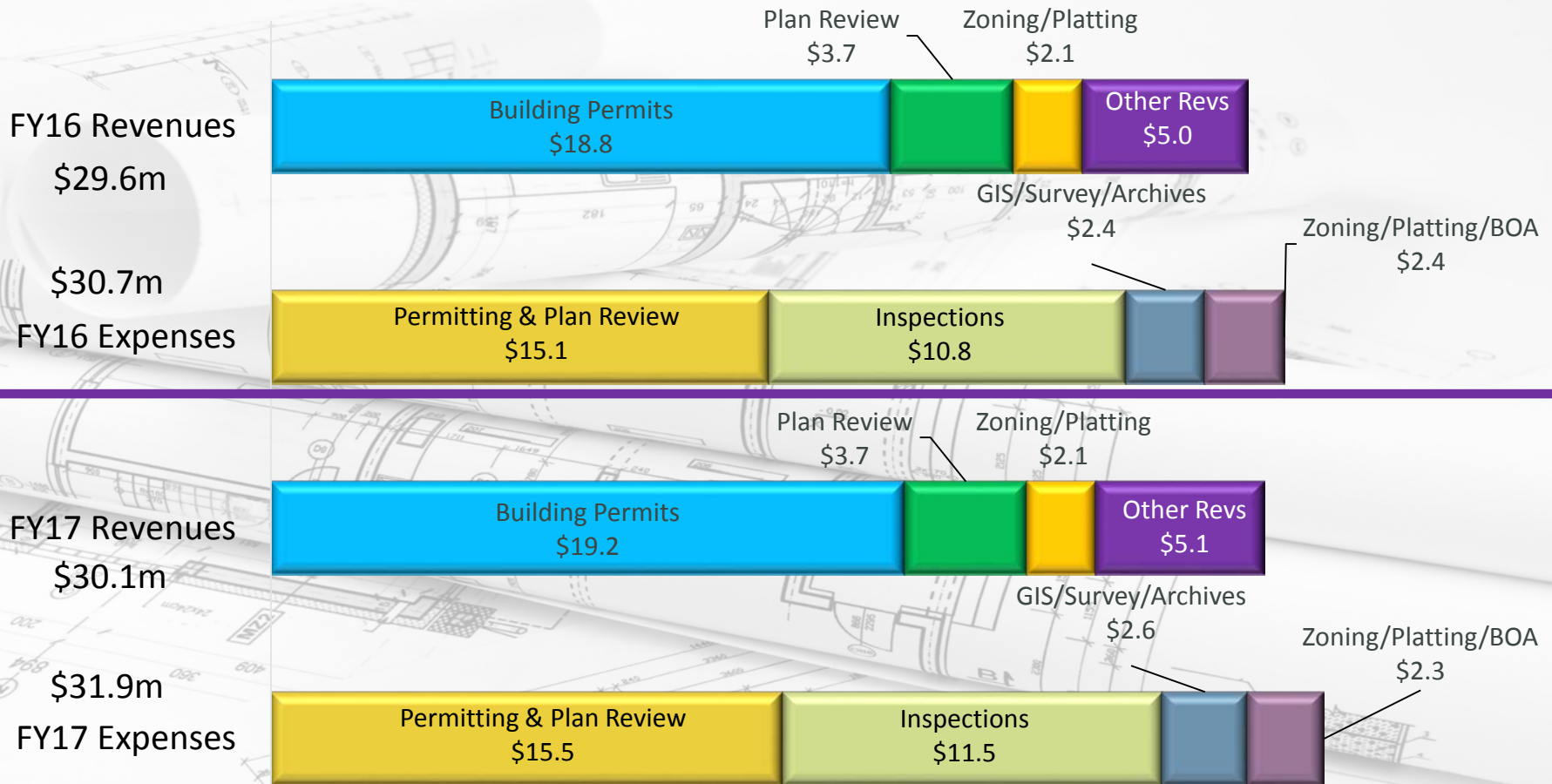
(\$ in millions)



Note: Forecasts are preliminary and will change.

Building Inspection

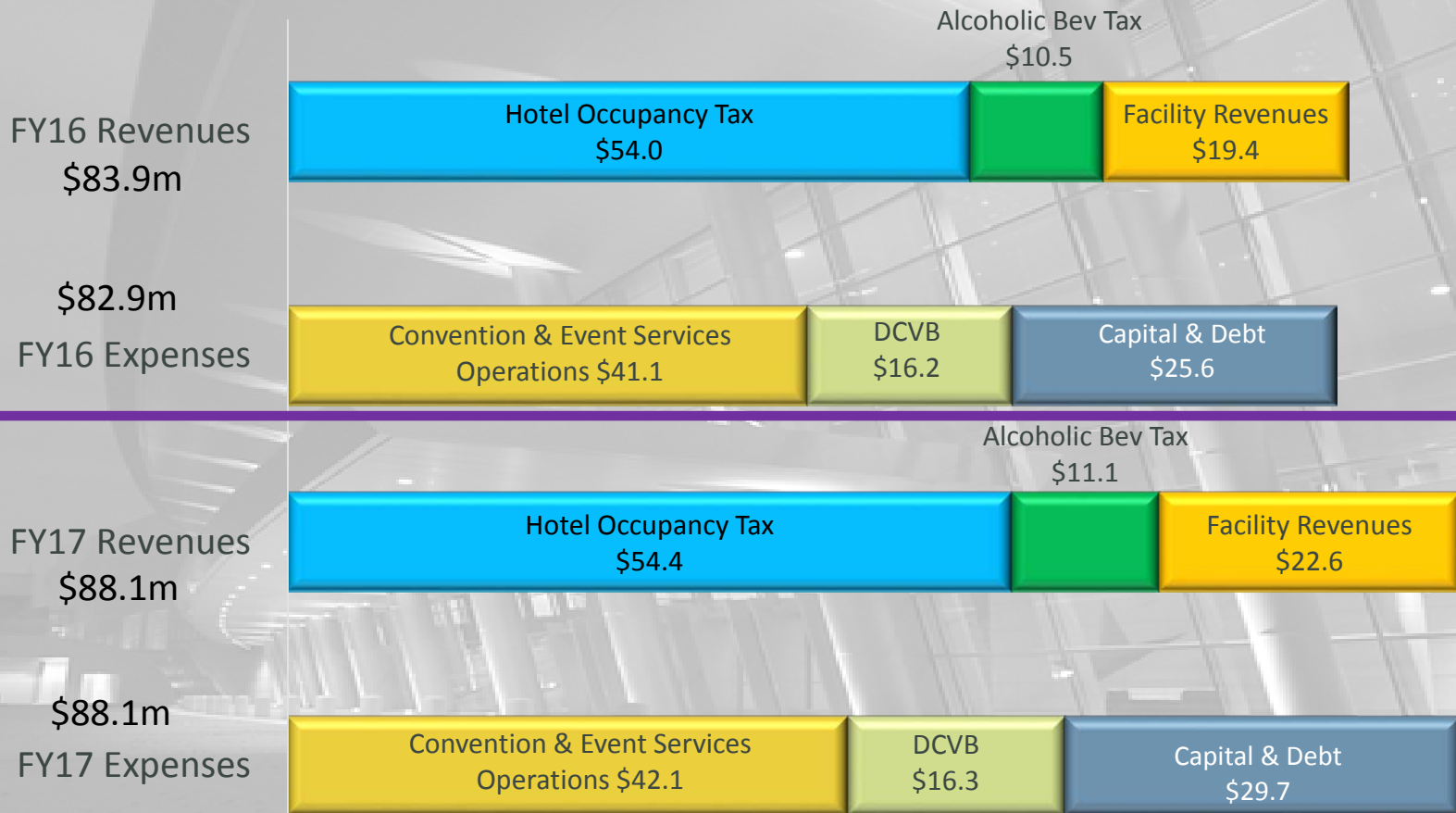
(\$ in millions)



Note: Forecasts are preliminary and will change.

Convention Center

(\$ in millions)



Note: Forecasts are preliminary and will change.

Municipal Radio

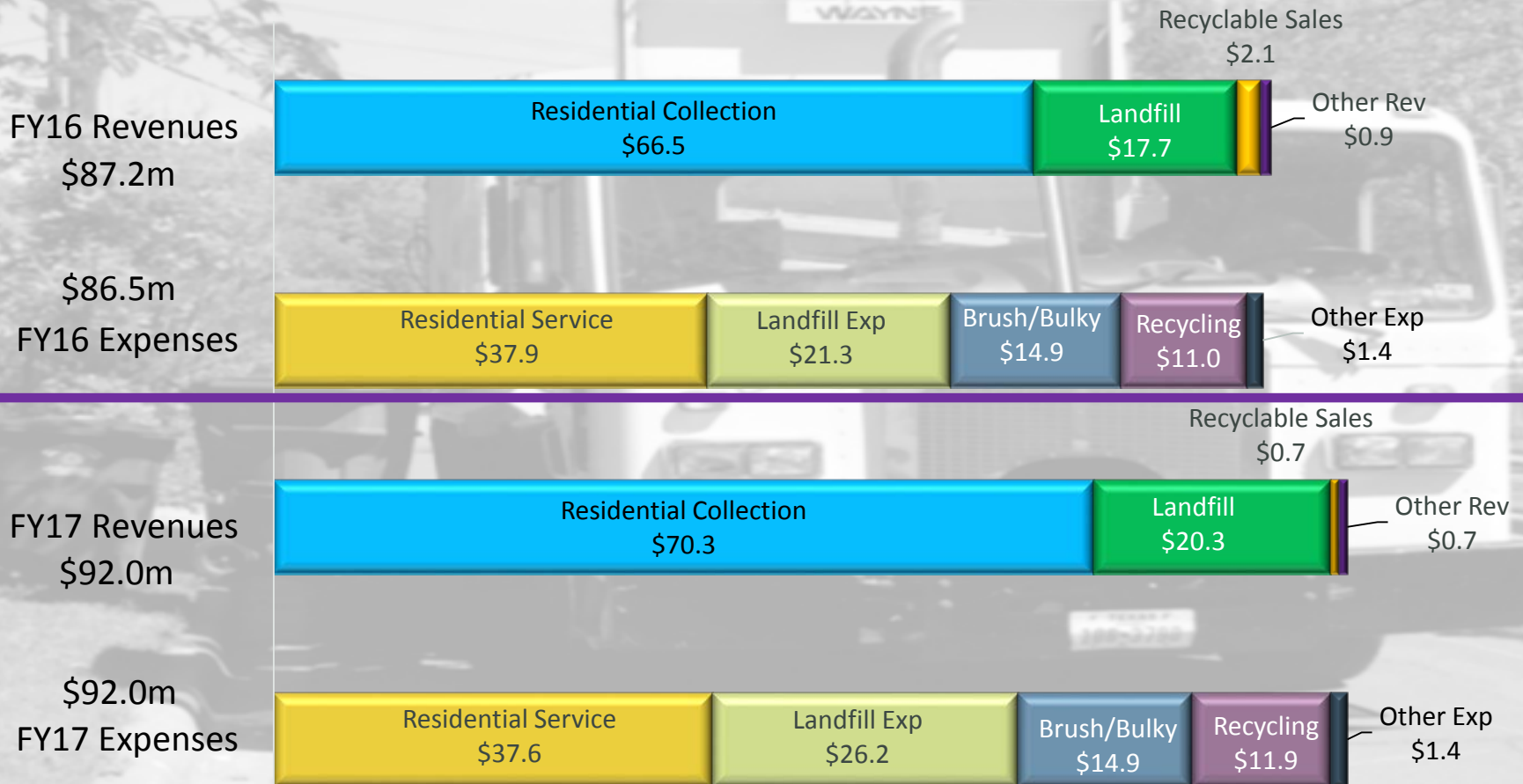
(\$ in millions)



Note: Forecasts are preliminary and will change.

Sanitation Services

(\$ in millions)



Note: Forecasts are preliminary and will change.

Sanitation Services Fee Update

- Cost of service model used to determine residential collection/disposal cost recovery fee
- Current projections will require \$1.53 per month increase in sanitation fee from \$22.79 to \$24.32 per month
 - Fee increase due primarily to:
 - Increase in day labor contract
 - Step-up in franchise fee from 1% to 2% for street/alley maintenance
 - Decline in revenues from sale of recyclables
 - Other expenses such as fleet, fuel, IT, pension, etc. have not yet been factored into cost of service
- Gate rate at McCommas Bluff landfill is still under review for adjustment

Storm Water Drainage

(\$ in millions)

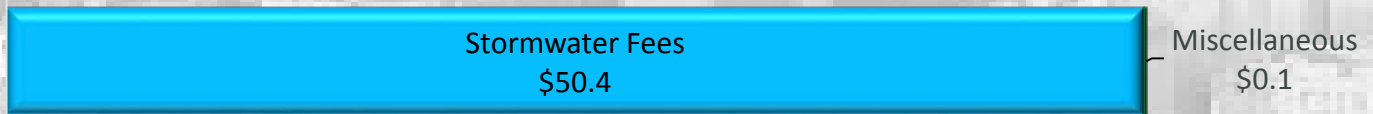
FY16 Revenues
\$50.5m



\$51.4m
FY16 Expenses



FY17 Revenues
\$50.5m



\$52.0m

FY17 Expenses



Note: Forecasts are preliminary and will change.

Storm Water Fee Update

- Current storm water fee structure was based on available data at time of utility creation in 1991
 - Data assumed impervious area based on premise type (minimum charge of \$5/parcel)
- Consultant hired to assess/revise rate structure
- Proposed rate structure utilizes measured impervious area to more accurately assess each property's impact on drainage system
- Per Council direction, proposed revisions are revenue neutral

Storm Water Fee Update

Current Residential Property Area Rates

Lot Size	Monthly Rate
Up to 6,000 Sq Ft	\$3.65
6,001-8,000 Sq Ft	\$5.77
8,001-17,000 Sq Ft	\$7.77
17,001-215,000 Sq Ft	\$13.87
More than 215,000 Sq Ft	\$43.87

Unimproved and Commercial Property – Fee is calculated based on square footage and a runoff coefficient (\$0.1589 per Sq Ft of impervious area).

Unimproved and commercial properties have a minimum monthly charge of \$5.00; vacant properties have a maximum charge of \$57.10, but commercial properties are not capped

Proposed Residential Property Area Rates

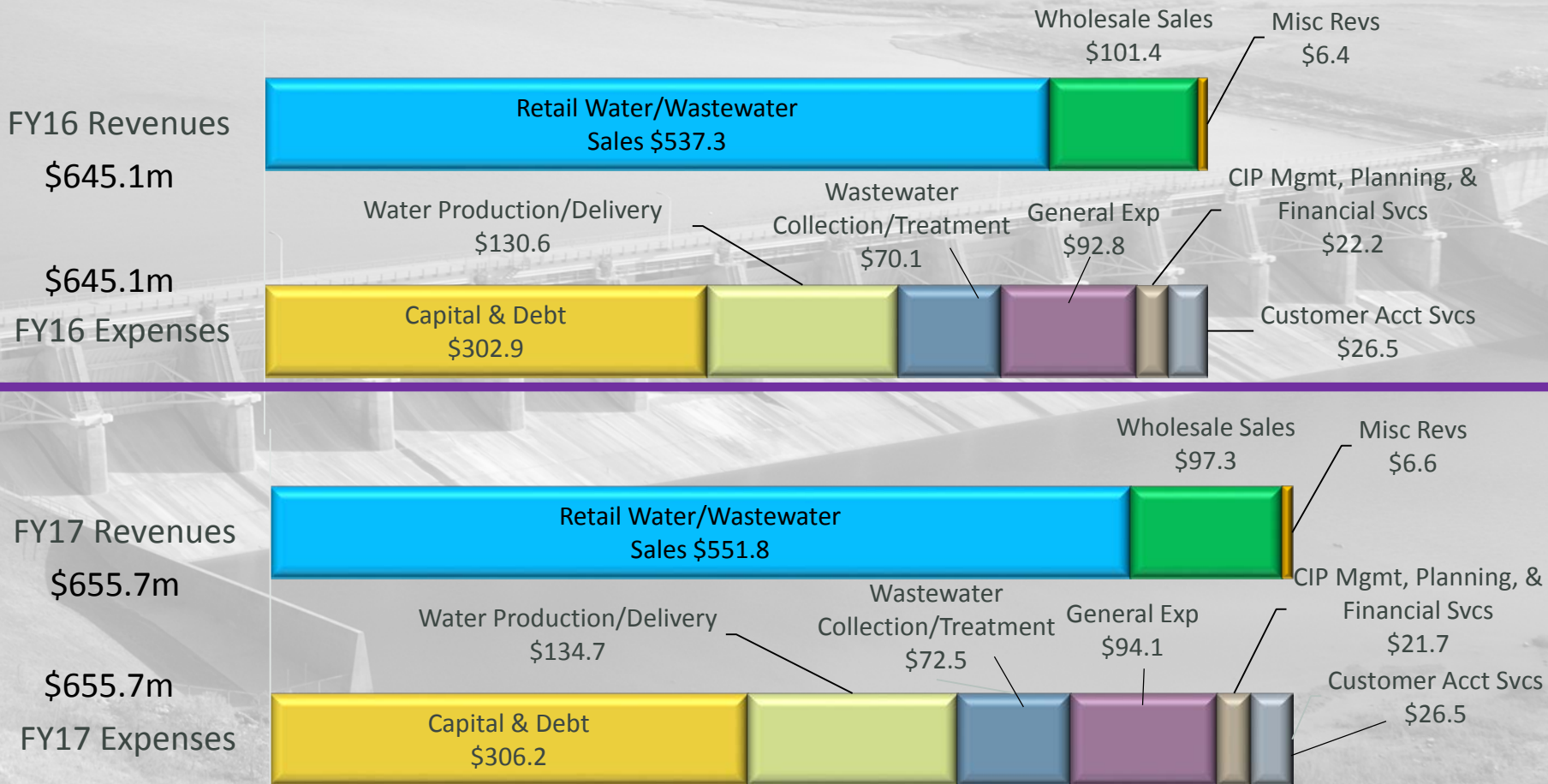
Impervious Area	Monthly Rate
Up to 2,000 Sq Ft	\$3.25
2,000-3,500 Sq Ft	\$5.17
3,500-5,500 Sq Ft	\$7.77
More than 5,500 Sq Ft	\$12.67

Unimproved and Commercial Property- Fee is calculated based on \$1.75 per 1,000 Sq Ft of impervious area.

Unimproved and commercial properties have a minimum monthly charge of \$5.00

Water Utilities

(\$ in millions)



Note: Forecasts are preliminary and will change.

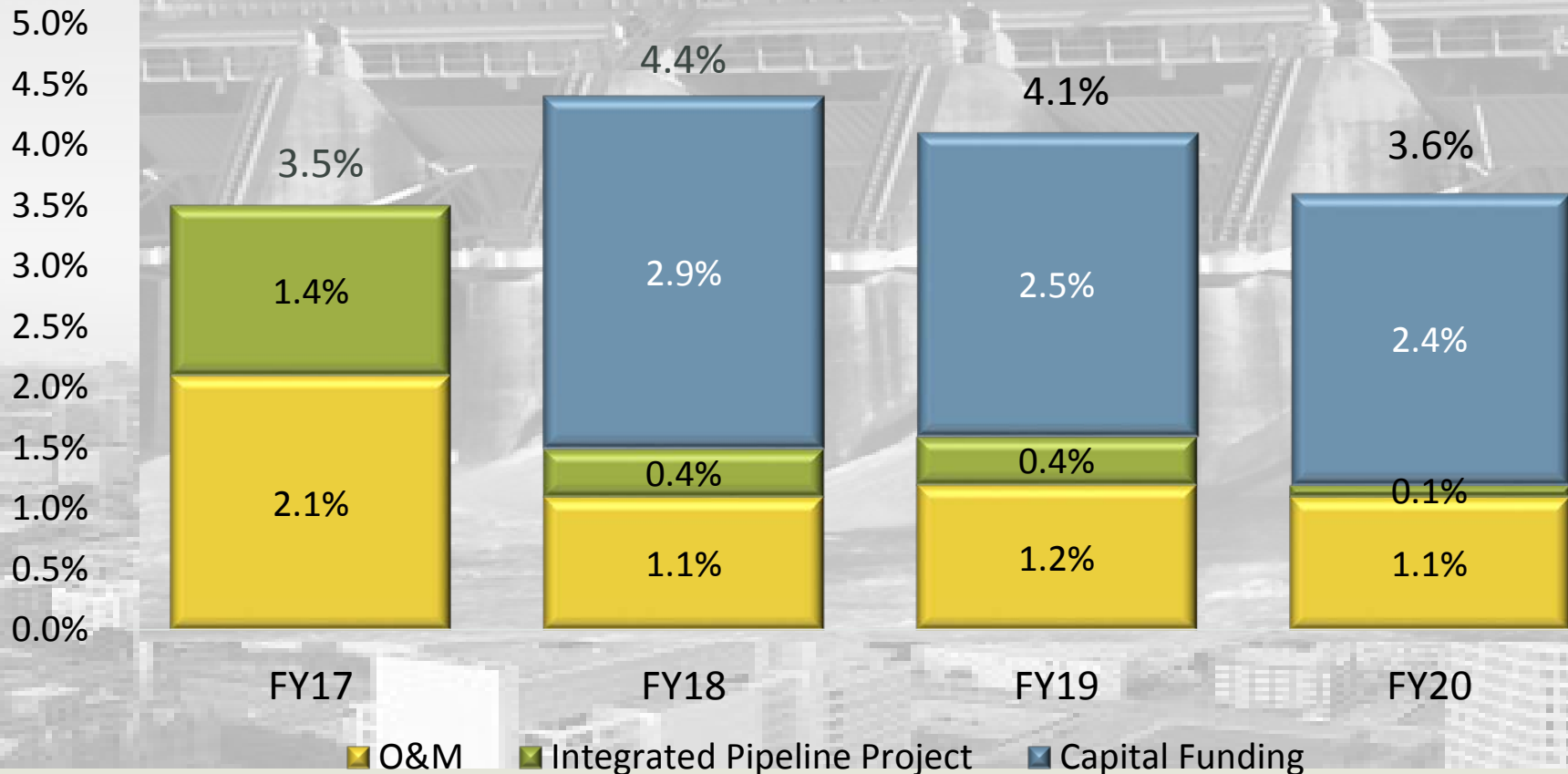
Water Utilities

- Preliminary FY17 budget for Dallas Water Utilities (DWU) includes:
 - Operating budget of \$655.7m
 - Capital budget of \$311.5m
- Preliminary retail revenues projected to increase by 3.5%
 - Typical residential monthly bill would change from \$63.54 to \$65.76 (\$2.22/month increase)
- Cost increases are primarily associated with continued system-wide capital replacement and rehab program
- Budget continues to fund escrow payment related to dispute with Sabine River Authority

Water Utilities- Capital Improvement Program

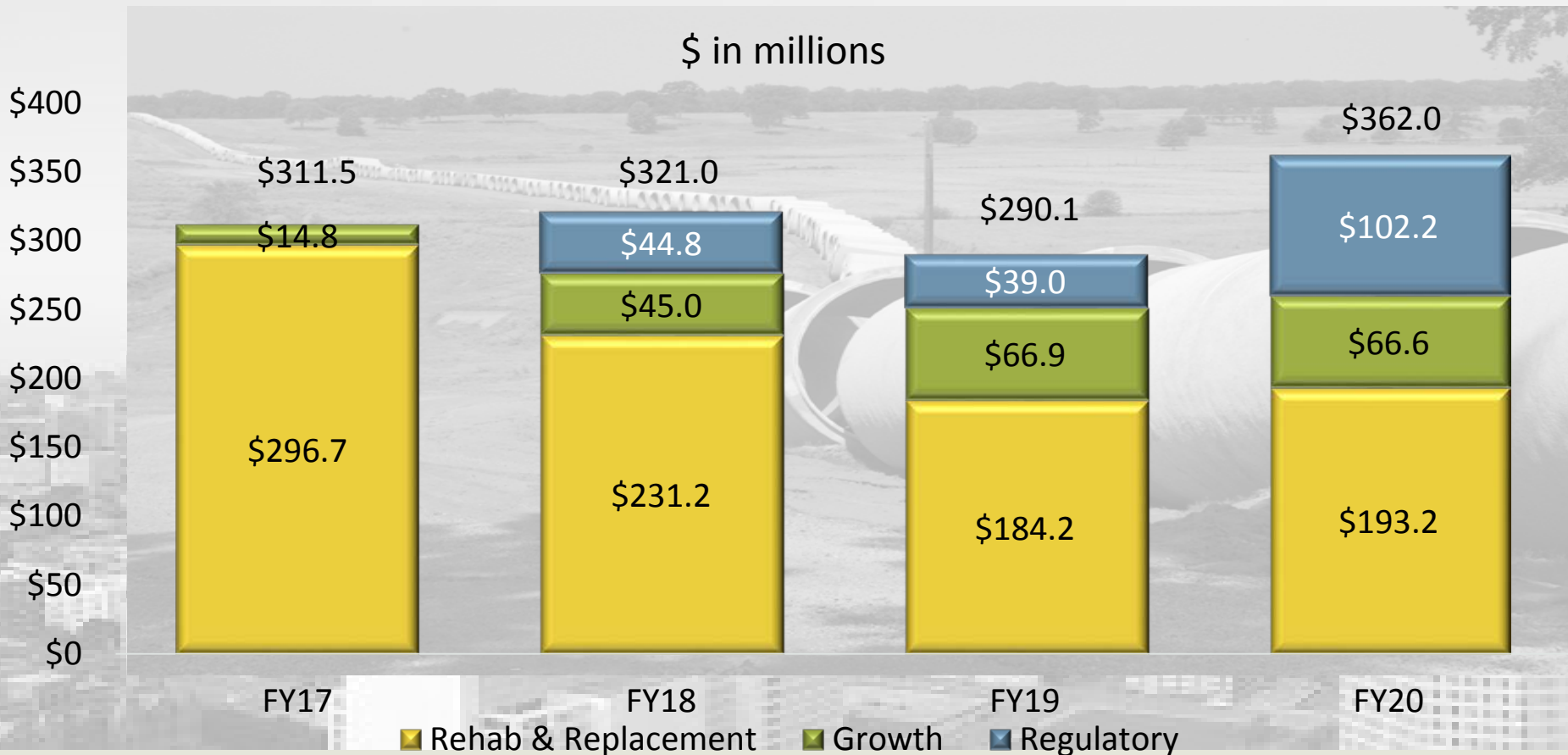
- FY17 DWU Capital Improvement Program projected to be \$311.5m
 - Over 95% of FY17 CIP is for rehab and replacement of DWU system
 - Remaining 5% is to accommodate growth
- Projects include:
 - Replacement of approximately 82 miles of water and wastewater mains
 - Replacement/renewal work at East Side and Elm Fork water treatment plants and Central and Southside wastewater treatment plants
- CIP to be funded by \$200m in revenue bonds and \$87.5m cash transfer

Water Utilities- Outlook on Future Retail Revenue Increases



Note: Forecasts are preliminary and will change.

Water Utilities- Outlook on Future Capital Improvement Programs



Note: Forecasts are preliminary and will change.

A nighttime photograph of a city skyline. A tall, dark skyscraper with a white outline is the central focus on the left. Other buildings are lit up, and the city lights create a bokeh effect in the background. The sky is dark.

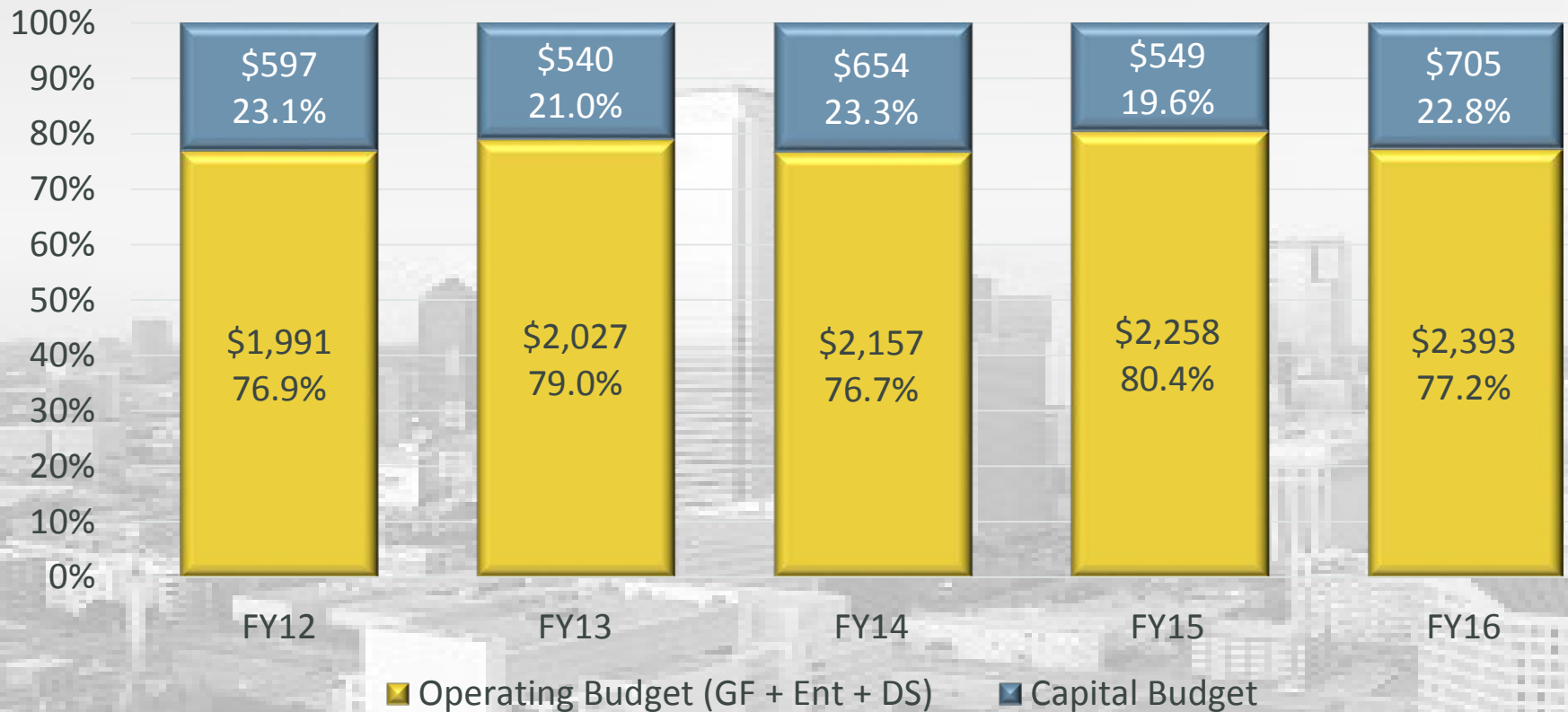
Capital Budget Overview

City Council Briefing – June 8, 2016

Capital Budget Overview

- Capital budget funds long-term capital improvements and infrastructure across city
 - Streets, flood protection, park facilities, fire stations, water & sewer system, etc.
- Capital budget is divided into two major programs:
 - General-purpose capital improvement program includes voter approved 1998, 2006, and 2012 Bond Programs, tax increment financing (TIF), and equipment acquisition
 - Enterprise fund capital improvement program includes self-supporting programs such as Dallas Water Utilities, Aviation, Convention Center, and Storm Water Drainage
- Capital projects are primarily funded through issuing bonds but cash transfers are also used to fund projects

History of Operating & Capital Budget (\$ in millions)



FY17 Capital Budget is under-review and will be included in August 9th briefing.

A nighttime photograph of a city skyline. The most prominent feature is a tall, dark skyscraper with a white outline, illuminated from within. Other buildings of varying heights are visible in the background, some with lit windows. The sky is dark, and the overall scene is lit by the city lights.

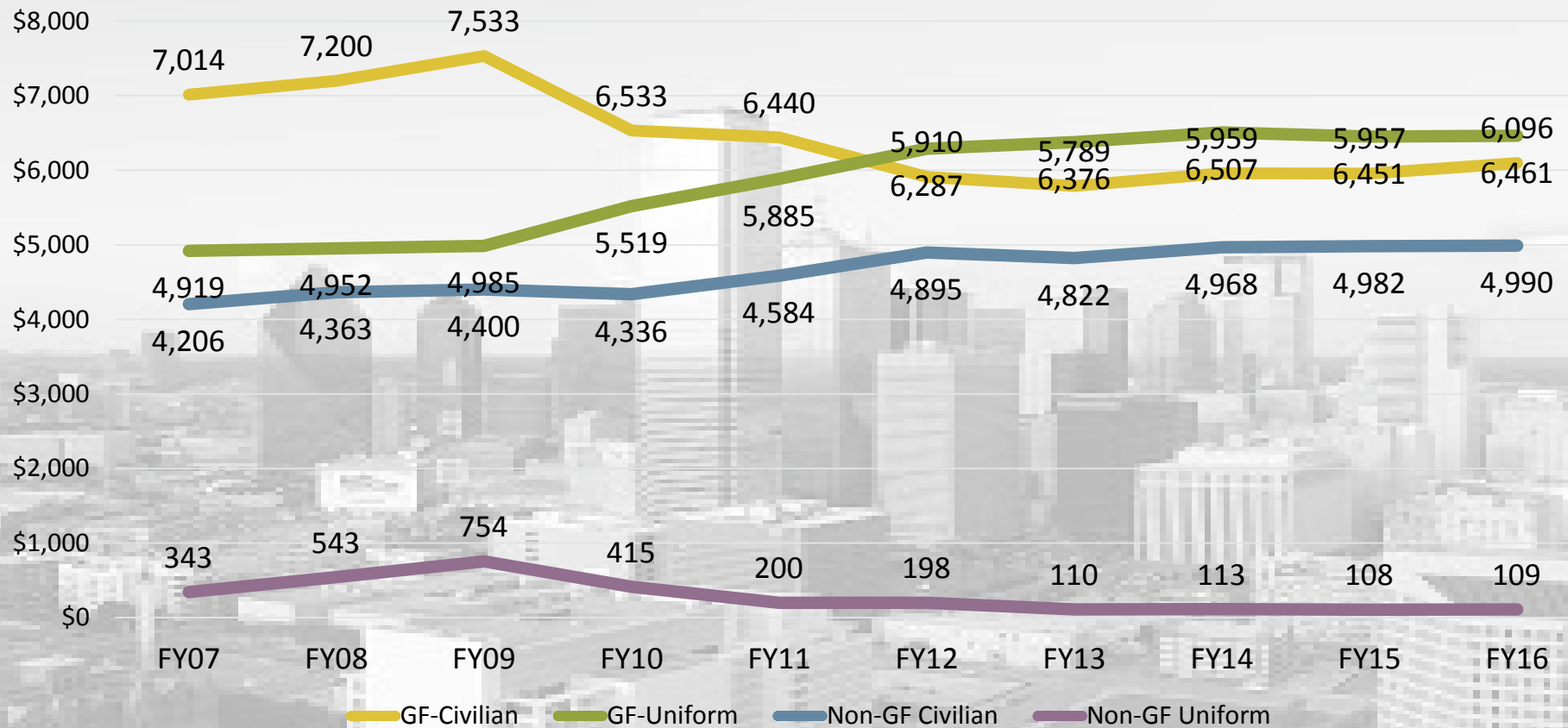
Position Overview

City Council Briefing – June 8, 2016

Position Overview

- As presented on March 2nd, dollars and positions, not FTEs or headcount, will be primary method to describe personnel going forward
- Dollars budgeted for salaries and benefits include uniform & civilian salaries, paid leave, overtime, FICA, City payroll temporaries, life & health insurance, unemployment payments, worker's comp premiums, pension contributions
- Positions are specific jobs with unique identification numbers
 - Includes both uniform and civilian
 - No distinction between full-time, part-time, seasonal, temporary, or interns
 - Position changes (add, delete, reclassify) are authorized each year at time of budget approval
- Ongoing effort to eliminate unfunded positions as well as vacant funded positions which are no longer necessary (FY17 proposed budget will include information on position reductions)

Historical Authorized Position Levels



A nighttime photograph of a city skyline. A tall, dark skyscraper with a white outline is the central focus on the left. Other buildings are lit up, and the sky is dark. The image is partially obscured by a white box and a blue banner.

Community Engagement

City Council Briefing – June 8, 2016

Community Engagement

- Public hearings: March 23rd, May 25th, and August 24th
- Citizen survey conducted spring 2016, and briefed to Council on June 1st
 - Survey results are statistically valid with a 95% level of confidence and +/-2.5% margin of error
 - Top 3 priorities indicated in citizen survey are maintenance of infrastructure, neighborhood code enforcement, and police services
- Continued use of online survey initiative
 - Although results are not statistically valid, nearly 2,300 people indicated preferences in online survey during May 2016
 - Top 3 priorities indicated in survey are police, fire/ambulance, and street/alley repair
- August 9th through September 1st are available for Council to schedule traditional and/or virtual town hall meetings
 - Meeting dates, times, and locations should be arranged by Council office, and information provided to City Manager no later than July 15th
 - Only 1 virtual meeting can be scheduled per day

A nighttime photograph of a city skyline. A tall, dark skyscraper with a white outline is the central focus on the left. Other buildings are lit up, and the sky is dark. The image is partially obscured by a white box and a blue banner.

Budget Schedule

City Council Briefing – June 8, 2016

Budget Process Schedule

Date	Item
June 20	Brief BFA Committee: Sunset Review (year 1)
June 27	Brief committees: Sunset Review (year 2)
June 8	Budget Workshop #5: outlook for all funds
July 25	Appraisal Districts certify 2016 tax roll
Aug 5	Deliver City Manager's recommended budget to Council Members
Aug 9	Budget Workshop #6: City Manager's recommended budget
Aug 9-Sept 1	Budget Town Hall Meetings
Aug 17	Budget Workshop #7: Topics TBD
Aug 24	Budget Public Hearing
Aug 30	Budget Workshop #8 (optional): Topics TBD
Sept 7	Budget Workshop #9: Council amendments
Sept 7	Adopt budget on First Reading
Sept 13	Budget Workshop #10: Amendments (if necessary)
Sept 21	Adopt budget on Second Reading and adopt tax rate
Oct 1	Begin FY17

A nighttime photograph of a city skyline. A tall, dark skyscraper with a white outline is the central focus on the left. Other buildings are lit up with various lights, and a street with cars is visible in the lower foreground.

Council Input & Questions

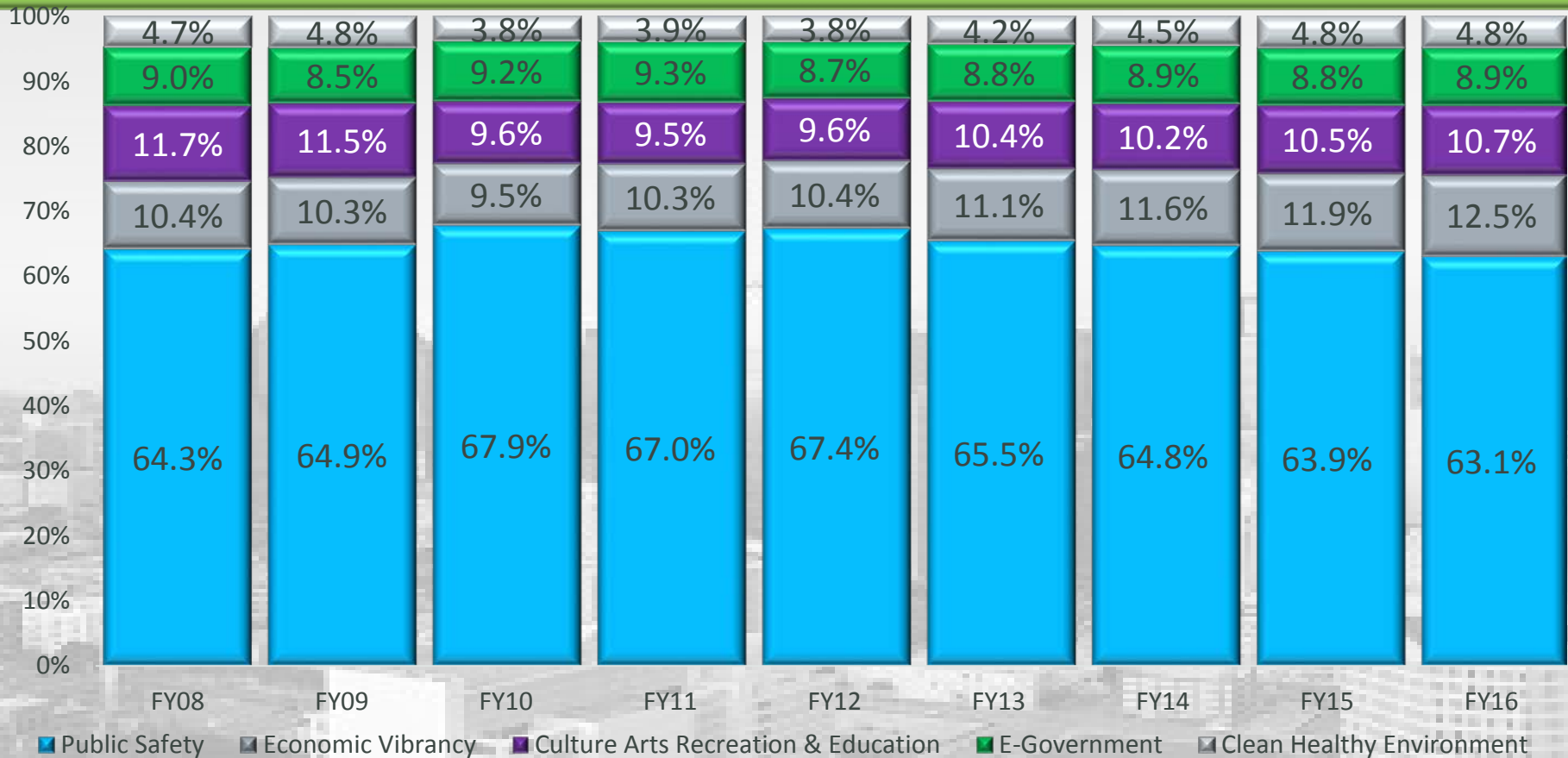
City Council Briefing – June 8, 2016

A nighttime photograph of a city skyline. The most prominent feature is a tall, dark skyscraper with a white outline, illuminated from within. Other buildings of varying heights are visible in the background, some with lights on. The sky is dark. The image is used as a background for a presentation slide.

Appendix: Miscellaneous Information

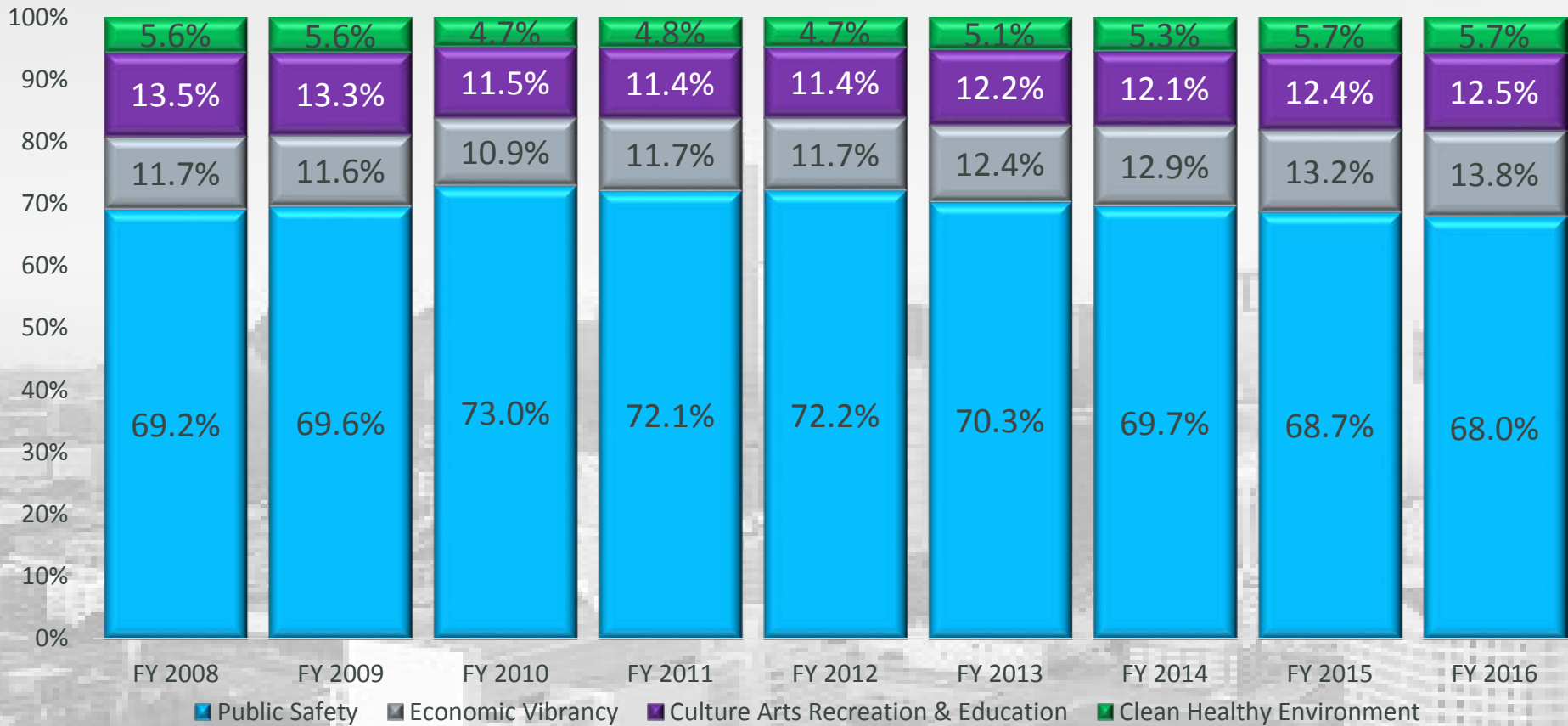
City Council Briefing – June 8, 2016

General Fund resources allocated to achieve 5 goals



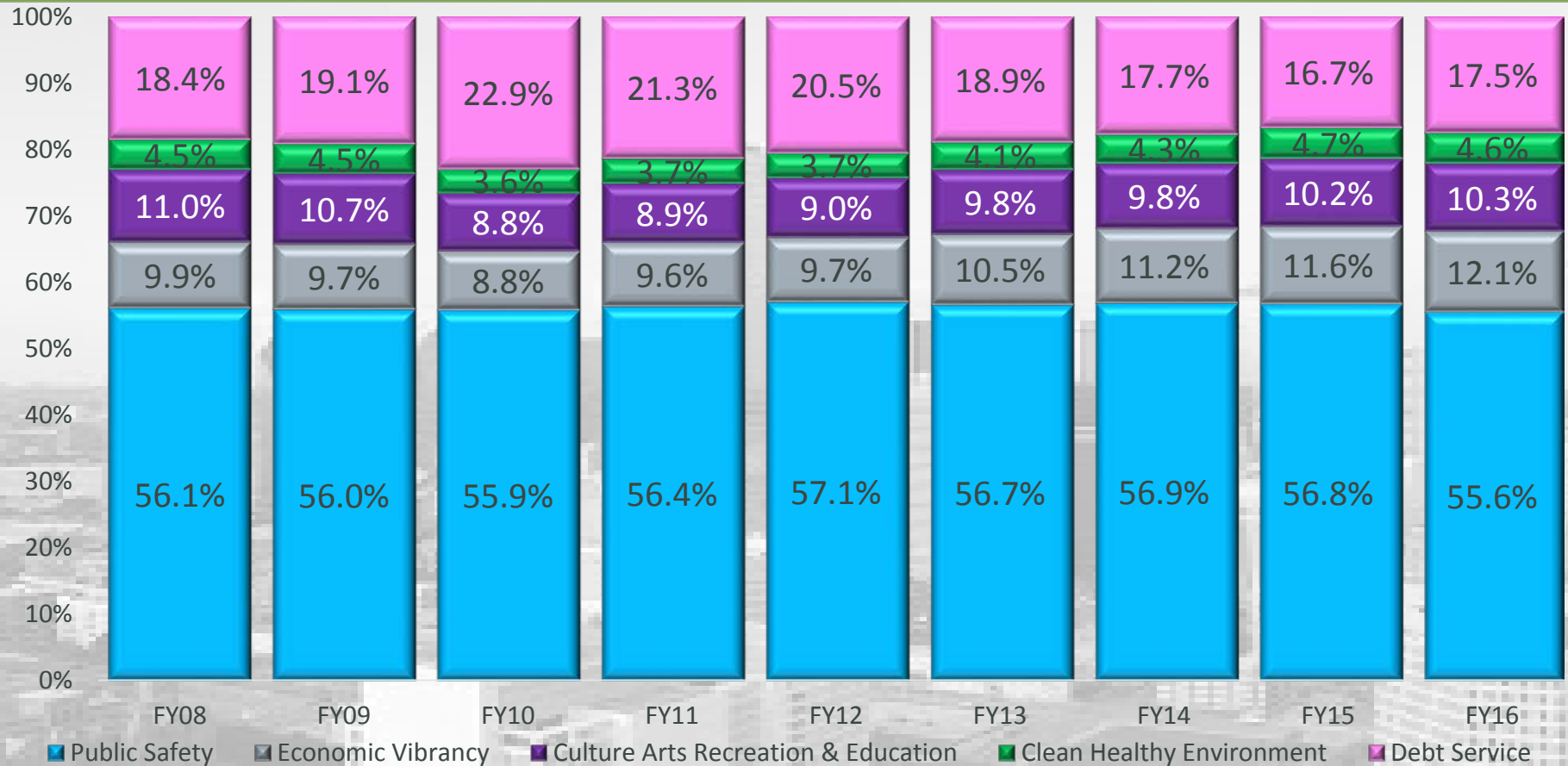
Note: Prior years have been restated to exclude Sanitation Services budget.
 Note: KFA historical chart including debt services is located in the appendix.

E-Gov KFA supports and can be distributed to other 4 KFAs



*E-Gov KFA retroactively distributed for all years based on allocations; Sanitation excluded.

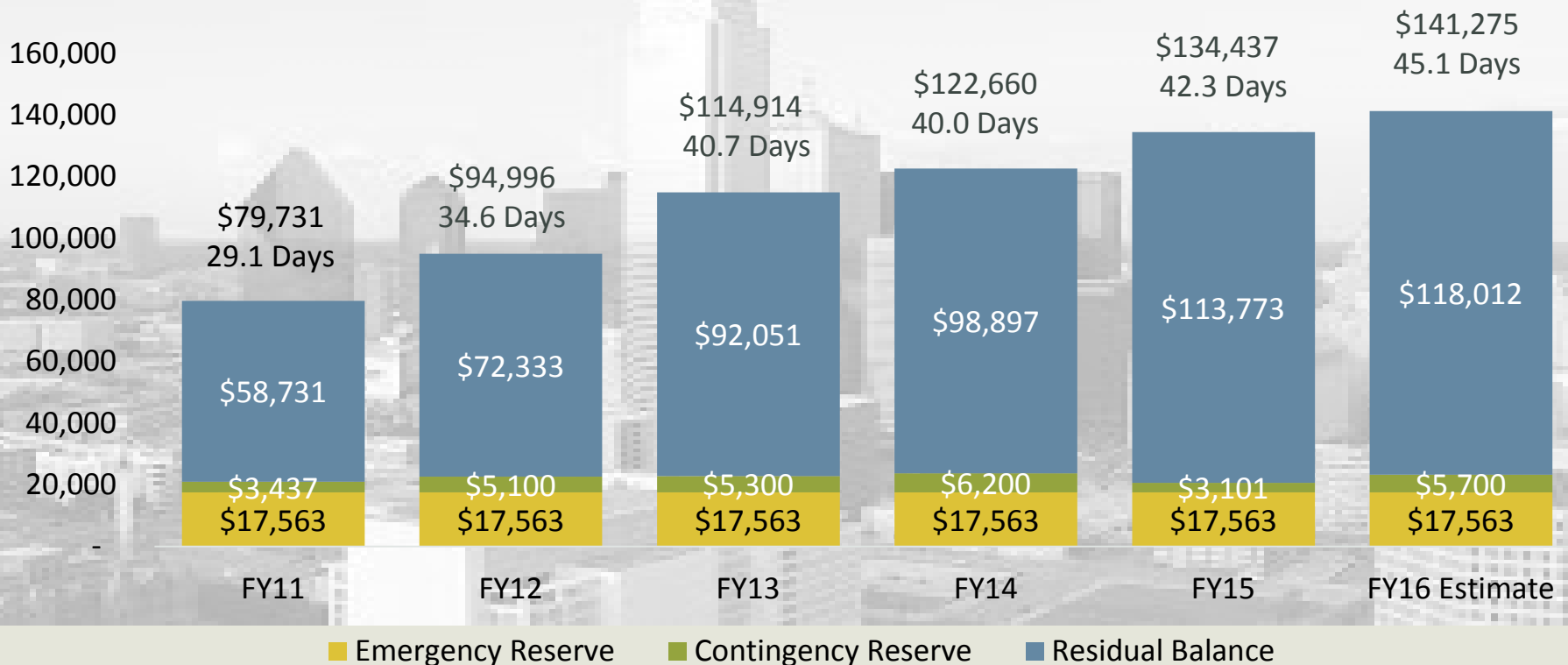
Property tax supports both General Fund KFAs and Debt Service



*E-Gov KFA retroactively distributed for all years based on allocations; Sanitation excluded

General Fund – History of Fund Balance (\$ in thousands)

- FMPC #9 – requires unassigned fund balance which includes Emergency and Contingency Reserves, to be no less than 30 days of General Fund operating expenses



Note: Prior to September 2014, FMPC#9 requirement was 5% or 18.3 days.

A nighttime photograph of a city skyline, featuring a prominent skyscraper on the left and other illuminated buildings. The image is used as a background for the text boxes.

Appendix: Community Survey

City Council Briefing – June 8, 2016

Survey Methodology

- Survey Description:
 - Survey was 7 pages long
 - Took 15-20 minutes to complete
- Sample Size: 1,512 completed surveys (at least 100 surveys per district)
- Method of Administration:
 - By mail with follow-up by phone and e-mail
 - Randomly selected same of households in City
 - Results valid for 14 Council Districts
- Confidence Level: 95%
- Margin of Error: +/- 2.5% overall
- GIS Mapping

Bottom Line Up Front

- Although there are opportunities for improvement, the City is heading in the right direction.
- The City's overall satisfaction index is at an all-time high
- Overall satisfaction with City services is 17% above the national average for large US cities
- Dallas is setting the standard for customer service among large U.S. cities
- Overall satisfaction with city services is similar in most areas of the City
- Top priorities for residents were: infrastructure maintenance, code enforcement, & police services

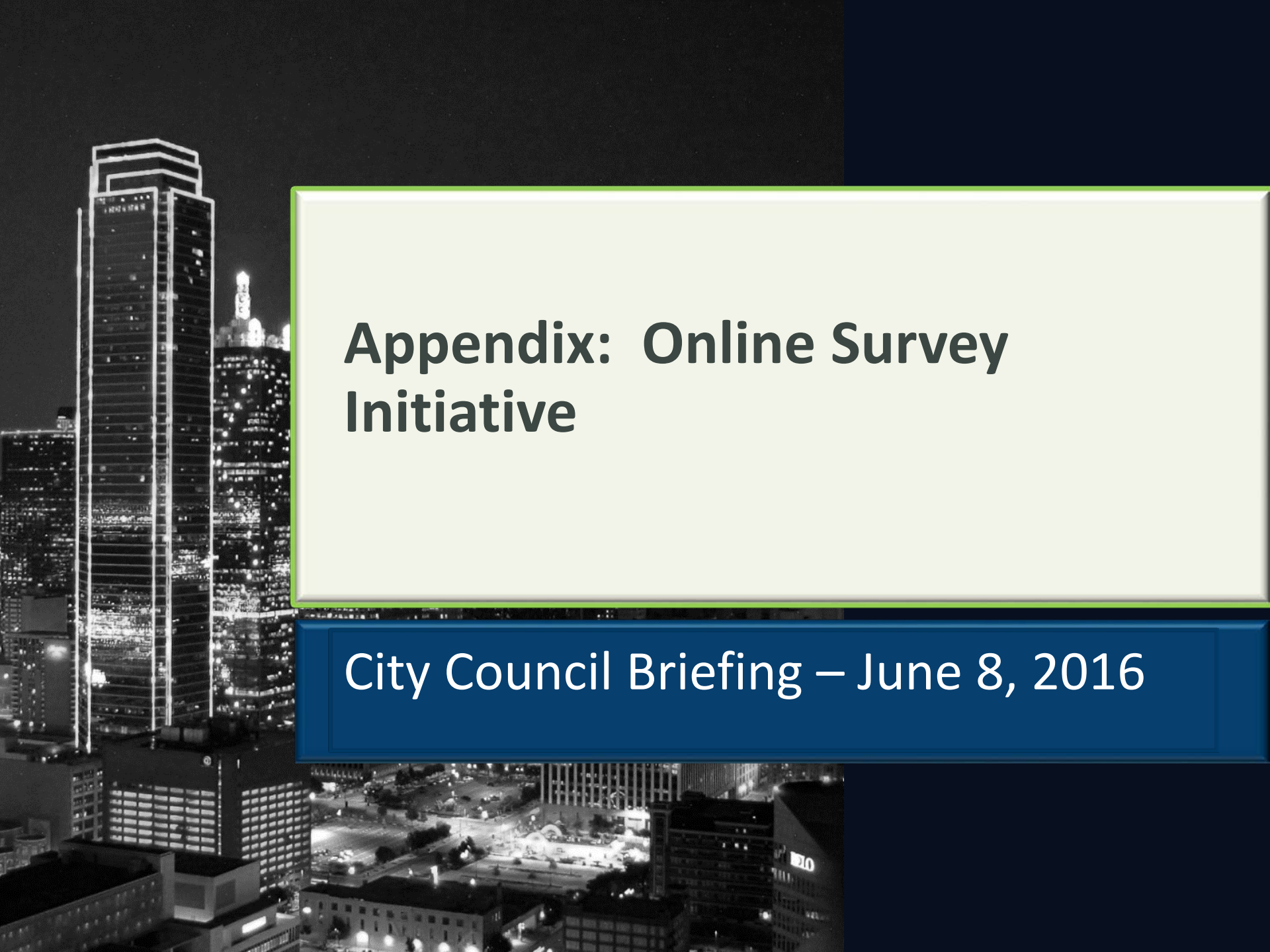
2016 Importance-Satisfaction Rating

City of Dallas

Major Categories of City Services

Category of Service	Most Important %	Most Important Rank	Satisfaction %	Satisfaction Rank	Importance-Satisfaction Rating	I-S Rating Rank
<u>Very High Priority (IS >.20)</u>						
Maintenance of infrastructure	57%	1	31%	18	0.3933	1
<u>High Priority (IS .10-.20)</u>						
Neighborhood code enforcement	31%	3	45%	16	0.1705	2
Police services	50%	2	66%	13	0.1700	3
<u>Medium Priority (IS <.10)</u>						
Land use, planning and zoning	15%	9	41%	17	0.0885	4
Traffic signal timing	18%	7	51%	15	0.0882	5
Drinking water	28%	4	78%	9	0.0616	6
Customer service provided by city employees	15%	11	67%	12	0.0495	7
The City's parks and recreation system	18%	6	78%	8	0.0396	8
Municipal court services	7%	15	60%	14	0.0280	9
Solid waste services	15%	10	82%	6	0.0270	10
Ambulance/emergency medical services	22%	5	88%	4	0.0264	11
Storm drainage	10%	13	74%	10	0.0260	12
Fire services	17%	8	86%	5	0.0238	13
Sewer services	10%	12	82%	7	0.0180	14
Public information services	6%	17	71%	11	0.0174	15
Public library services	6%	16	89%	3	0.0066	16
Arts and cultural programs	9%	14	95%	1	0.0045	17
Overall quality of Dallas Love Field Airport	3%	18	91%	2	0.0027	18

Overall Priorities: 

A nighttime photograph of a city skyline. A tall, dark skyscraper with a white outline is the central focus on the left. Other buildings are lit up with various lights, and a street with cars is visible in the lower part of the image. The background is dark, suggesting a night sky.

Appendix: Online Survey Initiative

City Council Briefing – June 8, 2016

Online Survey Initiative

From the following list of City services below, please rank them in the order of importance: (1 = “Most Important” and 12 = “Least Important”)

Service Priority Category	Ranking
Police	1st
Fire/Ambulance	2nd
Street & Alley Repair	3rd
Parks & Open Space	4th
Animal Services	5th
Economic Development	6th
Libraries	7th
Neighborhood Code	8th
Community Services	9th
Recreation Centers	10th
Cultural Affairs	11th
Assistance with Home Repair/Maintenance	12th

Online Survey Initiative

From the following list of twelve City services, indicate the one service that you would prefer funds be added to, and indicate the one service that you would be willing to have funds subtracted from:

ADD FUNDS TO:	% of Total
Street & Alley Repair	31%
Police	19%
Animal Services	17%
Parks & Open Space	7%
Fire/Ambulance	5%
Libraries	5%
Cultural Affairs	5%
Economic Development	3%
Neighborhood Code	3%
Assistance with Home Repair/Maintenance	2%
Community Services	2%
Recreation Centers	1%
Total	100%

SUBTRACT FUNDS FROM:	% of Total
Cultural Affairs	31%
Assistance with Home Repair/Maintenance	22%
Economic Development	11%
Neighborhood Code	9%
Recreation Centers	6%
Libraries	5%
Animal Services	5%
Police	4%
Parks & Open Space	3%
Community Services	3%
Street & Alley Repair	1%
Fire/Ambulance	1%
Total	100%

Online Survey Initiative

From the following list of street and transportation needs, please place them in the order of importance to you from most important to least important, with 1 being “Most Important” and 8 being “Least Important”

Street & Transportation	Ranking
Neighborhood Streets	1st
Major Thoroughfares	2nd
Sidewalks	3rd
Traffic Signs and Signals	4th
Street Striping	5th
Curbs and Gutters	6th
Bike Lanes on Roadways	7th
Alley	8th

From the following list of code compliance issues, please identify your top three concerns.

Code Compliance Issues	Ranking
Mosquito Control	1st
Animal Welfare	2nd
Litter and Illegal Dumping	3rd
Loose Animals	4th
Blighted Structures	5th
Food Safety	6th
Junk/Abandoned Vehicles	7th
High Weeds	8th
Graffiti	9th

A nighttime photograph of a city skyline, featuring several illuminated skyscrapers against a dark sky. The buildings are lit up, showing windows and architectural details. The scene is viewed from a slightly elevated angle, looking down at the city.

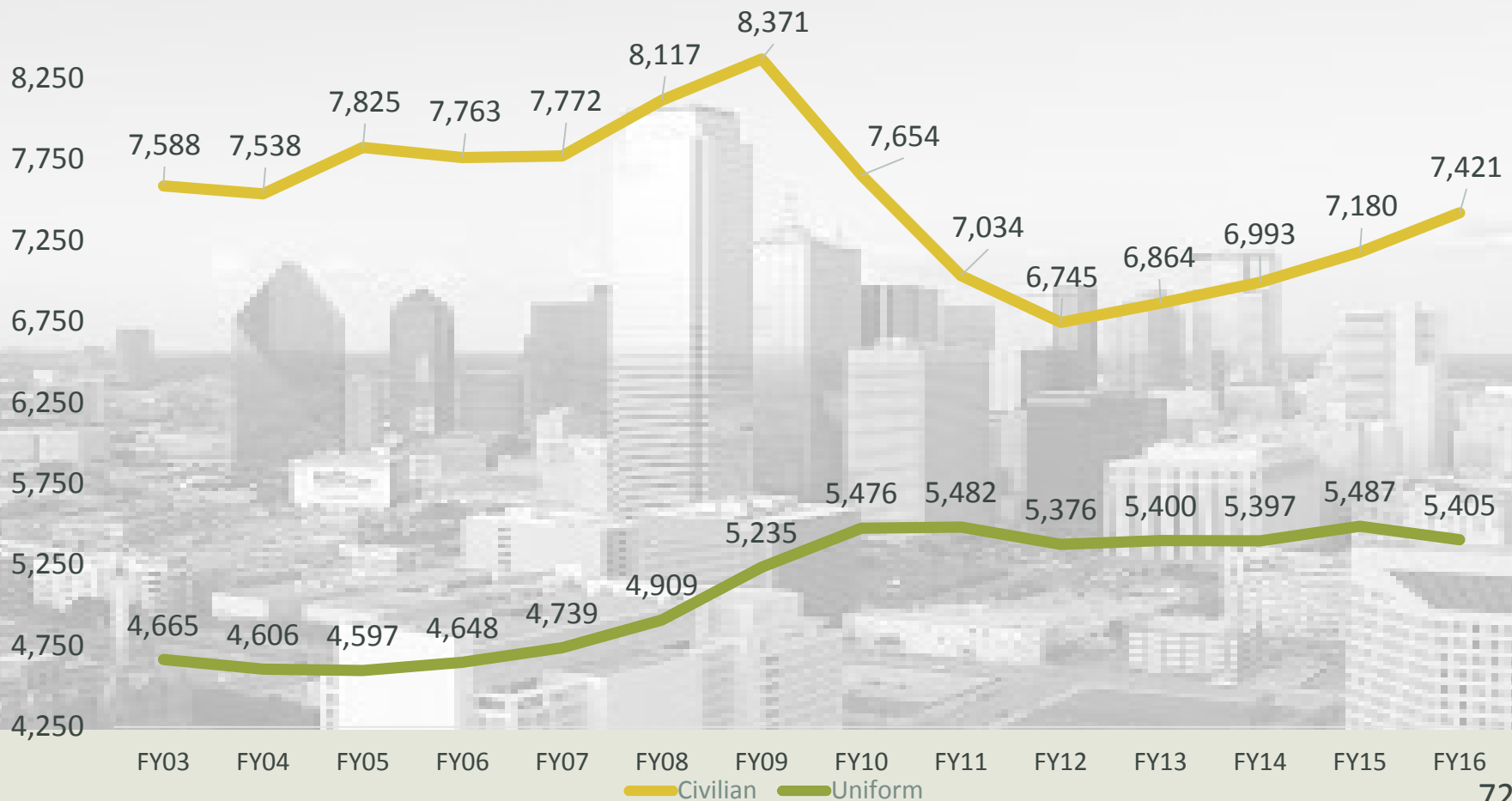
Appendix: Personnel

City Council Briefing – June 8, 2016

Personnel

- Budget dollars – \$1.1B budgeted for salaries and benefits in FY16
 - Includes uniform & civilian salaries, paid leave, overtime, FICA, City payroll temporaries, life & health insurance, unemployment payments, worker's comp premiums, pension contributions
- Positions – 17,656 specific jobs with unique identification numbers in FY16
 - Includes both uniform (6,570) and civilian (11,086)
 - No distinction between full-time, part-time, seasonal, temporary, or interns
 - Position changes (add, delete, reclassify) are authorized each year at time of budget approval
- Headcount – 13,320 employees on City's payroll in June 2016
 - Includes both uniform and civilian employees on City's payroll at any given point in time (changes day to day as employees begin/end employment with City)
- Full-time-equivalents (FTEs) – 14,322.8 FTEs allocated for FY16
 - FTE is ratio of total number of hours paid during a year to number of working hours in a year (2,080 hours for all, except uniform fire emergency operation personnel which is 2,808 hours)
 - Effective FY16, FTE further clarified to only include hours worked by employees on City of Dallas' payroll, and does not include contract day labor or contract temporaries

Headcount – historical active personnel (All City funds as of Dec 31st of each year)



Note: This is a sub-set of total headcount for all City funds as of Dec 31st of each year and only includes those that are pension-eligible.

Full-time equivalents

General Fund Departments	FY15 FTE Budget	FY15 FTE Actual	FY16 FTE Budget
Business Development & Procurement	32.0	31.6	31.7
City Attorney's Office	151.0	139.2	153.9
City Auditor's Office	23.1	22.9	25.0
City Controller's Office	59.8	44.2	51.7
City Manager's Office	14.0	15.0	14.0
City Secretary's Office & Elections	17.0	16.6	18.0
Civil Service	25.0	22.3	25.0
Code Compliance	450.5	394.6	460.6
Court & Detention Services	175.5	151.9	178.0
Equipment & Building Services	265.4	250.5	255.5
Fire-Rescue	2,109.6	2,204.0	2,117.5
Housing & Community Services	61.4	49.5	60.5
Human Resources	43.0	49.4	46.2
Judiciary	40.1	33.4	39.1
Library	350.0	312.8	391.0
Management Services	180.7	163.2	181.8
Mayor & City Council	35.5	44.6	35.5
Non-Departmental	1.0	1.0	0.0
Office of Cultural Affairs	71.3	62.5	68.6
Office of Economic Development	45.5	36.5	46.0
Office of Financial Services	28.0	27.3	27.7
Park & Recreation	937.5	801.4	949.7
Planning & Urban Design	29.3	18.9	40.2
Police	4,240.0	4,163.2	4,282.7
Public Works & Transportation	168.0	139.9	164.6
Street Services & Street Lighting	599.3	574.7	595.2
Sustainable Development & Construction	37.6	31.0	40.5
Trinity Watershed Management	17.6	7.7	16.5
Total General Fund FTEs	10,208.7	9,809.5	10,316.7

Full-time equivalents

Non-General Fund Departments	FY15 FTE Budget	FY15 FTE Actual	FY16 FTE Budget
Aviation	238.9	234.1	245.0
Benefits/Wellness	9.0	8.1	11.0
Communication and Information Services	224.5	190.0	208.7
Convention and Event Services	121.0	100.8	117.2
Development Services	268.5	240.1	292.2
Equipment & Building Services	276.9	278.2	276.6
Express Business Center	11.0	11.1	11.0
Municipal Radio	17.3	15.0	15.5
Risk Management	28.0	24.7	28.0
Sanitation Services	861.4	814.5	861.4
Storm Water Drainage Management	256.9	228.0	264.6
Water Utilities	1,674.9	1,629.2	1,674.9
Total Non-General Fund FTEs	3,988.3	3,773.8	4,006.1
Total all FTEs	14,197.0	13,583.3	14,322.8

A nighttime photograph of a city skyline. A tall, dark skyscraper with a white outline is the central focus on the left. Other buildings are lit up, and the sky is dark. The image is used as a background for the text boxes.

Appendix: Departmental Ranking Sheets of FY17 Budget Requests and Reduction Options

City Council Briefing – June 8, 2016

Building Services

Bid Rank	Bid Number	Bid Name	Bid Type	Bid Amount	Running Total	Description/Impact
1	EBS-005	City Facility Operation, Maintenance & Repair	Base	\$11,813,221	\$11,813,221	Daily operations activities and routine, preventive and emergency repairs, at a reduced level over current year, of mechanical, electrical, plumbing, and roofing systems in 510 City facilities and HVAC maintenance at 269 Dallas Water Utilities facilities.
2	EBS-003	Security Service for City Facilities	Base	\$3,541,964	\$15,355,185	City-staffed and contracted security services at 16 City facilities, at a reduced level over current year, including, City Hall, the Municipal Court Complex, Martin Luther King, Jr.(MLK) Multi-Purpose Center, West Dallas Multi-Purpose Center, and others.
3	EBS-002	Custodial Maintenance	Base	\$3,389,974	\$18,745,159	Facility cleaning services for 101 City facilities . The service includes a large contractual component, wherein 92 of the 101 facilities are maintained using contracted custodial services.
4	EBS-004	Energy Procurement and Monitoring	Base	\$2,935,726	\$21,680,885	Procurement and monitoring of the City's electricity contract, including single-contact electricity management for City operations which allows for aggregation and efficient management of the City's 2,700 individual accounts.
5	EBS-001	Bullington Truck Terminal & Thanksgiving Square	Base	\$648,543	\$22,329,428	Security, operation, maintenance and repair to the Bullington Truck Terminal and Thanksgiving Square Pedestrian Way.
93% Funding Line: \$22,329,428						
6	EBS-005-C	City Facility Operation, Maintenance & Repair	Maintain	\$1,108,238	\$23,437,666	Restores funding for building materials, repair/maintenance, and 9 positions required to perform preventive maintenance on major systems, including HVAC and electrical.
7	EBS-005-A	City Facility Operation, Maintenance & Repair	Enhancement	\$3,395,000	\$26,832,666	Adds funding to conduct work on major systems, particularly HVAC systems installations, repairs and upgrades, HVAC controls, fire alarm system upgrades, electrical panel expansions, and generator installations. Two primary project considerations within this enhancement request include a Fire Alarm System upgrade at Central Library and an HVAC upgrade for Code/Sanitation.
8	EBS-005-B	City Facility Operation, Maintenance & Repair	Enhancement	\$9,153,290	\$35,985,956	Adds funding to conduct work on major systems, including HVAC upgrades/repairs, HVAC controls integration, American with Disabilities Act (ADA) compliance improvements, roofing system improvements, lighting installation, and other needed projects. Major project considerations for this bid include roofing and window seal repairs at the Dallas Museum of Art and the repair/replacement of escalators at Thanksgiving Square.

Base Bid: Current year service.

Maintain Bid: Current year service level that could not be funded within 93% funding level.

Enhancement Bid: Cost that is not funded in the General Fund during FY 2015-16.

Building Services

Bid Rank	Bid Number	Bid Name	Bid Type	Bid Amount	Running Total	Description/Impact
9	EBS-002-A	Custodial Maintenance	Maintain	\$68,384	\$36,054,340	Restores funding for one senior contract compliance administrator position to maintain oversight of walk-through inspections/monitoring and contract compliance management for contracted custodial services.
10	EBS-003-A	Security Service for City Facilities	Maintain	\$379,166	\$36,433,506	Maintains funding for 5 security officers, 1 security supervisor, associated equipment and overtime to provide continued security at Jack Evans Police Station, City Hall and for Trinity Watershed Management.

Alternative Reduction Options						
EBS-002-A	Custodial Maintenance	Alternative Reduction	\$0			EBS is proposing to incorporate the initial maintain requesting the addition of a senior contract compliance administrator into the base bid, with a collateral reduction of the custodial contract. This alternative reduction nets a zero dollar change and allows EBS to gain the necessary administration over walk-throughs/inspections for janitorial contracts and oversight over the part-time evening crew proposed in the base bid. This also allows EBS to gain better control over custodial contract monitoring without decreasing span of control.
EBS-003-A	Security	Alternative Reduction	\$154,535			EBS is proposing a reduction to the maintain of \$154,535. With a rearrangement of staff, EBS would be able to keep all 5 of the FTEs restored in the proposed maintain, clear double-fills and pay for the three FTEs through reimbursement from Trinity Watershed Management and DPD. No budget impact. The three positions will be fully reimbursed.
EBS-002	Custodial	Alternative Reduction	\$251,282			The reduction of 13 FTEs in the base bid will be covered by a part-time crew of 13 persons working 25 hours per week (gross cost \$209,373). Replacement of the 13 full-time positions with a part-time evening crew would reduce the frequency of small receptacle dumping, vacuuming, dusting, and other specialty services. The gross salary reduction from these 13 FTEs will be \$460,655, minus \$209,373 for the replacement part-time crew.
EBS-002	Custodial	Alternative Reduction	\$205,998			This reduction option reduces daytime custodial crew from 26 FTEs to 18 FTEs, or a reduction of 8. Replacement of approximately one-third of the daytime crew will result in reduced service levels in cubicle and general office areas, including less frequent dusting, vacuuming, etc. There would be no increase in the custodial contract with this reduction.

Base Bid: Current year service.

Maintain Bid: Current year service level that could not be funded within 93% funding level.

Enhancement Bid: Cost that is not funded in the General Fund during FY 2015-16.

Building Services

Bid Rank	Bid Number	Bid Name	Bid Type	Bid Amount	Running Total	Description/Impact
	EBS-003	Security	Alternative Reduction	\$366,822		This reduction option eliminates all City security staff except those at City Hall (18 FTEs). This results in a salary/benefit and equipment savings of \$948,265. This reduction would require an increase in the Security contract totaling \$581,443. The net savings would be \$366,822. Quality of service may be an issue with this reduction, as some locations specifically request City staff for special events and other activities.

Base Bid: Current year service.

Maintain Bid: Current year service level that could not be funded within 93% funding level.

Enhancement Bid: Cost that is not funded in the General Fund during FY 2015-16.

Business Development and Procurement Services

Bid Rank	Bid Number	Bid Name	Bid Type	Bid Amount	Running Total	Description/Impact
1	POM-003	Purchasing/Contract/ Management	Base	\$2,110,801	\$2,110,801	This service is responsible for the centralized purchasing for all goods and services used in the operations of the City.
2	POM-001	Business Inclusion & Development Compliance Monitoring	Base	\$461,324	\$2,572,125	This service implements the Business Inclusion and Development (BID) program which implements the inclusion of Minority/Women Business Enterprises (M/WBEs) to the greatest extent feasible in the City's procurement solicitations.
3	POM-002	Vendor Development	Base	\$137,453	\$2,709,578	This service recruits and educates local, small and minority vendors on the City's procurement process for increased competition, which results in competitive pricing.
93% Funding Line: \$2,709,578						
4	POM-002-X	Vendor Development	Maintain	\$80,129	\$2,789,707	This bid restores funding for 1 position responsible for recruiting and educating local, small and minority vendors on the City's procurement process.
5	POM-003-A	Purchasing/Contract/ Management	Maintain	\$121,959	\$2,911,666	This bid restores funding for 2 Buyer positions that are responsible for the centralized purchasing for all goods and services used in the operations of the City.

Base Bid: Current year service.

Maintain Bid: Current year service level that could not be funded within 93% funding level.

Enhancement Bid: Cost that is not funded in the General Fund during FY 2015-16.

City Attorney's Office

Bid Rank	Bid Number	Bid Name	Bid Type	Bid Amount	Running Total	Description/Impact
1	ATT-002	Litigation	Base	\$5,025,135	\$5,025,135	Litigation represents the City, its officers and its employees in lawsuits, claims, and appeals and makes settlement/dismissal recommendations to City Council.
2	ATT-003	General Counsel	Base	\$4,362,417	\$9,387,552	General Counsel provides legal support to City departments, boards, commissions, and the City Council.
3	ATT-008	Municipal Prosecution	Base	\$1,884,624	\$11,272,176	Municipal Prosecution prosecutes all Class C misdemeanors and fine-only city ordinance violations in the municipal courts.
4	ATT-001	Police Legal Liaison	Base	\$661,968	\$11,934,144	This service provides general legal counsel to the Dallas Police Department and legal training to Police Academy recruits.
5	ATT-004	DFW International Airport Legal Counsel	Base	\$28,621	\$11,962,765	Legal services for the DFW International Airport Board.
6	ATT-005	Code Litigation	Base	\$1,028,646	\$12,991,411	Legal services to support the enforcement of code, zoning, criminal nuisance, and fair housing laws aimed at increasing positive environmental behaviors and sustainable land use practices within the City.
7	ATT-006	Environmental Enforcement, Compliance, and Support (Legal Services)	Base	\$0	\$12,991,411	Prosecutes environmental violations, manages environment-related litigation and provides legal advice to City departments regarding environmental compliance.
8	ATT-007	Community Prosecution & Community Courts	Base	\$1,882,333	\$14,873,744	Community Prosecution and Community Courts utilizes civil and criminal litigation and creative problem-solving strategies to address and abate code violations, improve the quality of life, increase public safety, and strengthen communities throughout the City.
93% Funding Line: \$14,873,744						
9	ATT-008-A	Municipal Prosecution	Maintain	\$95,555	\$14,969,299	Restores funding for 1 Community Outreach Worker (Victim Advocate) and 1 Legal Secretary.
10	ATT-007-A	Community Prosecution & Community Courts	Maintain	\$52,165	\$15,021,464	Restores funding for 1 Case Worker II (Social Services Coordinator) at the North East Community Court.
11	ATT-007-B	Community Prosecution & Community Courts	Enhancement	\$59,911	\$15,081,375	This bid adds one (1) new paralegal to Community Prosecution.
12	ATT-008-B	Municipal Prosecution	Maintain	\$71,941	\$15,153,316	Restores funding for 1 Assistant City Attorney responsible for prosecuting city ordinance offenses, Texas Transportation Code offenses and Texas Penal Code Class "C" misdemeanor offenses in Dallas Municipal Court.
13	ATT-004-A	DFW International Airport Legal Counsel	Maintain	\$521,240	\$15,674,556	Restores funding for 2 DFW Airport Legal counsel attorneys and a third DFW Airport Legal Counsel attorney partially funded in base bid. This bid includes \$521,240 in revenue.

Base Bid: Current year service.

Maintain Bid: Current year service level that could not be funded within 93% funding level.

Enhancement Bid: Cost that is not funded in the General Fund during FY 2015-16.

City Attorney's Office

Bid Rank	Bid Number	Bid Name	Bid Type	Bid Amount	Running Total	Description/Impact
----------	------------	----------	----------	------------	---------------	--------------------

Alternative Reduction Options						
ATT-002; ATT-003; ATT-007; ATT-008		Litigation; General Counsel; Community Prosecution & Courts; Municipal Prosecution	Alternative Reduction	\$80,763		The City Attorney's Office proposes to reduce budgeted salaries, pension, and FICA expenses in FY 2016-17. If by the end of March 2017 there is less turnover than projected, the City Attorney's Office will implement an action plan to hold positions vacant for longer period of time. While positions remain vacant, workload will need to be partially absorbed by staff which may lead to some use of overtime. Further, some turnaround times may be extended and some projects shelved or delayed due to lower staffing. A final contingency budget measure that would be implemented is reduced spending in supplies or other flexible spending categories.
ATT-002		Litigation	Alternative Reduction	\$5,475		This reduction option reduces spending on office supplies for FY17 by a target amount of 10%. No impact on citizens or service delivery
ATT-002; ATT-003; ATT-007		Litigation; General Counsel; Community Prosecution & Community Courts	Alternative Reduction	\$7,200		This option reduces spending on USPS Certified Mail for legal filings and notifications <i>contingent</i> on BDPS' successful awarding of a new city-wide metered postage contract that would allow departments to send USPS Certified Mail with an electronic return receipt. No impact on citizens or service delivery.
ATT-001; ATT-002; ATT-003; ATT-005; ATT-007; ATT-008		Police Legal Liaison; Litigation; General Counsel; Code Litigation; Community Prosecution & Courts; Municipal Prosecution	Alternative Reduction	\$4,742		This reduction option achieves cost-savings through the successful renegotiation of three year professional service contract agreements for West Complete Library, Westlaw, LexisNexis, West Clear, and Cycom Data systems (City Law) that will expire in Fall 2016. No impact on citizens or service delivery.
ATT-008		Municipal Prosecution	Alternative Reduction	\$55,374		This reduction option cuts funding for 1 additional Community Outreach Worker (Victim Advocate). This reduction would require prosecutors to divide their time between administrative work and legal work, which could potentially lead to case processing delays and jeopardize the resolution of cases.
ATT-007		Community Prosecution	Alternative Reduction	\$421,851		This reduction option cuts funding for 5 out of a total of 20 Community Prosecutors currently funded in the base bid. A reduction in funding would significantly decrease the number of criminal and civil cases handled by the community courts.

Base Bid: Current year service.

Maintain Bid: Current year service level that could not be funded within 93% funding level.

Enhancement Bid: Cost that is not funded in the General Fund during FY 2015-16.

City Auditor's Office

Bid Rank	Bid Number	Bid Name	Bid Type	Bid Amount	Running Total	Description/Impact
1	AUD-001	Audits, Attestations and Investigations	Base	\$3,106,152	\$3,106,152	This service provides an independent audit function with the primary responsibility of serving at the direction of the City Council.

Base Bid: Current year service.

Maintain Bid: Current year service level that could not be funded within 93% funding level.

Enhancement Bid: Cost that is not funded in the General Fund during FY 2015-16.

City Controller's Office

Bid Rank	Bid Number	Bid Name	Bid Type	Bid Amount	Running Total	Description/Impact
1	CCO-005	Payroll	Base	\$619,875	\$619,875	This service is responsible for managing the payroll function for all City of Dallas employees. The Payroll Division processes employees' pay, monitors time entries, files payroll tax forms, and remits benefit payments.
2	CCO-002	Financial Reporting	Base	\$1,904,824	\$2,524,699	This service is responsible for the preparation of the City's Comprehensive Annual Financial Report (CAFR) and the annual financial statements for the Water Utilities, Aviation, Economic Development Tax Increment Finance funds and Local Government Corporations. Financial Reporting also includes Reconciliation and Cost Accounting / Fixed Assets which are responsible for ensuring the accuracy of the City's cash balance and fixed asset system.
3	CCO-006	Independent Audit	Base	\$786,374	\$3,311,073	This service funds an annual audit that is performed by independent auditors and includes examining, on a test basis, evidence supporting the amounts and disclosures in the Comprehensive Annual Financial Report (CAFR).
4	CCO-004	Accounts Payable	Base	\$1,000,067	\$4,311,140	This service is responsible for data entry, quality control and check distribution of all City payments disbursed to vendors for the purchase of goods and services used in the operations of the City. The Accounts Payable Division also ensures vendor invoices and employee reimbursements are in compliance with the City Administrative Directives, which helps to prevent duplication and overpayments to vendors.
5	CCO-001	Deferred Compensation	Base	\$98,923	\$4,410,063	This service is responsible for oversight of the mandatory 457(b) Plan as well as the voluntary 401(k) and 457(b) Plans. This service facilitates communication and education services to support City employees in their efforts to achieve a financially secure retirement.
6	CCO-003	Cash and Debt Management	Base	\$605,957	\$5,016,020	This service provides funding for 4 positions who are responsible for managing the City's investment portfolio, coordinating bond sales, and maintaining banking services. This service manages Citywide cash flow by purchasing investments and reporting on portfolio activities. The portfolio is approximately \$2.0 billion in size.
93% Funding Line: \$5,016,020						
7	CCO-002-A	Financial Reporting	Maintain	\$74,720	\$5,090,740	This bid restores funding for 1 Senior Accountant to ensure timely completion of the CAFR and continue to provide excellent internal and external customer service to all City departments and the citizens of Dallas.
8	CCO-006-A	Independent Audit	Maintain	\$78,826	\$5,169,566	This bid funds an increase in the fee to perform the annual audit.

Base Bid: Current year service.

Maintain Bid: Current year service level that could not be funded within 93% funding level.

Enhancement Bid: Cost that is not funded in the General Fund during FY 2015-16.

City Controller's Office

Bid Rank	Bid Number	Bid Name	Bid Type	Bid Amount	Running Total	Description/Impact
9	CCO-003-E	Cash and Debt Management	Maintain	\$74,665	\$5,244,231	This bid restores funding for 1 Senior Accountant who processes cash receipt and journal entries to record returned checks/NSF items, reclamation of State held escheated property belonging to the City, provides oversight of deposit warrant issuance, tracks armored car fees, and provides citywide cash handling training.
10	CCO-004-A	Accounts Payable	Maintain	\$47,292	\$5,291,523	This bid restores funding for 1 Office Assistant II who ensures timely completion of data entry of external and internal payments.

Alternative Reduction Options

CCO-004	Accounts Payable	Alternative Reduction	\$37,836		Improve vendor participation in EFT process versus check disbursement of vendor payments. By implementing the EFT process, this will provide opportunities to decrease administrative costs by eliminating 1 position.
---------	------------------	-----------------------	----------	--	--

Base Bid: Current year service.

Maintain Bid: Current year service level that could not be funded within 93% funding level.

Enhancement Bid: Cost that is not funded in the General Fund during FY 2015-16.

City Manager's Office

Bid Rank	Bid Number	Bid Name	Bid Type	Bid Amount	Running Total	Description/Impact
1	CMO-001	City Administration	Base	\$1,810,406	\$1,810,406	This service funds staff responsible for administering the policy set forth by the City Council.
93% Funding Line: \$1,810,406						
2	CMO-001-A	City Administration	Maintain	\$162,037	\$1,972,443	Restores funding for 2.5 administrative staff that provide support to the Assistant City Managers.

Alternative Reduction Options						
CMO-001	City Administration	Alternative Reduction	\$215,859			This option eliminates one Assistant City Manager which would result in increased span of control in the oversight of city operations.

Base Bid: Current year service.

Maintain Bid: Current year service level that could not be funded within 93% funding level.

Enhancement Bid: Cost that is not funded in the General Fund during FY 2015-16.

City Secretary's Office

Bid Rank	Bid Number	Bid Name	Bid Type	Bid Amount	Running Total	Description/Impact
1	SEC-002	City Council Support	Base	\$713,130	\$713,130	This service provides support to City Council and other department divisions by attending all meetings of the City Council and keeping accurate records of all actions taken, preparing minutes of City Council meetings, managing and certifying official records of the City, performing specific functions mandated by various statutes, charter and code provisions.
2	SEC-006	Elections	Base	\$97,205	\$810,335	This service oversees the administration of city elections to ensure compliance with all city, state and federal election laws and policies and to ensure that city elections are conducted in a fair and impartial manner.
3	SEC-001	Boards and Commissions Support	Base	\$343,320	\$1,153,655	This services provides support to city boards and commissions by conducting background checks on nominees, assisting nominees with applications, completing oaths, financial disclosure forms and other city-mandated forms. This service also ensures that appointees fulfill payment agreements and remain in compliance with board service standards.
4	SEC-004	Customer Service	Base	\$204,889	\$1,358,544	This service is the first point of contact for City Council, city staff and citizens in person, telephone and/or email. Posts meeting notices for Council and all city boards, accepts legal notices served to the city, registers citizens to speak at council meetings, processes Administrative Actions/council documents, provides copies to departments, prepares certifications for legal proceedings, processes payments, indexes official documents filed with the City Secretary as required by law.
5	SEC-005	Records Management	Base	\$591,900	\$1,950,444	This service oversees the city-wide record management program as required by Texas statute and City Code 39C. This service ascertains the City's compliance with recordkeeping requirements including electronic records, facilitates access to public information and trains City staff.
6	SEC-006	Archives	Base	\$33,325	\$1,983,769	This service provides funding for supplies, computer services and membership dues for the Archives staff.
93% Funding Line: \$1,983,769						

Base Bid: Current year service.

Maintain Bid: Current year service level that could not be funded within 93% funding level.

Enhancement Bid: Cost that is not funded in the General Fund during FY 2015-16.

City Secretary's Office

Bid Rank	Bid Number	Bid Name	Bid Type	Bid Amount	Running Total	Description/Impact
7	SEC-006-X	Archives	Maintain	\$143,682	\$2,127,451	This bid restores funding for 2 positions who manage, preserve, and provide access to over 2,000 cu. ft. of historical city documents, including ledgers, manuscripts, maps, photographs, microforms, and printed materials. Historical records received from city departments are catalogued, maintained, and made available to citizens, Council, and City staff.
8	SEC-006-B	Elections	Enhancement	\$2,100,000	\$4,227,451	This bid adds funding for the cost of a general, special and runoff election. Costs include service contracts, advertising, translation services and petition verification costs.

Base Bid: Current year service.

Maintain Bid: Current year service level that could not be funded within 93% funding level.

Enhancement Bid: Cost that is not funded in the General Fund during FY 2015-16.

Civil Service

Bid Rank	Bid Number	Bid Name	Bid Type	Bid Amount	Running Total	Description/Impact
1	CVS-001	Civil Service Board Administration/Employee Appeals process	Base	\$422,712	\$422,712	Funds 3 staff responsible for coordination of disciplinary and grievance hearings by the Civil Service Board and Trial Board/Administrative Law Judges and Financial and budget management for the department.
2	CVS-003	Analysis/Development and Validation	Base	\$541,932	\$964,644	This service is responsible for developing job-related tests for civil service positions, promotional and other, and assisting departments in hiring the best qualified applicants for City jobs.
3	CVS-004	Applicant Processing - Uniform	Base	\$565,660	\$1,530,304	The Uniform Applicant Processing service screens applicants for entry-level and promotional Police and Fire Departments positions.
4	CVS-005	Applicant Processing - Civilian	Base	\$677,434	\$2,207,738	This service handles recruitment activities, develops minimum qualifications for approximately 800 job titles/subsets and uses multiple strategies to seek job applicants.
5	CVS-002	Fire Applicant - Physical Abilities Testing	Base	\$42,582	\$2,250,320	Funding to administer tests and to assess the physical abilities of candidates on the performance of firefighting duties.
93% Funding Line: \$2,250,320						
6	CVS-003-A	Analysis/Development and Validation	Maintain	\$115,024	\$2,365,344	Restores funding for staff and airfare cost for assessors to attend fire and police assessment centers, and software license. The retention of a full staff will allow the Division to develop new police and fire examinations as well as civilian examinations.
7	CVS-005-A	Applicant Processing - Civilian	Maintain	\$85,841	\$2,451,185	Restores funding for staff, Professional Services, advertising, and professional development for Neogov training.
8	CVS-001-A	Civil Service Board Administration/Employee Appeals process	Enhancement	\$68,384	\$2,519,569	Adds funding for 1 IT Business Analyst to carry out both Civil Service Board and staff initiatives to promote the increased use of technology to improve its services to internal and external customers.
9	CVS-003-B	Analysis/Development and Validation	Enhancement	\$208,115	\$2,727,684	Adds funding for 2 Test Validation Specialists and purchase of the NEOGOV Integration Software for job analysis.
10	CVS-005-B	Applicant Processing - Civilian	Enhancement	\$178,189	\$2,905,873	Adds funding for 1 Coordinator IV, 1 Senior Human Resource Analysts, and additional funds for advertising, printing, and software licenses.
11	CVS-001-B	Civil Service Board Administration/Employee Appeals process	Enhancement	\$62,701	\$2,968,574	Adds funding for 1 Administrative Specialist to assist with increasingly more financial management functions, employee discharge/demotion appeals, grievance proceedings, Civil Service Board projects, and open records requests.

Base Bid: Current year service.

Maintain Bid: Current year service level that could not be funded within 93% funding level.

Enhancement Bid: Cost that is not funded in the General Fund during FY 2015-16.

Code Compliance

Bid Rank	Bid Number	Bid Name	Bid Type	Bid Amount	Running Total	Description/Impact
1	CCS-001	Consumer Health	Base	\$2,767,459	\$2,767,459	Funding to ensure all residents and visitors have access to food that is safe through the efforts of the Food Protection/Education unit and protection from mosquito-borne diseases through the efforts of the Mosquito Abatement unit.
2	CCS-002	Neighborhood Code	Base	\$16,776,153	\$19,543,612	Provides enforcement of City Code through seven Neighborhood Code Districts as well as specialized units, including Demolition, Multi-Tenant Inspection, Consumer Protection, Community Prosecution and Boarding Homes.
3	CCS-003	Nuisance Abatement	Base	\$5,088,463	\$24,632,075	Funding to bring properties with code violations into compliance after all enforcement options have been exhausted including the removal of high weeds/grass, litter, obstructions, graffiti, tires and debris resulting from illegal dumping.
4	CCS-004	Dallas Animal Services	Base	\$10,195,378	\$34,827,453	Funds enforcement of the laws pertaining to animals, community outreach services and the operation of an open admissions shelter and an offsite adoption facility.
5	CCS-005	Transportation Regulation	Base	\$1,292,650	\$36,120,103	Provide oversight of transportation-for-hire services in the City of Dallas.
93% Funding Line: \$36,120,103						
6	CCS-004-A	Dallas Animal Services	Maintain	\$709,318	\$36,829,421	Restores funds for 11 positions from the Southern Dallas Initiative Project approved in FY 2015-16.
7	CCS-003-A	Nuisance Abatement	Maintain	\$326,074	\$37,155,495	Restores funding for contracted mowing to maintain current year service levels.
8	CCS-002-A	Neighborhood Code	Maintain	\$1,239,447	\$38,394,942	Maintains service levels for demolition, metered postage, and wrecker service for junk motor vehicles and funding for 2 neighborhood code representatives.
9	CCS-001-A	Consumer Health	Maintain	\$188,626	\$38,583,568	Restores funding for 1 Sanitarian and contracted food inspections. Impact - 75% (compared to 100% fully staffed) of food inspections conducted twice per 12 month period.
10	CCS-005-A	Transportation Regulation	Maintain	\$90,169	\$38,673,737	Restores funding for 1 Transportation Inspector. Impact - 259 complaints investigated, 4,029 inspections conducted and 180 citations issued.
11	CCS-002-C	Neighborhood Code	Enhancement	\$925,431	\$39,599,168	Adds funding for the proposed single-family rental inspection program (10 Code Inspectors, 1 Supervisor and 1 OAll) - conduct 50,000 inspections every 5 years. The costs for this program would be fully offset by new fees.
12	CCS-001-C	Consumer Health	Enhancement	\$150,000	\$39,749,168	Adds funding for contract Zika and Chik-V mosquito trapping/testing (BG Sentinel Traps 30 per week for mosquito season \$215 per trap/test).

Base Bid: Current year service.

Maintain Bid: Current year service level that could not be funded within 93% funding level.

Enhancement Bid: Cost that is not funded in the General Fund during FY 2015-16.

Code Compliance

Bid Rank	Bid Number	Bid Name	Bid Type	Bid Amount	Running Total	Description/Impact
13	CCS-001-B	Consumer Health	Enhancement	\$275,000	\$40,024,168	Adds funding for contract WNV mosquito trapping (Gravid Traps - 90 + per week for mosquito season \$115 per trap per week).
14	CCS-004-B	Dallas Animal Services	Enhancement	\$42,100	\$40,066,268	Adds funding for overtime (1,300 hours) to provide on call emergency response.
15	CCS-002-B	Neighborhood Code	Enhancement	\$152,505	\$40,218,773	Adds funding for additional staff and resources to manage the illegal dumping camera program, and add approximately 60 new cameras to double the number of cameras in use.
16	CCS-002-D	Neighborhood Code	Enhancement	\$1,335,738	\$41,554,511	Adds funding for 13 Inspectors and 1 Office Assistant to develop a Multi-tenant Response Team to institute an educational campaign, ensure shorter complaint response times, and enhance day to day proactive efforts to ensure overall compliance with city codes.
17	CCS-004-C	Dallas Animal Services	Enhancement	\$49,000	\$41,603,511	Adds funding to host free events (7) in Southern Dallas - surgeries, vaccination packages, leashes, collars, supplies, flyers, etc.
18	CCS-004-D	Dallas Animal Services	Enhancement	\$25,000	\$41,628,511	Adds stipend for partners to transfer treatable animals as the division strives to reach and maintain a 90% live release rate (\$50 per animal - 500 animals transferred).
19	CCS-004-E	Dallas Animal Services	Enhancement	\$275,000	\$41,903,511	Adds funding for landscaping, including low maintenance plants, at the animal shelter.

Alternative Reduction Options					
CCS-004	Dallas Animal Services	Alternative Reduction	\$417,022		Eliminate 5 positions (Veterinarian, 2-Coordinator II, Dept Tech Analyst and a Supervisor II) and reclass 2 Supervisor II positions to Crew Leads. This reduction impacts the following areas: supervision of shelter staff and the PetSmart Everyday Adoption Center, the Dangerous Dog Program - reduces the program to include only follow-up responses required by City Code, timely support to network/communications equipment for DAS staff and reduces veterinary services for animals. The reclassification of the Supervisor II positions decreases supervisory support, staffing levels and the ability to ensure quality customer service and animal care.

Base Bid: Current year service.

Maintain Bid: Current year service level that could not be funded within 93% funding level.

Enhancement Bid: Cost that is not funded in the General Fund during FY 2015-16.

Code Compliance

Bid Rank	Bid Number	Bid Name	Bid Type	Bid Amount	Running Total	Description/Impact
	CCS-004	Dallas Animal Services	Alternative Reduction	\$192,296		Eliminate approximately 10 day laborer positions. Impacts the level of quality service provided by shelter staff. Day labor positions are used for cleaning the kennels, feeding and caring for the animals, and assisting customers while they visit with animals at the shelter. Animal Service Officers would be used to assist with this service impacting call response.
	CCS-004	Dallas Animal Services	Alternative Reduction	\$100,000		Eliminate wildlife contract. The division will no longer respond (via contractor) to 400 wildlife calls annually such as coyotes, snakes, beaver, raccoon, fox, opossum, skunk, etc.

Base Bid: Current year service.

Maintain Bid: Current year service level that could not be funded within 93% funding level.

Enhancement Bid: Cost that is not funded in the General Fund during FY 2015-16.

Court and Detention Services

Bid Rank	Bid Number	Bid Name	Bid Type	Bid Amount	Running Total	Description/Impact
1	CTS-004	Municipal Court Services	Base	\$6,948,726	\$6,948,726	This service provides administrative and clerical support for the Dallas Municipal Court. Staff assists the Clerk of the Court by processing criminal and civil cases. Responsibilities include: administering court programs; providing courtroom support; collecting fines and fees; preparing court dockets; managing court records, providing oversight of contract compliance and financial services, and responding to information requests.
2	CTS-007	Dallas City Marshal	Base	\$2,361,996	\$9,310,722	This service provides law enforcement and clerical support for the Dallas Municipal Court. Staff assists the Clerk of the Court. The enforcement duties include: warrant enforcement, prisoner transfers, internal investigations and responding to inquiries/complaints. Clerical support duties include: warrant confirmation, courtroom support, docket preparation, Court Case Management System updates, bond processing and the collection of fines and fees.
3	CTS-006	City Detention Center	Base	\$1,501,295	\$10,812,017	The City Detention Center (CDC) detains prisoners arrested for public intoxication and/or class C misdemeanor warrants 24 hours daily, 7 days a week, 365 days per year.
4	CTS-005	Illegal Dump Team - Criminal Investigations and Arrests	Base	\$0	\$10,812,017	This service conducts criminal investigations of environmental offenses cited in the Texas Health and Safety Code and the Texas Water Code, and arrests individuals violating city, state, and federal statutes related to these crimes. IDT duties include monitoring chronic dumpsites, filing criminal cases, patrolling the Trinity River Corridor and enforcing City Ordinances including Transport, Motor Vehicle Idling, Unsecured Loads, and Scrap Tire violations.
5	CTS-003	Lew Sterrett Jail	Base	\$7,557,391	\$18,369,408	This service provides jail services for the Dallas Police Department and Dallas City Marshal's Office through the Lew Sterrett Jail Contract. The jail services include jail administration, intake, release, and housing (including 100 beds for Class C prisoners).
93% Funding Line: \$18,369,408						
6	CTS-007-A	Dallas City Marshal	Maintain	\$632,742	\$19,002,150	This bid restores funding for 11 Deputy Marshals who will devote 100% of their time to pursuing and clearing warrants. This service includes \$466,367 in revenue.
7	CTS-003-A	Lew Sterrett Jail	Maintain	\$258,581	\$19,260,731	This bid funds a cost increase for the jail contract.

Base Bid: Current year service.

Maintain Bid: Current year service level that could not be funded within 93% funding level.

Enhancement Bid: Cost that is not funded in the General Fund during FY 2015-16.

Court and Detention Services

Bid Rank	Bid Number	Bid Name	Bid Type	Bid Amount	Running Total	Description/Impact
8	CTS-004-B	Municipal Court Services	Maintain	\$199,641	\$19,460,372	This bid restores funding for Saturday court services. Expanded online services introduced in late FY2014-15 and availability of cashiers at the 1600 Chestnut location are expected to offset any potential loss resulting from this change in hours.

Base Bid: Current year service.

Maintain Bid: Current year service level that could not be funded within 93% funding level.

Enhancement Bid: Cost that is not funded in the General Fund during FY 2015-16.

Fire

Bid Rank	Bid Number	Bid Name	Bid Type	Bid Amount	Running Total	Description/Impact
1	DFD-001	Fire-Rescue Equipment Maintenance and Supply	Base	\$6,057,174	\$6,057,174	Clothing, supplies and equipment for all Fire Department personnel.
2	DFD-002	Fire Investigation & Explosive Ordnance Disposal	Base	\$4,317,515	\$10,374,689	Division responsible for determining the origin, cause, and circumstances of fires within the City.
3	DFD-003	Fire Dispatch and Communications	Base	\$12,232,978	\$22,607,667	Fire Dispatch, inventory of technology equipment, and "Personnel Support" including Chaplain Services and Workers Compensation.
4	DFD-004	Inspection and Life Safety Education	Base	\$8,389,409	\$30,997,076	Funds fire code inspections of commercial occupancies, provides fire safety educational presentations, and installs free smoke detectors in homes throughout the city.
5	DFD-005	Fire Training and Recruitment	Base	\$7,780,948	\$38,778,024	Recruitment, selection and screening, hiring and training of new fire and rescue officers; facilitates professional development for incumbent firefighters and officers and the Wellness-Fitness Program.
6	DFD-006	Special Operations	Base	\$460,468	\$39,238,492	Funds all-hazards response and mitigation capability for the City of Dallas and the North Central Texas Region (16 counties).
7	DFD-007	Fire Inspection for New Construction	Base	\$516,861	\$39,755,353	Fire inspections for new construction life-safety systems tests at construction sites to assure structures are safe.
8	DFD-008	Fire and Rescue Emergency Response	Base	\$175,706,623	\$215,461,976	Funds constant delivery of emergency and non-emergency fire and EMS response at 58 fire stations within the City of Dallas.
9	DFD-009	Emergency Medical Services Administration and Contracts	Base	\$9,936,857	\$225,398,833	Emergency Medical Services (EMS) administrative oversight for EMS response within the City of Dallas; including compliance, Mobile Community Health Program (MCHP), medical direction, initial training of paramedics, and required continuing education for existing paramedics and communicable disease.
93% Funding Line: \$225,398,833						
10	DFD-008-A	Fire and Rescue Emergency Response	Maintain	\$4,339,553	\$229,738,386	Restores funding for areas such as: overtime, including for Peak Demand; temporary help service; protective and misc equipment; and other operating expenses.
11	DFD-009-A	Emergency Medical Services Administration and Contracts	Maintain	\$2,621,319	\$232,359,705	Restores funding for paramedic training for 65 personnel; equipment replacement; motor vehicles to expand the Mobile Community Healthcare Program and other operating expenses.
12	DFD-005-A	Fire Training and Recruitment	Maintain	\$5,388,132	\$237,747,837	Restores funding for hiring of 80 new recruits, uniforms/PPE, and other operational expenses.
13	DFD-001-A	Fire-Rescue Equipment Maintenance and Supply	Maintain	\$2,465,870	\$240,213,707	Restores funding for personal protective ensembles and other operations expenses.

Base Bid: Current year service.

Maintain Bid: Current year service level that could not be funded within 93% funding level.

Enhancement Bid: Cost that is not funded in the General Fund during FY 2015-16.

Fire

Bid Rank	Bid Number	Bid Name	Bid Type	Bid Amount	Running Total	Description/Impact
14	DFD-003-A	Fire Dispatch and Communications	Maintain	\$330,018	\$240,543,725	Restores funding for 1 Lieutenant position and 2 FRO positions including Chaplain services.
15	DFD-004-A	Inspection and Life Safety Education	Maintain	\$958,199	\$241,501,924	Restores funding for 7 inspectors in addition to overtime activities requested by the American Airlines Center. This bid includes \$360,000 in revenue.
16	DFD-002-A	Fire Investigation & Explosive Ordnance Disposal	Maintain	\$310,289	\$241,812,213	Restores funding for overtime activities and professional development.
17	DFD-007-A	Fire Inspection for New Construction	Maintain	\$112,741	\$241,924,954	Restores funding for overtime to allow new construction occupancies to obtain Certificate of Occupancy.
18	DFD-006-A	Special Operations	Maintain	\$134,135	\$242,059,089	Restores funding for minor tools and continued specialty training for the Special Operations Bureau.
19	DFD-009-B	Emergency Medical Services Administration and Contracts	Enhancement	\$50,000	\$242,109,089	Adds funding to cover a projected price increase from the Department's on-line medical direction provider. State law requires Biomedical On-Line Supervision of the City of Dallas Fire Department Paramedics.
20	DFD-003-B	Fire Dispatch and Communications	Enhancement	\$236,988	\$242,346,077	Adds funding for costs associated with administration of promotional exams for DFR including entry level exams.
21	DFD-008-C	Fire and Rescue Emergency	Enhancement	\$216,780	\$242,562,857	Adds funding for overtime hours specifically related to fire officer tactical development and safety training.
22	DFD-003-C	Fire Dispatch and Communications	Enhancement	\$672,553	\$243,235,410	Adds funding for 4 positions to be allocated among four fire dispatch shifts and EMS dispatch software.
23	DFD-003-D	Fire Dispatch and Communications	Enhancement	\$307,704	\$243,543,114	Adds funding for dispatcher overtime to more effectively handle peak demand 911 call volume.
24	DFD-001-B	Fire-Rescue Equipment Maintenance and Supply	Enhancement	\$665,514	\$244,208,628	Adds \$590,514 for eight (8) Senior Mechanics, one (1) Automotive Body Repairer, one (1) Environmental Specialist, one (1) Office Assistant and \$75,000 EVT training classes.
25	DFD-005-F	Fire Training and Recruitment	Enhancement	\$1,132,227	\$245,340,855	Adds funding for 13 additional recruits to keep-up with normal attrition.
26	DFD-009-D	Emergency Medical Services Administration, Contracts and Community Health	Enhancement	\$868,977	\$246,209,832	Adds funding for: additional EMS field supervisors; inventory control improvement; EMS training/quality management improvement; an additional position to enhance and assist communicable disease education and response; and funding for the replacement of an EMS command response vehicle.
27	DFD-001-G	Fire-Rescue Equipment Maintenance and Supply	Enhancement	\$405,522	\$246,615,354	Adds funding for thermal imager camera upgrades and enhancements for equipment used by firefighters while entering and maneuvering around the fire environment.

Base Bid: Current year service.

Maintain Bid: Current year service level that could not be funded within 93% funding level.

Enhancement Bid: Cost that is not funded in the General Fund during FY 2015-16.

Fire

Bid Rank	Bid Number	Bid Name	Bid Type	Bid Amount	Running Total	Description/Impact
28	DFD-008-F	Fire and Rescue Emergency	Enhancement	\$1,077,726	\$247,693,080	Adds funding for personnel and related equipment to reinstate a tenth DFR Battalion District.
29	DFD-008-E	Fire and Rescue Emergency	Enhancement	\$2,790,067	\$250,483,147	Adds funding for costs related to staffing/equipping a truck company at Station 18 (660 N. Griffin). An engine company is currently attached to Station 18.
30	DFD-005-B	Fire Training and Recruitment	Enhancement	\$254,672	\$250,737,819	Adds funding for two additional In-Service Lieutenants to: (1) develop the program, create scenarios will coordinate and train members from Operations utilizing the Fire Simulator program; and (2) conduct new apparatus familiarization/training as equipment is purchased to replace older fleet. Funding also included to increase the certification pay for the "Lead Instructors" from \$175.00 to \$350.00 per month.
31	DFD-001-C	Fire-Rescue Equipment Maintenance and Supply	Enhancement	\$1,350,000	\$252,087,819	Adds funding for maintenance expenses at DFR facilities including: exterior/interior painting of buildings; ventilation hood inspection and cleaning; air duct cleaning; emergency power units; kitchen remodel/update; and diesel exhaust fluid dispensers.
32	DFD-001-D	Fire-Rescue Equipment Maintenance and Supply	Enhancement	\$181,125	\$252,268,944	Adds funding for Open Bracket Voice Amplifiers for firefighters on scene communication. 375 voice amps are needed to replace our current obsolete inventory. The amplifier will be assigned to riding positions as opposed to individual members. This will greatly enhance future technology with wireless capabilities with our existing radio system and reduce maintenance cost.
33	DFD-001-E	Fire-Rescue Equipment Maintenance and Supply	Enhancement	\$131,312	\$252,400,256	Adds funding for an additional FTE or overtime cost. It also includes a vehicle and fit-testing equipment with two alternative options. OPTION ONE is the on-going funding of one additional staff member for EMS N95 fit-testing. OPTION TWO is the annual overtime required to fit-test EMS N95 mask on all members. Vehicle will be utilized to drive to each fire station with equipment to provide fit-testing.
34	DFD-001-F	Fire-Rescue Equipment Maintenance and Supply	Enhancement	\$320,256	\$252,720,512	Adds funding for the replacement of existing face pieces (1200 units) with new face pieces. This will provide thermal durability and enhances wearer safety by ensuring the face piece maintains positive pressure with double seals when exposed to high heat and flame loads. Our face pieces were purchased in fiscal 2007-2008 and have been utilized in many fires. As a result of high use and age, the visibility through the lens has decreased; affecting the safety of firefighters.

Base Bid: Current year service.

Maintain Bid: Current year service level that could not be funded within 93% funding level.

Enhancement Bid: Cost that is not funded in the General Fund during FY 2015-16.

Fire

Bid Rank	Bid Number	Bid Name	Bid Type	Bid Amount	Running Total	Description/Impact
35	DFD-005-C	Fire Training and Recruitment	Enhancement	\$40,000	\$252,760,512	Adds funding for four additional recruiting trips and 10 laptop computers with video recording capabilities. These laptops will be used to record applicant interviews for evaluators to review at a later date. This will reduce the number of interviewers required, reduce interviewer fatigue, and provide more consistent applicant evaluations.
36	DFD-005-D	Fire Training and Recruitment	Enhancement	\$59,959	\$252,820,471	Adds funding to provide the Training and Support Services Bureau the ability to purchase five (5) replacement treadmills, three (3) recumbent bikes, and three (3) elliptical machines each year. The scheduling process used in this bid request takes into consideration the life expectancy of each individual piece of equipment. This proposal will replace existing workout equipment assigned to fire stations.
37	DFD-006-B	Special Operations	Enhancement	\$160,000	\$252,980,471	Adds funding for administrative support to coordinate and implement programs for the Special Operations Bureau including: coordinate funding reports; analyze deviations for specific programs; prepare, edit, and submit annual reports of department activities.
38	DFD-006-D	Special Operations	Enhancement	\$775,334	\$253,755,805	Adds funding for USAR equipment replacement for equipment purchased in 2005 which has reached its service life. It will also fund training for seven USAR classes and provide a Swift water boat operator training that is vital to keep rescuers and citizens safe.
39	DFD-006-E	Special Operations	Enhancement	\$260,524	\$254,016,329	Adds funding for a second Hazardous Materials Response Team (HMRT). This would ensure the City of Dallas has full-time coverage within the City of Dallas response area.
40	DFD-008-B	Fire and Rescue Emergency	Enhancement	\$1,295,031	\$255,311,360	Adds funding for constant staffing of 2 dedicated Incident Safety Officer positions. These funds will ensure that a dedicated Safety Officer is attached to specific, high risk incidents.
41	DFD-008-D	Fire and Rescue Emergency	Enhancement	\$2,368,177	\$257,679,537	Adds funding for personnel and related equipment at the Cypress Waters (Station 58) facility. Dallas Fire-Rescue placed an Engine in-service on January 30, 2015 without the requisite funding. Subsequently, the City of Dallas and City of Irving agreed to a Memo of Understanding that provides first responder services to the community.

Base Bid: Current year service.

Maintain Bid: Current year service level that could not be funded within 93% funding level.

Enhancement Bid: Cost that is not funded in the General Fund during FY 2015-16.

Fire

Bid Rank	Bid Number	Bid Name	Bid Type	Bid Amount	Running Total	Description/Impact
42	DFD-008-G	Fire and Rescue Emergency	Enhancement	\$469,315	\$258,148,852	Adds funding for an Alternate Response Vehicle with two firefighters during peak periods. This unit will allow heavy apparatus to be utilized effectively and dispatched to incidents that require additional personnel/equipment. The alternate response vehicle will be dispatched as a single resource on the following incidents: Automatic Fire Alarms; Lift Assists; Investigation; and Service Calls.
43	DFD-009-C	Emergency Medical Services Administration, Contracts and Community Health	Enhancement	\$1,855,620	\$260,004,472	Adds funding to send an additional 55 officers to attend initial paramedic training. This represents the first phase of eliminating the backlog and avoiding overtime expense in future years. Current FY includes 65 paramedic students.
44	DFD-005-E	Fire Training and Recruitment	Enhancement	\$3,674,819	\$263,679,291	Adds funding for 48 additional recruits above normal attrition.

Base Bid: Current year service.

Maintain Bid: Current year service level that could not be funded within 93% funding level.

Enhancement Bid: Cost that is not funded in the General Fund during FY 2015-16.

Fire

Bid Rank	Bid Number	Bid Name	Bid Type	Bid Amount	Running Total	Description/Impact
Alternative Reduction Options						
	DFD-005	Fire Training and Recruitment	Alternative Reduction	\$4,214,572		<p>Reduce number of staffing by 66 members (reduction in minimum staffing from 433 to 411). Every year DFD schedule to hire 80 new recruits. This alternative reduction reallocates the 66 members to offset attrition.</p> <p>DFD-005-A bid can be revised to hire only 14 members in April 2017 for a total of \$577,702 (savings of \$4,214,572). Dallas Fire-Rescue (DFR) response assets include 57 fire engines, 22 truck companies (aerials), and 43 ambulance units. All heavy apparatus (Engines and Trucks) are staffed with four firefighters (including a minimum of 1 paramedic on all Engines) and ambulances are operated with two firefighters/paramedics. Each day 433 personnel are required to maintain the minimum staffing level.</p> <p>The reduction in overall staffing would be accomplished by a reduction in the number of fire companies or a reduction in the number of personnel assigned to fire companies. The impacts of this reduction would be an extended average response time to emergency incidents and a potential increase in fire loss and injuries to personnel. Customer satisfaction would lessen, dwindling public trust/confidence in the department's capabilities, and finally opportunities for additional media scrutiny would be readily available.</p>
	DFD-008	Fire Rescue and Emergency Response	Alternative Reduction	\$768,129		Overtime Aversion - Reduction in minimum staffing (433 to 411). If daily minimum staffing is reduced from 433 to 411, hireback is estimated to be lower.

Base Bid: Current year service.

Maintain Bid: Current year service level that could not be funded within 93% funding level.

Enhancement Bid: Cost that is not funded in the General Fund during FY 2015-16.

Housing/Community Services

Bid Rank	Bid Number	Bid Name	Bid Type	Bid Amount	Running Total	Description/Impact
1	HOU-001	Homeownership/Development	Base	\$345,965	\$345,965	Provides financing for housing construction, land acquisition and infrastructure through mortgage subsidy, development loans and grants, nonprofit operating assistance and homebuyer counseling assistance services.
2	HOU-003	Community/Senior Services	Base	\$3,513,424	\$3,859,389	Funds community/senior services division which provides/coordinates services including senior medical transportation, dental care, child care, and emergency assistance. Funds the MLK and West Dallas Multipurpose Centers.
3	HOU-002	Housing Preservation	Base	\$0	\$3,859,389	Funds services including home repair, home reconstruction, major systems, repair, and People Helping People programs. This service is fully funded by CDBG Funds.
4	HOU-004	Comprehensive Homeless Services	Base	\$6,533,788	\$10,393,177	Provides funding supporting the Bridge Homeless Assistance Center, homeless housing services, homeless administration, Project ReConnect/Offender ReEntry, and emergency social services.
5	HOU-005	Housing/Management Contract Support	Base	\$795,020	\$11,188,197	Funds contract oversight, technical assistance, regulatory compliance and reporting for housing and community service programs. Also provides funding for portfolio management.
93% Funding Line: \$11,188,197						
6	HOU-001-A	Homeownership/Development	Enhancement	\$500,000	\$11,688,197	Establishes a new home improvement rebate program designed to incentivize homeowner interior and exterior improvements.
7	HOU-001-B	Homeownership/Development	Enhancement	\$300,000	\$11,988,197	Adds funding to expand land bank program to acquire, redevelop, and/or sell/rent vacant and/or dilapidated properties, including selling land bank properties at a discount or bundled together.
8	HOU-003-A	Community/Senior Services	Enhancement	\$80,158	\$12,068,355	Adds funding for 1 additional office assistant at each community center to greet citizens, answer telephones, make referrals, and provide administrative support.
9	HOU-004-A	Comprehensive Homeless Services	Maintain	\$747,427	\$12,815,782	Restores funding for a portion of contract for operation of the Bridge Homeless Assistance Center.
10	HOU-003-B	Community/Senior Services	Enhancement	\$200,000	\$13,015,782	Adds funding to increase programming at MLK and West Dallas Multipurpose Centers to include multiple cultural, educational, and recreational events.
11	HOU-003-C	Community/Senior Services	Enhancement	\$100,000	\$13,115,782	Adds funding to continue the Clinical Dental Care Program which was previously funded by CDBG but will not receive funding in FY17. This program provides dental care to seniors and low-income youth through age 19.

Base Bid: Current year service.

Maintain Bid: Current year service level that could not be funded within 93% funding level.

Enhancement Bid: Cost that is not funded in the General Fund during FY 2015-16.

Housing/Community Services

Bid Rank	Bid Number	Bid Name	Bid Type	Bid Amount	Running Total	Description/Impact
----------	------------	----------	----------	------------	---------------	--------------------

Alternative Reduction Options						
HOU-003	Community/Senior Services	Alternative Reduction	\$265,595			Would contract out the Sr. Medical Transportation program and eliminate 6 in-house positions.
HOU-004	Comprehensive Homeless Services	Alternative Reduction	\$68,383			Eliminates one vacant administrative support position responsible for meeting payment and application deadlines.
HOU-003	Community/Senior Services	Alternative Reduction	\$413,449			Reduces funding for minor senior home repair that would result in 68 fewer households receiving funding for repairs.

Base Bid: Current year service.

Maintain Bid: Current year service level that could not be funded within 93% funding level.

Enhancement Bid: Cost that is not funded in the General Fund during FY 2015-16.

Human Resources

Bid Rank	Bid Number	Bid Name	Bid Type	Bid Amount	Running Total	Description/Impact
1	PER-004	Compensation Analysis/Classification	Base	\$481,525	\$481,525	This service provides compensation, job classification and position management services to ensure that jobs are classified in pay grades commensurate with market-competitive pay. This service works to ensure that the City offers competitive compensation packages and career paths to attract/retain a competent and skilled workforce.
2	PER-002	Human Resources Consulting	Base	\$2,388,363	\$2,869,888	This service provides assistance to all employees with matters related to employee on-boarding, grievances and appeals, performance management, training and coaching. This service conducts investigations and works with management to ensure that discipline is applied consistently and appropriately.
3	PER-003	HRIS and HR Payroll Services	Base	\$1,605,959	\$4,475,847	This service maintains the Human Resources Information System (HRIS) database which stores all employee records and personnel data. Division staff completes all database entries including approximately 30,000 pay change requests and/or adjustments per year and provides support to employees regarding pay and leave questions. Additionally, one staff member in this division recruits, interviews and hires all laborers and truck drivers.
93% Funding Line: \$4,475,847						
4	PER-002-A	Human Resources Consulting	Maintain	\$177,000	\$4,652,847	This bid restores funding for the employee tuition reimbursement program. This program allows education expenses to be reimbursed to eligible City of Dallas employees.
5	PER-002-C	Human Resources Consulting	Maintain	\$37,250	\$4,690,097	This bid restores funding for employee training and development programs.
6	PER-003-A	HRIS and HR Payroll Services	Maintain	\$63,369	\$4,753,466	This bid restores funding for 1 position that completes database entries for pay change requests and/or adjustments.
7	PER-003-B	HRIS and HR Payroll Services	Maintain	\$60,000	\$4,813,466	This bid restores funding for the DART Pass program which provides a subsidy to employees who participate in the program.
8	PER-002-B	Human Resources Consulting	Enhancement	\$335,873	\$5,149,339	This bid adds funding for a newly instituted Management Fellows Program. The City of Dallas Management Fellows Program will be a forty-five month series of departmental placements including a nine month assignment in the City Manager's Office, Department of Human Resources, Business Development & Procurement Services, Office of Financial Services and one large operating department.

Base Bid: Current year service.

Maintain Bid: Current year service level that could not be funded within 93% funding level.

Enhancement Bid: Cost that is not funded in the General Fund during FY 2015-16.

Human Resources

Bid Rank	Bid Number	Bid Name	Bid Type	Bid Amount	Running Total	Description/Impact
9	PER 004-B	Compensation Analysis/ Classification	Enhancement	\$700,000	\$5,849,339	This bid adds funding to redesign the City's job compensation/classification system to link the classification system and pay structure more closely to the external labor market and to conduct a Total Compensation Study to ensure that jobs are classified properly and in pay grades commensurate with market-competitive pay.
10	PER-002-D	Human Resources Consulting	Enhancement	\$240,000	\$6,089,339	This bid adds funding to outsource Family Medical Leave (FML) Administration.

Alternative Reduction Options

PER-002	Human Resources Consulting	Alternative Reduction	\$340,227		This reduction eliminates the staff and funding for employee training and development programs. Training and Development related to regulatory compliance, skills development, and education enhancements help build a strong highly skilled workforce that will meet the needs of the organization and its customers.
---------	----------------------------	-----------------------	-----------	--	--

Base Bid: Current year service.

Maintain Bid: Current year service level that could not be funded within 93% funding level.

Enhancement Bid: Cost that is not funded in the General Fund during FY 2015-16.

Judiciary

Bid Rank	Bid Number	Bid Name	Bid Type	Bid Amount	Running Total	Description/Impact
1	CTJ-002	Municipal Judges/ Cases Docketed	Base	\$2,022,134	\$2,022,134	Funds municipal court judges who are responsible for the disposition of all cases filed in the Municipal Court alleging violations of City ordinances related to zoning, fire safety, public health and sanitation with fines up to \$2,000; family violence offenses and Class C misdemeanors with fines up to \$500; and traffic related offenses with fines up to \$200.
2	CTJ-003	Court Security	Base	\$640,760	\$2,662,894	Funds certified peace officers serving as court bailiffs and providing protection for everyone in the courtrooms.
3	CTJ-001	Civil Adjudication Court	Base	\$343,597	\$3,006,491	Funds 3 positions to hear premise and other code violations and to serve as appellate court for urban rehabilitation housing offenses, Chapter 27 offenses, Safelight (Red Light Camera) Appeal cases, Parking Appeals, 8-Liners offenses, and Occupation of a Red Tag Structure, and Inactive Officer Badge docket.
93% Funding Line: \$3,006,491						
4	CTJ-002-A	Municipal Judges/ Cases Docketed	Maintain	\$122,472	\$3,128,963	This bid restores funding for 16 part-time associate judges who perform arraignment of City prisoners at Lew Sterrett Jail and City of Dallas Detention Center, staff Proof or Plea Court, conduct Jury Orientation and preside over the trial docket when a full time judge is absent.
5	CTJ-001-A	Civil Adjudication Court	Maintain	\$51,841	\$3,180,804	This bid restores funding for 1 Bailiff to maintain order and provide verbal instructions to defendants referred to the pretrial hearing court.
6	CTJ-004-A	Community Court	Maintain	\$63,269	\$3,244,073	Restores funding for staff that provide court services for low-level offenders that are sentenced to community service. This is a community based solution to neighborhood problems through a partnership between the City Attorney's Office, Dallas Police Department and the community.

Base Bid: Current year service.

Maintain Bid: Current year service level that could not be funded within 93% funding level.

Enhancement Bid: Cost that is not funded in the General Fund during FY 2015-16.

Library

Bid Rank	Bid Number	Bid Name	Bid Type	Bid Amount	Running Total	Description/Impact
1	LIB-006	Library Operations & Public Service	Base	\$22,195,877	\$22,195,877	This bid maintains the current level of service hours at 29 locations including all Public Service Staff, Administration, Business Office, Facilities and e-Services.
2	LIB-007	Library Materials & Collection Management	Base	\$5,780,444	\$27,976,321	This service funds print, media, and digital library materials including the selection, acquisition, cataloging, receiving, and delivery of library materials.
3	LIB-008	Literacy Initiatives, Education & Community Engagement	Base	\$740,650	\$28,716,971	This service provides staff to develop and maintain vital, city-wide programs for children, adults, families and seniors, including programs and services at all 29 locations.
93% Funding Line: \$28,716,971						
4	LIB-007-A	Library Materials & Collection Management	Maintain	\$648,429	\$29,365,400	This bid restores funding for print, media, digital library materials and meter postage. This represents 16% of the FY 2015-16 materials budget.
5	LIB-006-A	Library Operations & Public Service	Maintain	\$513,660	\$29,879,060	This bid restores funding for Data Processing Equipment, Branch Security Services, City Forces/Facility Maintenance and other supplies and services in order to maintain the current funding level.
6	LIB-008-A	Literacy Initiatives, Education & Community Engagement	Enhancement	\$464,723	\$30,343,783	This bid adds staff, technology and material to implement strategic, city-wide Workforce Literacy classes focused on soft skill development, basic skills education and presentations on next-step services like GED classes, community college trainings and workforce centers.
7	LIB-007-B	Library Materials & Collection Management	Enhancement	\$52,165	\$30,395,948	This bid adds a specialized acquisitions librarian dedicated to the development and purchase of youth materials for the library system.
8	LIB-008-B	Literacy Initiatives, Education & Community Engagement	Enhancement	\$231,767	\$30,627,715	This bid adds staff and instructional materials to establish the Community Resource and Learning Center (CRLC) at the J. Erik Jonsson Central Library to provide year round services to improve adult literacy.
9	LIB-008-C	Literacy Initiatives, Education & Community Engagement	Maintain	\$166,893	\$30,794,608	This bid restores funding for Bookmobile Services and 3 positions. The department recommends this service not be funded.

Base Bid: Current year service.

Maintain Bid: Current year service level that could not be funded within 93% funding level.

Enhancement Bid: Cost that is not funded in the General Fund during FY 2015-16.

Library

Bid Rank	Bid Number	Bid Name	Bid Type	Bid Amount	Running Total	Description/Impact
Alternative Reduction Options						
	LIB-006	Library Operations & Public Service	Alternative Reduction	\$1,162,089		<p>This reduction includes 34 positions from administration, public service staff at Central Library and the branch libraries. Positions include: 12 Library Associates, 11 Customer Service Representatives, 8 Pages, 1 Librarian, 1 Assistant Director II, 1 Office Assistant II. The reduction in public service staff would impact the library's ability to provide services to our customers including storytime, outreach in the community, computer classes and other educational endeavors that enhance neighborhood vitality. The librarians would be limited in their ability to create new partnerships that add programming as well as the availability to do school visits. This will also increase the amount of time customers will wait for their requested materials to arrive.</p>

Base Bid: Current year service.

Maintain Bid: Current year service level that could not be funded within 93% funding level.

Enhancement Bid: Cost that is not funded in the General Fund during FY 2015-16.

Management Services

Bid Rank	Bid Number	Bid Name	Bid Type	Bid Amount	Running Total	Description/Impact
1	MGT-010	City Agenda Process	Base	\$190,898	\$190,898	This service ensures that all departments present voting and briefing items to the City Council, citizens and concerned parties in an accurate, uniform, and consistent manner.
2	MGT-007	311 Customer Service Center	Base	\$2,017,699	\$2,208,597	This service provides direct access for residents requesting city services, information, water billing assistance and Court & Detention services information.
3	MGT-011	Public Information Office / Communications & Broadcasting	Base	\$1,100,652	\$3,309,249	This service educates the community about City news, events and services via DallasCityHall.com, DallasCityNews.net, government cable channels, social media, traditional media and public engagement. PIO also manages the processing of open records requests, with the exception of DPD and provides A/V, broadcasting, online archiving services and manages the City cable channels and TV studio.
4	MGT-005	Emergency Management Operations	Base	\$587,252	\$3,896,501	This service is responsible for coordinating response for all departments for large scale incidents and staffing Emergency Operations Center during emergencies.
5	MGT-003	Fair Housing and Human Rights Compliance	Base	\$140,931	\$4,037,432	This service enforces Chapters 20A and 46 of the Dallas City Code by investigating and resolving citizen's complaints of discrimination. It is comprised of three primary areas of service: Enforcement, Mediation and Education and Outreach.
6	MGT-001	Environmental Quality	Base	\$701,547	\$4,738,979	This service assists City departments to comply with federal, state and local environmental regulations to avoid regulatory penalties, and provides training to both City employees and citizens on pollution prevention methods.
7	MGT-008	Intergovernmental Services	Base	\$446,342	\$5,185,321	This service provides technical expertise and analysis to City departments in the areas of public policy, federal and state legislation, as well as securing and managing grant funds from private sector and governmental sources.
8	MGT-013	Center for Performance Excellence	Base	\$855,616	\$6,040,937	This service is responsible for managing the city's ISO9001 process, Lean Six Sigma, Customer Service Training Initiatives, and supports initiatives such as COOP and Sunset review process.
9	MGT-004	EMS Compliance Program	Base	\$515,406	\$6,556,343	This service works to promote an ethical culture of compliance with state and federal laws, within the City of Dallas operations, and to prevent, detect and mitigate areas of noncompliance.

Base Bid: Current year service.

Maintain Bid: Current year service level that could not be funded within 93% funding level.

Enhancement Bid: Cost that is not funded in the General Fund during FY 2015-16.

Management Services

Bid Rank	Bid Number	Bid Name	Bid Type	Bid Amount	Running Total	Description/Impact
10	MGT-012	Ethics and Diversity	Base	\$291,357	\$6,847,700	This service heightens employee awareness related to identifying ethical issues/dilemmas, to avoid even the appearance of unethical behaviors.
11	MGT-009	Internal Control Task Force	Base	\$418,009	\$7,265,709	This service works to improve the internal controls of the City to provide reasonable assurance regarding the achievement of the City's objectives.
12	MGT-006	Boards and Commissions Liaison	Base	\$79,113	\$7,344,822	This service provides administrative support to the Public Safety Committee, Citizens/Police Review Board, Judicial Nominating Commission, and the Ad Hoc Judicial Nominating Committee.
13	MGT-002	Resilience Office	Base	\$285,503	\$7,630,325	This service funds the coordination and creation/implementation of a resilience strategy for the City and its regional partners.
93% Funding Line: \$7,630,325						
14	MGT-010-A	City Agenda Process	Maintain	\$12,532	\$7,642,857	This bid restores funding for 0.5 FTE funding for City Agenda Process.
15	MGT-003-A	Fair Housing and Human Rights Compliance	Maintain	\$8,097	\$7,650,954	This bid restores funding for 1 Coordinator III for Title VI/Accessibility.
16	MGT-001-A	Environmental Quality	Maintain	\$216,166	\$7,867,120	This bid restores funding for 1 position for the Air Quality Program and 1 Sr. Program Manager.
17	MGT-008-C	Intergovernmental Services	Maintain	\$25,000	\$7,892,120	This bid restores funding to maintain current funding level for a Manager II position.
18	MGT-013-A	Center for Performance Excellence	Maintain	\$56,000	\$7,948,120	This bid restores funding for professional development activities to support innovation, performance measurement and financial incentive for Green Belts who successfully complete projects allowing a portion of their savings up to \$1,000 per project.
19	MGT-006-A	Boards and Commissions Liaison	Maintain	\$5,101	\$7,953,221	This bid restores full year funding for 1 position.
20	MGT-007-A	311 Customer Service Center	Maintain	\$419,635	\$8,372,856	This bid restores funding for 6 permanent and 5 temporary positions needed for overnight operations.
21	MGT-012-A	Ethics and Diversity	Maintain	\$45,228	\$8,418,084	This bid restores full year funding for 1 positions and provides funding for employee engagement activities.
22	MGT-011-B	Public Information Office / Communications & Broadcasting	Maintain	\$102,321	\$8,520,405	This bid restores funding for 1 position that supports several departments with communications and public engagement efforts, media relations and broadcast segments for the city's cable channels. This bid also includes funding for advertising and music service license expenses.
23	MGT-004-D	EMS Compliance Program	Maintain	\$38,252	\$8,558,657	This bid restores funding for ethics, compliance and privacy training.
24	MGT-002-A	Resilience Office	Maintain	\$22,708	\$8,581,365	This bid restores full year funding for 1 Executive Assistant position.
25	MGT-009-A	Internal Control Task Force	Maintain	\$17,646	\$8,599,011	This bid restores full year funding for 1 Financial Accountant position.
26	MGT-008-A	Intergovernmental Services	Enhancement	\$75,000	\$8,674,011	This bid adds funding for a one-year transportation consulting contract.

Base Bid: Current year service.

Maintain Bid: Current year service level that could not be funded within 93% funding level.

Enhancement Bid: Cost that is not funded in the General Fund during FY 2015-16.

Management Services

Bid Rank	Bid Number	Bid Name	Bid Type	Bid Amount	Running Total	Description/Impact
27	MGT-004-E	EMS Compliance Program	Enhancement	\$75,000	\$8,749,011	This bid adds funding for a contract to perform a HIPAA Security Assessment.
28	MGT-003-B	Fair Housing and Human Rights Compliance	Enhancement	\$24,048	\$8,773,059	This bid adds funding for material that is needed to conduct Title VI/Accessibility outreach and training programs.
29	MGT-001-B	Environmental Quality	Enhancement	\$64,429	\$8,837,488	This bid adds funding for 1 Environmental Coordinator position to support the City's air quality policies and programs.
30	MGT-004-A	EMS Compliance Program	Enhancement	\$74,665	\$8,912,153	This bid adds funding for 1 position to assist in developing and providing Compliance/Privacy training and will also assist in performing compliance monitoring activities for the City.
31	MGT-004-B	EMS Compliance Program	Enhancement	\$74,665	\$8,986,818	This bid adds funding for 1 position to assist in developing and providing Compliance/Privacy training and will also assist in performing compliance monitoring activities for the City.
32	MGT-004-C	EMS Compliance Program	Enhancement	\$89,142	\$9,075,960	This bid adds funding for 1 position to assist in the development of CIS security related action plans.
33	MGT-013-B	Center for Performance Excellence	Enhancement	\$205,000	\$9,280,960	This bid adds funding for a new software management system for Quality Management System (QMS), Environmental Management System (EMS) and the Occupational Health and Safety Assessment Series (OHSAS) to schedule, record and track audit non-conformances, schedule audits and management reviews.
34	MGT-013-C	Center for Performance Excellence	Enhancement	\$17,769	\$9,298,729	This bid adds funding for 1 Intern position.

Base Bid: Current year service.

Maintain Bid: Current year service level that could not be funded within 93% funding level.

Enhancement Bid: Cost that is not funded in the General Fund during FY 2015-16.

Mayor and Council

Bid Rank	Bid Number	Bid Name	Bid Type	Bid Amount	Running Total	Description/Impact
1	MCC-001	Administrative Support for the Mayor and City Council	Base	\$3,971,233	\$3,971,233	This service provides professional and administrative support to the Mayor and 14 City Councilmembers. Support staff serves as the liaison between citizens and the Mayor and Council by responding to calls, resolving issues, directing citizens' requests to appropriate department, scheduling meetings, coordinating approximately 50 in-person and virtual town hall meetings annually, and disseminating pertinent information to the citizens of Dallas.
93% Funding Line: \$3,971,233						
2	MCC-001-A	Administrative Support for the Mayor and City Council	Maintain	\$368,169	\$4,339,402	This bid restores funding for 2 Council Assistants and 3 Council Secretaries.

Base Bid: Current year service.

Maintain Bid: Current year service level that could not be funded within 93% funding level.

Enhancement Bid: Cost that is not funded in the General Fund during FY 2015-16.

Office of Cultural Affairs

Bid Rank	Bid Number	Bid Name	Bid Type	Bid Amount	Running Total	Description/Impact
1	OCA-002	City-Owned Cultural Venues	Base	\$11,508,841	\$11,508,841	This service manages and supports the operations of 22 City-owned cultural centers and facilities in the downtown area (Arts District and Historic District), Fair Park/South Dallas, Uptown, East Dallas and Oak Cliff. This service supports programming at 7 OCA-managed cultural centers, contract administration with 11 nonprofit partners for the management of 15 City-owned arts venues, and payment of utilities and operational support for venues.
2	OCA-001	Cultural Services Contracts	Base	\$4,929,613	\$16,438,454	This service manages cultural services contracts with over 70 non-profit cultural organizations that leverage private sector support and provide over 72,000 cultural services in destinations throughout the city. Contracted services include free and low-cost cultural programs, festivals, museum exhibitions, plays, concerts, and workshops that reach over 5.2 million people annually.
3	OCA-003	Public Art for Dallas	Base	\$251,183	\$16,689,637	This service manages and implements the City of Dallas' Public Art Ordinance through the commission, acquisition, and maintenance of public artworks for City facilities such as libraries, fire stations, Love Field Airport, parks, recreation centers and other publicly-accessible spaces.
93% Funding Line: \$16,689,637						
4	OCA-001-A	Cultural Services Contracts	Maintain	\$514,782	\$17,204,419	This bid restores funding to maintain current service levels for the Cultural Organizations Program, Cultural Projects Program, Community Artists Program, Cultural Vitality Program, and other funding for individual artists and cultural organizations.
5	OCA-002-A	City-Owned Cultural Venues	Maintain	\$501,956	\$17,706,375	This bid restores funding for utility and maintenance support at partner-managed facilities, and custodial, security and stagehand labor services for OCA-managed facilities.
6	OCA-003-A	Public Art for Dallas	Maintain	\$16,000	\$17,722,375	This bid restores funding for public art maintenance such as replacing signage, repairing sculptures, or other similar projects.
7	OCA-002-D	City-Owned Cultural Venues	Enhancement	\$160,000	\$17,882,375	This bid adds funding for stagehand labor, security and custodial services at these facilities to align with the proposed increased revenue.
8	OCA-002-C	City-Owned Cultural Venues	Enhancement	\$140,100	\$18,022,475	This bid adds funding for a third event coordinator at the Majestic Theatre, which will allow for additional booking of the facility. Revenue related to this bid will exceed expenses.

Base Bid: Current year service.

Maintain Bid: Current year service level that could not be funded within 93% funding level.

Enhancement Bid: Cost that is not funded in the General Fund during FY 2015-16.

Office of Cultural Affairs

Bid Rank	Bid Number	Bid Name	Bid Type	Bid Amount	Running Total	Description/Impact
9	OCA-002-B	City-Owned Cultural Venues	Enhancement	\$400,000	\$18,422,475	This bid adds funding for major maintenance projects at OCA facilities.
10	OCA-003-B	Public Art for Dallas	Enhancement	\$269,949	\$18,692,424	This bid adds funding to leverage current OCA programs to improve neighborhoods through creative collaborations and neighborhood public art and placemaking.

Alternative Reduction Options					
OCA-001	Cultural Services Contracts	Alternative Reduction	\$293,750		Reduces programming funds for individual artists and small/mid-size organizations by 50%. This reduces OCA's ability to support and leverage the work of individual artists and emerging organizations. These awards, given several times a year rather than once a year, allow OCA to be proactive, responsive and flexible to opportunities, partnerships and projects that arise. This will also reduce outreach to ethnic and culturally specific artists through the Community Artists Program.
OCA-001	Cultural Services Contracts	Alternative Reduction	\$64,233		Reduces funding to non-minority cultural organizations program groups by 2%. Organizations will either have to absorb the reduction or scale back operations. This will result in fewer services and/or fewer new services in Dallas.
OCA-001	Cultural Services Contracts	Alternative Reduction	\$53,420		Reduces 1 position supporting Community Artist and Individual Artist programs.
OCA-002	City-Owned Cultural Venues	Alternative Reduction	\$257,455		Reduces facility maintenance funding by 50%. This significantly reduces OCA's ability to repair and maintain cultural buildings in a timely manner.
OCA-002	City-Owned Cultural Venues	Alternative Reduction	\$31,260		Reduces operation, utilities and maintenance support for partner managed facilities by 1%. Organizations will either have to absorb the reduction or scale back operations. This will result in fewer services and/or fewer new services in Dallas.
OCA-002	City-Owned Cultural Venues	Alternative Reduction	\$60,000		Reduces cultural center programming by approximately 25%. Centers will have to scale back programs, classes and other events offered to the community.

Base Bid: Current year service.

Maintain Bid: Current year service level that could not be funded within 93% funding level.

Enhancement Bid: Cost that is not funded in the General Fund during FY 2015-16.

Office of Cultural Affairs

Bid Rank	Bid Number	Bid Name	Bid Type	Bid Amount	Running Total	Description/Impact
	OCA-002	City-Owned Cultural Venues	Alternative Reduction	\$221,307		Eliminate 1 Coordinator position at 3 of the neighborhood cultural centers and 1 marketing/outreach coordinator at OCA. 1 coordinator at 4th center will be shared between 2 Centers. This will result in the Centers not being able to staff the Centers as strongly, which will reduce the amount of help/support/guidance they will be able to provide to user groups. It will also reduce the amount of hours they will be able to be open (e.g. Sundays) during the week.

Base Bid: Current year service.

Maintain Bid: Current year service level that could not be funded within 93% funding level.

Enhancement Bid: Cost that is not funded in the General Fund during FY 2015-16.

Office of Economic Development

Bid Rank	Bid Number	Bid Name	Bid Type	Bid Amount	Running Total	Description/Impact
1	ECO-003	Area Redevelopment	Base	\$162,919	\$162,919	Coordinates and implements redevelopment efforts to promote dense, mixed-use, pedestrian-friendly development including land use, transportation, and infrastructure planning activities.
2	ECO-004	Business Development	Base	\$190,095	\$353,014	Seeks to facilitate business development by recruiting new businesses and retaining/expanding existing companies. Mission is job creation, leveraging private investment in the tax base, and expand retail opportunities.
3	ECO-005	Small Business Initiatives	Base	\$738,782	\$1,091,796	Funds efforts and resources to encourage small business startup and expansion to increase job creation and/or retention in order to benefit the local economy and tax base.
4	ECO-001	Economic Development Major Projects & Other Programs	Base	\$219,270	\$1,311,066	Division focuses on recruiting major investments in Dallas including international business and foreign investors from Asia, Latin America, Africa with special focus on the Southern Sector and the Inland Port of Dallas.
5	ECO-002	Economic Development Research and Information Services	Base	\$59,690	\$1,370,756	Provides real estate and economic data, analysis, and policy guidance used in making business decisions that impact business investment, employment, and tax base in Dallas.
6	ECO-006	Dallas Film Commission	Base	\$232,800	\$1,603,556	Promotes Dallas through the production of film, television, creative media projects, and ancillary services. This service serves as a resource/primary liaison and advocates for support for the film industry in the Dallas economy.
93% Funding Line: \$1,603,556						
7	ECO-005-A	Small Business Initiatives	Enhancement	\$703,216	\$2,306,772	Adds funding for a new program "Bridging the Skills Gap" via career pathway interventions. This program will replace the Business Assistance Centers program which is being discontinued from CDBG funding in FY17.
8	ECO-001-A	Economic Development Major Projects & Other Programs	Maintain	\$105,417	\$2,412,189	Restores funding for 1 position which acts as a liaison to maintain contact and promote international investment into Dallas.
9	ECO-001-B	Economic Development Major Projects & Other Programs	Maintain	\$50,000	\$2,462,189	Restores funding for a portion of the World Affairs Council contract which provides the City with protocol services and exposure to foreign countries that may potentially be interested in business and cultural exchanges with Dallas.
10	ECO-004-A	Business Development	Maintain	\$90,000	\$2,552,189	Restores funding for membership dues for organizations including the North Texas Commission.

Base Bid: Current year service.

Maintain Bid: Current year service level that could not be funded within 93% funding level.

Enhancement Bid: Cost that is not funded in the General Fund during FY 2015-16.

Office of Economic Development

Bid Rank	Bid Number	Bid Name	Bid Type	Bid Amount	Running Total	Description/Impact
Alternative Reduction Options						
	ECO-004-A	Business Development	Alternative Reduction	\$90,000		Seek reimbursements from other funds to cover membership dues that serve multiple departments.

Base Bid: Current year service.

Maintain Bid: Current year service level that could not be funded within 93% funding level.

Enhancement Bid: Cost that is not funded in the General Fund during FY 2015-16.

Office of Financial Services

Bid Rank	Bid Number	Bid Name	Bid Type	Bid Amount	Running Total	Description/Impact
1	BMS-001	Citywide Capital and Operating Budget Development and Monitoring	Base	\$1,171,884	\$1,171,884	Funding for centralized preparation and management of the City's operating and capital improvement program budgets and funds.
2	BMS-007	Utility Management	Base	\$341,223	\$1,513,107	Oversight and management of franchised utilities and certificated telecommunication providers use of the public rights-of-way including electric, natural gas, and cable television.
3	BMS-006	Grant Administration	Base	\$1,267,625	\$2,780,732	Planning and program oversight, compliance monitoring, financial management of grant funds for City's Consolidated Plan and other governmental grants in accordance with applicable federal/state regulations.
93% Funding Line: \$2,780,732						
4	BMS-006-A	Grant Administration	Maintain	\$89,783	\$2,870,515	Restores funding for one Sr. Budget Analyst that assists in the development and preparation of the City Manager's recommended Consolidated Plan budget and monitors grants for compliance and reimbursement eligibility. Also restores \$19,197 for operational costs.
5	BMS-001-A	Citywide Capital and Operating Budget Development and Monitoring	Maintain	\$86,862	\$2,957,377	Restores funding for one Sr. Budget Analyst that assists in the development of the City Manager's recommended operating and capital budgets, reviews council agenda items for financial feasibility and accuracy, and provides analysis on monthly departmental expenditures. This bid also restores \$12,500 for operational costs, including printing of the annual budget books.

Alternative Reduction Options

BMS-001	Citywide Capital and Operating Budget Development and Monitoring	Alternative Reduction	\$15,000		This alternative option would reduce funding for printing of townhall meeting handouts and proposed and adopted budget book documents. These materials would only be available electronically.
---------	--	-----------------------	----------	--	--

Base Bid: Current year service.

Maintain Bid: Current year service level that could not be funded within 93% funding level.

Enhancement Bid: Cost that is not funded in the General Fund during FY 2015-16.

Park and Recreation

Bid Rank	Bid Number	Bid Name	Bid Type	Bid Amount	Running Total	Description/Impact
1	PKR-005	Park Land Maintained	Base	\$26,024,445	\$26,024,445	Service provides maintenance, infrastructure improvements, reservations and volunteer coordination for over 23,000 acres of park land, park facilities, trails, athletic fields, and playgrounds.
2	PKR-002	Leisure Venue Management	Base	\$18,123,257	\$44,147,702	Provides financial support and contract management for visitor destinations including the Dallas Zoo, Dallas Arboretum, Texas Discovery Gardens, and other partner agencies that provide educational and leisure programs.
3	PKR-003	Recreation Services	Base	\$16,184,885	\$60,332,587	Service operates 42 recreational centers across City including providing after school, youth sports, fitness centers, summer camp, and senior service programming.
4	PKR-006	Operation & Maintenance of Fair Park	Base	\$9,462,612	\$69,795,199	Provides operations and maintenance for the 277-acre Fair Park campus including marketing/promotion, event sales and scheduling, stadium operations, horticulture, mechanical, and custodial services.
5	PKR-007	Golf, Tennis Centers & EMS and Environmental Compliance	Base	\$5,180,505	\$74,975,704	Provides for the operation and management of six golf courses and five tennis centers as well as the department's environmental management and compliance program.
6	PKR-001	Aquatic Services	Base	\$3,010,987	\$77,986,691	Service provides for the operation and maintenance of 17 community pools, Bahama Beach waterpark and Bachman indoor pool that will serve over 97,000 participants with a variety of aquatic programs.
7	PKR-004	Planning, Design and Construction	Base	\$2,250,381	\$80,237,072	Service manages implementation of the department's capital program as well as other projects funded through private gifts, donations, and partnerships including site planning, land acquisition, design, and construction.
93% Funding Line: \$80,237,072						
8	PKR-005-B	Park Land Maintained	Maintain	\$1,396,782	\$81,633,854	Restores funding to maintain current service levels for litter pickup of 4 times per week and graffiti cleanup response time of 3 days instead of a reduced level of 2 times/week for litter pickup and 14 days for graffiti cleanup.
9	PKR-005-A	Park Land Maintained	Maintain	\$1,000,000	\$82,633,854	Restores funding to maintain the current park mowing cycles of 10 days on average.
10	PKR-002-A	Leisure Venue Management	Maintain	\$200,000	\$82,833,854	Funds the contractually required adjustment to Dallas Zoological Management contract based on change in Consumer Price Index.
11	PKR-003-A	Recreation Services	Maintain	\$1,672,379	\$84,506,233	Restores funding for 10,400 hours of current recreation center operations for 26 large centers including programming during afterschool, fitness centers, and summer camps; also has \$371,500 of revenue associated with this bid.

Base Bid: Current year service.

Maintain Bid: Current year service level that could not be funded within 93% funding level.

Enhancement Bid: Cost that is not funded in the General Fund during FY 2015-16.

Park and Recreation

Bid Rank	Bid Number	Bid Name	Bid Type	Bid Amount	Running Total	Description/Impact
12	PKR-006-A	Operation & Maintenance of Fair Park	Maintain	\$1,250,000	\$85,756,233	Restores funding for the Mayor's Fair Park Vision and Strategies at Fair Park for park programming, year-round operation of the Esplanade fountains, and advertising for the park.
13	PKR-001-A	Aquatic Services	Maintain	\$250,000	\$86,006,233	Restores funding to maintain 24 days of current aquatic service level for 17 community pools for a 10-week season; includes \$40,074 of associated revenue.
14	PKR-005-C	Park Land Maintained	Enhancement	\$433,990	\$86,440,223	Provides additional funding for the operation and maintenance of new projects that will enter service in FY17 including Coombs Creek Trail, Buckner Park, Katy Trail Spur Extension, and Runyon Creek Greenbelt Trail.
15	PKR-003-B	Recreation Services	Enhancement	\$172,714	\$86,612,937	Provides additional funding for the Senior Program division including additional funds for programming, supplies, and transportation expenses.
16	PKR-005-D	Park Land Maintained	Enhancement	\$1,163,965	\$87,776,902	Adds funding for 16 Park Ranger positions to address public safety concerns, greet park patrons, offer assistance, and monitor 382 parks.
17	PKR-003-C	Recreation Services	Enhancement	\$375,000	\$88,151,902	Adds funding for creation of a strategic communication and marketing program for Park Department designed to develop marketing plan, define key messages and position/shape internal and external communications to increase awareness.
18	PKR-005E	Park Land Maintained	Enhancement	\$276,500	\$88,428,402	Adds additional resources to establish a dedicated horticulture unit that will enable expansion of water-wise horticulture beds as well as enhancement park plantings to return color to Dallas parks.
19	PKR-001B	Aquatic Services	Enhancement	\$188,277	\$88,616,679	Adds funding for a pilot program at one DISD indoor pool to provide aquatic programming to the public for 38 weeks during the school year including swim lessons, water exercise classes, and open lap swimming.
20	PKR-005F	Park Land Maintained	Enhancement	\$0	\$88,616,679	Adds funding for storm channel and creek cleaning at various properties to enable better water flow through tributaries and watersheds by removing low bushes and hanging branches. Would be reimbursed by Storm Water funds.

Base Bid: Current year service.

Maintain Bid: Current year service level that could not be funded within 93% funding level.

Enhancement Bid: Cost that is not funded in the General Fund during FY 2015-16.

Park and Recreation

Bid Rank	Bid Number	Bid Name	Bid Type	Bid Amount	Running Total	Description/Impact
Alternative Reduction Options						
	PKR-003	Recreation Services	Alternative Reduction	\$490,217		Reduces one part-time position at each of the 35 large recreation centers. Reduction in staffing will affect programming including classes taught, special events, and regular services such as afterschool but will not reduce hours.
	PKR-003	Recreation Services	Alternative Reduction	\$119,560		Transition operation of Southern Skates roller rink to third-party operation instead of City staff. Would reduce 9 positions and amount is net of anticipated stipend needed for third-party management.
	PKR-005	Park Land Maintained	Alternative Reduction	\$100,000		Eliminates four on-site staff at Kiest Softball Complex. Facility would continue to operate similar to other resolvable athletic fields.

Base Bid: Current year service.

Maintain Bid: Current year service level that could not be funded within 93% funding level.

Enhancement Bid: Cost that is not funded in the General Fund during FY 2015-16.

Planning and Urban Design

Bid Rank	Bid Number	Bid Name	Bid Type	Bid Amount	Running Total	Description/Impact
1	PNV-001	Mobility Planning	Base	\$1,618,907	\$1,618,907	This service provides technical analysis for transportation projects related to pedestrian, bicycle and transit facilities, thoroughfares and freeways/tollways. This includes identification & definition of transportation-related infrastructure needed to support economic development and enhance quality of life that can be funded through bond programs and interagency partnerships. Extensive collaboration with other City departments and outside agencies is a significant part of this service.
2	PNV-002	Planning and Design Studio	Base	\$1,100,942	\$2,719,849	This service develops plans & policies to achieve neighborhood livability, economic vibrancy & resiliency & employs a multi-disciplinary, collaborative process to integrate projects and activities across departments & external partners. Through the practice of planning and urban design, the Studio works to leverage public investments with private initiatives to build a connected city, enhance the quality of life in neighborhoods for all citizens and increase the tax base.
3	PNV-003	Neighborhood Vitality	Base	\$1,208,528	\$3,928,377	This service implements the Neighborhood Plus Plan by implementing target area plans, developing new pilot programs, building neighborhood capacity to support more effective neighborhood revitalization and ultimately promote a more resilient city and developing and supporting the Mayor's GrowSouth Collective Impact Model.
93% Funding Line: \$3,928,377						
4	PNV-002-A	Planning and Design Studio	Maintain	\$348,465	\$4,276,842	This bid restores funding for 2 positions in the Planning and Design Studio. Funds \$34,100 in funding for professional services and hours that were reduced for four intern/temporary positions. Also funds 325 hours to the buildingCommunity consultant contract (\$27,625).

Base Bid: Current year service.

Maintain Bid: Current year service level that could not be funded within 93% funding level.

Enhancement Bid: Cost that is not funded in the General Fund during FY 2015-16.

Planning and Urban Design

Bid Rank	Bid Number	Bid Name	Bid Type	Bid Amount	Running Total	Description/Impact
Alternative Reduction Options						
	PNV-003	Neighborhood Vitality	Alternative Reduction	\$1,209,023		This reduction option eliminates the Neighborhood Plus initiative. Impacts would include: inter-departmental target area teams would be dissolved; Proactive community engagement to build and maintain consensus on priorities in these target areas will no longer be supported; action plan implementation that breaks down silos for these target areas will be compromised; work initiated to update and maintain a community organization registration program and database will be stalled; efforts to create an ongoing capacity building program for fledgling neighborhood organizations will be halted; staff support to the Mayors GrowSouth grant program will be compromised.

Base Bid: Current year service.

Maintain Bid: Current year service level that could not be funded within 93% funding level.

Enhancement Bid: Cost that is not funded in the General Fund during FY 2015-16.

Police

Bid Rank	Bid Number	Bid Name	Bid Type	Bid Amount	Running Total	Description/Impact
1	DPD-006	Police Field Patrol	Base	\$249,776,457	\$249,776,457	Police Field Patrol is the primary responder for police service calls for the 1.2 m+ citizens of Dallas. The Patrol watches are the primary responders for citizen calls for service. The Neighborhood Police Patrol is a proactive and community-oriented policing group that serves as the primary liaison between neighborhoods and the police department.
2	DPD-005	Police Criminal Investigations	Base	\$61,136,753	\$310,913,210	Police Criminal Investigations provides investigation for all crimes related to: homicide; assault; sexual assault; robbery; kidnapping; property and financial theft; domestic violence; offenses involving juveniles; and gang activity.
3	DPD-010	Police Operational Support	Base	\$20,934,906	\$331,848,116	Police Operational Support manages the operation of the 911 emergency call center and computer aided dispatch, vehicle impoundment, confirmation of adult arrests through detention services, investigation and storage of property used for evidence and returning recovered property to the lawful owner.
4	DPD-011	Police Recruiting and Personnel Service	Base	\$7,634,597	\$339,482,713	Police Recruiting and Personnel Services are responsible for recruiting and completing background investigations for all police and civilian applicants for employment with the police department.
5	DPD-009	Police Investigations of Narcotics Related Crimes	Base	\$13,824,631	\$353,307,344	The Narcotics Division is comprised of multiple undercover street squads, undercover task force squads/units, one uniformed enforcement street squad, one asset forfeiture unit, one drug lab unit, one intelligence unit, and multiple operation support units.
6	DPD-002	Police Academy and In-service Training	Base	\$8,129,316	\$361,436,660	Police Academy and In-Service Training provides a complete 36.5 weeks basic training for new recruits and year round in-service training for tenured officers. The Firearms Training Center conducts weapons training and annual weapon certifications for all sworn members of the department. The unit also conducts the Citizen's Police Academy.
7	DPD-012	Police Special Operations	Base	\$25,895,309	\$387,331,969	Police Special Operations provides support for patrol activities by responding to emergency calls using special weapons and tactics, assisting patrol calls from an aerial perspective, enforcing vehicle and traffic laws, providing security at Love Field Airport and a visible presence at events.
8	DPD-007	Police Intelligence	Base	\$7,534,927	\$394,866,896	Police Intelligence is responsible for providing the Police Department, City Hall, outside agencies and the citizens of Dallas with accurate and timely information to keep them informed on matters of general crime activity, organized crime, business fraud, terrorism and public disturbances.

Base Bid: Current year service.

Maintain Bid: Current year service level that could not be funded within 93% funding level.

Enhancement Bid: Cost that is not funded in the General Fund during FY 2015-16.

Police

Bid Rank	Bid Number	Bid Name	Bid Type	Bid Amount	Running Total	Description/Impact
9	DPD-003	Police Administrative Support	Base	\$28,447,730	\$423,314,626	Police Administrative Support provides clothing & equipment for over 4,000 employees; management of Police Headquarters including power, janitorial, security & parking garage costs; management & tracking of general fund budget, grant budgets, red light camera contract costs and payments to the State of Texas; filing of criminal cases and distribution of court notices & subpoenas; and includes all departmental programming costs for computer aided dispatch, networks, & information systems.
10	DPD-001	Juvenile Case Managers/First Offender Program	Base	\$0	\$423,314,626	The Juvenile Case Managers Program (JCM) combats the high rate of truancy that exists in the City of Dallas and significantly contributes to the number of incidences of juvenile crime, juvenile violence, and juvenile gang activity occurring during school hours. The First Offender Program (FOP) reduces the recidivism rate among juveniles by providing counseling and educational programs to juvenile offenders before their first conviction. This service is fully reimbursed by the Juvenile Case Manager Fund.
11	DPD-008	Police Investigation of Vice Related Crimes	Base	\$3,799,042	\$427,113,668	The Vice Unit is responsible for all vice related complaints and investigations for the City of Dallas.
93% Funding Line: \$427,113,668						
12	DPD-008-X	Police Investigation of Vice Related Crimes	Maintain	\$202,414	\$427,316,082	Restores current year funding for Vice.
13	DPD-004	Police Community Outreach	Maintain	\$1,729,173	\$429,045,255	Restores funding for Police Community Outreach which serves as a liaison between the police department, its employees and the community by establishing and maintaining a positive relationship. Community Outreach provides safety and educational programs such as 10-70-20, Chief on the Beat, and Coffee with Cops. The unit also consists of Crisis Intervention, which provides advocacy services to citizens experiencing neglect or mental illness.
14	DPD-002-A	Police Academy and In-service Training	Maintain	\$5,110,445	\$434,155,700	Restores full year funding for 105 officers hired in FY 2015-16.
15	DPD-002-B	Police Academy and In-service Training	Maintain	\$9,442,966	\$443,598,666	Restores funding to hire officers for attrition in FY 2016-17.
16	DPD-002-C	Police Academy and In-service Training	Enhancement	\$2,273,601	\$445,872,267	Adds funding to hire 50 officers above attrition.
17	DPD-006-C	Police Field Patrol	Enhancement	\$369,444	\$446,241,711	Adds funding for 14 additional unmarked cars - 12 sedans and 2 SUVs.
18	DPD-006-A	Police Field Patrol	Maintain	\$2,242,844	\$448,484,555	Restores funding for 68 replacement marked squad cars.

Base Bid: Current year service.

Maintain Bid: Current year service level that could not be funded within 93% funding level.

Enhancement Bid: Cost that is not funded in the General Fund during FY 2015-16.

Police

Bid Rank	Bid Number	Bid Name	Bid Type	Bid Amount	Running Total	Description/Impact
19	DPD-010-C	Police Operational Support	Maintain	\$2,318,528	\$450,803,083	Restores funding for 64 civilian positions in 911. Officers in non-patrol functions will be put on special assignment to cover call answering needs and the ability for the department to be proactive in its policing efforts is greatly hindered. This bid includes an additional \$1M in sworn OT needed to assist in covering this service gap.
20	DPD-010-B	Police Operational Support	Maintain	\$501,034	\$451,304,117	Restores funding for civilian 911 overtime and allows personnel to focus more holistically on backgrounds for all positions needed in DPD.
21	DPD-010-A	Police Operational Support	Maintain	\$1,619,056	\$452,923,173	Restores funding for current auto pound expenses and recommends privatizing this function for the Police Department. Cost for privatization is unknown, but will be explored in a RFCSP process. Approx. 4 sworn officers could be redeployed to field services.
22	DPD-003-A	Police Administrative Support	Maintain	\$0	\$452,923,173	This bid increases the extended neighborhood patrol fees. Currently the program does not recover all of its costs. Current revenue is \$647,120. This bid includes \$400,000 in additional revenue.
23	DPD-012-A	Police Special Operations	Maintain	\$0	\$452,923,173	This bid recommends leveraging the \$1.50 vehicle registration fee with Dallas County to increase the money the City received in revenue. Currently this registration fee is only collected from Collin and Denton Counties. The City receives a portion to cover costs associated with the child safety fund. This bid includes \$1,531,587 in revenue.

Alternative Reduction Options					
DPD-003	Police Administrative Support	Alternative Reduction	\$120,000		Reduce Quartermaster hours of operation from 60 hours/week to 40 hours/week (RIF 3 storekeepers or hold current vacancies).
DPD-003	Police Administrative Support	Alternative Reduction	\$160,000		Reduce hours accident reports are available from 40 hours/week to 24 hours/ week (RIF 4 Office Assistants or hold current vacancies).
DPD-010	Police Operational Support	Alternative Reduction	\$160,000		Reduce Auto Pound hours for vehicle retrieval from 40 hours/week 32 hours/week) (RIF 4 Customer Service Reps or hold current vacancies).
DPD-010	Police Operational Support	Alternative Reduction	\$120,000		Reduce Property Room hours for storing evidence by 8 hours (RIF 3 Crime Technicians or hold current vacancies).
DPD-004	Police Community Outreach	Alternative Reduction	\$607,106		Eliminate Crisis Intervention (Manager II, Manager I, 6 caseworkers, senior caseworker)
DPD-011	Police Recruiting and Personnel Service	Alternative Reduction	\$160,000		Reduce 4 office assistants positions in Personnel (RIF or hold current vacancies).

Base Bid: Current year service.

Maintain Bid: Current year service level that could not be funded within 93% funding level.

Enhancement Bid: Cost that is not funded in the General Fund during FY 2015-16.

Police

Bid Rank	Bid Number	Bid Name	Bid Type	Bid Amount	Running Total	Description/Impact
		Various bids	Alternative Reduction	\$1,250,000		Freeze civilian hiring of 25 vacant positions in various bureaus.
	DPD-002	Police Academy and In-service Training	Alternative Reduction	\$4,458,262		Stop hiring in FY 2015-16; hire 83 officers instead of 174

Base Bid: Current year service.

Maintain Bid: Current year service level that could not be funded within 93% funding level.

Enhancement Bid: Cost that is not funded in the General Fund during FY 2015-16.

Public Works

Bid Rank	Bid Number	Bid Name	Bid Type	Bid Amount	Running Total	Description/Impact
1	PBW-002	Capital and Implementation Program	Base	\$1,489,966	\$1,489,966	Provides implementation of the City's capital improvement program including planning, design, construction, and inspection of projects funded by the bond programs and petition/assessment programs.
2	PBW-011	Street Resurfacing	Base	\$130,857	\$1,620,823	Separated into a stand-alone service for FY17; this service administers street resurfacing contracts for approximately 50 lane miles of work.
3	PBW-006	Interagency and Transportation Administration	Base	\$819,595	\$2,440,418	Service involves the planning, design, construction, and development of funding partnerships with other public agencies to complete capital improvement infrastructure projects including DART, NCTCOG, and TxDOT.
4	PBW-003	Placemaking - Public Buildings	Base	\$978,913	\$3,419,331	Provides project management services for capital facility projects which include design and construction of City facilities included in the bond program as well as facility projects for Aviation and Convention Center.
5	PBW-005	Street Cut and Right-of-Way Management (Cut Control)	Base	\$256,352	\$3,675,683	Service monitors and enforces activities within the public right-of-way by permitting and inspecting construction, repair and modifications for water, sewer, storm drainage, paving, electric, gas, and telecom facilities.
6	PBW-010	Land Surveying Services	Base	\$163,431	\$3,839,114	Provides land surveying services, project management and review of consultant proposals and submittals for land surveying for all City departments to comply with State laws and Local ordinances.
7	PBW-011-A	Street Resurfacing	Enhancement	\$0	\$3,839,114	Adds 6 positions to manage the anticipated increased demand for projects arising from the planned 2017 Bond Program. This enhancement will be fully reimbursed by capital funds.
8	PBW-002-A	Capital and Implementation Program	Enhancement	\$0	\$3,839,114	Adds 4 positions to assist with the implementation of the 2017 Bond Program. This enhancement will be fully reimbursed by capital funds.
9	PBW-010-A	Land Surveying Services	Enhancement	\$0	\$3,839,114	Adds one surveyor position to assure survey control drawings for the 2017 Bond Program are reviewed in a timely manner. This enhancement will be fully reimbursed by capital funds.
10	PBW-006-A	Interagency and Transportation Administration	Enhancement	\$0	\$3,839,114	Adds one position to manage, develop, implement, and support activities for the multi-faceted 2017 Bond Program. This enhancement will be fully reimbursed by capital funds.
11	PBW-002-B	Capital and Implementation Program	Enhancement	\$0	\$3,839,114	Adds one position to implement sidewalk projects and administer/manage the planning, design, and construction of the sidewalk projects. This enhancement will be fully reimbursed by capital funds.

Base Bid: Current year service.

Maintain Bid: Current year service level that could not be funded within 93% funding level.

Enhancement Bid: Cost that is not funded in the General Fund during FY 2015-16.

Public Works

Bid Rank	Bid Number	Bid Name	Bid Type	Bid Amount	Running Total	Description/Impact
12	PBW-004	Pavement Management	Base	\$291,014	\$4,130,128	Collects data and assesses the condition of streets and alleys throughout Dallas in support of both street maintenance programs and capital improvement programs.
13	PBW-007	Air Quality Compliance	Base	\$258,639	\$4,388,767	Provides regulatory inspections of industry and businesses with the potential to emit air pollutants, including citizen complaints. Program is partly funded by a grant from Tx Commission on Environmental Quality (TCEQ).
14	PBW-008	Ambient Air Monitoring	Base	\$90,575	\$4,479,342	Provides four air monitoring networks across Dallas that measure air contaminants designated by the US Environmental Protection Agency, TCEQ and Dept of Homeland Security. Partially supported by grant funds.
15	PBW-009	Underground Storage Tank Replacement	Base	\$117,343	\$4,596,685	Provides management of Underground Storage Tank (UST) Replacement program at City-owned facilities. Department manages the design, construction, and replacement of tanks at existing City facilities in a safe and effective way.
16	PBW-009-A	Underground Storage Tank Replacement	Base	\$266,000	\$4,862,685	Funds current service level for UST program which replaces 3 USTs at City facilities and planning for future projects.
17	PBW-001	Adjudication Office	Base	\$210,325	\$5,073,010	Provides an effective and efficient administrative (non-criminal) appeal process for citizens to contest parking, red light and school bus stop-arm citations.
93% Funding Line: \$5,073,010						
18	PBW-001-X	Adjudication Office	Maintain	\$266,673	\$5,339,683	Restores funding for an effective and efficient administrative (non-criminal) appeal process for citizens to contest parking, red light and school bus stop-arm citations.
19	PBW-001-A	Adjudication Office	Maintain	\$45,219	\$5,384,902	Restores funding for one position that supports the daily process of the adjudication office in hearing appeals for parking, red light, and school bus stop-arm citations.

Base Bid: Current year service.

Maintain Bid: Current year service level that could not be funded within 93% funding level.

Enhancement Bid: Cost that is not funded in the General Fund during FY 2015-16.

Public Works

Bid Rank	Bid Number	Bid Name	Bid Type	Bid Amount	Running Total	Description/Impact
Alternative Reduction Options						
	PBW-002	Capital and Implementation Program	Alternative Reduction	347,780		Eliminates funding for Safe Routes to Schools program and sidewalk construction around DART stations added in the FY 2015-16 budget.

Base Bid: Current year service.

Maintain Bid: Current year service level that could not be funded within 93% funding level.

Enhancement Bid: Cost that is not funded in the General Fund during FY 2015-16.

Street Lighting

Bid Rank	Bid Number	Bid Name	Bid Type	Bid Amount	Running Total	Description/Impact
1	STS-003	Street Lighting	Base	\$17,525,534	\$17,525,534	Provides funding for electricity and maintenance of approximately 88,000 street lights on City streets and freeways.
2	STS-003-A	Street Lighting	Enhancement	\$2,689,950	\$20,215,484	Adds funding for 2 positions and supplies to begin retrofitting of street light fixtures to LEDs. There are an estimated 1,400 locations that would be updated with LED fixtures and this additional staff/equipment could complete 400 annually.

Base Bid: Current year service.

Maintain Bid: Current year service level that could not be funded within 93% funding level.

Enhancement Bid: Cost that is not funded in the General Fund during FY 2015-16.

Street Services

Bid Rank	Bid Number	Bid Name	Bid Type	Bid Amount	Running Total	Description/Impact
1	STS-005	Street Repair Division (Asphalt)	Base	\$13,225,874	\$13,225,874	Service funds major asphalt repairs to streets and alleys. Program includes 30 lane miles of street rehabilitation, 56 lane miles of street restoration, and 60 lane miles of full-depth asphalt repair.
2	STS-006	Street Repair Division (Concrete)	Base	\$20,473,234	\$33,699,108	Service funds repairs to concrete streets and alleys for both annual work and service requests. 133 lane miles of partial reconstruction are included in this service as well as unplanned work arising from service requests.
3	STS-001	Traffic Operations Maintenance	Base	\$7,200,600	\$40,899,708	Provides routine maintenance and new installation of traffic and pedestrian signals, school flashers, regulatory and way-finding signs, as well as, lane line and crosswalk striping.
4	STS-002	Traffic Safety Engineering and Congestion Management	Base	\$3,659,933	\$44,559,641	Oversees design, construction and operation of traffic control devices citywide and ensures the safety and mobility through design and installation of traffic signals, signs and pavement markings as well as field studies.
5	STS-004	Service Maintenance Areas (SMA's)	Base	\$11,301,939	\$55,861,580	Funds four Service Maintenance Areas (SMA's) that provide daily maintenance and repair activities associated with streets, alleys, and rights-of-way as well as street sweeping.
6	STS-009	Rights-of-Way Maintenance Contracts and Inspections Group	Base	\$10,602,908	\$66,464,488	Administers contracted services including major thoroughfare sweeping, median/ROW mowing, TxDOT ROW mowing, slurry and micro surfacing, and oversees the MOWmentum Program.
93% Funding Line: \$66,464,488						
7	STS-006	Street Repair Division (Concrete)	Maintain	\$4,984,038	\$71,448,526	Restores 31 lane miles of partial reconstruction of both concrete and asphalt streets consistent with current service levels.
8	STS-002-E	Traffic Safety Engineering and Congestion Management	Enhancement	\$3,281,441	\$74,729,967	Adds matching funds to leverage Federal grants for design and construction of 25 traffic signals
9	STS-002-F	Traffic Safety Engineering and Congestion Management	Enhancement	\$11,854,881	\$86,584,848	Adds funds for the design and construction of 45 new traffic signals and 25 new school flashers determined by warrant studies to be necessary. Previous warranted signals were funded by 2006 bond funds which have now been exhausted.
10	STS-001-B	Traffic Operations Maintenance	Enhancement	\$3,000,000	\$89,584,848	Adds funding for upgrading the clocks and communication equipment for the City's 1,300+ school flashers. The system currently uses a "pager" type system which is obsolete and would be replaced with a web-based system.
11	STS-002-B	Traffic Safety Engineering and Congestion Management	Enhancement	\$4,801,381	\$94,386,229	Adds funds for year one of a four year plan to replace the City's existing traffic signal inventory. Year one upgrades 18 signals and ramps up to 60 signals per year over the four year period. Adds 2 Sr. Engineers to oversee the program.

Base Bid: Current year service.

Maintain Bid: Current year service level that could not be funded within 93% funding level.

Enhancement Bid: Cost that is not funded in the General Fund during FY 2015-16.

Street Services

Bid Rank	Bid Number	Bid Name	Bid Type	Bid Amount	Running Total	Description/Impact
12	STS-002-I	Traffic Safety Engineering and Congestion Management	Enhancement	\$2,500,000	\$96,886,229	Adds funding to replace dynamic message signs around Fair Park. The current signs are past their useful life and the manufacturer no longer carries spare parts or provides repairs.
13	STS-001-E	Traffic Operations Maintenance - Crosswalks	Enhancement	\$483,033	\$97,369,262	Enhances service level for striping crosswalks from 518 to 900 per year by adding an in-house crew. Currently striping is done by a contractor and this addition enables 10% of the City's 9,000 crosswalks to be striped annually.
14	STS-001-A	Traffic Operations Maintenance	Enhancement	\$1,461,600	\$98,830,862	Adds funds to expand current contractual crosswalk striping from 518 per year to 1,562 which is the estimated crosswalk backlog. This enhancement would be implemented in tandem with STS-001-E to address backlog and establish striping rotation.
15	STS-001-C	Traffic Operations Maintenance - Lane Striping	Enhancement	\$1,553,741	\$100,384,603	Adds additional funds for street lane striping to increase annual lane miles from 419 to 945 in order to address backlog of streets that have lost striping visibility and retro-reflectivity.
16	STS-002-D	Traffic Safety Engineering and Congestion Management	Enhancement	\$1,000,000	\$101,384,603	Adds funding for replacement of broken vehicle detectors at 40 intersections identified through service requests to enhance safety and mobility. Broken detectors make signals inefficient resulting in increased drive time and emissions.
17	STS-001-F	Traffic Operations Maintenance - Equipment	Enhancement	\$395,000	\$101,779,603	Adds funding for replacement of three bucket trucks that are beyond their useful life and consistently out of service with maintenance issues.
18	STS-002-A	Traffic Safety Engineering and Congestion Management - Engineering Analysis	Enhancement	\$1,996,412	\$103,776,015	Adds funding for nine additional positions and traffic consulting services to meet growing demand for traffic studies such as warranted signals, left-turn warrant analysis, and traffic counts.
19	STS-001-D	Traffic Operations Maintenance - Signs	Enhancement	\$1,698,762	\$105,474,777	Adds funding for initial program to replace and maintain traffic signs. Currently the City only replaces traffic signs in response to service calls. This program is designed to be expanded in future years to establish a 10-yr replacement cycle for signs.
20	STS-002-C	Traffic Safety Engineering and Congestion Management - Signal Timing	Enhancement	\$1,472,025	\$106,946,802	Adds funding for 8 positions to establish a program for optimizing traffic signal timing. Effective signal timing enables shorter drive-times and reduces idling and emissions resulting from excessive stops at red lights.
21	STS-004-A	Service Maintenance Areas - Crack Seal Program	Enhancement	\$2,037,944	\$108,984,746	Enhances the Crack Seal program to increase the preventive maintenance of streets by adding four crews, one per District, which concentrate on crack sealing pavement to prevent water penetration into the streets' sub-bases.
22	STS-004-B	Service Maintenance Areas - Additional Pot Hole Repair Trucks	Enhancement	\$1,513,615	\$110,498,361	Adds funding for ten positions and five additional heated asphalt patching trucks to operate during increased service request levels for pothole patching as well as while other patch trucks are down for maintenance.

Base Bid: Current year service.

Maintain Bid: Current year service level that could not be funded within 93% funding level.

Enhancement Bid: Cost that is not funded in the General Fund during FY 2015-16.

Street Services

Bid Rank	Bid Number	Bid Name	Bid Type	Bid Amount	Running Total	Description/Impact
----------	------------	----------	----------	------------	---------------	--------------------

Alternative Reduction Options						
STS-009		Rights-of-Way Maintenance Contracts and Inspections Group	Alternative Reductions	\$4,552,038		Would reduce 335 lane miles of slurry seal and micro surfacing preventative maintenance programs. Elimination of these treatments could lead to early water infiltration into street cracks causing premature degradation
STS-006		Street Repair Division (Concrete)	Alternative Reductions	\$432,000		Would reduce 31 lane miles of partial reconstruction. Reduction would affect both concrete and asphalt streets

Base Bid: Current year service.

Maintain Bid: Current year service level that could not be funded within 93% funding level.

Enhancement Bid: Cost that is not funded in the General Fund during FY 2015-16.

Sustainable Development and Construction

Bid Rank	Bid Number	Bid Name	Bid Type	Bid Amount	Running Total	Description/Impact
1	DEV-011	Authorized Hearings	Base	\$391,144	\$391,144	Provides support for rezoning hearings and code amendments initiated by the City Council and the City Plan Commission for which there is no paid or private application.
2	DEV-010	Historic Preservation	Base	\$660,948	\$1,052,092	Maintains and preserves Dallas' historic heritage and distinctive character by supporting preservation and conservation efforts of neighborhoods and establishing and managing historic conservation districts.
3	DEV-012	Real Estate and Relocation	Base	\$240,768	\$1,292,860	This service acquires easements and property for public use, provides relocation benefits to persons displaced by acquisitions, and assists property owners in obtaining abandonments as well as sells surplus properties.
93% Funding Line: \$1,292,860						
4	DEV-010-D	Historic Preservation	Maintain	\$81,501	\$1,374,361	Restores funding for 1 Sr. Planner position that currently supports implementation of Council-approved recommendations from Preservation Solutions Committee.
5	DEV-010-C	Historic Preservation	Enhancement	\$98,375	\$1,472,736	Adds funding for 1 Chief Planner position that will oversee the activities performed for conservation district work reviews or inspections. This position would ensure consistent interpretation of conservation ordinances.
6	DEV-012-B	Real Estate and Relocation	Maintain	\$74,665	\$1,547,401	Restores funding for a Sr. Real Estate Specialist position which currently works to facilitate the licensing process for the use of the public right-of-way including sidewalk cafes, awnings, landscaping, signage, etc.

Alternative Reduction Options

DEV-011	Authorized Hearings	Alternative Reduction	\$81,558		Reduces one filled Sr. Planner position in Code/Authorized Hearings division which could cause up to a 25% delay in the process.
---------	---------------------	-----------------------	----------	--	--

Base Bid: Current year service.

Maintain Bid: Current year service level that could not be funded within 93% funding level.

Enhancement Bid: Cost that is not funded in the General Fund during FY 2015-16.

Trinity Watershed Management

Bid Rank	Bid Number	Bid Name	Bid Type	Bid Amount	Running Total	Description/Impact
1	TWM-001	Trinity River Corridor Operations	Base	\$1,438,832	\$1,438,832	Provides for coordination, operation, and maintenance of various amenities of the Trinity River Project including Continental Bridge, West Dallas Gateway, Trinity Overlook, and Skyline Trail.
93% Funding Line: \$1,438,832						

Base Bid: Current year service.

Maintain Bid: Current year service level that could not be funded within 93% funding level.

Enhancement Bid: Cost that is not funded in the General Fund during FY 2015-16.