

Memorandum



CITY OF DALLAS

DATE November 9, 2023

TO Honorable Mayor and Members of the City Council

SUBJECT **Scheduled Network DMZ Outage- 11/14/2023**

On Tuesday, November 14, 2023, the Information & Technology Services (ITS) department will perform a planned upgrade to a portion of the City's network. The Enterprise Network team will upgrade network hardware switches for the DMZ (Demilitarized Zone) to upgrade outdated and end of life hardware that impacts City security services. In addition, the team will update configurations related to device failover to mitigate the risk of unplanned outages related to legacy infrastructure. Due to the nature of the upgrade process, it is not possible to perform a non-disruptive upgrade to the devices, necessitating a short outage. During the upgrade, the City's GIS, Building Services, internet, City network external traffic, and websites including DallasCityHall.com and DallasPolice.net, will be unavailable from approximately 10:00 p.m. to 1:00 a.m. to complete the work.

Alerts will be placed on the OurDallas mobile app, the City's website and social media platforms notifying 311 users of the scheduled outage. This maintenance has been coordinated with impacted departments.

NOTE: During this outage, the 911 Public Safety Answering Point (PSAP) will not be impacted. Emergency calls into 911 will still be answered and services dispatched, however, the Computer-Aided Dispatch (CAD) system will be unavailable and 911 call agents will utilize back-up procedures to dispatch emergency calls during the period of outage.

Internal communication has been sent out a week before, and will be sent the day before and the day of to all departments.

If you have any questions or need additional information, please contact me or Bill Zielinski, Chief Information Officer.

A handwritten signature in blue ink that reads "Jack Ireland".

Jack Ireland
Chief Financial Officer

c: TC Broadnax, City Manager
Tammy Palomino, City Attorney
Mark Swann, City Auditor
Biliera Johnson, City Secretary
Preston Robinson, Administrative Judge
Kimberly Bizzor Tolbert, Deputy City Manager
Jon Fortune, Deputy City Manager

Majed A. Al-Ghafry, Assistant City Manager
M. Elizabeth (Liz) Cedillo-Pereira, Assistant City Manager
Dr. Robert Perez, Assistant City Manager
Carl Simpson, Assistant City Manager
Genesis D. Gavino, Chief of Staff to the City Manager
Directors and Assistant Directors

Memorandum



CITY OF DALLAS

DATE November 9, 2023

TO Honorable Mayor and Members of the City Council

SUBJECT **Neighborhood Public Meetings Schedule HUD Five-Year Consolidated Plan for FY 2024-25 through FY 2028-29 and FY 2024-25 Consolidated Plan Budget**

During the month of January 2024, Budget & Management Services (BMS) and the Community Development Commission (CDC) will host four (4) virtual, one (1) hybrid, and one (1) in-person Neighborhood Public Meetings. These meetings will encourage participants to provide their input in development of the Five-Year Consolidated Plan for FY 2024-25 through FY 2028-29 and potential uses of the FY 2024-25 U.S Department of Housing and Urban Development (HUD) Consolidated Plan grant funds to address community needs. The Consolidated Plan grants include: Community Development Block Grant (CDBG), HOME Investment Partnership Program (HOME), Emergency Solutions Grant (ESG), and Housing Opportunities for Persons with AIDS (HOPWA).

The City of Dallas' Citizen Participation Plan (CPP) for HUD grants requires a minimum of six (6) public meetings held during the development phase of the Consolidated Plan and Budget. Considering the growing engagement of residents in virtual meetings and Telephone Town Hall Meetings as alternatives to exclusively in-person gatherings, the CDC suggests adopting a blended approach to our upcoming meeting initiatives. This approach aims to enhance accessibility options for our target audience.

The CDC has proposed meeting dates and times, as provided on the attached flyer. The public meeting information is available on the attached flyer and has been translated in Spanish. In our commitment to advancing equity and to further accessibility, we are actively working on translating the flyer into several additional languages, including Vietnamese, Korean, Chinese, and Amharic. The CDC's communication plan for outreach recommends the placement of advertisements in the following newspapers: Dallas Morning News (required per HUD rules) and other multi-cultural publications. City Staff will coordinate with City departments to ensure public notices are available through Park & Recreation facilities, libraries, the City's webpage, social media, and the Dallas City News Network channel. BMS staff will also work with Communication Outreach and Marketing (COM) to ensure a wide distribution of the flyer to homeowners and neighborhood associations, partnering non-profits, religious organizations, and free PSA opportunities.

DATE November 9, 2023
SUBJECT **Neighborhood Public Meetings Schedule HUD Five-Year Consolidated Plan for FY 2024-25 through FY 2028-29 and FY 2024-25 HUD Consolidated Plan Budget**
PAGE **2 of 2**

To allow sufficient time to ensure all efforts are in place prior to the first public meeting scheduled for January 4, 2024, City Council members are welcome to offer additional recommendations to enhance outreach by November 22. Please communicate outreach recommendations to Chan Williams, Assistant Director of Budget & Management Services.

Please let me know if you need additional information.



Jack Ireland
Chief Financial Officer

[Attachments]

c: TC Broadnax, City Manager
Tammy Palomino, City Attorney
Mark Swann, City Auditor
Biliera Johnson, City Secretary
Preston Robinson, Administrative Judge
Kimberly Bizer Tolbert, Deputy City Manager
Jon Fortune, Deputy City Manager

Majed A. Al-Ghafry, Assistant City Manager
M. Elizabeth (Liz) Cedillo-Pereira, Assistant City Manager
Dr. Robert Perez, Assistant City Manager
Carl Simpson, Assistant City Manager
Genesis D. Gavino, Chief of Staff to the City Manager
Directors and Assistant Directors



CITY OF DALLAS



NEIGHBORHOOD PUBLIC MEETINGS

FOR THE U.S. DEPARTMENT OF HOUSING & URBAN DEVELOPMENT GRANT FUNDS

JOIN US TO LEARN MORE ABOUT DEVELOPMENT OF THE HUD FIVE-YEAR CONSOLIDATED PLAN FOR FY 2024-25 THROUGH FY 2028-29 AND FY 2024-25 CONSOLIDATED PLAN BUDGET



Your opinion is important to us. Please join us at one of our upcoming face-to-face or virtual meetings and give feedback at the meeting and/or through the survey. Please share your thoughts on which programs should receive federal funding by completing the survey via the QR code above or the provided web link below.

PUBLIC MEETINGS:

HYBRID

Thursday, January 4 | 7:00 PM
Dallas City Hall
1500 Marilla Street, Room 6ES
<https://bit.ly/neighborhoodpm>

IN-PERSON

Monday, January 8 | 10:00 AM
Tommie M. Allen Recreation Center
7071 Bonnie View Road

VIRTUAL

Tuesday, January 9 | 5:00 PM
<https://bit.ly/neighborhoodpm>

Thursday, January 11 | 12:00 PM
HOPWA Meeting
<https://bit.ly/neighborhoodpm>

Thursday, January 11 | 6:00 PM
<https://bit.ly/neighborhoodpm>

Or Dial: 1 (469) 210-7159

TELEPHONE TOWN HALL

Thursday, January 18 | 6:00 PM
English: (888) 400-1932
Spanish: (888) 400-9342

CURRENT FUNDING SUPPORTS:



Low Income Neighborhood Improvements



Homebuyers Down Payment Assistance



Youth, Childcare, & Community Court Programming



Homelessness Prevention & Rapid Re-Housing



Housing & Support for Persons with HIV/Aids



Home Repair Assistance

Complete the survey here: <https://bit.ly/neighborhoodpm>





CIUDAD DE DALLAS



REUNIONES COMUNITARIAS PÚBLICAS

SOBRE LOS FONDOS DE SUBVENCIONES DEL DEPARTAMENTO DE VIVIENDA Y DESARROLLO URBANO DE EE. UU.

ACOMPÁÑENOS PARA APRENDER MÁS SOBRE EL DESARROLLO DEL PLAN CONSOLIDADO DE CINCO AÑOS DE HUD PARA EL AÑO FISCAL 2024-25 AL AÑO FISCAL 2028-29 Y EL PRESUPUESTO DEL PLAN CONSOLIDADO DE AÑO FISCAL 2024-25



Su opinión es importante. Acompáñenos en una de nuestras próximas reuniones presenciales o virtuales para dar su opinión allí mismo y/o a través de la encuesta. Comparta sus sugerencias sobre qué programas deberían recibir fondos federales completando la encuesta a través del código QR o en el enlace proporcionado a continuación.

REUNIONES PÚBLICAS:

HÍBRIDA

Jueves, 4 de enero | 7:00 PM
Alcaldía de la Ciudad de Dallas
1500 Marilla Street, Salón 6ES
<https://bit.ly/neighborhoodpm>

PRESENCIAL

Lunes, 8 de enero | 10:00 AM
Tommie M. Allen Recreation Center
7071 Bonnie View Road

VIRTUAL

Martes, 9 de enero | 5:00 PM
<https://bit.ly/neighborhoodpm>

Jueves, 11 de enero | 12:00 PM
Reunión de HOPWA
<https://bit.ly/neighborhoodpm>

Jueves, 11 de enero | 6:00 PM
<https://bit.ly/neighborhoodpm>

O llame al : 1 (469) 210-7159

REUNIÓN TELEFÓNICA

Jueves, 18 de enero | 6:00 PM
Inglés: (888) 400-1932
Español: (888) 400-9342

LOS FONDOS ACTUALES APOYAN:



Mejoras a vecindarios de bajos ingresos



Asistencia con el pago inicial para la compra de vivienda



Programas para jóvenes, cuidado infantil y tribunal comunitario



Prevención de la falta de vivienda y realojamiento rápido



Vivienda y apoyo para personas con VIH/SIDA



Asistencia para reparaciones de vivienda

Complete la encuesta en: <https://bit.ly/neighborhoodpm>



Memorandum



CITY OF DALLAS

DATE November 9, 2023

TO Honorable Mayor and Members of the City Council

SUBJECT **Community Bond Task Force (CBTF) Final 2024 Bond Program Recommendations**

Background

Since May 2023, the Community Bond Task Force (CBTF) and five Subcommittees have been meeting to determine recommended proposition allocations and projects to be included in the planned, 2024 Bond Program. After several months of deliberation and recommended project lists developed by the five 2024 Bond Subcommittees, on November 4, 2023, the CBTF met to finalize recommended projects for the 2024 Bond program.

Given the CBTF’s final recommendation of projects, the purpose of this memorandum is to provide details of the CBTF’s final \$1.1B, 2024 Bond Program recommendations.

CBTF Program Funding Recommendations

The table below provides the CBTF-recommended funding levels, by major program area, totaling \$1.1B:

Propositions	Proposed Allocation
Street and Transportation	\$375,067,784
Park & Recreation	\$349,836,000
Public Safety Facilities	\$88,007,654
Flood Protection and Storm Drainage	\$75,016,800
Economic Development	\$73,407,000
Cultural Arts Facilities	\$59,175,522
Library Facilities	\$28,165,000
City Facilities	\$26,244,824
Housing	\$25,000,000
Total	\$1,099,920,584

The next table shows a breakdown of funds, by Council District, as recommended by the CBTF:

Council District	District and Citywide Allocation	District-Shared Projects	District-Shared Amount
1	\$63,937,129		
2	\$48,251,400		
3	\$29,580,317		
4	\$32,344,452		
5	\$58,099,978		
6	\$61,430,356		
7	\$48,110,608	1,3	\$ 2,033,100
8	\$51,895,659	2,14	\$ 1,310,000
9	\$26,946,406	2,6	\$12,500,000

Council District	District and Citywide Allocation	District-Shared Projects	District-Shared Amount
10	\$37,109,915	2,7	\$30,320,000
11	\$53,882,494	3,8	\$1,310,000
12	\$24,056,358	5,7	\$1,000,000
13	\$48,174,753	5,8	\$655,000
14	\$48,260,313	6,13	\$6,500,000
CW	\$411,212,346	9,10	\$1,000,000
District and Citywide Total	\$1,043,292,484	Shared Total	\$56,628,100
District, Citywide, and Shared Total		\$1,099,920,584	

CBTF Amendments to Subcommittee Recommendations

Included in the funding recommendations, the CBTF reviewed the project selection submitted by the Bond Subcommittees and the following amendments were adopted by the CBTF:

Streets & Transportation

Remove	Estimate	Add	Estimate
Nine (19) street resurfacing projects throughout the CBD.	\$4,522,816	Complete Street Project on Field Street from Woodall Rodgers to Pacific.	\$4,522,816
Four (4) resurfacing Project within CD 1.	\$977,788	Funding for Jefferson Boulevard Masterplan from Hampton to Polk within CD 1	\$977,788
Total	\$5,500,604	Total	\$5,500,604
Change in proposition			\$0

Economic Development and Housing

Remove	Estimate	Add	Estimate
Target Area Investment (Eco Dev) and Equitable Strategy Areas (HOU)	\$24,000,000	Target Area Investment (Eco Dev) and Equitable Strategy Areas (HOU)	\$5,000,000
Affordable Housing Rental Preservation	\$43,000,000	Target Area Investment, including housing – UNT Dallas	\$20,000,000
		Target Area Investment, including housing – Pleasant Grove	\$20,000,000
		Target Area Investment, including housing – International District	\$20,000,000
		Target Area Investment – Forward Dallas	\$1,000,000
		Target Area Investment – Biotech or Semiconductor fields	\$1,000,000
Total	\$67,000,000	Total	\$67,000,000
Change in proposition			\$0

Note: The Homelessness project in the amount of \$1.563M for HVAC upgrades to the bridge was moved to the City Facilities Proposition.

City Facility & Cultural Arts

Remove	Estimate	Add	Estimate
City Facilities:			
City Data Center - 1000 Belleview Street	\$5,337,639.84		
		Cultural Arts:	
		Meyerson - Dallas Symphony Orchestra, Roof and address water infiltration.	\$4,000,000
		AT&T Performing Arts Cener - Annette Strauss Roof.	\$400,000
		Misc. Projects TBD by Office of Arts & Culture.	\$1,237,639.84
Total	\$5,337,639.84	Total	\$5,337,639.84
		Change in City Facility and Cultural Arts Propositions.	\$0

Next Steps

Meeting minutes and project listings are included as an attachment to this memorandum. City staff will work with the CBTF Chair to develop a Draft 2024 Bond Program leading up to a City Council Briefing on December 6, 2023.

Please contact Jenny Nicewander, P.E., Director (I), Office of Bond and Construction Management at jennifer.nicewander@dallas.gov for questions regarding the 2024 Bond Program.



Robert M. Perez, Ph.D.
 Assistant City Manager

- c: T.C. Broadnax, City Manager
- Tammy Palomino, City Attorney
- Mark Swann, City Auditor
- Biliera Johnson, City Secretary
- Preston Robinson, Administrative Judge
- Kimberly Bizer Tolbert, Deputy City Manager
- Jon Fortune, Deputy City Manager

- Majed A. Al-Ghafry, Assistant City Manager
- M. Elizabeth (Liz) Cedillo-Pereira, Assistant City Manager
- Carl Simpson, Assistant City Manager
- Jack Ireland, Chief Financial Officer
- Genesis D. Gavino, Chief of Staff to the City Manager
- Directors and Assistant Directors

Community Bond Task Force

Meeting Date: 11/4/2023	Convened: 8:24 A.M.	Adjourned: 1:36pm
--------------------------------	----------------------------	--------------------------

Committee Members Present:	Committee Members Absent:
Arun Agarwal	
Corky Sherman	
Gunnar Rawlings	
Vana Hammond	
Jasmond Anderson	
Priscilla Rice	
Tim Dickey	
Tiffinni A. Young	
Randall Bryant	
Courtney Spellicy	
Scott Goldstein	
Sam Coats	
Lane Conner	
Charles Cox	
Ann Margolin	

Committee Chairs Present:	Committee Chairs Absent:
Anita Childress - Chair Flood & Erosion Control	
Jennifer Gates - Chair Critical Facilities	
Linda Koop - Chair Streets & Transportation	
Garrett Boone - Chair Parks and Recreation	
Tony Shadid - Chair Housing, Economic Development & Homelessness	

Staff Present	
Robert Perez, CMO	Sarah Standifer, DWU
Jennifer Nicewander, BCM	Abidur Khan, DWU
Atalia Anaya, BCM	Benjamin Espino, OAC
Maranda Speller, BCM	Brian Thompson, BSD
Candi Green, BCM	Cal Estee, CAO
Christina Turner Noteware, PKR	
Crystal Ross, PKR	

Discussion Items:

At 8:24 pm Community Bond Task Force Meeting was called to order.

Points of Agenda:

1. Approval of minutes from CBTF meeting on 10/24/23.
2. Discussion: Allocations by City Council District
3. Discussion: Allocations in relation to Equity

The vote is unanimous to approve the minutes from 10/24/23. Minutes approved apart from the spelling of CM Tiffinni Young’s name, as well Mr. John Jenkins was present and needs to be added as present. Meetings Minutes were corrected to reflect those changes.

Task Force Question: CBTF Member Courtney Spellicy requested clarity regarding the citywide designations and alignment between the memo provided and the spreadsheet provided during the meeting.

Staff (Jennifer Nicewander) explained the alignment between the council memorandum and spreadsheet as presented during the meeting.

Task Force Question: Why are there Park projects split between Citywide and District? Specifically, the Trinity Audubon Center.

Staff (Christina Turner) and CBTF Member Dickey-Responded that depending on the improvements, may determine the designation.

4. Prior to beginning Item 4, Subcommittee Allocations as approved by Task Force, the Chair Agarwal asked for each member to state their top 3 priorities. Below are the priorities as stated by each CBTF Member by infrastructure category.

District	Projects
	Park and Recreation
2	White Rock Hills Recreation Center
3	Glendale Park (finish out)
4	Senior Recreation Center
8	Aquatic Center
12	Aquatic Center
7	African American Museum
7	Skyline Rec & Municipal Center Renovations
13	Sprayground @ Fair Oaks Area
10	Forest Audelia Parks
10	White Rock Creek Trail Widening
	Streets
1	Intersection at Sylvan & Colorado
1	Elmwood Community STS/Sidewalks/ Curbs
1	Jefferson Blvd Street Calming
6	Luna Road
13	More funds for Streets
10	Forest Audelia Transportation
10	Explore Removing Street Resurfacing

Economic Development	
3	Hensley Park
4	Attract more business in Biotech
4	Support comprehensive Plan b/w districts 3,4 & 8
8	UNT Dallas Project
11	International District
10	More funds for Skillman Master Plan
5	\$10M for Cultural Facility (ICDP) Integrated Community Development Program) called the Dallas Center for Art and Technology
Dallas Water Utilities	
3	Erosion @ 5 Mile Creek
Cultural	
5	\$10M for Cultural Facility (ICDP) Integrated Community Development Program) called the Dallas Center for Art and Technology
12	Cultural Center
14	Roof @ Meyerson \$4M
Dallas Fire	
6	FS#6
Dallas Police	
11	North Central Patrol
Homeless Facilities	
12	Encampments
City Service Center	
7	MLK Center Renovations
Library	
13	Park Forest Replacement

a. **Flood Control & Storm Drainage** – Finalize projects totaling \$75M.

Anita Childress - Chair Flood & Erosion Control provided an overview of Flood & Erosion Control recommendations.

CBTF unanimously approves the recommendations submitted by the Flood & Erosion Control Subcommittee.

b. **Streets & Transportation**– Finalize projects totaling \$375M.

Linda Koop - Chair Streets & Transportation provided an overview of Flood & Erosion Control recommendations.

Approved Amendment: Motion by CBTF Member Rawlings, Seconded by CBTF Member Hammond and Member Cox- To reallocate \$4.5M from Street Resurfacing in the

Downtown District to a Complete Streets project on Field from Woodall Rodger to Pacific. The Streets being removed were in CD 14 and the CD 14 representative, Ann Margolin had no objection to the amendment..

Other Speakers on the Amendment:

CBTF Member Anderson

CBTF Member Cox

CBTF Member Margolin

Failed Amendment: Motion CBTF Member Lane, Seconded by CBTF Member Rawlings to establish a \$10M floor for each district for Streets and Transportation improvements.

Other Speakers on the Amendment:

CBTF Member Bryant

CBTF Member Spellicy

CBTF Member Cox

CBTF Member Margolin

Approved Amendment: Motion CBTF Member Sherman, Seconded by CBTF Member Rawlings to remove 4 projects from resurfacing and fund the Jefferson Boulevard Master Plan for a total of \$977K.

CBTF unanimously approves the recommendations submitted by the Streets & Transportation Subcommittee with the approved amendments.

c. **Critical Facilities** – Finalize projects totaling \$200M

Jennifer Gates - Chair Critical Facilities gives an overview of Critical Facilities recommendations.

Approved Amendment: Motion CBTF Member Margolin, seconded by Bryant to reduce ITS Proposition and reallocate \$4M to replace the roof at the Meyerson, 400K to Annette Strauss Square and remaining balance to Office of Arts and Culture for programming at their discretion.

Other Speakers on the Amendment:

CBTF Member Rawlings

CBTF Member Hammond

CBTF Member Anderson

CBTF Member Conner

CBTF Member Cox

CBTF Member Margolin

d. **Housing, Economic Development & Homelessness** - Finalize projects totaling \$100M.

Tony Shidid - Chair Housing, Economic Development & Homelessness provided an overview of Housing, Economic Development & Homelessness recommendations.

Approved Amendment: Motion CBTF Member Bryant, Seconded by CBTF Member Cox to restated the \$87M for Housing & Neighborhood Revitalization as follows:

\$20M International District
\$20M UNT Dallas
\$20M Pleasant Grove
\$1M to Biotech Semi conducting Study
\$1M Forward Dallas
\$10M Homeownership Development and Affordable Housing Homeownership Preservation
\$10M Permanent Supportive Housing
\$5M Affordable Housing Rental Preservation

Other Speakers on the Amendment:

CBTF Member Rawlings
CBTF Member Hammond
CBTF Member Anderson
CBTF Member Rice
CBTF Member Dickey
CBTF Member Spellicy
CBTF Member Goldstein
CBTF Member Coats
CBTF Member Margolin

The Chair opens the floor for a motion to adopt the remaining figures for subcommittees recommendation. CBTF Member Bryant makes a motion/proposal to divide \$11,407,000 as the target areas and divide it evenly amongst the Council Districts as well as the Citywide (15 ways).

Failed Amendment: Motion CBTF Member Bryant, Seconded by CBTF Member district and Citywide category.

Other Speakers on the Amendment:

CBTF Member Hammond
CBTF Member Dickey
CBTF Member Margolin
CBTF Member Anderson
The Chair Arun Agarwal

The remaining funds are to remain in a bucket and adopt the recommendation of Mr. Shidid.

12:09pm LUNCH BREAK TAKEN

e. **Park and Trails** – Finalize projects totaling \$350M.

Garrett Boone - Chair Park & Recreation Subcommittee provided an overview of Housing, Economic Development & Homelessness recommendations.

Speakers on the recommendation:

CBTF Member Cox
CBTF Member Spellicy
CBTF Member Anderson
CBTF Member Bryant
CBTF Member Rice
CBTF Member Conner
CBTF Member Young

CBTF Member Cox encourage a master plan for Parks & Recreation.

Clarity as to the documentation to review agency matches provided to CBTF Members by Parks & Trails by Parks Staff (Christina Turner Noteware).

CBTF Bryant inquired about inequities in recreation centers. Staff to prepare a response.

CBTF Member Anderson recommend a modification to the definition of playgrounds to address senior needs.

All CBTF Members unanimously vote to approve the Parks & Trails Subcommittee recommendation presented.

5. Discussion: Increased bond capacity recommendations.

Concerns/Recommendations presented by:

CBTF Spellicy recommended a split of HOU & ECO Propositions. Staff explained due to legal opinion, the propositions will be voted on as one.

Chair Agarwal led discussion on division of funds if additional capacity for the bond I made available. The recommendation is as follows:

- 50% towards the Street & Transportation Proposition.
- 30% towards Housing in the Economic Development Proposition.
- 20% towards Economic Development in the Economic Development Proposition.

CBTF Member Cox makes a suggestion re: Streets funding not being enough. Therefore, considering alternative funding for street maintenance.

CBTF Member Dickey piggy backs on the concern/suggestion. CBTF Member Dickey suggests a two tiered Bond Program, to cover projects that may not have made it. The second pot would be for items that did not make it (agreed upon by Council) which may require some limited tax increase to bring to voters to determine if they want to tax themselves for the remaining projects.

Comments by CBTF Member Bryant

Comments by CBTF Member Anderson

CBTF Member Cox gets clarity from the Chair regarding the process of the suggestions represented today.

The Chair takes a vote as to the suggestion of a two tiered Bond Program.

CBTF Member Margolin represents she is not in favor of the suggestion just presented.

6. Discussion: Bond election timing.

Chair Agarwal recommends a November election.

CBTF Member Bryant represents he is not in support of the recommendation for November due to voter education concerns.

CBTF Member Cox represents he would prefer to continue with May, therefore he does not support the recommendation due to inflation and other reasons.

Chair Agarwal recommends deferring the decision to Dallas City Council.

Closing by The Chair Arun Agarwal

At 01:36pm meeting Adjournment

CBTF - Draft Bond Program

ProjectID	Name	Proposition	Category	Description	Council Per Memo	Construct	2024 Bond in Value
FP21E15	Barnett S 110	Flood Protection and Storm Drainage	Erosion Control	Coombs Creek - Private - Type 1, one home threatened, approx. 55LF of erosion protection	1	1	\$221,375.00
FP21E19	Cliffdale 120	Flood Protection and Storm Drainage	Erosion Control	Coombs Creek - Private - Type 1, one home threatened, approx. 15' from bank and 14' deep, approx. 85 LF of erosion protection	1	1	\$342,125.00
FP22E16	Coombs Creek Dr 637	Flood Protection and Storm Drainage	Erosion Control	Unnamed Trib. to Coombs Creek - Private - Type 1, one home threatened, 11' from bank 15' deep, approximately 65 LF of erosion protection	1	1	\$261,625.00
FP22E11	Hampton N 635	Flood Protection and Storm Drainage	Erosion Control	Unnamed Trib. to Coombs Creek - Private - Type 1, one home threatened, 11' from bank 7' deep, approximately 60 LF of erosion protection	1	1	\$241,500.00
FP22E18	Jefferson W 2909	Flood Protection and Storm Drainage	Erosion Control	Coombs Creek - Private - Type 1, one home threatened, approx. 8' from bank 14' deep, approx. 70 LF of erosion protection	1	1	\$281,750.00
TWM000107	Sheldon Ave 3303 (Fire Station 26)	Flood Protection and Storm Drainage	Erosion Control	Unnamed Tributary to Coombs Creek - Public - Type 1, 1 structure threatened, approx. 4' from bank 14' deep. Approx. 200 LF of gabion wall.	1	1	\$805,000.00
FP23F01	Coombs Creek Flood Management Study Update	Flood Protection and Storm Drainage	Flood Management	Update of 1983 Coombs Creek FMS & 2021 Kidd Springs Tunnel TM. Update H&H if needed. Identify new projects, including the evaluation of naturalistic and holistic streambank stabilization and protection, for Coombs Creek and Kidds Springs. Intended goals for streambank stabilization include a diagnosis statement of erosion causes and future effects, research of alternatives including natural solutions, and community engagement in the development of alternatives to improve understanding and participation in future solutions.	1	1	\$552,000.00
LIB060013	Bishop Arts (North Oak Cliff Replacement) 338 W. 10th St.	Library Facilities	Library Facilities	Design & Construction (incl. books) of new 18,000 sf facility (PB5733)	1	1	\$17,030,000.00
PKR133109	Stevens_Golf_Course	Park & Recreation	Golf Center Improvements	Stevens Park Golf Course Pro Shop renovation, second floor addition, restroom expansion, kitchen expansion, upstairs dining area, roof repairs	1	1	\$4,750,000.00
PKR133206	Stevens_Park	Park & Recreation	Playgrounds	Playground Replacement	1	1	\$300,000.00
PKR1228011	Martin_Weiss	Park & Recreation	Recreation Centers	Recreation Center - gym/multi-purpose/entry addition - new	1	1	\$9,000,000.00
PKR137906	Westmoreland	Park & Recreation	Specialty Parks (Skate Parks, Dog Parks, Samuell Farm	New Skatepark , private match	1	1	\$1,000,000.00
DFR060094	Fire Station #14	Public Safety Facilities	Fire Department Facilities	Replace panel boards, switchgear, automatic transfer switches. Identified in Facilities Condition Assessment.	1	1	\$52,400.00
DFR060144	Fire Station #14	Public Safety Facilities	Fire Department Facilities	Install HVAC Control (AX JACE) Quantity 1	1	1	\$16,478.49
DFR060145	Fire Station #15	Public Safety Facilities	Fire Department Facilities	Install HVAC Control (AX JACE) Quantity 1	1	1	\$16,478.49
DFR060103	Fire Station #26	Public Safety Facilities	Fire Department Facilities	Replace panel boards, switchgear, automatic transfer switches. Identified in Facilities Condition Assessment.	1	1	\$52,400.00
DFR060152	Fire Station #26	Public Safety Facilities	Fire Department Facilities	Install HVAC Control (AX JACE) Quantity 1	1	1	\$16,478.49
PB079727	102-122 E 5TH ST & 103-123 E 6TH ST (A01002)	Street and Transportation	Alley Reconstruction	Design and construction	1	1	\$161,392.00
PB081084	202-246 S MARSALIS AVE & 211-237 S LANCASTER AVE (A01646)	Street and Transportation	Alley Reconstruction	Design and construction	1	1	\$303,985.50
PB079526	212-220 N PATTON AVE & 308-312 E 8TH ST (A01758)	Street and Transportation	Alley Reconstruction	Design and construction	1	1	\$104,538.00
PB076616	326-330 N EWING AVE & 945 E JEFFERSON BLVD (A17669)	Street and Transportation	Alley Reconstruction	Design and construction	1	1	\$87,115.00
PB079089	501-625 S CLINTON AVE & 506-626 S EDGEFIELD AVE (A01783)	Street and Transportation	Alley Reconstruction	Design and construction	1	1	\$338,831.50
TR20230026	JEFFERSON - HAMPTON to POLK - Master Plan	Street and Transportation	Complete Streets	To be used towards the Masterplan	1	1	\$977,788.00
TP20220001	Davis Phase I Complete Street (Clinton to Hampton)	Street and Transportation	Partnership Projects - Funded	Reconstruct four- to six-lane roadway as a two- to four-lane roadway with physically seperated bike lanes, six-foot unobstructed sidewalks, lighting, and upgraded traffic signals.	1	1,CW	\$15,000,000.00
TR20230150	Hampton - Kingston to Wilton	Street and Transportation	Safety/Vision Zero	Install dedicated left-turn pockets in the median at Hampton & Brandon and Hampton & Wilton, close median openings at Kingston and Emmett, and plant trees in the median, as recommended in West Oak Cliff Area Plan and Hampton Corridor Study.	1	1	\$600,000.00
PB448850	Boyd Street from Berkley Avenue to Wilbur Street	Street and Transportation	Street Petition	2200-2300 Boyd St	1	1	\$1,192,100.00
PB433222	Hartsdale Avenue from Remond Drive to existing pavement north of Tangiers Street	Street and Transportation	Street Petition	1330-1390 Hartsdale Ave	1	1	\$556,750.00
PB033224	Marlborough Avenue (S) from Brandon Street to existing concrete	Street and Transportation	Street Petition	1200 S Marlborough Ave	1	1	\$1,768,500.00
PB049768	South of Emmett Street	Street and Transportation	Street Reconstruction - Collectors	E 10TH ST to E 9TH ST	1	1,CW	\$1,828,773.10
PB049710	100 N MARSALIS AVE	Street and Transportation	Street Reconstruction - Collectors	E 9TH ST to E 8TH ST	1	1,CW	\$2,092,934.60
PB058443	600 N FRANKLIN ST	Street and Transportation	Street Reconstruction - Local Streets	W DAVIS ST to EOP	1	1	\$487,752.30
PB058038	900-1000 LAUSANNE AVE	Street and Transportation	Street Reconstruction - Local Streets	KINGS HWY to ARGONNE DR	1	1	\$730,115.00
PB049244	100 E COLORADO BLVD	Street and Transportation	Street Resurfacing - Collectors	N BECKLEY AVE to ENGLEWOOD DR	1	1	\$675,263.08
TR20231002	12th-Madison	Street and Transportation	Traffic Signals - Warranted Signals	Install a new warranted traffic signal	1	1	\$655,000.00
TR20231030	Jefferson-Van Buren	Street and Transportation	Traffic Signals - Warranted Signals	Install a new warranted traffic signal	1	1	\$655,000.00
PB081014	401-419 N WILLOMET AVE & 404-414 N WINNETKA AVE (A01570)	Street and Transportation	Unimproved Alley Construction	Design and construction	1	1	\$145,345.00
PB050652	100 S VERNON AVE	Street and Transportation	Unimproved Street Construction	W 10TH ST to SUNSET AVE	1	1	\$636,333.00
FP18E3	Springhill Dr 2302, 2310, 2314, & 2320	Flood Protection and Storm Drainage	Erosion Control	S. Fork of Ash Creek - Private - Type 1 - 2302 dist:45',depth:12',100'; 2310 dist:35',depth:15',75'; 2314 dist:45',depth:15',100'; 2320 dist:15',depth:26',112'	2	2	\$1,557,675.00
PB1089	Ash Creek - S Fork Culvert Improvement at Peavy	Flood Protection and Storm Drainage	Flood Management	Add culverts, FREQ. 100, DEPTH 2', VEL. 4.96, RATING = 9.92, analysis, design and construction	2	2	\$1,725,000.00
PB2265	Harry Hines 5323	Flood Protection and Storm Drainage	Storm Drainage	UT Southwestern Basement flooded, design and construction	2	2	\$241,500.00

CBTF - Draft Bond Program

ProjectID	Name	Proposition	Category	Description	Council Per Memo	Construct 2024	Bond in Value
PKR134003	Taylor_Fields	Park & Recreation	Athletic Field Development/ Improvement	Athletic Field Development New	2	2	\$2,500,000.00
PKR142101	Dallas_Water_Commons	Park & Recreation	Partnership Matches (Large Matches)	Dallas Water Commons project: development and operational needs, recreation accessibility and linkages to other innovative smart city and CECAP initiatives.	2	2	\$4,000,000.00
PKR101103	Arlington	Park & Recreation	Playgrounds	Playground Replacement	2	2	\$300,000.00
PKR122405	Maria_Luna	Park & Recreation	Playgrounds	Playground Replacement	2	2	\$300,000.00
PKR132102	Sleepy_Hollow	Park & Recreation	Playgrounds	Playground Replacement	2	2	\$300,000.00
PKR1011014	Arlington	Park & Recreation	Recreation Centers	MEP, Fire Protection	2	2	\$1,089,000.00
PKR118501	K.B._Polk	Park & Recreation	Recreation Centers	Interior Upgrades, MEP, Fire Protection, Communication, Security	2	2	\$1,113,000.00
PKR1279017	Pike	Park & Recreation	Recreation Centers	Santos Rodriguez Community Center - Historic Structural improvements, elevator to parking level, plumbing, electrical, HVAC, water damage, parking lot relocation	2	2	\$5,000,000.00
PKR1386011	White_Rock_Hills	Park & Recreation	Recreation Centers	A recreation center next to the property adjacent to White Rock Hills Park, located at 2229 Highland Rd, Dallas, TX 75228. The vacant land for the "White Rock Hills Recreation Center" is already owned by the City of Dallas. The newly opened Park is near the intersection of Ferguson Rd. and Highland Rd. a traditionally underserved and diverse community in far east Dallas.	2	2	\$17,660,000.00
DFR060137	Fire Station #3	Public Safety Facilities	Fire Department Facilities	Install HVAC Control (AX JACE) Quantity 1	2	2	\$16,478.49
DFR060111	Fire Station #4	Public Safety Facilities	Fire Department Facilities	Replace panel boards, switchgear, automatic transfer switches. Identified in Facilities Condition Assessment.	2	2	\$52,400.00
DFR060138	Fire Station #4	Public Safety Facilities	Fire Department Facilities	Install HVAC Control (AX JACE) Quantity 1	2	2	\$16,478.49
DFR060116	Fire Station #52	Public Safety Facilities	Fire Department Facilities	Major structural concern- potential work needs to be done. Water in the basement.	2	2	\$786,000.00
DFR060119	Fire Station #8	Public Safety Facilities	Fire Department Facilities	Replace panel boards, switchgear, automatic transfer switches. Identified in Facilities Condition Assessment.	2	2	\$52,400.00
DFR060141	Fire Station #8	Public Safety Facilities	Fire Department Facilities	Install HVAC Control (AX JACE) Quantity 1	2	2	\$16,478.49
TR20230146	Peaks Addition Historic Lighting	Street and Transportation	Street Lighting	Install up to 100 historic-style street lights in the area bounded by Gaston, Fitzhugh, Carroll, and Columbia.	2	2	\$1,323,100.00
PB032387	1800 CADIZ ST	Street and Transportation	Street Reconstruction - Collectors	S ST PAUL ST to PARK AVE	2	2,CW	\$1,955,279.80
PB032276	500-1000 S MALCOLM X BLVD	Street and Transportation	Street Reconstruction - Collectors	ST LOUIS ST to S HALL ST	2	2,CW	\$565,644.90
PB031430	300 N HILL AVE	Street and Transportation	Street Reconstruction - Local Streets	RACE ST to SIMPSON ST	2	2	\$390,642.00
PB030261	4300 ROSS AVE	Street and Transportation	Street Resurfacing - Collectors	N PEAK ST to ASHBY ST	2	2	\$344,535.24
PB031250	1400 ROWAN AVE	Street and Transportation	Street Resurfacing - Local Streets	WARE ST to UPSHUR ST	2	2	\$262,340.60
PB029842	1600 BENNETT AVE	Street and Transportation	Street Resurfacing - Local Streets	SAN JACINTO ST to ROSS AVE	2	2	\$220,593.52
PB033205	1900 BEAUMONT ST	Street and Transportation	Street Resurfacing - Local Streets	PARK AVE to S HARWOOD ST	2	2	\$131,982.50
PB046430	2300 KNIGHT ST	Street and Transportation	Street Resurfacing - Local Streets	ROSEWOOD AVE to SYLVESTER ST	2	2	\$323,499.26
PB045880	2400 VAGAS ST	Street and Transportation	Street Resurfacing - Local Streets	SYLVESTER ST to MAPLE AVE	2	2	\$287,193.92
PB068012	2500 LUCAS DR	Street and Transportation	Street Resurfacing - Local Streets	MAPLE AVE to FAIRMOUNT ST	2	2	\$233,507.50
PB068011	2600 LUCAS DR	Street and Transportation	Street Resurfacing - Local Streets	FAIRMOUNT ST to BROWN ST	2	2	\$121,342.68
PB045650	2600 MAPLE SPRINGS BLVD	Street and Transportation	Street Resurfacing - Local Streets	AMELIA ST to PARKLAND AVE	2	2	\$97,870.10
PB045569	2700 MAPLE SPRINGS BLVD	Street and Transportation	Street Resurfacing - Local Streets	PARKLAND AVE to DENTON DR	2	2	\$146,196.00
PB064018	300 WINSLETT DR	Street and Transportation	Street Resurfacing - Local Streets	EAST SIDE AVE to ALTON AVE	2	2	\$112,733.36
PB031867	3000 DAWSON ST	Street and Transportation	Street Resurfacing - Local Streets	CHESTNUT ST to BAYLOR ST	2	2	\$204,349.52
PB021381	3100 HUDNALL ST	Street and Transportation	Street Resurfacing - Local Streets	CEDAR SPRINGS RD to VANDELIA ST	2	2	\$414,709.32
PB021184	3200-3400 HUDNALL ST	Street and Transportation	Street Resurfacing - Local Streets	VANDELIA ST to LEMMON AVE	2	2	\$600,378.24
PB067688	4400 BROWN ST	Street and Transportation	Street Resurfacing - Local Streets	ARROYO AVE to LUCAS DR	2	2	\$131,576.40
PB045705	4600 FAIRMOUNT ST	Street and Transportation	Street Resurfacing - Local Streets	HAWTHORNE AVE to KINGS RD	2	2	\$261,203.52
PB045740	4700 LAKE AVE	Street and Transportation	Street Resurfacing - Local Streets	KINGS RD to EOP	2	2	\$248,370.76
PB030011	4800 VIRGINIA AVE	Street and Transportation	Street Resurfacing - Local Streets	N PRAIRIE AVE to N FITZHUGH AVE	2	2	\$127,190.52
PB030655	4900 EAST SIDE AVE	Street and Transportation	Street Resurfacing - Local Streets	S FITZHUGH AVE to S MUNGER BLVD	2	2	\$381,977.66
PB029562	4900 SAN JACINTO ST	Street and Transportation	Street Resurfacing - Local Streets	N FITZHUGH AVE to BENNETT AVE	2	2	\$197,689.48
PB031042	4900 SANTA FE AVE	Street and Transportation	Street Resurfacing - Local Streets	S FITZHUGH AVE to S MUNGER BLVD	2	2	\$185,181.60
PB021319	5100 N HALL ST	Street and Transportation	Street Resurfacing - Local Streets	MAHANNA ST to CRESTVIEW DR	2	2	\$264,777.20
PB030089	5500 ASH LN	Street and Transportation	Street Resurfacing - Local Streets	GRAHAM AVE to S BEACON ST	2	2	\$161,059.26
PB029716	6000 ASH LN	Street and Transportation	Street Resurfacing - Local Streets	MT AUBURN AVE to MARTINIQUA AVE	2	2	\$119,149.74
PB030116	6200 ASH LN	Street and Transportation	Street Resurfacing - Local Streets	S GLASGOW DR to CRISTLER AVE	2	2	\$147,657.96
PB029582	7400 LA VISTA DR	Street and Transportation	Street Resurfacing - Local Streets	EAST GRAND AVE to EOP	2	2	\$738,939.56
PB021407	2900-3000 HUDNALL ST	Street and Transportation	Unimproved Street Construction	BRADFORD DR to CEDAR SPRINGS RD	2	2	\$824,317.50
FP23E09	Kiest Valley Parkway @ Kiest Knoll Outfall Protection	Flood Protection and Storm Drainage	Erosion Control	Five Mile Creek - Public - Type II, culvert headwall threatened, 1' from bank 16' deep, approx. 60 LF of erosion protection.	3	3	\$264,500.00
PB175163	Ravinia S. 3338	Flood Protection and Storm Drainage	Erosion Control	Five Mile Creek - Private - Type I, house threatened, erosion around end of mortared stone headwall at culvert outfall, 20' from house, 4' deep, about 125 LF gabion wall	3	3	\$503,125.00
PB3554	Southwood - Franklin (S) Area	Flood Protection and Storm Drainage	Storm Drainage	Provide 100-year upgrade to existing system. One known garage floods, street flooding, design and construction. Site 12L 1995	3	3	\$2,012,500.00
PKR110405	Emerald_Lake	Park & Recreation	Playgrounds	Playground Replacement	3	3	\$300,000.00

CBTF - Draft Bond Program

ProjectID	Name	Proposition	Category	Description	Council Per Memo	Construct 2024 Bond in Value
PKR124503	Mountain_Valley	Park & Recreation	Playgrounds	Playground Replacement	3	3 \$300,000.00
PKR100909	Arcadia	Park & Recreation	Recreation Centers	MEP, Fire Protection, Communication, Security, Interior Upgrades	3	3 \$769,000.00
PKR143801	Big_Cedar_Wilderness	Park & Recreation	Renewal and Transformational Projects	Implementation funding, cost tbd	3	3 \$1,500,000.00
PKR1142034	Glendale	Park & Recreation	Renewal and Transformational Projects	Park Development Plan supplemental Funding Phase I Implementation 1.5M existing 4.2 needed; Phase II Implementation \$2.8M	3	3 \$9,000,000.00
DFR060112	Fire Station #46	Public Safety Facilities	Fire Department Facilities	Replace panel boards, switchgear, automatic transfer switches. Identified in Facilities Condition Assessment.	3	3 \$52,400.00
DFR060165	Fire Station #49	Public Safety Facilities	Fire Department Facilities	Install HVAC Control (AX JACE) Quantity 1	3	3 \$16,478.49
DFR060168	Fire Station #52	Public Safety Facilities	Fire Department Facilities	Install HVAC Control (AX JACE) Quantity 1	3	3 \$16,478.49
PB075903	3724-3834 KIEST VALLEY PKWY & 3805-3865 KIESTMEADOW DR (A11022)	Street and Transportation	Alley Reconstruction	Design and construction	3	3 \$485,551.50
PB075908	3806-3860 KIESTMEADOW DR & 3042-3078 KIESTRIDGE DR (A06048)	Street and Transportation	Alley Reconstruction	Design and construction	3	3 \$323,701.00
PB081741	3807-3835 KIEST VALLEY CT & 3938-3944 KIESTMEADOW DR (A09779)	Street and Transportation	Alley Reconstruction	Design and construction	3	3 \$203,574.00
PB081740	3908-3938 KIESTMEADOW DR & 3041 KIESTRIDGE DR (A09779)	Street and Transportation	Alley Reconstruction	Design and construction	3	3 \$154,973.00
PB081486	3980 Kiest Valley Pkwy (A9778)	Street and Transportation	Alley Reconstruction	Full Reconstruction	3	3 \$453,456.50
TR20230124	East Ledbetter - Singing Hills to Frio (south side)	Street and Transportation	Safety/Vision Zero	Install 9 streetlights on metal poles	3	3 \$141,500.00
TR20230073	FM 1382 - City limits to City limits	Street and Transportation	Safety/Vision Zero	Install 64 streetlights on metal poles	3	3 \$1,006,100.00
PB053576	3000 MARIDEEN AVE	Street and Transportation	Street Reconstruction - Local Streets	BURGOYNE ST to TANGLE TER	3	3 \$215,403.30
PB053729	3600 CREEK VIEW DR	Street and Transportation	Street Reconstruction - Local Streets	CREEK VIEW CIR to W PENTAGON PKWY	3	3 \$321,041.70
PB178344	3700 KIEST KNOLL DR	Street and Transportation	Street Reconstruction - Local Streets	KIEST VALLEY PKWY to KIESTRIDGE DR	3	3 \$975,229.50
PB058343	3700-3800 KIEST VALLEY PKWY	Street and Transportation	Street Reconstruction - Local Streets	COOMBS CREEK DR to KIESTRIDGE DR	3	3 \$2,092,960.80
PB053421	3900-4000 KIEST VALLEY PKWY	Street and Transportation	Street Reconstruction - Local Streets	KIESTRIDGE DR to KIEST VALLEY CT	3	3 \$1,975,218.00
PB055437	1200-1300 SERENADE LN	Street and Transportation	Street Resurfacing - Local Streets	WHISPERING TRL to SINGING HILLS DR	3	3 \$543,930.34
PB040274	1400 AUTUMN LEAVES TRL	Street and Transportation	Street Resurfacing - Local Streets	SINGING HILLS DR to WAGON WHEELS TRL	3	3 \$486,751.46
PB062810	2400 W FIVE MILE PKWY	Street and Transportation	Street Resurfacing - Local Streets	S HAMPTON RD to W KIEST BLVD	3	3 \$421,125.70
PB053567	2900 EL TOVAR AVE	Street and Transportation	Street Resurfacing - Local Streets	EOP to BURGOYNE ST	3	3 \$66,356.74
PB053773	3700 KIEST KNOLL DR	Street and Transportation	Street Resurfacing - Local Streets	KIEST VALLEY PKWY to KIESTRIDGE DR	3	3 \$287,924.90
PB050969	5800 BEAU PURPLE DR	Street and Transportation	Street Resurfacing - Local Streets	FURLONG DR to KELSO DR	3	3 \$252,756.64
TR20231012	Duncanville-Ledbetter	Street and Transportation	Traffic Signals - Warranted Signals	Install a new warranted traffic signal	3	3 \$655,000.00
TR20231013	Eagle Ford-Mountain Creek	Street and Transportation	Traffic Signals - Warranted Signals	Install a new warranted traffic signal	3	3 \$655,000.00
TR20231017	Fox Creek-Mountain Creek	Street and Transportation	Traffic Signals - Warranted Signals	Install a new warranted traffic signal	3	3 \$655,000.00
TR20231028	Illinois/Mountain Creek-Spur408/Walton Walker	Street and Transportation	Traffic Signals - Warranted Signals	Install a new warranted traffic signal	3	3 \$655,000.00
TR20231038	Mountain Creek-Wheatland	Street and Transportation	Traffic Signals - Warranted Signals	Install a new warranted traffic signal	3	3 \$655,000.00
TR20231039	Pastor Bailey-Red Bird	Street and Transportation	Traffic Signals - Warranted Signals	Install a new warranted traffic signal	3	3 \$655,000.00
PB068937	2700 BAKERSFIELD ST	Street and Transportation	Unimproved Street Construction	EOP to PIERCE ST	3	3 \$342,237.50
PB058833	3600 BURGOYNE ST	Street and Transportation	Unimproved Street Construction	MARIDEEN AVE to EOP	3	3 \$166,042.50
FP22E13	11th E 1615	Flood Protection and Storm Drainage	Erosion Control	Cedar Creek - Private - Type 1, one commercial structure threatened, 2' from bank 22' deep, approx. 110 LF of erosion protection.	4	4 \$442,750.00
TWM000105	Outfall at Compton 1203/1205	Flood Protection and Storm Drainage	Erosion Control	Cedar Creek - Public/Private - Design and construction of outfall & flume replacement that is currently bridging a portion of Creek.	4	4 \$483,000.00
PB2247	Harlandale - Strickland Area	Flood Protection and Storm Drainage	Storm Drainage	Apartment building floods, design and construction	4	4 \$1,230,500.00
PKR105404	Cedar_Crest_Golf_Course	Park & Recreation	Golf Center Improvements	Pavilion renovation / restoration	4	4 \$500,000.00
PKR1162011	Herndon	Park & Recreation	Pedestrian Bridge Replacements	Steel through truss and timber deck. 46'-0"L x 4'-0"W	4	4 \$750,000.00
PKR1082015	Cummings	Park & Recreation	Playgrounds	Playground Replacement	4	4 \$300,000.00
PKR1162010	Herndon	Park & Recreation	Playgrounds	Replacement/Shade Structure/PIP	4	4 \$200,000.00
PKR1194053	Kiest	Park & Recreation	Playgrounds	Playground Replacement	4	4 \$750,000.00
PKR137703	West_Trinity_Heights	Park & Recreation	Playgrounds	Playground - new	4	4 \$300,000.00
PKR110308	Eloise_Lundy	Park & Recreation	Recreation Centers	Interior Upgrades, MEP, Fire Protection	4	4 \$1,360,000.00
PKR117902	John_C_Phelps	Park & Recreation	Recreation Centers	Interior Upgrades, MEP, Fire Protection	4	4 \$1,155,000.00
PKR1194011	Kiest	Park & Recreation	Recreation Centers	Interior Upgrades, MEP, Fire Protection	4	4 \$1,873,000.00
PKR104802	Cadillac_Heights	Park & Recreation	Renewal and Transformational Projects	Phase II Site Development	4	4 \$7,000,000.00
DFR060100	Fire Station #23	Public Safety Facilities	Fire Department Facilities	Replace panel boards, switchgear, automatic transfer switches. Identified in Facilities Condition Assessment.	4	4 \$52,400.00
DFR060151	Fire Station #23	Public Safety Facilities	Fire Department Facilities	Install HVAC Control (AX JACE) Quantity 1	4	4 \$16,478.49
PB075939	1010-1224 E ANN ARBOR AVE & 1111-1225 NEPTUNE RD (A02240)	Street and Transportation	Alley Reconstruction	Design and construction	4	4 \$387,891.00
PB080177	1415-1427 E ILLINOIS AVE & 2127 CORINTH ST (A02085)	Street and Transportation	Alley Reconstruction	Design and construction	4	4 \$292,064.50

CBTF - Draft Bond Program

ProjectID	Name	Proposition	Category	Description	Council Per Memo	Construct 2024 Bond in Value
PB076074	3702-3826 UTAH AVE & 3703-3821 KUSHLA AVE (A02218)	Street and Transportation	Alley Reconstruction	Design and construction	4	4 \$426,405.00
PB078615	3827-3925 MORNING DEW TRL & 3904-3922 MORNING FROST TRL (A02346)	Street and Transportation	Alley Reconstruction	Design and construction	4	4 \$261,345.00
PB078619	3909-4021 LOST CREEK DR & 1604-1652 HANGING CLIFF DR (A02380)	Street and Transportation	Alley Reconstruction	Design and construction	4	4 \$741,853.00
PB078379	826-1028 TARRYALL DR & 903-947 CHANNING CIR (A02339)	Street and Transportation	Alley Reconstruction	Design and construction	4	4 \$408,065.00
PB451255	E 11th St - E 8th St to Cedar Crest Blvd	Street and Transportation	Sidewalk Master Plan		4	4 \$846,616.00
PB061500	100 E OHIO AVE	Street and Transportation	Street Reconstruction - Local Streets	S BECKLEY AVE to SEEVERS AVE	4	4 \$565,880.70
PB020367	100-200 N Cliff St	Street and Transportation	Street Reconstruction - Local Streets	E 8th St to E 10th St	4	4 \$2,159,639.80
PB053711	1200 HOKE SMITH DR	Street and Transportation	Street Reconstruction - Local Streets	NAVAJO DR to SHADOW WOOD DR	4	4 \$823,374.30
PB050983	1300 CLAUDE ST	Street and Transportation	Street Reconstruction - Local Streets	S DENLEY DR to S MOORE ST	4	4 \$1,041,803.70
PB052841	2100 TOLUCA AVE	Street and Transportation	Street Reconstruction - Local Streets	W WOODIN BLVD to W MONTANA AVE	4	4 \$463,268.40
PB061894	2700 FERNWOOD AVE	Street and Transportation	Street Reconstruction - Local Streets	E HOBSON AVE to E SANER AVE	4	4 \$857,486.70
PB053603	3200 S DENLEY DR	Street and Transportation	Street Reconstruction - Local Streets	E KIEST BLVD to OAKLEY AVE	4	4 \$520,214.10
PB053268	3300 S EWING AVE	Street and Transportation	Street Reconstruction - Local Streets	GRACELAND AVE to HOLDEN AVE	4	4 \$746,346.30
PB060825	2100 S EWING AVE	Street and Transportation	Street Resurfacing - Collectors	E WOODIN BLVD to E MONTANA AVE	4	4 \$186,156.24
PB060813	1000 VERMONT AVE	Street and Transportation	Street Resurfacing - Local Streets	S EWING AVE to FERNWOOD AVE	4	4 \$377,266.90
PB054196	1300 PRESIDIO AVE	Street and Transportation	Street Resurfacing - Local Streets	DE KALB AVE to RAMONA AVE	4	4 \$215,395.44
PB062979	1500 W FIVE MILE PKWY	Street and Transportation	Street Resurfacing - Local Streets	EOP to DAY STAR DR	4	4 \$171,211.76
PB053768	1600 FIVE MILE CT	Street and Transportation	Street Resurfacing - Local Streets	EOP to W FIVE MILE PKWY	4	4 \$117,444.12
PB054251	1600 W FIVE MILE PKWY	Street and Transportation	Street Resurfacing - Local Streets	DAY STAR DR to RUGGED DR	4	4 \$528,336.10
PB061497	1800 FERNWOOD AVE	Street and Transportation	Street Resurfacing - Local Streets	LAMONT AVE to GEORGIA AVE	4	4 \$158,785.10
PB060332	1800 RAMSEY AVE	Street and Transportation	Street Resurfacing - Local Streets	IOWA AVE to GEORGIA AVE	4	4 \$249,751.50
PB052950	2200 ORIAL AVE	Street and Transportation	Street Resurfacing - Local Streets	W MONTANA AVE to W ILLINOIS AVE	4	4 \$137,992.78
PB053426	2200 W FIVE MILE PKWY	Street and Transportation	Street Resurfacing - Local Streets	HOLLIDAY RD to SOUTHWOOD DR	4	4 \$145,221.36
PB037184	2400-3100 SKYLARK DR	Street and Transportation	Street Resurfacing - Local Streets	A04462 to E ILLINOIS AVE	4	4 \$441,511.92
PB052944	2500 BRISTOL DR	Street and Transportation	Street Resurfacing - Local Streets	S VERNON AVE to WYNNEWOOD DR	4	4 \$115,576.06
PB044894	2600 EASTER AVE	Street and Transportation	Street Resurfacing - Local Streets	ALMEDA DR to SUTTER ST	4	4 \$379,459.84
PB061846	2800 E ATOLL DR	Street and Transportation	Street Resurfacing - Local Streets	SUTTER ST to CAPE COD DR	4	4 \$128,002.72
PB054507	3800 TREELINE DR	Street and Transportation	Street Resurfacing - Local Streets	W FIVE MILE PKWY to TREELINE CIR	4	4 \$368,738.80
PB054677	4000 LOST CREEK DR	Street and Transportation	Street Resurfacing - Local Streets	WINDCHIME DR to TREELINE DR	4	4 \$159,597.30
PB054670	600 COVE HOLLOW DR	Street and Transportation	Street Resurfacing - Local Streets	MORNING SPRINGS TRL to MORNING DEW TRL	4	4 \$285,163.42
PB062963	600 W PENTAGON PKWY	Street and Transportation	Street Resurfacing - Local Streets	W PENTAGON PARKWAY CIR to EOP	4	4 \$131,251.52
PB051219	700 CUMBERLAND ST	Street and Transportation	Street Resurfacing - Local Streets	E BROOKLYN AVE to E PEMBROKE AVE	4	4 \$198,014.36
PB060788	700 EDGEMONT AVE	Street and Transportation	Street Resurfacing - Local Streets	MARYLAND AVE to S EWING AVE	4	4 \$239,192.90
TR20231001	11th-Corinth St	Street and Transportation	Traffic Signals - Warranted Signals	Install a new warranted traffic signal	4	4 \$655,000.00
	Target Area : Pleasant Grove, to include Housing	Economic Development	Gap Funding	Target Area : Pleasant Grove, to include Housing	5	5 \$20,000,000.00
PB2615	Lake June Branch Culvert @ Glencliff	Flood Protection and Storm Drainage	Flood Management	Add culvert, raise road, FREQ. 50 YR., DEPTH 1.1, Analysis, design and construction	5	5 \$1,495,000.00
FP23F03	Military Parkway @ Urbandale Park	Flood Protection and Storm Drainage	Flood Management	Upgrade culvert crossing at Military Parkway and Urbandale Park. Approx. 3.8' depth of overtopping and 0.55 fps from Stream 5B1 regulatory model during 100-year.	5	5 \$575,000.00
FP22S12	Bruton Terrace Est. Storm Drainage Relief	Flood Protection and Storm Drainage	Storm Drainage	Upsize drainage outfall pipes for the Bruton Terrace Est at the intersections of Riverway and Palisade and Riverway and Seaway.	5	5 \$575,000.00
PKR1282015	Pleasant_Oaks	Park & Recreation	Aquatics	Community Pool End of Service Life Replacement -addition of pool building with family restrooms/shower, water fountain, IT closet , pool office/guard area, and A/C	5	5 \$4,500,000.00
PKR100509	Apache	Park & Recreation	Playgrounds	New Playground	5	5 \$300,000.00
PKR103506	Bitter_Creek	Park & Recreation	Playgrounds	Playground Replacement	5	5 \$300,000.00
PKR1138026	Gateway	Park & Recreation	Playgrounds	Playground Replacement	5	5 \$300,000.00
PKR115203	Guard	Park & Recreation	Playgrounds	Shade structure(s) over playground	5	5 \$400,000.00
PKR107707	Crawford_Memorial	Park & Recreation	Renewal and Transformational Projects	Master plan implementation Ph 2 - basketball courts, flex space, parking expansion, restroom, large pavilion, escarpment trail	5	5 \$9,000,000.00
PKR1138031	Gateway	Park & Recreation	Renewal and Transformational Projects	Parking Area - redevelop gravel lot with concrete lot #1 and #2, entrance repair.	5	5 \$550,000.00
PKR700504	District_5	Park & Recreation	Spraygrounds	New Sprayground for District 5, Location TBD	5	5 \$3,000,000.00
PKR1326012	St_Augustine	Park & Recreation	Trail Improvements	New walking trail, loop trail, and/or Walking trail - 8 ft - 1 mile - new	5	5 \$500,000.00
DFR060174	Fire Station #32	Public Safety Facilities	Fire Department Facilities	Install HVAC Control (AX JACE) Quantity 1	5	5 \$16,478.49
DFR060109	Fire Station #34	Public Safety Facilities	Fire Department Facilities	Replace panel boards, switchgear, automatic transfer switches. Identified in Facilities Condition Assessment.	5	5 \$52,400.00
DFR060157	Fire Station #34	Public Safety Facilities	Fire Department Facilities	Install HVAC Control (AX JACE) Quantity 1	5	5 \$16,478.49
DFR060114	Fire Station #5	Public Safety Facilities	Fire Department Facilities	Structural assessment was completed and recommendation of foundation repairs were provided.	5	5 \$589,500.00
DFR060113	Fire Station #5	Public Safety Facilities	Fire Department Facilities	Replace panel boards, switchgear, automatic transfer switches. Identified in Facilities Condition Assessment.	5	5 \$52,400.00

CBTF - Draft Bond Program

ProjectID	Name	Proposition	Category	Description	Council Per Memo	Construct 2024	Bond in Value
DFR060139	Fire Station #5	Public Safety Facilities	Fire Department Facilities	Install HVAC Control (AX JACE) Quantity 1	5	5	\$16,478.49
DFR060167	Fire Station #51	Public Safety Facilities	Fire Department Facilities	Install HVAC Control (AX JACE) Quantity 1	5	5	\$16,478.49
PB076473	10303-10379 BROCKTON DR & 10304-10364 CHELMSFORD DR (A06923)	Street and Transportation	Alley Reconstruction	Design and construction	5	5	\$339,748.50
PB076681	1704-1840 JOAN DR & 1705-1839 YUCCA DR (A04670)	Street and Transportation	Alley Reconstruction	Design and construction	5	5	\$507,101.00
PB075806	1904-2060 JOAN DR & 1904-2060 JOAN DR (A04659)	Street and Transportation	Alley Reconstruction	Design and construction	5	5	\$722,137.50
PB076744	6708-6824 SECO BLVD & 1503-1583 GILLETTE ST (A04686)	Street and Transportation	Alley Reconstruction	Design and construction	5	5	\$458,500.00
PB079343	7803-7835 UMPHRESS RD & 7802-7832 TOMKINS LN (A04653)	Street and Transportation	Alley Reconstruction	Design and construction	5	5	\$228,791.50
PB036748	1200 PLEASANT OAKS DR	Street and Transportation	Street Reconstruction - Local Streets	LEOTA DR to LAKE JUNE RD	5	5	\$548,549.40
PB036368	1400 WHITLEY DR	Street and Transportation	Street Reconstruction - Local Streets	MAXWELL AVE to HILLBURN DR	5	5	\$1,465,732.80
PB037461	500 RAVENWOOD DR	Street and Transportation	Street Reconstruction - Local Streets	ELAM RD to ELAM HEIGHTS DR	5	5	\$577,710.00
PB036220	7600 SECO BLVD	Street and Transportation	Street Reconstruction - Local Streets	TRAYMORE AVE to HILLBURN DR	5	5	\$1,087,745.40
PB036087	7800 MATTISON ST	Street and Transportation	Street Reconstruction - Local Streets	SECO BLVD to PRICHARD LN	5	5	\$1,175,777.40
PB037233	7800 RILLA AVE	Street and Transportation	Street Reconstruction - Local Streets	HILLBURN DR to WES HODGES RD	5	5	\$656,938.80
PB036796	1100 N ST AUGUSTINE DR	Street and Transportation	Street Resurfacing - Collectors	ANGELUS RD to MACOMBA CT	5	5	\$353,144.56
PB043517	1000 CREEKSIDE DR	Street and Transportation	Street Resurfacing - Local Streets	HOUGHTON RD to CREEKSIDE DR	5	5	\$331,133.94
PB043518	1100 CREEKSIDE DR	Street and Transportation	Street Resurfacing - Local Streets	CREEKSIDE DR to HOUGHTON RD	5	5	\$295,153.48
PB035664	1400 PRICHARD LN	Street and Transportation	Street Resurfacing - Local Streets	ROSEMEAD DR to MATTISON ST	5	5	\$120,774.14
PB036227	1400 TEMPLECLIFF DR	Street and Transportation	Street Resurfacing - Local Streets	ST REGIS DR to SECO BLVD	5	5	\$403,582.18
PB035968	1500 HOUGHTON RD	Street and Transportation	Street Resurfacing - Local Streets	SECO BLVD to BURNET CT	5	5	\$282,401.94
PB036135	1500 PRICHARD LN	Street and Transportation	Street Resurfacing - Local Streets	MATTISON ST to HILLARD DR	5	5	\$344,778.90
PB042850	1900-2000 JOAN DR	Street and Transportation	Street Resurfacing - Local Streets	TILLMAN ST to BRUTON RD	5	5	\$630,348.42
PB035598	2000 OLDFIELD DR	Street and Transportation	Street Resurfacing - Local Streets	CLEARPOINT DR to CLEARCREST DR	5	5	\$120,774.14
PB034961	2400 MCKIM DR	Street and Transportation	Street Resurfacing - Local Streets	TRITON LN to JENNIE LEE LN	5	5	\$175,516.42
PB033092	3900 SHERATON DR	Street and Transportation	Street Resurfacing - Local Streets	NELSON DR to ASTORIA DR	5	5	\$294,422.50
PB033120	3900 WARRINGTON DR	Street and Transportation	Street Resurfacing - Local Streets	NELSON DR to ASTORIA DR	5	5	\$291,661.02
PB032550	4400 FAIR VISTA DR	Street and Transportation	Street Resurfacing - Local Streets	LOVETT AVE to FAIR VISTA DR	5	5	\$185,181.60
PB032653	6300 HOWARD AVE	Street and Transportation	Street Resurfacing - Local Streets	HILLTOP ST to FAIR VISTA DR	5	5	\$183,151.10
PB033337	6800 WOFFORD DR	Street and Transportation	Street Resurfacing - Local Streets	WILKES AVE to GROVER DR	5	5	\$155,373.86
PB033846	7200 PIEDMONT DR	Street and Transportation	Street Resurfacing - Local Streets	SANTA CRUZ DR to AVA LN	5	5	\$521,757.28
PB036219	7500 SECO BLVD	Street and Transportation	Street Resurfacing - Local Streets	GAYLORD DR to TRAYMORE AVE	5	5	\$127,190.52
PB035876	7700 SECO BLVD	Street and Transportation	Street Resurfacing - Local Streets	HILLBURN DR to MATTISON ST	5	5	\$130,764.20
PB035059	7800 CORDELL DR	Street and Transportation	Street Resurfacing - Local Streets	MAJOR DR to UTICA DR	5	5	\$187,049.66
PB036307	7800 COURTNEY ST	Street and Transportation	Street Resurfacing - Local Streets	HILLBURN DR to MAXWELL AVE	5	5	\$316,351.90
PB084187	7800 LAKE JUNE RD (Local)	Street and Transportation	Street Resurfacing - Local Streets	HILLBURN DR to ROSE GARDEN AVE	5	5	\$239,192.90
PB084179	7900 LAKE JUNE RD (Local)	Street and Transportation	Street Resurfacing - Local Streets	ROSE GARDEN AVE to PRICHARD LN	5	5	\$160,003.40
PB036306	7900 MAXWELL AVE	Street and Transportation	Street Resurfacing - Local Streets	COURTNEY ST to PRICHARD LN	5	5	\$168,369.06
PB036944	8200 JACOBIE BLVD	Street and Transportation	Street Resurfacing - Local Streets	EOP to PLEASANT DR	5	5	\$300,838.88
PB035814	8300 ELDON DR	Street and Transportation	Street Resurfacing - Local Streets	PLEASANT DR to DEL MONTE DR	5	5	\$231,477.00
PB034505	8800 BEARDEN LN	Street and Transportation	Street Resurfacing - Local Streets	DARBY DR to ETTA DR	5	5	\$82,194.64
PB037012	9300 WANDERING BROOK TRL	Street and Transportation	Street Resurfacing - Local Streets	A06906 to SUNBURST DR	5	5	\$64,407.46
PB083510	HUNNICUT ST	Street and Transportation	Street Resurfacing - Local Streets	EOP to LOVETT AVE	5	5	\$69,037.00
TR20231031	Jim Miller-Piedmont	Street and Transportation	Traffic Signals - Warranted Signals	Install a new warranted traffic signal	5	5	\$655,000.00
TR20231033	Lake June-Prichard	Street and Transportation	Traffic Signals - Warranted Signals	Install a new warranted traffic signal	5	5	\$655,000.00
PB1461	Chalk Hill Branch Bridge @ Hale	Flood Protection and Storm Drainage	Flood Management	Raise road, install bridge, FREQ. 100, DEPTH 2.2,VEL., 3.81,RATING = 8.34, analysis, design and construction	6	6	\$977,500.00
PB2460	Joes Creek Chnl Impr - Chapel Creek to Webb Chapel	Flood Protection and Storm Drainage	Flood Management	Concrete channel bottom, FREQ. 10 YR., DEPTH 3.6', Analysis, design and construction	6	6	\$1,092,500.00
FP20F04	North Davillia Drive Estates Channel Repair (3755 Clover Lane)	Flood Protection and Storm Drainage	Flood Management	Design & Const of remediations to the concreted lined channel of the North Davillia Drive Estates from Mixon to Marsh.	6	6	\$529,000.00
FP21S10	Cresthaven/Culcourt St Storm Drainage Relief	Flood Protection and Storm Drainage	Storm Drainage	Design and const. of a storm sewer conveyance system along Cresthaven and Culcourt to prevent runoff from flooding properties along Culcourt.	6	6	\$1,173,000.00
TWM000112	West Commerce Street 1607	Flood Protection and Storm Drainage	Storm Drainage	Abandon private CMP line under structure and reroute drainage to street ROW.	6	6	\$115,000.00
PKR1016041	Bachman_Lake	Park & Recreation	Agency Matches	Pedestrian bridge over NWH Northwest Highway at Bachman Lake	6	6	\$3,500,000.00
PKR1177020	Jaycee_Zaragoza	Park & Recreation	Aquatics	Community Pool End of Service Life Replacement -addition of pool building with family restrooms/shower, water fountain, IT closet , pool office/guard area, and A/C	6	6	\$4,500,000.00
PKR109808	Elm_Fork_Athletic_Complex	Park & Recreation	Athletic Field Development/ Improvement	Parking Improvements	6	6	\$500,000.00
PKR117704	Jaycee_Zaragoza	Park & Recreation	Athletic Field Development/ Improvement	Softball - renovate and/or fence the field - "field has standing water after rains. Field suffers from destructive 4-wheeler activity on a regular basis."	6	6	\$700,000.00

CBTF - Draft Bond Program

ProjectID	Name	Proposition	Category	Description	Council Per Memo	Construct 2024 Bond in Value
PKR1248022	Nash_Davis	Park & Recreation	Athletic Field Development/ Improvement	New soccer pitch	6	6 \$450,000.00
PKR1016028	Bachman_Lake	Park & Recreation	Playgrounds	Replace Playground next to Bachman Lake Pavilion	6	6 \$750,000.00
PKR116107	Helen_C_Emory	Park & Recreation	Playgrounds	Replace Vandalized Equipment	6	6 \$75,000.00
PKR1177014	Jaycee_Zaragoza	Park & Recreation	Playgrounds	Replace the existing playground with a large all-inclusive playground. (Location -1N)	6	6 \$1,000,000.00
PKR121403	Ledbetter_Eagle_Ford	Park & Recreation	Playgrounds	Replace Missing Equipment	6	6 \$150,000.00
PKR124808	Nash_Davis	Park & Recreation	Playgrounds	Playground Replacement - small all inclusive	6	6 \$300,000.00
PKR126505	Overlake	Park & Recreation	Playgrounds	Playground Replacement	6	6 \$300,000.00
PKR128307	Pointer	Park & Recreation	Playgrounds	New playground	6	6 \$300,000.00
PKR1016042	Bachman_Lake	Park & Recreation	Recreation Centers	Auditorium Renovation	6	6 \$1,500,000.00
PKR115907	Hattie_R_Moore	Park & Recreation	Recreation Centers	Anita Martinez Recreation Center - Replace HVAC	6	6 \$1,500,000.00
PKR1016031	Bachman_Lake	Park & Recreation	Renewal and Transformational Projects	New environmentally friendly parking lot for aquatics center and skate park	6	6 \$1,500,000.00
DFR060091	Fire Station #1	Public Safety Facilities	Fire Department Facilities	Replace panel boards, switchgear, automatic transfer switches. Identified in Facilities Condition Assessment.	6	6 \$52,400.00
DFR060135	Fire Station #1	Public Safety Facilities	Fire Department Facilities	Install HVAC Control (AX JACE) Quantity 1	6	6 \$16,478.49
DFR060096	Fire Station #16	Public Safety Facilities	Fire Department Facilities	Replace panel boards, switchgear, automatic transfer switches. Identified in Facilities Condition Assessment.	6	6 \$52,400.00
DFR060146	Fire Station #16	Public Safety Facilities	Fire Department Facilities	Install HVAC Control (AX JACE) Quantity 1	6	6 \$16,478.49
DFR060106	Fire Station #30	Public Safety Facilities	Fire Department Facilities	Replace panel boards, switchgear, automatic transfer switches. Identified in Facilities Condition Assessment.	6	6 \$52,400.00
DFR060155	Fire Station #30	Public Safety Facilities	Fire Department Facilities	Install HVAC Control (AX JACE) Quantity 1	6	6 \$16,478.49
DFR060158	Fire Station #36	Public Safety Facilities	Fire Department Facilities	Install HVAC Control (AX JACE) Quantity 1	6	6 \$16,478.49
DFD060015	Fire Station #43 Replacement - 2844 Lombardy Ln	Public Safety Facilities	Fire Department Facilities	Site acquisition, design and construction of a replacement station currently located at 2844 Lombardy Ln (13,000 S.F.)	6	6 \$16,768,000.00
DFR060163	Fire Station #45	Public Safety Facilities	Fire Department Facilities	Install HVAC Control (AX JACE) Quantity 1	6	6 \$16,478.49
DFR060164	Fire Station #47	Public Safety Facilities	Fire Department Facilities	Install HVAC Control (AX JACE) Quantity 1	6	6 \$16,478.49
DFR060166	Fire Station #50	Public Safety Facilities	Fire Department Facilities	Install HVAC Control (AX JACE) Quantity 1	6	6 \$16,478.49
PB073052	3024-3064 COMMUNITY DR & 3047-3079 NORWALK AVE (A02985)	Street and Transportation	Alley Reconstruction	Design and construction	6	6 \$281,519.00
PB070434	3061-3185 LOCKMOOR LN & 3026-3098 NEWCASTLE DR (A05817)	Street and Transportation	Alley Reconstruction	Design and construction	6	6 \$624,477.00
PB070435	3104-3170 NEWCASTLE DR & 3205-3271 LOCKMOOR LN (A05821)	Street and Transportation	Alley Reconstruction	Design and construction	6	6 \$464,919.00
TR20190018	Bernal Trail Project (Tumalo Trail to Norwich)	Street and Transportation	Partnership Projects - Funded	Install a trail and plant trees in the median of Bernal from Tumalo Drive and the DART transit center to Pluto, and on-street bike lanes from Pluto and Norwich and the trail east of Norwich	6	6,CW \$6,500,000.00
TP20140117	Luna Thoroughfare Expansion Design (Royal to Northwest Hwy)	Street and Transportation	Partnership Projects - Funded	Funding for design to upgrade and widen the two-lane unimproved roadway to a six-lane divided roadway [S-6-D] with sidewalks, lighting, and drainage improvements, per the Thoroughfare Plan.	6	6,CW \$2,500,000.00
TR20230112	Spur 482 - City limits to Clifford Drive	Street and Transportation	Safety/Vision Zero	Install 33 streetlights on metal poles	6	6 \$518,800.00
PB048871	2000 CLYMER ST	Street and Transportation	Street Reconstruction - Local Streets	CHIPPEWA DR to FANNIE ST	6	6 \$310,312.80
PB017714	3000 DOTHAN LN	Street and Transportation	Street Reconstruction - Local Streets	CARAWAY DR to CHANNEL DR	6	6 \$1,102,600.80
PB018369	3000 NEWCASTLE DR	Street and Transportation	Street Reconstruction - Local Streets	BROCKBANK DR to DALE CREST DR	6	6 \$2,048,119.50
PB024653	3000 STOREY LN	Street and Transportation	Street Reconstruction - Local Streets	OVERLAKE DR to BROCKBANK DR	6	6 \$1,077,566.70
PB022347	3200-3300 NEWCASTLE DR	Street and Transportation	Street Reconstruction - Local Streets	HARWICH DR to WEBB CHAPEL RD	6	6 \$1,258,582.50
PB019758	3500 POQUITA DR	Street and Transportation	Street Reconstruction - Local Streets	EL RITO DR to BOLIVAR DR	6	6 \$597,517.20
PB024428	9500 TIMBERLINE DR	Street and Transportation	Street Resurfacing - Collectors	ORADELL LN to WEBB CHAPEL EXT	6	6 \$128,814.92
PB018107	10800 BROCKBANK DR	Street and Transportation	Street Resurfacing - Local Streets	ROYAL LN to LATHAM DR	6	6 \$252,756.64
PB061174	2200 MUNCIE AVE	Street and Transportation	Street Resurfacing - Local Streets	COOMBSVILLE AVE to MEYERSVILLE AVE	6	6 \$160,247.06
PB026591	3100 KINKAID DR	Street and Transportation	Street Resurfacing - Local Streets	KINKAID DR to DALE CREST DR	6	6 \$328,778.56
PB018807	3100 NEWCASTLE DR	Street and Transportation	Street Resurfacing - Local Streets	DALE CREST DR to HARWICH DR	6	6 \$396,353.60
PB019104	3200 DARVANY DR	Street and Transportation	Street Resurfacing - Local Streets	DALE CREST DR to HARWICH DR	6	6 \$407,561.96
PB019006	3200 KINKAID DR	Street and Transportation	Street Resurfacing - Local Streets	DALE CREST DR to HARWICH DR	6	6 \$555,950.90
PB019160	3200 LOCKMOOR LN	Street and Transportation	Street Resurfacing - Local Streets	DALE CREST DR to HARWICH DR	6	6 \$412,353.94
PB019102	3300 DARVANY DR	Street and Transportation	Street Resurfacing - Local Streets	HARWICH DR to WEBB CHAPEL RD	6	6 \$361,916.32
PB019003	3300 KINKAID DR	Street and Transportation	Street Resurfacing - Local Streets	HARWICH DR to WEBB CHAPEL RD	6	6 \$351,520.16
PB021578	3400 BOGATA BLVD	Street and Transportation	Street Resurfacing - Local Streets	WEBB CHAPEL RD to PARK LN	6	6 \$303,600.36
PB019666	3500 DURANGO DR	Street and Transportation	Street Resurfacing - Local Streets	LARGA DR to EL CENTRO DR	6	6 \$331,946.14
PB019248	3500 VALLEY RIDGE RD	Street and Transportation	Street Resurfacing - Local Streets	PARK LN to ARVANA ST	6	6 \$289,955.40
PB019451	3600 GASPAR DR	Street and Transportation	Street Resurfacing - Local Streets	EL CENTRO DR to MARSH LN	6	6 \$314,321.40
PB019190	3700 VALLEY RIDGE RD	Street and Transportation	Street Resurfacing - Local Streets	MARSH LN to COPPEDGE LN	6	6 \$581,129.10
PB019820	3800 WEMDON DR	Street and Transportation	Street Resurfacing - Local Streets	MIXON DR to HAWICK LN	6	6 \$361,185.34
TR20231041	Riverfront-North of Commerce	Street and Transportation	Traffic Signals - Warranted Signals	Install a new warranted traffic signal	6	6 \$655,000.00

CBTF - Draft Bond Program

ProjectID	Name	Proposition	Category	Description	Council Per Memo	Construct 2024 Bond in Value
FP20E04	El Cerrito 2490 & Hunnicut 8181	Flood Protection and Storm Drainage	Erosion Control	Stream 5B5 - Private - Type 1, one home & existing retaining wall threatened. El Cerrito on bank and 9' deep. Hunnicut 7' from bank and 8' deep. Approx. 200 LF of gabion wall	7	7 \$805,000.00
FP21S01	Atlanta St. - South Blvd. to MLK Jr. Blvd.	Flood Protection and Storm Drainage	Storm Drainage	Design & Const. of repairs to existing storm sewer system. Install approx. four 14' inlets, 500 LF of 36" RCP, 60 LF of 24" RCP storm laterals on Atlanta St. from MLK Jr. Blvd. to South Blvd.	7	7 \$575,000.00
TWM000087	Sweetwater Dr 8845	Flood Protection and Storm Drainage	Storm Drainage	Design & Construction - 100yr upgrade to system from 8800 Blk Sweetwater to Lakeland Dr, and from Lakeland Dr to outfall at Lakeland @ Fergueson Rd.	7	7 \$2,300,000.00
PKR144401	Buckner_Forney	Park & Recreation	Multi-Departmental Shared Use Facilities	New Recreation Center at Buckner-Forney (Pending Land Acquisition)	7	7 \$9,500,000.00
PKR1226013	Martin_Luther_King_Jr.	Park & Recreation	Multi-Departmental Shared Use Facilities	City Facilities and Park- Couple with Facilities Proposition - Full Campus Renovation	7	7 \$9,500,000.00
PKR11120100	Fair_Park	Park & Recreation	Partnership Matches (Large Matches)	Improvements to African American Museum, Music Hall, Texas Discovery Gardens, Children's Aquarium, critical public safety improvements, paving and parking infrastructure improvements.	7	7 \$4,000,000.00
PKR1107011	Everglade	Park & Recreation	Playgrounds	Playground Replacement- large all-inclusive	7	7 \$750,000.00
PKR1237018	Mildred_L._Dunn	Park & Recreation	Playgrounds	Shade Structure over playground/PIP	7	7 \$150,000.00
PKR127301	Peary	Park & Recreation	Playgrounds	Playground Replacement	7	7 \$300,000.00
PKR132407	South_Central	Park & Recreation	Playgrounds	Playground Expansion	7	7 \$200,000.00
PKR1390020	William_Blair_Jr.	Park & Recreation	Playgrounds	Playground Replacement	7	7 \$300,000.00
PKR1436015	Parkdale_lake	Park & Recreation	Renewal and Transformational Projects	New trail connection from Fair Park to Parkdale Lake / Lawnview Park	7	7 \$3,000,000.00
PKR120909	Lakeland_Hills	Park & Recreation	Specialty Parks (Skate Parks, Dog Parks, Samuell Farm	Full skate park redevelopment	7	7 \$1,000,000.00
DFR060101	Fire Station #24	Public Safety Facilities	Fire Department Facilities	Roof Repairs/ Replacement and waterproofing	7	7 \$655,000.00
DFR060162	Fire Station #44	Public Safety Facilities	Fire Department Facilities	Install HVAC Control (AX JACE) Quantity 1	7	7 \$16,478.49
DFR060169	Fire Station #53	Public Safety Facilities	Fire Department Facilities	Install HVAC Control (AX JACE) Quantity 1	7	7 \$16,478.49
DFR060140	Fire Station #6	Public Safety Facilities	Fire Department Facilities	Install HVAC Control (AX JACE) Quantity 1	7	7 \$16,478.49
PB076274	1400-1420 MARTIN LUTHER KING JR BLVD & 1401-1417 PEABODY AVE (A01240)	Street and Transportation	Alley Reconstruction	Design and construction	7	7 \$140,301.00
TP20160150	Martin Luther King Jr. Complete Street (Cedar Crest to Robert B. Cullum)	Street and Transportation	Partnership Projects - Prospective	Application submitted for a federal transportation safety grant that requires a local match. Project includes protected bike lanes, safety improvements, and modifications to the Cedar Crest bridge. Will require a Thoroughfare Plan amendment	7	7,CW \$6,000,000.00
PB451248	Pennsylvania Ave - Latimer St to Meadow St	Street and Transportation	Sidewalk Master Plan		7	7 \$979,419.00
PB068403	4100 S FITZHUGH AVE (Local)	Street and Transportation	Street Reconstruction - Local Streets	LAWHON ST to LAGOW ST	7	7 \$505,358.70
PB030855	7100 ELLIOTT DR	Street and Transportation	Street Reconstruction - Local Streets	CLOVER HAVEN to FREESTONE CIR	7	7 \$1,350,465.90
PB032726	3500 LAWNVIEW AVE	Street and Transportation	Street Resurfacing - Collectors	FAIRWAY AVE to OVERLOOK DR	7	7 \$241,791.94
PB033121	3600 LAWNVIEW AVE	Street and Transportation	Street Resurfacing - Collectors	OVERLOOK DR to PARKDALE DR	7	7 \$289,792.96
PB032956	3700 LAWNVIEW AVE	Street and Transportation	Street Resurfacing - Collectors	PARKDALE DR to BELGRADE AVE	7	7 \$235,700.44
PB034790	2200 ROMINE AVE	Street and Transportation	Street Resurfacing - Local Streets	S CENTRAL SERV E to DIAMOND AVE	7	7 \$120,774.14
PB041133	2300-2400 ROMINE AVE	Street and Transportation	Street Resurfacing - Local Streets	DIAMOND AVE to CROZIER ST	7	7 \$281,589.74
PB034413	2400 ROMINE AVE	Street and Transportation	Street Resurfacing - Local Streets	CROZIER ST to LATIMER ST	7	7 \$116,388.26
PB068944	3500 S FITZHUGH AVE (Local)	Street and Transportation	Street Resurfacing - Local Streets	2ND AVE to CROSS ST	7	7 \$397,978.00
PB068406	3800 S FITZHUGH AVE (Local)	Street and Transportation	Street Resurfacing - Local Streets	CROSS ST to LAWHON ST	7	7 \$381,977.66
PB032107	5800 LAWNVIEW ACRD W	Street and Transportation	Street Resurfacing - Local Streets	MILITARY PKWY to LAWNVIEW AVE	7	7 \$124,916.36
TR20231003	2nd-Pine	Street and Transportation	Traffic Signals - Warranted Signals	Install a new warranted traffic signal	7	7 \$655,000.00
PB075476	2508-2532 WARREN AVE & 2505-2529 LENWAY ST (A01307)	Street and Transportation	Unimproved Alley Construction	Design and construction	7	7 \$207,700.50
PB075571	3401-3413 WENDELKIN ST & 3408-3412 JULIUS SCHEPPS FWY (A01210)	Street and Transportation	Unimproved Alley Construction	Design and construction	7	7 \$95,826.50
PB075576	3501-3519 WENDELKIN ST & 3504-3520 COLONIAL AVE (A01337)	Street and Transportation	Unimproved Alley Construction	Design and construction	7	7 \$204,032.50
PB075479	3600-3636 WENDELKIN ST & 3609-3639 S CENTRAL EXPY (A01339)	Street and Transportation	Unimproved Alley Construction	Design and construction	7	7 \$258,594.00
PB075620	3706-3718 WENDELKIN ST & 3711-3721 S CENTRAL EXPY (A01340)	Street and Transportation	Unimproved Alley Construction	Design and construction	7	7 \$132,048.00
PB070846	4101-4113 COLONIAL AVE & 1635-1643 PINE ST (A01363)	Street and Transportation	Unimproved Alley Construction	Design and construction	7	7 \$167,352.50
PB075713	4315-4323 COLONIAL AVE & 1637 STONEMAN ST (A01359)	Street and Transportation	Unimproved Alley Construction	Design and construction	7	7 \$83,905.50
PB076393	4407-4423 COLONIAL AVE & 1634-1638 STONEMAN ST (A01357)	Street and Transportation	Unimproved Alley Construction	Design and construction	7	7 \$168,269.50
PB074923	4502-4518 ROBERTS AVE & 4503-4519 BRADSHAW ST (A01316)	Street and Transportation	Unimproved Alley Construction	Design and construction	7	7 \$136,633.00
PB075718	4506-4522 COLONIAL AVE & 1710-1716 MARBURG ST (A01350)	Street and Transportation	Unimproved Alley Construction	Design and construction	7	7 \$166,894.00
PB035109	1500 ROMINE AVE	Street and Transportation	Unimproved Street Construction	JULIUS SCHEPPS SERV E to SPENCE ST	7	7 \$392,017.50

CBTF - Draft Bond Program

ProjectID	Name	Proposition	Category	Description	Council Per Memo	Construct 2024 Bond in Value
PB035039	1600 ROMINE AVE	Street and Transportation	Unimproved Street Construction	SPENCE ST to COLONIAL AVE	7	7 \$331,757.50
PB067273	2800 PEARY AVE	Street and Transportation	Unimproved Street Construction	S MALCOLM X BLVD to PEARY AVE	7	7 \$859,687.50
	Target Area : UNT Dallas, to include Housing	Economic Development	Gap Funding	Target Area : UNT Dallas, to include Housing	8	8 \$20,000,000.00
PB172773	Glencairn 460	Flood Protection and Storm Drainage	Erosion Control	Herring Branch - Private - 70 LF gabion wall, 15' height, Type I, house threatened, difficult access	8	8 \$281,750.00
PB3912	Wixom Lane 835	Flood Protection and Storm Drainage	Erosion Control	Prairie Creek Branch - Private - Type I, 1 home threatened - design and construction. Approx. 50 LF.	8	8 \$201,250.00
				Comprehensive floodplain management study with updated flood mapping and recommendations for improvements		
PB174266	Hickory Creek Floodplain Management Study	Flood Protection and Storm Drainage	Flood Management		8	8 \$253,000.00
PB2432	Jan Creek Culvert @ Wheatland	Flood Protection and Storm Drainage	Flood Management	Add culvert, raise road, FREQ. 100 YR., DEPTH 1.3, design and construction	8	8 \$1,035,000.00
FP19F1	Oak Haven Lane 8602	Flood Protection and Storm Drainage	Flood Management	Design & Const - Replace existing culvert crossing that is continually subject to blockage potentially causing road to flood.	8	8 \$207,000.00
PB3482	Sheppard Branch Culvert Improvement @ Langdon	Flood Protection and Storm Drainage	Flood Management	Add culvert, FREQ. 100 YR., DEPTH .1, design and construction	8	8 \$471,500.00
FP20S06	1627 Greenlawn Drainage Relief Analysis	Flood Protection and Storm Drainage	Storm Drainage	Neighborhood with unimproved street drained by a earthen ditch. Evaluate to determine if drainage improvements are necessary. If needed, design and construction.	8	8 \$264,500.00
FP23S02	5827 Bluffman Storm Drainage Relief	Flood Protection and Storm Drainage	Storm Drainage	Storm drainage relief at 5827 Bluffman. Analysis, Design, and construction. Current system approx. 5-yr	8	8 \$402,500.00
PB2154	Glencairn 216	Flood Protection and Storm Drainage	Storm Drainage	One home floods - inadequate drainage system at low point in street	8	8 \$327,750.00
PKR1351027	Tommie_M._Allen	Park & Recreation	Aquatics	Community Pool End of Service Life Replacement -addition of pool building with family restrooms/shower, water fountain, IT closet , pool office/guard area, and A/C	8	8 \$4,500,000.00
PKR138102	Wheatland	Park & Recreation	Athletic Field Development/ Improvement	Develop football complex - new. Include parking, lighting, pavilion, and restrooms	8	8 \$1,000,000.00
PKR101007	Arden_Terrace	Park & Recreation	Playgrounds	Playground Replacement	8	8 \$300,000.00
PKR129304	Reverchon	Park & Recreation	Recreation Centers	Interior Upgrades, MEP, Fire Protection	8	2 \$1,296,000.00
PKR135105	Tommie_M._Allen	Park & Recreation	Recreation Centers	Interior Upgrades, MEP, Fire Protection	8	8 \$862,000.00
PKR1200011	Kleberg	Park & Recreation	Renewal and Transformational Projects	A loop trail, pavilion, and park amenities	8	8 \$1,500,000.00
DFR060102	Fire Station #25	Public Safety Facilities	Fire Department Facilities	Replace panel boards, switchgear, automatic transfer switches. Identified in Facilities Condition Assessment.	8	8 \$52,400.00
DFR060170	Fire Station #54	Public Safety Facilities	Fire Department Facilities	Install HVAC Control (AX JACE) Quantity 1	8	8 \$16,478.49
PB078784	3412-3550 FROSTY TRL & 3411-3535 PEBBLESHORES DR (A09940)	Street and Transportation	Alley Reconstruction	Design and construction	8	8 \$790,454.00
PB080532	3710-3770 STAGECOACH TRL & 3705-3735 MCLARTY LN (A09954)	Street and Transportation	Alley Reconstruction	Design and construction	8	8 \$193,028.50
TR20230105	S Central Expy - Great Trinity Forest Way to LBJ Freeway (IH-20)	Street and Transportation	Safety/Vision Zero	Install 128 streetlights on metal poles	8	8 \$2,012,200.00
PB038278	500 LONGBRANCH LN	Street and Transportation	Street Reconstruction - Local Streets	KOMALTY DR to LONGBRANCH LN	8	8 \$885,271.80
PB038218	7200 GAYGLEN DR	Street and Transportation	Street Reconstruction - Local Streets	GAYGLEN DR to SCHEPPS PKWY	8	8 \$754,599.30
PB066999	10200-10300 TEAGARDEN RD	Street and Transportation	Street Resurfacing - Collectors	EDUCATION WAY to HAYMARKET RD	8	8 \$573,656.86
PB038359	14000-14100 LASATER RD	Street and Transportation	Street Resurfacing - Collectors	W LAWSON RD to LAWSON RIDGE MHP	8	8 \$480,335.08
PB039221	14500-14600 LASATER RD	Street and Transportation	Street Resurfacing - Collectors	JONES AVE to MOBILE HOME VILLA MHP	8	8 \$353,550.66
PB039421	14700-14800 LASATER RD	Street and Transportation	Street Resurfacing - Collectors	MOBILE HOME VILLA MHP to BROOKSIDE VILLAGE MHP	8	8 \$406,343.66
PB064605	2800-2900 EDD RD	Street and Transportation	Street Resurfacing - Collectors	PINE VALLEY DR to WEAVER ST	8	8 \$315,377.26
PB041433	3100-3600 JORDAN VALLEY RD	Street and Transportation	Street Resurfacing - Collectors	JORDAN VALLEY RD to PALOMINO RD	8	8 \$1,319,825.00
PB057529	800 BECKLEYMEADE AVE	Street and Transportation	Street Resurfacing - Collectors	METZ AVE to WHITEHALL LN	8	8 \$140,591.82
PB039453	800 EDD RD	Street and Transportation	Street Resurfacing - Collectors	SEAGOVILLE RD to SPICEWOOD DR	8	8 \$124,022.94
PB037003	100-200 KONAWA DR	Street and Transportation	Street Resurfacing - Local Streets	OLUSTA DR to A06719	8	8 \$62,376.96
PB056527	1300-1500 WASCO LN	Street and Transportation	Street Resurfacing - Local Streets	KILLOUGH BLVD to EOP	8	8 \$345,185.00
PB039578	3200 LITTLE RIVER DR	Street and Transportation	Street Resurfacing - Local Streets	LEANING OAKS ST to CINNAMON OAKS DR	8	8 \$268,350.88
PB043906	3400-3500 PACESETTER DR	Street and Transportation	Street Resurfacing - Local Streets	HIDDEN TRAIL DR to STRAWBERRY TRL	8	8 \$615,891.26
PB040637	3600 PINEBROOK DR	Street and Transportation	Street Resurfacing - Local Streets	STRAWBERRY TRL to STRAWBERRY TRL	8	8 \$126,784.42
PB066000	3600-3800 PACESETTER DR	Street and Transportation	Street Resurfacing - Local Streets	STRAWBERRY TRL to BONNIE VIEW RD	8	8 \$469,938.92
PB044966	3900 LOVINGOOD DR	Street and Transportation	Street Resurfacing - Local Streets	MORNINGVIEW DR to BISHOP COLLEGE DR	8	8 \$268,756.98
PB040585	3900 TEXAS COLLEGE DR	Street and Transportation	Street Resurfacing - Local Streets	MEMORY LANE BLVD to WILSHIRE BLVD	8	8 \$360,373.14
PB038245	400 REALOAKS DR	Street and Transportation	Street Resurfacing - Local Streets	BURROAKS DR to A10927	8	8 \$93,565.44
PB040650	4000 TEXAS COLLEGE DR	Street and Transportation	Street Resurfacing - Local Streets	WILSHIRE BLVD to LELAND COLLEGE DR	8	8 \$374,749.08
PB040797	4100 STAGECOACH TRL	Street and Transportation	Street Resurfacing - Local Streets	STAGECOACH CIR to BONNIE VIEW RD	8	8 \$198,339.24
PB039562	4200 ROBERTSON DR	Street and Transportation	Street Resurfacing - Local Streets	CROSSWOOD LN to J J LEMMON RD	8	8 \$371,987.60
PB040476	4200 RUST COLLEGE DR	Street and Transportation	Street Resurfacing - Local Streets	TEXAS COLLEGE DR to J J LEMMON RD	8	8 \$327,966.36
PB040399	6300 TEAGUE DR	Street and Transportation	Street Resurfacing - Local Streets	LYOLA ST to WILMA ST	8	8 \$165,039.04
PB040850	6500 GENTLE RIVER DR	Street and Transportation	Street Resurfacing - Local Streets	MOONHILL DR to TIOGA ST	8	8 \$342,017.42
PB040861	6700 WILD HONEY DR	Street and Transportation	Street Resurfacing - Local Streets	SOFT WIND DR to STAGECOACH TRL	8	8 \$74,722.40

CBTF - Draft Bond Program

ProjectID	Name	Proposition	Category	Description	Council Per Memo	Construct 2024 Bond in Value
PB040558	6800 WILD HONEY DR	Street and Transportation	Street Resurfacing - Local Streets	STAGECOACH TRL to A09951	8	\$96,083.26
PB058462	7200 CHAUCER PL	Street and Transportation	Street Resurfacing - Local Streets	ST GEORGE DR to BRONCO DR	8	\$166,663.44
PB056492	7500 PARTRIDGE DR	Street and Transportation	Street Resurfacing - Local Streets	ARBORCREST DR to LONGRIDGE DR	8	\$125,566.12
PB056735	7700 LOS ALAMITOS DR	Street and Transportation	Street Resurfacing - Local Streets	DR KD WESLEY WAY to EOP	8	\$331,946.14
PB038148	8200 BURROAKS DR	Street and Transportation	Street Resurfacing - Local Streets	REALOAKS DR to DOWDY FERRY RD	8	\$210,765.90
PB040041	8300-8400 PLAINVIEW DR	Street and Transportation	Street Resurfacing - Local Streets	DOWDY FERRY RD to EOP	8	\$358,829.96
PB061992	8900-9100 BLUECREST DR	Street and Transportation	Street Resurfacing - Local Streets	BECKLEYMEADE AVE to SPRINGFIELD AVE	8	\$435,339.20
PB061995	9200-9400 BLUECREST DR	Street and Transportation	Street Resurfacing - Local Streets	SPRINGFIELD AVE to W DANIELDALE RD	8	\$462,223.02
TR20231005	Beckleymeade-Polk	Street and Transportation	Traffic Signals - Warranted Signals	Install a new warranted traffic signal	8	\$655,000.00
TR20231007	Belt Line-Lawson	Street and Transportation	Traffic Signals - Warranted Signals	Install a new warranted traffic signal	8	\$655,000.00
TR20231011	Chrysalis-Wheatland	Street and Transportation	Traffic Signals - Warranted Signals	Install a new warranted traffic signal	8	\$655,000.00
TR20231020	Greenspan-Wheatland	Street and Transportation	Traffic Signals - Warranted Signals	Install a new warranted traffic signal	8	\$655,000.00
TR20231034	Lasater-Lawson	Street and Transportation	Traffic Signals - Warranted Signals	Install a new warranted traffic signal	8	\$655,000.00
PB066151	200 BECKLEY HILLS DR	Street and Transportation	Unimproved Street Construction	BECKLEY HILLS DR to EOP	8	\$646,812.50
PB4850	Sunland 11835	Flood Protection and Storm Drainage	Erosion Control	Lippitt Branch - Private - Home threatened, Type I; 80 LF of 10' gabion wall	9	\$322,000.00
FP23F02	Reinhart Branch Flood Management Study Update	Flood Protection and Storm Drainage	Flood Management	Floodplain Management study of Reinhart Branch to determine potential capital projects to address flooding, drainage, and erosion.	9	\$230,000.00
FP22S11	Sanford Ave Relief System (Little Forest Hill) Phase 2	Flood Protection and Storm Drainage	Storm Drainage	Continuation of the Sanford Ave Relief System project. 100-year drainage improvements from Sanford Ave @ Daytonia to Tavaros @ Forest Hills Blvd.	9	\$2,300,000.00
PKR10830100	Dallas_Arboretum	Park & Recreation	Partnership Matches (Large Matches)	Upgrades to main entrance, ticket booths, Rosine Hall, Terrace Restaurant, Sewell Board Room, gift store, admin offices and staff break room, restrooms, information booth, and loading dock.	9	\$4,000,000.00
PKR102205	Bel_Aire	Park & Recreation	Playgrounds	Replace aging playground equipment	9	\$200,000.00
PKR105305	Casa_View	Park & Recreation	Playgrounds	Replace aging playground equipment	9	\$200,000.00
PKR107206	Cotillion	Park & Recreation	Playgrounds	Playground Replacement	9	\$300,000.00
PKR13870121	White_Rock_Lake	Park & Recreation	Playgrounds	Playground Replacement; 01-Plgrd-WRL Park 2-Winsted	9	\$300,000.00
PKR138503	White_Rock_Lake_Trail	Park & Recreation	Trail Improvements	Trail Segment Location on the south end of White Rock Lake Along Garland Road is being affected by erosion at the shoreline and in imminent danger of failing if not addressed.	9	\$3,000,000.00
DFR060156	Fire Station #31	Public Safety Facilities	Fire Department Facilities	Install HVAC Control (AX JACE) Quantity 1	9	\$16,478.49
DFR060110	Fire Station #39	Public Safety Facilities	Fire Department Facilities	Replace panel boards, switchgear, automatic transfer switches. Identified in Facilities Condition Assessment.	9	\$52,400.00
DFR060160	Fire Station #39	Public Safety Facilities	Fire Department Facilities	Install HVAC Control (AX JACE) Quantity 1	9	\$16,478.49
DFR060171	Fire Station #55	Public Safety Facilities	Fire Department Facilities	Install HVAC Control (AX JACE) Quantity 1	9	\$16,478.49
PB448851	10007-10211 LAKE GARDENS DR & 992-998 N RUSTIC CIR (A04131)	Street and Transportation	Alley Reconstruction	Alley Petitions	9	\$421,400.00
PB073113	2011-2223 SAN FRANCISCO DR & 2006-2218 EL CAPITAN DR (A07879)	Street and Transportation	Alley Reconstruction	Design and construction	9	\$505,267.00
PB073182	2305-2829 BARNES BRIDGE RD & 2306-2828 TOLOSA DR (A11454)	Street and Transportation	Alley Reconstruction	Design and construction	9	\$968,352.00
PB070497	2305-2829 TOLOSA DR & 2306-2828 HOUSLEY DR (A07889)	Street and Transportation	Alley Reconstruction	Design and construction	9	\$971,103.00
PB073262	2811-2837 ENCINO DR & 2810-2836 QUANAH ST (A07872)	Street and Transportation	Alley Reconstruction	Design and construction	9	\$194,404.00
PB080384	7006-7066 WHITEHILL ST & 7005-7065 TOWN NORTH DR (A03463)	Street and Transportation	Alley Reconstruction	Design and construction	9	\$386,057.00
PB008329	10800 ESTACADO DR	Street and Transportation	Street Reconstruction - Local Streets	FAROLA DR to MONTERREY AVE	9	\$1,192,008.00
PB008066	6000 MILTON ST	Street and Transportation	Street Reconstruction - Local Streets	AMESBURY DR to BIRCHBROOK DR	9	\$1,938,080.00
PB007269	11800 LOCHWOOD BLVD	Street and Transportation	Street Resurfacing - Collectors	LIPPITT AVE to COLBERT WAY	9	\$470,183.00
PB063325	2100 WINSTED DR	Street and Transportation	Street Resurfacing - Collectors	GARLAND RD to WINSTED DR	9	\$434,121.00
PB008834	10300 LOSA DR	Street and Transportation	Street Resurfacing - Local Streets	FULLER DR to CASA VALE DR	9	\$267,539.00
PB008648	10600 E ZACHA DR	Street and Transportation	Street Resurfacing - Local Streets	GUS THOMASSON RD to CENTERVILLE RD	9	\$347,053.00
PB008196	11000 PEPPERIDGE CIR	Street and Transportation	Street Resurfacing - Local Streets	EOP to BARNES BRIDGE RD	9	\$184,613.00
PB007088	11900 VALLEY SPRING DR	Street and Transportation	Street Resurfacing - Local Streets	MEADOW SPRING LN to LOCHSPRING DR	9	\$454,345.00
PB006946	12100 VALLEY SPRING DR	Street and Transportation	Street Resurfacing - Local Streets	YORKSPRING DR to CARISSA DR	9	\$138,805.00
PB008332	1800 FAROLA DR	Street and Transportation	Street Resurfacing - Local Streets	CASTOLON DR to DESDEMONA DR	9	\$124,023.00
PB008331	1900 FAROLA DR	Street and Transportation	Street Resurfacing - Local Streets	DESDEMONA DR to ESTACADO DR	9	\$149,607.00
PB008132	2000 MONTALBA AVE	Street and Transportation	Street Resurfacing - Local Streets	FAROLA DR to GALENA ST	9	\$125,160.00
PB008312	2100 MONTALBA AVE	Street and Transportation	Street Resurfacing - Local Streets	GALENA ST to ITASCA DR	9	\$313,997.00
PB008013	2400 RUIDOSA AVE	Street and Transportation	Street Resurfacing - Local Streets	STALLCUP DR to MYRTICE DR	9	\$125,972.00
PB007650	2500 TISINGER AVE	Street and Transportation	Street Resurfacing - Local Streets	MYRTICE DR to TASCOSA ST	9	\$125,566.00
PB008197	2600 RUIDOSA AVE	Street and Transportation	Street Resurfacing - Local Streets	TASCOSA ST to ULLOA LN	9	\$124,754.00
PB008107	2700 RUIDOSA AVE	Street and Transportation	Street Resurfacing - Local Streets	ULLOA LN to VISALIA DR	9	\$116,388.00

CBTF - Draft Bond Program

ProjectID	Name	Proposition	Category	Description	Council Per Memo	Construct 2024 Bond in Value
PB008226	2800 RUIDOSA AVE	Street and Transportation	Street Resurfacing - Local Streets	VISALIA DR to SHILOH RD	9	\$260,797.00
PB008963	4200 CAMDEN AVE	Street and Transportation	Street Resurfacing - Local Streets	E MOCKINGBIRD LN to RAVENDALE LN	9	\$253,569.00
PB008530	4300 CAMDEN AVE	Street and Transportation	Street Resurfacing - Local Streets	RAVENDALE LN to WOODCREST LN	9	\$259,579.00
PB007308	6500 CHICORY CT	Street and Transportation	Street Resurfacing - Local Streets	E LOVERS LN to EOP	9	\$128,652.00
PB006743	6500 LARMANDA ST	Street and Transportation	Street Resurfacing - Local Streets	ABRAMS RD to SKILLMAN ST	9	\$363,297.00
TR20231004	Andover-Ferguson	Street and Transportation	Traffic Signals - Warranted Signals	Install a new warranted traffic signal	9	\$655,000.00
TR20231036	Matilda-University	Street and Transportation	Traffic Signals - Warranted Signals	Install a new warranted traffic signal	9	\$655,000.00
TR20231042	Worcola-University Crossing Trail	Street and Transportation	Traffic Signals - Warranted Signals	Install a new warranted traffic signal	9	\$655,000.00
PB008368	6400 Trammel Dr	Street and Transportation	Unimproved Street Construction	ABRAMS RD to KELMAN ST	9	\$1,458,685.00
PB026789	6500 Trammel Dr	Street and Transportation	Unimproved Street Construction	KELMAN ST to 6600 TRAMMEL DR	9	\$1,224,195.00
FP21E02	Audelia Rd 11655 (Building 8 to 10)	Flood Protection and Storm Drainage	Erosion Control	Jackson Branch - Private, Type 1, three structures threatened. Approximately 370 LF of gabion wall. - Design & Construction	10	\$1,489,250.00
FP21S09	10101 Royal Highlands Drainage Improvements	Flood Protection and Storm Drainage	Storm Drainage	Installation of storm sewer and inlets to provide drainage relief to 10101 Royal Highlands	10	\$115,000.00
FP21S11	9728 Springtree Storm Drainage Relief	Flood Protection and Storm Drainage	Storm Drainage	Design & Const. Alley drainage bypassing and flooding property a 9728 Springtree. Propose 21" rcp and inlet to capture runoff.	10	\$471,500.00
PB174374	Fairglen Dr 8928	Flood Protection and Storm Drainage	Storm Drainage	~200 LF 21" pipe, 1-10' inlet, to relieve street flooding	10	\$132,250.00
PB174100	Kingsley Creek Circle 9129	Flood Protection and Storm Drainage	Storm Drainage	1 house and street floods due to lack of system capacity, add 10' inlet and lateral/culvert pipe	10	\$172,500.00
PB2644	Langdale 8622	Flood Protection and Storm Drainage	Storm Drainage	One house floods, design and construction	10	\$517,500.00
PKR701003	District_10	Park & Recreation	Multi-Departmental Shared Use Facilities	DWU/PKR Multi-Use Facility - Pickleball Courts- 12000 Greenville Ave.	10	\$1,300,000.00
PKR128904	R.P._Brooks	Park & Recreation	Pedestrian Bridge Replacements	Steel through truss and timber deck. 84'-0"L x 10'-0"W;	10	\$750,000.00
PKR126409	Orbiter	Park & Recreation	Playgrounds	Playground, New	10	\$300,000.00
PKR141104	Forest_/Audelia	Park & Recreation	Renewal and Transformational Projects	Phase II - Remodel Second Floor Walnut Hill (Lake Highlands Trail Connection) to NW Hwy – Reconstruct and expand to 12 ft width include roadway underpasses	10	\$15,000,000.00
PKR138304	White_Rock_Creek_Trail	Park & Recreation	Trail Improvements	with erosion control with new bridges	10	\$7,000,000.00
DFR060154	Fire Station #29	Public Safety Facilities	Fire Department Facilities	Install HVAC Control (AX JACE) Quantity 1	10	\$16,478.49
DFR060173	Fire Station #57	Public Safety Facilities	Fire Department Facilities	Install HVAC Control (AX JACE) Quantity 1	10	\$16,478.49
PB072197	10505-10647 MAPLERIDGE DR & 10506-10642 ESTATE LN (A08436)	Street and Transportation	Alley Reconstruction	Design and construction	10	\$591,923.50
PB071259	8606-8838 FOREST GREEN DR & 8603-8833 SKYLINE DR (A03399)	Street and Transportation	Alley Reconstruction	Design and construction	10	\$615,765.50
PB072676	8804-8884 LARCHWOOD DR & 8805-8871 LIPTONSHIRE DR (A08493)	Street and Transportation	Alley Reconstruction	Design and construction	10	\$535,069.50
PB071268	9005-9043 WINDY CREST DR & 9150-9170 FOREST LN (A03529)	Street and Transportation	Alley Reconstruction	Design and construction	10	\$425,029.50
PB451249	Forest Ln - Audelia Rd to Skillman St	Street and Transportation	Sidewalk Master Plan		10	\$1,269,924.00
PB003575	9100-9200 MARKVILLE DR	Street and Transportation	Street Resurfacing - Collectors	GREENVILLE AVE to BRIARFOREST DR	10	\$539,625.68
PB005751	10700 EDEN ROC DR	Street and Transportation	Street Resurfacing - Local Streets	EOP to MEDITERRANEAN DR	10	\$165,688.80
PB012017	11800-12000 LEISURE DR	Street and Transportation	Street Resurfacing - Local Streets	FOREST LN to LEISURE WAY	10	\$690,694.88
PB003343	12300 CREEKSPAN DR	Street and Transportation	Street Resurfacing - Local Streets	CANDLEBROOK DR to SHADOW WAY	10	\$315,539.70
PB004409	8600 CLUB MEADOWS DR	Street and Transportation	Street Resurfacing - Local Streets	MOSS FARM LN to LOMA VISTA DR	10	\$121,180.24
PB004449	8700 CLUB MEADOWS DR	Street and Transportation	Street Resurfacing - Local Streets	LOMA VISTA DR to RAEFORD DR	10	\$126,378.32
PB028056	9000-9100 Stone Creek Place	Street and Transportation	Street Resurfacing - Local Streets	GREENVILLE AVE to STONE CREEK PL	10	\$705,883.02
PB004285	9100 BRANCH HOLLOW DR	Street and Transportation	Street Resurfacing - Local Streets	SPRING HOLLOW DR to WHITEHURST DR	10	\$253,974.94
PB005963	9100 BRYSON DR	Street and Transportation	Street Resurfacing - Local Streets	MCCREE RD to GIDDINGS CIR	10	\$144,815.26
PB003063	9200 FLICKERING SHADOW DR	Street and Transportation	Street Resurfacing - Local Streets	SMOKEFEATHER LN to ABRAMS RD	10	\$456,293.96
PB004522	9600 GLENACRE	Street and Transportation	Street Resurfacing - Local Streets	EOP to OAK STREAM	10	\$166,094.90
PB004041	9600 MILLRIDGE CIR	Street and Transportation	Street Resurfacing - Local Streets	EOP to MILLRIDGE DR	10	\$120,611.70
PB003585	9700 BASELINE DR	Street and Transportation	Street Resurfacing - Local Streets	WIGHTMAN PL to CENTER COURT DR	10	\$102,418.42
PB003822	9700-9800 SUMMERWOOD CIR	Street and Transportation	Street Resurfacing - Local Streets	A10092 to SPRINGTREE LN	10	\$348,839.90
PB003559	9800 MATCHPOINT PL	Street and Transportation	Street Resurfacing - Local Streets	CENTER COURT DR to EOP	10	\$168,206.62
TR20231016	Ferris Branch-Whitehurst	Street and Transportation	Traffic Signals - Warranted Signals	Install a new warranted traffic signal	10	\$655,000.00
TR20231022	Greenville-Stults	Street and Transportation	Traffic Signals - Warranted Signals	Install a new warranted traffic signal	10	\$655,000.00
TR20231037	McCree-Plano	Street and Transportation	Traffic Signals - Warranted Signals	Install a new warranted traffic signal	10	\$655,000.00
	Target Area: International District, to include Housing	Economic Development	Gap Funding	Target Area: International District, to include Housing	11	\$20,000,000.00
FP23E02	Hillcrest Rd 13059	Flood Protection and Storm Drainage	Erosion Control	White Rock Creek - Address erosion threatening upstream/downstream & areas under the bridge not covered by PB140864. Not for bridge repair. Approx. 220 LF of erosion protection.	11	\$885,500.00
FP22F04	13033 & 13032 Copenhill Rd Culvert Improvements	Flood Protection and Storm Drainage	Flood Management	Replace culvert crossing to prevent overtopping of roadway. Possible channel improvements along 13033 and 13032 Copenhill Rd.	11	\$224,250.00

CBTF - Draft Bond Program

ProjectID	Name	Proposition	Category	Description	Council Per Memo	Construct 2024 Bond in Value
FP23S01	6750 Willow Storm Drainage Relief	Flood Protection and Storm Drainage	Storm Drainage	Storm Drainage relief at 6750 Willow lane. Existing drainage ditch replaced with curbed sidewalk that doesn't have enough capacity to contain runoff. Reestablish capacity and upsize portion of drainage system. Current system approx. 10-year	11	11 \$632,500.00
PB174376	Spring Grove 13300 Block	Flood Protection and Storm Drainage	Storm Drainage	Upgrade drainage system in the area of 13330 Spring Grove Ave to provide flooding relief during the 100-year. Refer to the 2021 AZB Report.	11	11 \$1,725,000.00
PKR107304	Cottonwood	Park & Recreation	Playgrounds	Playground Replacement	11	11 \$300,000.00
PKR119903	Kiowa_Parkway	Park & Recreation	Playgrounds	Playground Replacement	11	11 \$300,000.00
PKR126802	Pagewood	Park & Recreation	Playgrounds	Pagewood Park - North End Playground	11	11 \$300,000.00
PKR142001	Dallas_International_District	Park & Recreation	Renewal and Transformational Projects	Land Acquisition	11	11 \$20,000,000.00
DFR060172	Fire Station #56	Public Safety Facilities	Fire Department Facilities	Install HVAC Control (AX JACE) Quantity 1	11	11 \$16,478.49
PB003777	6500 FOREST CREEK DR	Street and Transportation	Street Reconstruction - Local Streets	FOREST CREEK PL to HIGH FOREST DR	11	11 \$677,296.20
PB002537	7900 GREENHOLLOW LN	Street and Transportation	Street Reconstruction - Local Streets	FAR HILLS LN to COIT RD	11	11 \$1,052,532.60
PB002655	Peyton Drive from Meandering Way to Spring Valley Road	Street and Transportation	Street Reconstruction - Local Streets	Design and construction	11	11 \$3,407,663.70
PB004710	10800 STONE CANYON PL	Street and Transportation	Street Resurfacing - Local Streets	STONE CANYON RD to EOP	11	11 \$125,241.24
PB002672	13600 PEYTON DR	Street and Transportation	Street Resurfacing - Local Streets	TEAKWOOD DR to MEANDERING WAY	11	11 \$427,460.86
PB002701	13600 ROLLING HILLS LN	Street and Transportation	Street Resurfacing - Local Streets	KNOLLWOOD DR to CARILLON DR	11	11 \$367,520.50
PB002652	13700 SPRUCEWOOD DR	Street and Transportation	Street Resurfacing - Local Streets	MEANDERING WAY to ELMRIDGE DR	11	11 \$354,768.96
PB024940	13700 WILLOW BEND RD	Street and Transportation	Street Resurfacing - Local Streets	A11745 to ROLLING HILLS LN	11	11 \$61,564.76
PB002656	13800 PEYTON DR	Street and Transportation	Street Resurfacing - Local Streets	KNOLLWOOD DR to CARILLON DR	11	11 \$341,124.00
PB002603	14000 BROOKCREST DR	Street and Transportation	Street Resurfacing - Local Streets	BROOKRIDGE DR to SPRING VALLEY RD	11	11 \$481,959.48
PB002484	14100 VALLEY CREEK DR	Street and Transportation	Street Resurfacing - Local Streets	SPRING VALLEY RD to OAKBLUFF DR	11	11 \$385,957.44
PB002486	7200 OAKBLUFF DR	Street and Transportation	Street Resurfacing - Local Streets	MEADOWCREEK DR to MEANDERING WAY	11	11 \$318,382.40
PB002444	7700 MAPLECREST DR	Street and Transportation	Street Resurfacing - Local Streets	EDGECREST DR to EOP	11	11 \$187,293.32
TR20231006	Belt Line-Berry	Street and Transportation	Traffic Signals - Warranted Signals	Install a new warranted traffic signal	11	11 \$655,000.00
TR20231029	James Temple-Noel	Street and Transportation	Traffic Signals - Warranted Signals	Install a new warranted traffic signal	11	11 \$655,000.00
FP19E3	Davenport Road 17911	Flood Protection and Storm Drainage	Erosion Control	Stream 5B13 - Private - Type 1, 1 house threatened, ~23' from bank, ~19' deep, ~120' of gabion	12	12 \$483,000.00
FP20E07	Forston Ave 18503	Flood Protection and Storm Drainage	Erosion Control	McKamy Branch - Private - Type 1, one home threatened, approx. 6' from bank and 9' deep. Approx. 45 LF of gabion wall	12	12 \$181,125.00
FP21E14	Nutwood Cir. 6402	Flood Protection and Storm Drainage	Erosion Control	McKamy Branch - Private - Type 1, one home threatened, approx. XX' from bank and XX' deep. Approx. 50 LF of erosion control	12	12 \$201,250.00
TWM000084	Calm Meadow Drainage Rehabilitation	Flood Protection and Storm Drainage	Storm Drainage	Design & Construction - Uncontrolled drainage of private pond due to slipped joints in existing public drainage system. Remove & replace existing public system in private pond.	12	12 \$310,500.00
PKR101802	Barry_H._Barker	Park & Recreation	Playgrounds	Playground Replacement	12	12 \$300,000.00
PKR102503	Bent_Tree_Meadow	Park & Recreation	Playgrounds	Playground Replacement	12	12 \$300,000.00
PKR1050012	Campbell_Green	Park & Recreation	Playgrounds	Playground Replacement - Large All Inclusive	12	12 \$750,000.00
PKR113102	Frankford	Park & Recreation	Playgrounds	Playground Replacement	12	12 \$300,000.00
PKR134706	Timberglen	Park & Recreation	Playgrounds	Playground Replacement	12	12 \$300,000.00
PKR1050018	Campbell_Green	Park & Recreation	Recreation Centers	Replacement/Major Renovation, No natatorium	12	12 \$7,000,000.00
PKR105001	Campbell_Green	Park & Recreation	Recreation Centers	Interior Upgrades, MEP, Fire Protection, Communication, Security	12	12 \$1,564,000.00
PKR129902	Rosemeade	Park & Recreation	Renewal and Transformational Projects	Phase I - Site Development	12	12 \$4,750,000.00
PKR140802	Cottonbelt_Trail	Park & Recreation	Trail Improvements	Trailhead development	12	12 \$1,000,000.00
TR20231024	Haverwood-Pear Ridge	Street and Transportation	Traffic Signals - Warranted Signals	Install a new warranted traffic signal	12	12 \$655,000.00
TR20231025	Hillcrest-Timberglen Trail	Street and Transportation	Traffic Signals - Warranted Signals	Install a new warranted traffic signal	12	12 \$655,000.00
PB014801	17800 WINDPIPER DR	Street and Transportation	Unimproved Street Construction	CREEK BEND RD to FRANKFORD RD	12	12 \$687,750.00
PB015014	6500 GOLD DUST TRL	Street and Transportation	Unimproved Street Construction	Reconstruct with drainage with curb and gutter.	12	12 \$397,585.00
PB010707	6600-6700 SHELL FLOWER LN	Street and Transportation	Unimproved Street Construction	STANWORTH DR to HILLCREST RD	12	12 \$1,738,697.50
PB001539	6700 STARBUCK DR	Street and Transportation	Unimproved Street Construction	LEVELLAND RD to STANWORTH DR	12	12 \$1,030,970.00
PB001420	CREEK BEND DR, DAVENPORT RD to FRANKFORD RD	Street and Transportation	Unimproved Street Construction	SHORTLAND DR to A10641	12	12 \$1,451,480.00
FP22S09	6018 Lakehurst Ave Storm Drainage Improvements	Flood Protection and Storm Drainage	Storm Drainage	Drainage capacity improvements from Meadow Rd to existing outfall channel in Preston Road south of Lakehurst Ave. Conduct downstream analysis of the ponds/DNT Culvert.	13	13 \$2,760,000.00
PB1781	Desco 7108	Flood Protection and Storm Drainage	Storm Drainage	One house floods, streets flood, design and construction. Site 4S 1995 Misc. Flooding Report	13	13 \$281,750.00
FP22S04	Weeburn 3677 Storm Drainage Relief	Flood Protection and Storm Drainage	Storm Drainage	Stormwater runoff bypassing alley and flooding home. Install 10-foot storm inlet and lateral to main system.	13	13 \$172,500.00
PB3840	Wentwood 7314	Flood Protection and Storm Drainage	Storm Drainage	Property flooding, design and construction	13	13 \$241,500.00
FP22S03	Whitehall 3870 Storm Drainage Relief	Flood Protection and Storm Drainage	Storm Drainage	Remove and replace existing 24" RCP to new 30 RCP (150 linear feet). Install 10-foot storm inlet to a 21" RCP lateral (100 ft to connect to new 30" RCP).	13	13 \$161,000.00
LIB060011	Preston Royal Replacement - 5626 Royal Ln. (Matching Funds)	Library Facilities	Library Facilities	Design & Construction (incl. books) of new 18,000 sf facility (PB5736)	13	13 \$8,777,000.00

CBTF - Draft Bond Program

ProjectID	Name	Proposition	Category	Description	Council Per Memo	Construct 2024 Bond in Value
PKR107803	Crestline	Park & Recreation	Playgrounds	Playground Replacement	13	13 \$300,000.00
PKR128608	Preston_Hollow	Park & Recreation	Playgrounds	Playground Replacement	13	13 \$300,000.00
PKR137209	Walnut_Hill	Park & Recreation	Playgrounds	Playground Replacement	13	13 \$300,000.00
PKR122306	Marcus	Park & Recreation	Recreation Centers	Recreation Center - replace with new	13	13 \$17,660,000.00
DFR060149	Fire Station #20	Public Safety Facilities	Fire Department Facilities	Install HVAC Control (AX JACE) Quantity 1	13	13 \$16,478.49
DFR060159	Fire Station #37	Public Safety Facilities	Fire Department Facilities	Install HVAC Control (AX JACE) Quantity 1	13	13 \$16,478.49
PB079973	3011-3051 TIMBERVIEW RD & 10209 DALE CREST DR (A05689)	Street and Transportation	Alley Reconstruction	Design and construction	13	13 \$231,084.00
PB068967	3105-3135 ST CROIX DR & 3106-3136 TOWER TRL (A05387)	Street and Transportation	Alley Reconstruction	Design and construction	13	13 \$240,254.00
PB068997	3108-3180 JUBILEE TRL & 3191-3255 TOWNSEND DR (A05456)	Street and Transportation	Alley Reconstruction	Design and construction	13	13 \$504,808.50
PB069018	3111-3165 WHITEHALL DR & 3264-3290 NORTHAVEN RD (A05448)	Street and Transportation	Alley Reconstruction	Design and construction	13	13 \$341,124.00
PB069035	3207-3365 WHITEHALL DR & 3306-3390 NORTHAVEN RD (A05446)	Street and Transportation	Alley Reconstruction	Design and construction	13	13 \$732,224.50
PB072300	6909-7077 JOYCE WAY (A03336)	Street and Transportation	Alley Reconstruction	Design and construction	13	13 \$564,413.50
PB071686	7209-7275 LUPTON CIR (A03320)	Street and Transportation	Alley Reconstruction	Design and construction	13	13 \$156,807.00
PB017302	11600-11700 CORAL HILLS DR	Street and Transportation	Major Maintenance	ST CLOUD CIR to CORAL HILLS PL	13	13 \$254,787.14
PB021331	5000 BOWSER AVE	Street and Transportation	Major Maintenance	EOP to MAHANNA ST	13	13 \$174,785.44
PB451256	Walnut Hill Ln - N Central Expwy NBFR to Greenville Ave	Street and Transportation	Sidewalk Master Plan		13	13 \$1,128,822.00
PB021662	3100 FLOWERDALE LN	Street and Transportation	Street Reconstruction - Local Streets	CHANNEL DR to DUNDEE DR	13	13 \$1,217,867.70
PB017665	11100 ROSSER RD	Street and Transportation	Street Resurfacing - Collectors	SLEEPY LN to FANTASIA LN	13	13 \$395,054.08
PB017645	11200 ROSSER RD	Street and Transportation	Street Resurfacing - Collectors	FANTASIA LN to NORTHAVEN RD	13	13 \$270,137.72
PB006506	6700 TWIN HILLS AVE	Street and Transportation	Street Resurfacing - Collectors	E NORTHWEST HWY to TWIN HILLS AVE	13	13 \$579,910.80
PB006394	6800 TWIN HILLS AVE	Street and Transportation	Street Resurfacing - Collectors	TWIN HILLS AVE to EOP	13	13 \$357,205.56
PB006072	8900 TURTLE CREEK BLVD	Street and Transportation	Street Resurfacing - Collectors	CHEVY CHASE AVE to WOODLAND DR	13	13 \$467,394.90
PB006099	9000 TURTLE CREEK BLVD	Street and Transportation	Street Resurfacing - Collectors	WOODLAND DR to PARK LN	13	13 \$486,376.80
PB005580	9200 BOEDEKER ST	Street and Transportation	Street Resurfacing - Collectors	VILLA PARK CIR to CLEARLAKE DR	13	13 \$199,963.64
PB005870	9300-9400 BOEDEKER ST	Street and Transportation	Street Resurfacing - Collectors	CLEARLAKE DR to GLEN ALBENS CIR	13	13 \$473,187.72
PB005913	9400 BOEDEKER ST	Street and Transportation	Street Resurfacing - Collectors	GLEN ALBENS CIR to STEFANI DR	13	13 \$229,527.72
PB005902	9500 BOEDEKER ST	Street and Transportation	Street Resurfacing - Collectors	STEFANI DR to ASHINGTON DR	13	13 \$455,319.32
PB018952	10000 SPOKANE CIR	Street and Transportation	Street Resurfacing - Local Streets	EOP to WHIRLAWAY RD	13	13 \$192,491.40
PB018898	10000 VENETIAN WAY	Street and Transportation	Street Resurfacing - Local Streets	EOP to PENSIVE DR	13	13 \$338,849.84
PB017598	11100 ROSSER CT	Street and Transportation	Street Resurfacing - Local Streets	ROSSER RD to EOP	13	13 \$151,800.18
PB025964	11400 STRAIT LN	Street and Transportation	Street Resurfacing - Local Streets	ALTA VISTA LN to HALLMARK DR	13	13 \$427,217.20
PB016836	11700 CORAL HILLS DR	Street and Transportation	Street Resurfacing - Local Streets	CORAL HILLS PL to DARTMOOR DR	13	13 \$112,002.38
PB016393	12700 DREXELWOOD DR	Street and Transportation	Street Resurfacing - Local Streets	HARVEST HILL RD to FOREST BEND RD	13	13 \$128,814.92
PB016368	12800-12900 DREXELWOOD DR	Street and Transportation	Street Resurfacing - Local Streets	FOREST BEND RD to L B J SERV S	13	13 \$326,341.96
PB018897	3000 PLAUDIT PL	Street and Transportation	Street Resurfacing - Local Streets	PENSIVE DR to EOP	13	13 \$232,451.64
PB021956	3100 LONGBOW CT	Street and Transportation	Street Resurfacing - Local Streets	EOP to CORAL HILLS DR	13	13 \$268,026.00
PB017405	3100 TOWER TRL	Street and Transportation	Street Resurfacing - Local Streets	EOP to CORAL HILLS DR	13	13 \$220,024.98
PB017506	3200 DARTMOOR CT	Street and Transportation	Street Resurfacing - Local Streets	DARTMOOR DR to EOP	13	13 \$213,689.82
PB021959	3300 ST CLOUD CIR	Street and Transportation	Street Resurfacing - Local Streets	CORAL HILLS DR to CROMWELL DR	13	13 \$337,144.22
PB024805	3400 ST CLOUD CIR	Street and Transportation	Street Resurfacing - Local Streets	CROMWELL DR to CROMWELL DR	13	13 \$775,082.46
PB018442	3500 INGLESIDE DR	Street and Transportation	Street Resurfacing - Local Streets	WARICK DR to CASTLEGATE DR	13	13 \$215,963.98
PB020998	3600 N VERSAILLES AVE	Street and Transportation	Street Resurfacing - Local Streets	LA FOY BLVD to HOLLAND AVE	13	13 \$128,408.82
PB018284	3700 MEADOWDALE LN	Street and Transportation	Street Resurfacing - Local Streets	EOP to A11714	13	13 \$153,668.24
PB017377	4900 MANGOLD CIR	Street and Transportation	Street Resurfacing - Local Streets	STRAIT LN to EOP	13	13 \$231,801.88
PB021180	5100 BOWSER AVE	Street and Transportation	Street Resurfacing - Local Streets	MAHANNA ST to WHEELER ST	13	13 \$193,547.26
PB020474	5300 WATEKA DR	Street and Transportation	Street Resurfacing - Local Streets	INWOOD RD to W GREENWAY BLVD	13	13 \$263,965.00
PB005805	7200 ASHINGTON DR	Street and Transportation	Street Resurfacing - Local Streets	STEFANI DR to BOEDEKER ST	13	13 \$478,710.68
PB005941	9400 DARTWOOD LN	Street and Transportation	Street Resurfacing - Local Streets	LUPTON CIR to CHIPPERTON DR	13	13 \$161,952.68
PB005706	9600 GOLF LAKES TRL	Street and Transportation	Street Resurfacing - Local Streets	GOLF LAKES TRL to WALNUT HILL LN	13	13 \$291,254.92
TR20231040	Preston Royal SC-Royal	Street and Transportation	Traffic Signals - Warranted Signals	Install a new warranted traffic signal	13	13 \$655,000.00
PB071981	4203-4443 BONHAM ST & 4224-4372 ROYAL RIDGE DR (A11701)	Street and Transportation	Unimproved Alley Construction	Design and construction	13	13 \$780,367.00
PB081557	4505-4563 ISABELLA LN & 4506-4554 HARRYS LN (A03108)	Street and Transportation	Unimproved Alley Construction	Design and construction	13	13 \$448,413.00
PKR120202	Klyde_Warren	Park & Recreation	Partnership Matches (Large Matches)	KWP Partnership Match/Matching Dollars Phase II implementation	14	14 \$6,000,000.00
PKR1358018	Turtle_Creek_Park	Park & Recreation	Partnership Matches (Large Matches)	Pedestrian circulation and connection to Katy Trail, nature trails, flagstone bridge and ramps over Turtle Creek, scenic overlooks, erosion control, subsurface drainage, crosswalks, landscape and infrastructure improvements, new roof for Arlington Hall	14	14 \$1,500,000.00

CBTF - Draft Bond Program

ProjectID	Name	Proposition	Category	Description	Council Per Memo	Construct	2024 Bond in Value
PKR1067010	Cochran	Park & Recreation	Playgrounds	End of Service Life 2/1/2022 / Playground Replacement/Shade Structure/PIP	14	14	\$300,000.00
PKR106806	Cole	Park & Recreation	Playgrounds	Playground Replacement	14	14	\$300,000.00
PKR134604	Tietze	Park & Recreation	Playgrounds	Playground Replacement	14	14	\$300,000.00
PKR1392010	Willis_C._Winters	Park & Recreation	Playgrounds	Playground Replacement	14	14	\$300,000.00
PKR1108011	Exall	Park & Recreation	Recreation Centers	Demo existing end of service life, New Recreation Center and Splash Pad, include Senior Center, design and construction	14	14	\$17,660,000.00
PKR1141016	Glencoe	Park & Recreation	Specialty Parks (Skate Parks, Dog Parks, Samuell Farm)	Skatepark with lights	14	14	\$500,000.00
DFR060175	Fire Station #11 Replacement - 3828 Cedar Springs Rd	Public Safety Facilities	Fire Department Facilities	Site Acquisition, Design & Construction of a replacement fire station (13,000 S.F.)	14	14	\$10,218,000.00
DFR060148	Fire Station #18	Public Safety Facilities	Fire Department Facilities	Install HVAC Control (AX JACE) Quantity 1	14	14	\$16,478.49
PB081129	4501-4525 N HALL ST & 4502-4518 VANDELIA ST (A00426)	Street and Transportation	Alley Reconstruction	Design and construction	14	14	\$182,024.50
PB080747	5600-5638 VICTOR ST & 5603-5639 REIGER AVE (A00805)	Street and Transportation	Alley Reconstruction	Design and construction	14	14	\$256,760.00
PB074464	5601-5641 VICTOR ST & 5602-5638 TREMONT ST (A00814)	Street and Transportation	Alley Reconstruction	Design and construction	14	14	\$256,760.00
TR2023999	Field from Woodall Rodgers to Pacific Avenue	Street and Transportation	Complete Streets	Description - Complete street project to reconstruct Field Street with improved pedestrian infrastructure, geometric design, and lane configurations as recommended in the 360 Plan. Includes improvements to intersections, paving and drainage, lighting, and sidewalks as needed. May require a Thoroughfare Plan amendment.	14	14	\$4,522,816.00
PB451253	Hall St - Lafayette Pl to Ross Ave	Street and Transportation	Sidewalk Master Plan		14	14	\$498,010.00
PB029441	5700 HUDSON ST	Street and Transportation	Street Reconstruction - Local Streets	MATILDA ST to MARY ST	14	14	\$338,648.10
PB044316	1400 GREENVILLE AVE	Street and Transportation	Street Resurfacing - Collectors	BRYAN PKWY to LINDELL AVE	14	14	\$216,613.74
PB046371	3200-3300 BOWEN ST	Street and Transportation	Street Resurfacing - Collectors	CARLISLE ST to TURTLE CREEK BLVD	14	14	\$416,902.26
PB044375	3300-3400 ROSS AVE	Street and Transportation	Street Resurfacing - Collectors	N HALL ST to MCCOY ST	14	14	\$358,342.64
PB030511	3800 ROSS AVE	Street and Transportation	Street Resurfacing - Collectors	N WASHINGTON AVE to CADDO ST	14	14	\$442,811.44
PB009868	2500 HOMER ST	Street and Transportation	Street Resurfacing - Local Streets	RICHARD AVE to WILLIS AVE	14	14	\$150,744.32
PB010380	2600 HOMER ST	Street and Transportation	Street Resurfacing - Local Streets	WILLIS AVE to MILLER AVE	14	14	\$152,368.72
PB009790	2700 HOMER ST	Street and Transportation	Street Resurfacing - Local Streets	MILLER AVE to VICKERY BLVD	14	14	\$160,003.40
PB043676	300 N HENDERSON AVE	Street and Transportation	Street Resurfacing - Local Streets	REIGER AVE to VICTOR ST	14	14	\$217,913.26
PB046172	3600 BROWN ST	Street and Transportation	Street Resurfacing - Local Streets	HOOD ST to WELBORN ST	14	14	\$168,775.16
PB009373	3700 CONCHO ST	Street and Transportation	Street Resurfacing - Local Streets	PENROSE AVE to KENWOOD AVE	14	14	\$121,180.24
PB030430	500 N COLLETT AVE	Street and Transportation	Street Resurfacing - Local Streets	TREMONT ST to WORTH ST	14	14	\$227,009.90
PB029789	5400 JUNIUS ST	Street and Transportation	Street Resurfacing - Local Streets	DUMONT ST to N AUGUSTA ST	14	14	\$66,925.28
PB029722	600 N COLLETT AVE	Street and Transportation	Street Resurfacing - Local Streets	WORTH ST to JUNIUS ST	14	14	\$202,400.24
PB009367	6200 PENROSE AVE	Street and Transportation	Street Resurfacing - Local Streets	CLEMENTS ST to NORRIS ST	14	14	\$249,589.06
TR20231032	Katy Trail-Knox	Street and Transportation	Traffic Signals - Warranted Signals	Install a new warranted traffic signal	14	14	\$655,000.00
TR20231035	Lemmon East-Oak Grove	Street and Transportation	Traffic Signals - Warranted Signals	Install a new warranted traffic signal	14	14	\$655,000.00
PB080113	4004-4036 ROSWELL ST & 4005-4023 N HALL ST (A00455/A11919/STRANGE ST)	Street and Transportation	Unimproved Alley Construction	Design and construction	14	14	\$253,550.50
PB079638	6106-6166 LLANO AVE & 6107-6167 VELASCO AVE (A00686)	Street and Transportation	Unimproved Alley Construction	Design and construction	14	14	\$395,685.50
TR20231026	Illinois-Pierce	Street and Transportation	Traffic Signals - Warranted Signals	Install a new warranted traffic signal	1,3	1,3	\$655,000.00
TR20231027	Illinois-Western Park	Street and Transportation	Traffic Signals - Warranted Signals	Install a new warranted traffic signal	1,3	1,3	\$655,000.00
TR20230118	Walton Walker - Country Creek to Illinois	Street and Transportation	Safety/Vision Zero	Install 46 streetlights on metal poles	1,3	1,3,CW	\$723,100.00
PKR1311014	Santa_Fe_Trail	Park & Recreation	Trail Improvements	Phase I	CW	2, 9, 14	\$2,000,000.00
TR20231021	Greenville-Henderson	Street and Transportation	Traffic Signals - Warranted Signals	Install a new warranted traffic signal	2,14	2,14	\$655,000.00
TR20231023	Haskell-Private Driveway	Street and Transportation	Traffic Signals - Warranted Signals	Install a new warranted traffic signal	2,14	2,14	\$655,000.00
TR20190011	Denton Complete Street (Walnut Hill to Mockingbird)	Street and Transportation	Partnership Projects - Funded	Upgrade two-lane unimproved road to two-lane road with curb, gutter, sidewalks, and raised bike lanes from Walnut Hills to Community, and construct improved bicycle/pedestrian connections between the DART stations, Bachman Lake, and neighborhoods.	2,6	2,6,CW	\$10,000,000.00
TR20230005	Shorecrest Thoroughfare Expansion (Harry Hines to Lemmon)	Street and Transportation	Partnership Projects - Funded	Realign the Lemmon and Shorecrest intersection, and widen Shorecrest from two lanes to four lanes with bike lanes from Lemmon to Denton, per the Thoroughfare Plan and Dallas Bike Plan.	2,6	2,6,CW	\$2,500,000.00
TR20230039	Peak Complete Street (Lemmon/ Haskell to Parry)	Street and Transportation	Complete Streets	Project to install a protected two-way cycle track, as recommended in the Dallas Bike Plan and The 360 Plan. Includes improvements to paving and drainage, lighting, streetscape, intersections, and crossings. Requires a Thoroughfare Plan amendment.	2,7	2,7,CW	\$22,110,000.00
TR20230053	I-30 East Deep Ellum/ Fair Park Street Grid Improvements	Street and Transportation	Partnership Projects - Prospective	Funding for local match for: extending 3rd/4th Street to the reconstructed I-30 East; realigning intersections of 3rd/4th-Parry-Robert B. Cullum, 1st-Parry, 2nd-Parry, 1st-Exposition, and Canton-Exposition; and converting 1st and 2nd to two-way operations.	2,7	2,7,CW	\$6,900,000.00
TR20231008	Buckner-Gross	Street and Transportation	Traffic Signals - Warranted Signals	Install a new warranted traffic signal	2,7	2,7	\$655,000.00
TR20231015	Ferguson-Graycliff	Street and Transportation	Traffic Signals - Warranted Signals	Install a new warranted traffic signal	2,7	2,7	\$655,000.00
TR20231009	Buford-Camp Wisdom	Street and Transportation	Traffic Signals - Warranted Signals	Install a new warranted traffic signal	3,8	3,8	\$655,000.00
TR20231010	Camp Wisdom-East of Hampton	Street and Transportation	Traffic Signals - Warranted Signals	Install a new warranted traffic signal	3,8	3,8	\$655,000.00

CBTF - Draft Bond Program

ProjectID	Name	Proposition	Category	Description	Council Per Memo	Construct 2024 Bond in Value
TR20230050	Military Pkwy Complete Street (Forney to Buckner)	Street and Transportation	Partnership Projects - Prospective	Funding for design of priority recommendations in the forthcoming Military Pkwy Complete Streets Corridor Study, and to leverage with 2017 Bond funds for potential county or federal funding for construction.	5,7	5,7,CW \$1,000,000.00
TR20230076	Great Trinity Forest Way - Bridge over Trinity River	Street and Transportation	Safety/Vision Zero	Install 30 streetlights on metal poles	CW	5,7,8,CW \$471,600.00
TR20231019	Great Trinity Forest-Longbranch	Street and Transportation	Traffic Signals - Warranted Signals	Install a new warranted traffic signal	5,8	5,8 \$655,000.00
TR20190010	Lovers Ln. Complete Street (Lemmon to Lomo Alto)	Street and Transportation	Partnership Projects - Funded	Improve signals and reconstruct and rehabilitate roadway from Lomo Alto to Inwood, and implement a shared-use path between Lemmon Ave and Inwood.	6,13	6,13,CW \$6,500,000.00
PB023425	Skillman Trail Project (LBJ to Royal)	Street and Transportation	Partnership Projects - Prospective	Construct a trail along one side of Skillman between the LBJ-Skillman interchange and Royal, as called for in the Skillman Streetscape Master Plan.	9,10	9,10,CW \$1,000,000.00
MUL060115	Dallas City Hall	City Facilities	City Facilities	Upgrade existing wet and dry fire suppression systems in City Hall	CW	2 \$9,825,000.00
MUL060075	Dallas City Hall	City Facilities	City Facilities	Replace 6 Generators. Currently, all generators are outdated and are not efficient	CW	2 \$7,860,000.00
MUL060077	Dallas City Hall	City Facilities	City Facilities	Upgrade electrical Federal Pacific. Currently, there are 210panels that are outdate and due to be upgraded	CW	2 \$6,966,824.00
	HVAC at The Bridge	City Facilities	Rehabilitation	HVAC at the Bridge	CW	2 \$1,593,000.00
OACXXX	AT&T Performing Arts Cener - Annette Strauss Roof	Cultural Arts Facilities	Cultural Arts Facilities	Roof Repair	CW	14 \$400,000.00
OAC060285	AT&T Performing Arts Center Campus	Cultural Arts Facilities	Cultural Arts Facilities	Center Café - digital signage - \$378,000; parking garages - public safety - \$27,000; campus-wide public safety - \$340,200	CW	14 \$481,032.00
OAC060286	Bath House Cultural Center	Cultural Arts Facilities	Cultural Arts Facilities	replace main switch gear, replace electrical panels, replace neon and architectural lighting, exterior ductwork (on roof) needs to be insulated; new roof; repair exterior cracksin concrete and gaps aorund windows; repaint exterior with mineral paint;...	CW	9 \$1,019,180.00
OAC060287	Dallas Black Dance Theatre	Cultural Arts Facilities	Cultural Arts Facilities	Roof - Terra Cotta Tiles are missing and broken; HVAC - condensation leaks & humidity issues; Replacement of HVAC units for the large studio, small studios, and dancers' lounge for efficiency and improved air flow; a. Office (Room 109) i. No air...	CW	14 \$2,927,850.00
OAC060277	Dallas Museum of Art	Cultural Arts Facilities	Cultural Arts Facilities	Replace Air Handler	CW	14 \$4,114,354.33
OAC060279	Dallas Museum of Art	Cultural Arts Facilities	Cultural Arts Facilities	Install temp and humidity control terminal boxes	CW	14 \$3,805,183.20
OAC060282	Dallas Museum of Art	Cultural Arts Facilities	Cultural Arts Facilities	Install Controls	CW	14 \$2,378,239.50
OAC060275	Dallas Museum of Art	Cultural Arts Facilities	Cultural Arts Facilities	Replace switchgear	CW	14 \$2,140,415.55
OAC060283	Dallas Museum of Art	Cultural Arts Facilities	Cultural Arts Facilities	Install Chiller Replacement	CW	14 \$989,347.63
OAC060278	Dallas Museum of Art	Cultural Arts Facilities	Cultural Arts Facilities	Install temperature and humidity control (controls, humidifiers, dehumidifiers)	CW	14 \$927,513.41
OAC060281	Dallas Museum of Art	Cultural Arts Facilities	Cultural Arts Facilities	Install Make-up Air (dampers, MAU, filters)	CW	14 \$371,005.36
OAC060276	Dallas Museum of Art	Cultural Arts Facilities	Cultural Arts Facilities	Install second Utility (redundant utility support)	CW	14 \$155,378.31
OAC060280	Dallas Museum of Art	Cultural Arts Facilities	Cultural Arts Facilities	Install exhaust ventilation system (exhaust fans)	CW	14 \$133,181.41
OAC060262	Kalita Humphreys Theater	Cultural Arts Facilities	Cultural Arts Facilities	Kalita fire alarm replacement; update/add fire exit signage and back up lighting; kalita elevator mod; Heldt roof; Heldt foot bridge restore; lobby - ADA restroom compliance; lobby ADA access to lobby improvements, automatic doors access, ramps,...	CW	14 \$7,729,000.00
OAC060265	Latino Cultural Center	Cultural Arts Facilities	Cultural Arts Facilities	MEP: Add HVAC control for the electrical room in the OFD auditorium booth; Structural: Repair foundation shifting issues ADA: ADA study and make necessary repairs; Internal	CW	14 \$1,703,000.00
OAC060272	Majestic Theater	Cultural Arts Facilities	Cultural Arts Facilities	Carpentry: Repaint and repair all walls/ including bathrooms; ;...	CW	14 \$16,478.49
OAC060267	Majestic Theater	Cultural Arts Facilities	Cultural Arts Facilities	Install HVAC Control (AX JACE) Quantity 1	CW	14 \$16,478.49
OAC060267	Majestic Theater	Cultural Arts Facilities	Cultural Arts Facilities	windows - all need replacement or repair, painting, and sealing; seating - restore theater seatting (estimated at \$1,200 per seat x 1700 seats); façade - reglaza and repaint; accessibility enhancements - OEI's recommendation for full compliance	CW	14 \$6,340,400.00
OACXXX	Meyerson - Dallas Symphony Orchestra	Cultural Arts Facilities	Cultural Arts Facilities	High Roof Repair	CW	14 \$2,500,000.00
OACXXX	Meyerson - Dallas Symphony Orchestra	Cultural Arts Facilities	Cultural Arts Facilities	Water proofing	CW	14 \$1,500,000.00
OACXXX	Misc. Projects TBD	Cultural Arts Facilities	Cultural Arts Facilities	Misc. TBD	CW	14 \$1,237,639.00
OAC060270	Moody Performance Hall	Cultural Arts Facilities	Cultural Arts Facilities	MEP: secondary chiller; new boiler; building envelope; roof repairs; exterior door repairs. Internal: refinish floors; Other: HVAC systems controls reevaluation	CW	14 \$2,308,978.49
OAC060289	Sammons Center for the Arts	Cultural Arts Facilities	Cultural Arts Facilities	Masonry Repairs: Replace spalled brick at north elevation; Replace spalled brick at south elevation; Replace spalled brick at west elevation; Replace spalled brick at east elevation; Relay brick at misc small random cracks	CW	14 \$3,489,492.43
OAC060274	SD Cultural Center	Cultural Arts Facilities	Cultural Arts Facilities	Route crack, install dusted...	CW	7 \$16,478.49
OAC060290	South Dallas Cultural Center	Cultural Arts Facilities	Cultural Arts Facilities	Install HVAC Control (AX JACE) Quantity 1	CW	7 \$16,478.49
OAC060291	Winspear Opera House	Cultural Arts Facilities	Cultural Arts Facilities	MEP: replace missed rooftop HVAC units from previous bond; inspect and repair all roof drains & correct scuppers/downspouts; install street light at corner of Fitzhugh and Robert B. Cullum Blvd.; new roof; repair exterior cracks and repaint; repair...	CW	7 \$1,519,600.00
OAC060292	Wyly Theatre	Cultural Arts Facilities	Cultural Arts Facilities	flooring, HVAC, IT, outdoor experiience, public safety, sidewalks	CW	14 \$6,614,190.00
	Economic Development	Economic Development	Gap Funding	doors, elevator, energy convservation, HVAC, public safety, sidewalk	CW	14 \$4,357,584.00
	Target Area: BioTech/Semiconductor	Economic Development	Gap Funding	Target Areas (per Economic Development Incentive Policy)	CW	CW \$11,407,000.00
	Target Area: Forward Dallas	Economic Development	Gap Funding	Target Area: BioTech/Semiconductor	CW	CW \$1,000,000.00
		Economic Development	Gap Funding	Target Area: Forward Dallas	CW	CW \$1,000,000.00
FP19F2	Knights Branch Upper Relief System Study	Flood Protection and Storm Drainage	Flood Management	Study, Model, & Prelim.Design: Update capital drainage recommendations & cost estimate for the Knights Branch Upper Relief System projects. Update PB174375 and FP21S06 estimates and limits	CW	CW \$649,750.00

CBTF - Draft Bond Program

ProjectID	Name	Proposition	Category	Description	Council Per Memo	Construct 2024 Bond in Value
FP22F02	Pruitt Branch @ C F Hawn	Flood Protection and Storm Drainage	Flood Management	Analysis & Design. Construction will be a future project contingent on agreement/cooperation with TxDOT. Upsize culvert crossing of C F Hawn US 175 to prevent overtopping as shown by CTP FY19.	CW	5,8 \$575,000.00
PB175010	White Rock Creek Floodplain Management Study Update	Flood Protection and Storm Drainage	Flood Management	Update of the 1989 FPMS, extended into entire WRC watershed, to study flood control options	CW	CW \$1,035,000.00
FP22S10	East Peaks Upper/Middle Basin Relief System	Flood Protection and Storm Drainage	Storm Drainage	Continuation of the MCPBST Drainage Relief Tunnel for the East Peaks Upper and Middle basins. Engineering of proposed trunk line as outlined in the 2018 East Peaks Master Drainage Plan.	CW	CW \$9,200,000.00
PB2906	Mill Creek Drainage Relief System - Phase III	Flood Protection and Storm Drainage	Storm Drainage	Engineering for remainder of creek area ROW, creek restoration, upper basin relief systems, and re-routing of existing system trunk lines that are on private property or crossing mid-block - completes full relief for Mill Creek	CW	CW \$24,725,000.00
	Housing	Housing	Gap Funding	Permanent Supportive Housing to be done in partnership with the Office of Homeless Solutions	CW	CW \$10,000,000.00
	Housing	Housing	Gap Funding	Homeownership Development and Affordable Housing Homeownership Preservation	CW	CW \$10,000,000.00
	Housing	Housing	Gap Funding	Affordable Housing Rental Preservation	CW	CW \$5,000,000.00
LIB060043	Kleberg-Rylie Library	Library Facilities	Library Facilities	Upgrade public restrooms and make it ADA compliant	CW	8 \$262,000.00
LIB060045	Lakewood Library	Library Facilities	Library Facilities	Upgrade public restrooms and make it ADA compliant	CW	9 \$262,000.00
LIB060048	Marting Luther King Jr. Library Building C	Library Facilities	Library Facilities	Upgrade public restrooms and make it ADA compliant	CW	7 \$262,000.00
LIB060049	Mountain Creek Library	Library Facilities	Library Facilities	Upgrade public restrooms and make it ADA compliant	CW	3 \$262,000.00
LIB060054	Oak Lawn Library	Library Facilities	Library Facilities	Upgrade public restrooms and make it ADA compliant	CW	2 \$262,000.00
LIB060058	Park Forest Library	Library Facilities	Library Facilities	Upgrade public restrooms and make it ADA compliant	CW	13 \$262,000.00
LIB060063	Renner Frankford Library	Library Facilities	Library Facilities	Upgrade public restrooms and make it ADA compliant	CW	12 \$262,000.00
LIB060064	Skillman Southwestern Library	Library Facilities	Library Facilities	Upgrade public restrooms and make it ADA compliant	CW	10 \$262,000.00
LIB060065	Skyline Library	Library Facilities	Library Facilities	Upgrade public restrooms and make it ADA compliant	CW	7 \$262,000.00
PKR9200020	Citywide	Park & Recreation	Agency Matches	DISD/Cool Schools (up to 20 sites); DISD Athletic fields, Dallas College (Cool School-like agreement), etc.	CW	CW \$5,000,000.00
PKR9200024	Citywide	Park & Recreation	Agency Matches	UNT Dallas athletic complex	CW	CW \$1,000,000.00
PKR9200025	Citywide	Park & Recreation	Agency Matches	Greening Czar parks	CW	CW \$1,000,000.00
PKR138701	White_Rock_Lake	Park & Recreation	Agency Matches	Dredging , lake COD 20K, Corps 60k	CW	9 \$20,000,000.00
PKR10840100	0 Dallas_Zoo	Park & Recreation	Partnership Matches (Large Matches)	New Safari Trail habitat and security enhancements	CW	4 \$30,000,000.00
PKR11190102	Five_Mile_Creek_Greenbelt	Park & Recreation	Partnership Matches (Large Matches)	Master Plan Implementation , Kessler Plan for Five Mile Creek	CW	CW \$7,000,000.00
				Fairmount/Maple New Entrance: Grading, concrete paths, stairs, ADA accessibility, landing area, irrigation, landscape plantings; Knox to Harvard Trail Segment Renovation including drainage and irrigation.		
PKR118707	Katy_Trail	Park & Recreation	Partnership Matches (Large Matches)		CW	2, 14 \$1,000,000.00
PKR140403	Southern_Gateway	Park & Recreation	Partnership Matches (Large Matches)	Matching funds for the development of a deck park Phase II	CW	4 \$15,000,000.00
PKR135202	Trinity_River_Audubon_Center	Park & Recreation	Partnership Matches (Large Matches)	Master Plan Improvements at TRAC	CW	8 \$3,000,000.00
PKR9200021	Citywide	Park & Recreation	Partnership Matches (Small Matches)	Community Partner Match Funding	CW	CW \$1,000,000.00
PKR135201	Trinity_River_Audubon_Center	Park & Recreation	Recreation Centers	Interior Structure Remodel, including exterior exhibit remodel	CW	8 \$1,500,000.00
DFR060132	Clothing Warehouse P	Public Safety Facilities	Fire Department Facilities	Install HVAC Control (AX JACE) Quantity 1	CW	2 \$16,478.49
MUL060094	Courts Building	Public Safety Facilities	Fire Department Facilities	Install HVAC Control (AX JACE) Quantity 1	CW	14 \$16,478.49
DFR060131	Dallas Courts Garage	Public Safety Facilities	Fire Department Facilities	Install HVAC Control (AX JACE) Quantity 1	CW	14 \$16,478.49
DFR060133	Fire Maintenance C	Public Safety Facilities	Fire Department Facilities	Install HVAC Control (AX JACE) Quantity 1	CW	2 \$16,478.49
DFR060134	Fire Rookie Bldg B	Public Safety Facilities	Fire Department Facilities	Install HVAC Control (AX JACE) Quantity 1	CW	2 \$16,478.49
DFR060105	Fire Station #29	Public Safety Facilities	Fire Department Facilities	Replace panel boards, switchgear, automatic transfer switches. Identified in Facilities Condition Assessment.	CW	10 \$52,400.00
DPD060085	Bellevue Garage	Public Safety Facilities	Police Facilities	Garage rehab at Bellevue-Add more drains, seal expansion joints, clear out the drains, and waterproofing the top decks. - based on \$20 per sqft waterproofing	CW	2 \$1,310,000.00
DPD060088	Central Patrol	Public Safety Facilities	Police Facilities	Upgrade electrical panels and wiring to meet the increasing demand at the facility	CW	2 \$655,000.00
DPD060089	Central Patrol	Public Safety Facilities	Police Facilities	Shower/locker room renovation men and women	CW	2 \$655,000.00
DPD060087	Central Patrol	Public Safety Facilities	Police Facilities	Renovating men's and women's restrooms and including ADA improvement. Due to structural issues, restrooms at the Central Patrol condition	CW	2 \$262,000.00
DPD060086	Central Patrol	Public Safety Facilities	Police Facilities	Building lacks water sprinkler system and fire alarm system. No fire alarm or sprinkler system installed in facility.	CW	2 \$196,500.00
DFD060084	Dallas Police Training Academy Facility	Public Safety Facilities	Police Facilities	Design and Construction of a new academy facility in partnership with UNT Dallas Campus	CW	8 \$50,000,000.00
DPD060125	North Central Patrol	Public Safety Facilities	Police Facilities	Remodel Holdover cells and interview rooms - improve soundproofing in the interview room, replace drywall with double-layered cement board in holdover cells, purchase and install storage shelving and desk in video closet, add AXON video cameras to...	CW	12 \$1,965,000.00
DPD060126	North Central Patrol	Public Safety Facilities	Police Facilities	Kitchen Renovation	CW	12 \$262,000.00
DPD060175	North Central Patrol	Public Safety Facilities	Police Facilities	Install HVAC Control (AX JACE) Quantity 1	CW	12 \$16,478.49
DPD060127	Northeast Patrol	Public Safety Facilities	Police Facilities	Chiller	CW	10 \$655,000.00
DPD060128	Northeast Patrol	Public Safety Facilities	Police Facilities	Replace all showers	CW	10 \$655,000.00
DPD060176	Property Division	Public Safety Facilities	Police Facilities	Install HVAC Control (AX JACE) Quantity 1	CW	7 \$16,478.49
DPD060177	Quarter Master	Public Safety Facilities	Police Facilities	Install HVAC Control (AX JACE) Quantity 1	CW	2 \$16,478.49
DPD060180	Radio Shop/Communications Building	Public Safety Facilities	Police Facilities	Install HVAC Control (AX JACE) Quantity 1	CW	2 \$16,478.49
DPD060178	South_Central_PD	Public Safety Facilities	Police Facilities	Install HVAC Control (AX JACE) Quantity 1	CW	8 \$16,478.49

CBTF - Draft Bond Program

ProjectID	Name	Proposition	Category	Description	Council Per Memo	Construct 2024 Bond in Value
DPD060130	Southeast Patrol	Public Safety Facilities	Police Facilities	Shower/locker room renovation men and women	CW	5 \$655,000.00
DPD060129	Southeast Patrol	Public Safety Facilities	Police Facilities	Domestic water supply lines and sanitary sewer lines repair/replacement, insulation, double-check valve replacements, etc.)	CW	5 \$262,000.00
DPD060179	Southwest Police Station	Public Safety Facilities	Police Facilities	Install HVAC Control (AX JACE) Quantity 1	CW	3 \$16,478.49
PB451246	Irving Blvd (SH356) Over Elm Fork Trinity River	Street and Transportation	Bridge Repair and Modification	Rehabilitation	CW	6 \$24,726,254.00
PB451245	Malcolm X Over DART	Street and Transportation	Bridge Repair and Modification	Replacement	CW	7 \$12,738,557.00
TP20140051	Danieldale Thoroughfare Expansion (Hampton to IH-35E)	Street and Transportation	Partnership Projects - Funded	Phase II continuation from 6th MCIP Call to widen and upgrade the unimproved two-lane road to a four-lane divided roadway with bicycle facilities in the Intermodal Inland Port Area. Requires a Thoroughfare Plan amendment.	CW	8,CW \$10,000,000.00
TP20140237	Edd Thoroughfare Expansion (Seagoville to Garden Grove)	Street and Transportation	Partnership Projects - Funded	Funding to construct the previously-designed roadway project, which will widen the two-lane unimproved road to a four-lane road [M-4-U] with curb, gutter, and sidewalks, per the Thoroughfare Plan.	CW	8,CW \$7,860,000.00
TR20230149	Quiet Zones	Street and Transportation	Quiet Zones	Funding to create quiet zones.	CW	CW \$500,000.00
PBXXXX	Sidewalk 50:50 Program	Street and Transportation	Sidewalks		CW	CW \$10,500,000.00
PB068594	3600-3700 W ILLINOIS AVE	Street and Transportation	Street Reconstruction - Arterials	COOMBS CREEK DR to KEATS DR	CW	1,3,CW \$5,787,802.70
PB059467	400 S AKARD ST	Street and Transportation	Street Reconstruction - Arterials	WOOD ST to YOUNG ST	CW	2,14,CW \$783,759.90
PB050621	100 N ZANG BLVD	Street and Transportation	Street Resurfacing - Arterials	W 10TH ST to W 9TH ST	CW	1 \$431,927.96
PB030909	1000 GRAHAM AVE	Street and Transportation	Street Resurfacing - Arterials	GURLEY AVE to PHILIP AVE	CW	2 \$190,867.00
PB051976	1100 S ZANG BLVD	Street and Transportation	Street Resurfacing - Arterials	W CLARENDON DR to S ZANG BLVD	CW	1 \$540,356.66
PB053712	1300 E KIEST BLVD	Street and Transportation	Street Resurfacing - Arterials	FERNWOOD AVE to S DENLEY DR	CW	4 \$588,357.68
PB033288	1300 S ERVAY ST	Street and Transportation	Street Resurfacing - Arterials	BLAKENEY ST to BELLEVIEW ST	CW	2 \$197,608.26
PB033377	1900 S HARWOOD ST	Street and Transportation	Street Resurfacing - Arterials	HICKORY ST to SEEGAR ST	CW	2 \$166,094.90
PB050157	200 S MARSALIS AVE	Street and Transportation	Street Resurfacing - Arterials	E 11TH ST to E 12TH ST	CW	1 \$405,450.24
PB064045	2100 CORINTH ST	Street and Transportation	Street Resurfacing - Arterials	S CESAR CHAVEZ BLVD to EOP	CW	2 \$98,357.42
PB040417	2500-2800 S BELT LINE RD	Street and Transportation	Street Resurfacing - Arterials	KLEBERG RD to PECAN LAKE DR	CW	8 \$1,558,286.92
PB030845	3600 LIVE OAK ST	Street and Transportation	Street Resurfacing - Arterials	ADAIR ST to GORDON ST	CW	14 \$215,963.98
PB050075	400 N ZANG BLVD	Street and Transportation	Street Resurfacing - Arterials	W 8TH ST to W 7TH ST	CW	1 \$317,488.98
PB021990	4000 INWOOD RD	Street and Transportation	Street Resurfacing - Arterials	LIVINGSTON AVE to SOUTHERN AVE	CW	13 \$397,978.00
PB033159	4100 ELSIE FAYE HEGGINS ST	Street and Transportation	Street Resurfacing - Arterials	SCYENE RD to LAGOW ST	CW	7 \$258,360.82
PB041525	4100-4200 LIVE OAK ST	Street and Transportation	Street Resurfacing - Arterials	N HASKELL AVE to N PEAK ST	CW	2 \$658,044.44
PB041421	4200-4300 ELSIE FAYE HEGGINS ST	Street and Transportation	Street Resurfacing - Arterials	LAGOW ST to ELSIE FAYE HEGGINS ST	CW	7 \$1,265,813.70
PB013934	4300 COLE AVE	Street and Transportation	Street Resurfacing - Arterials	LEE ST to OLIVER ST	CW	14 \$399,358.74
PB033554	4400-4900 ELSIE FAYE HEGGINS ST	Street and Transportation	Street Resurfacing - Arterials	ELSIE FAYE HEGGINS ST to DOLPHIN RD	CW	7 \$987,635.20
PB030436	4500 LIVE OAK ST	Street and Transportation	Street Resurfacing - Arterials	N CARROLL AVE to ANNEX AVE	CW	2 \$557,494.08
PB010122	4600 COLE AVE	Street and Transportation	Street Resurfacing - Arterials	KNOX ST to HESTER AVE	CW	14 \$387,338.18
PB030328	4600 LIVE OAK ST	Street and Transportation	Street Resurfacing - Arterials	ANNEX AVE to GRIGSBY AVE	CW	2 \$503,970.10
PB053830	500 E KIEST BLVD	Street and Transportation	Street Resurfacing - Arterials	MICHIGAN AVE to ALASKA AVE	CW	4 \$336,900.56
PB051178	500 S ZANG BLVD	Street and Transportation	Street Resurfacing - Arterials	W 12TH ST to W PAGE AVE	CW	1 \$347,459.16
PB059678	600 E KIEST BLVD	Street and Transportation	Street Resurfacing - Arterials	ALASKA AVE to S MARSALIS AVE	CW	4 \$380,272.04
PB032671	6100 MILITARY PKWY	Street and Transportation	Street Resurfacing - Arterials	ELMIRA ST to LASCA ST	CW	5 \$477,005.06
PB032936	6400 MILITARY PKWY	Street and Transportation	Street Resurfacing - Arterials	FAIR VISTA DR to ACADEMY DR	CW	5 \$412,760.04
PB051445	900 S ZANG BLVD	Street and Transportation	Street Resurfacing - Arterials	W YARMOUTH ST to W SUFFOLK AVE	CW	1 \$339,662.04
PB006096	9000 HILLCREST RD	Street and Transportation	Street Resurfacing - Arterials	WOODLAND DR to PARK LN	CW	13 \$357,855.32
PB019385	9500 MARSH LN	Street and Transportation	Street Resurfacing - Arterials	ALMAZAN DR to DURANGO DR	CW	6 \$1,129,445.32
TR20230149a	Traffic Signal and Technology Upgrades	Street and Transportation	Traffic Signal and Technology Upgrades	Funding to leverage external sources to upgrade signalized intersections across the city.	CW	CW \$16,300,000.00

CBTF - Draft Bond Program

ProjectID	Name	Proposition	Category	Description	Council Construct 2024 Bond Per Memo	in Value
-----------	------	-------------	----------	-------------	--------------------------------------	----------

Sum of 2024 Bond Value										
Council Districts	City Facilities	Cultural Arts Facilities	Economic Development	Flood Protection and Storm Drainage	Housing	Library Facilities	Park & Recreation	Public Safety Facilities	Street and Transportation	Grand Total
1				\$ 2,705,375		\$ 17,030,000	\$ 15,050,000	\$ 154,235	\$ 28,997,517	\$63,937,127.55
2				\$ 3,524,175			\$ 32,262,000	\$ 940,235	\$ 11,524,990	\$48,251,400.09
3				\$ 2,780,125			\$ 11,869,000	\$ 85,357	\$ 14,845,835	\$29,580,317.06
4				\$ 2,156,250			\$ 14,188,000	\$ 68,878	\$ 15,931,324	\$32,344,452.13
5			\$ 20,000,000	\$ 2,645,000			\$ 18,850,000	\$ 760,214	\$ 15,844,764	\$58,099,978.36
6				\$ 3,887,000			\$ 17,025,000	\$ 17,040,549	\$ 23,477,806	\$61,430,355.73
7				\$ 3,680,000			\$ 28,700,000	\$ 704,435	\$ 15,026,173	\$48,110,608.07
8			\$ 20,000,000	\$ 3,444,250			\$ 9,458,000	\$ 68,878	\$ 18,924,531	\$51,895,659.05
9				\$ 2,852,000			\$ 8,000,000	\$ 101,835	\$ 15,992,571	\$26,946,406.47
10				\$ 2,898,000			\$ 24,350,000	\$ 32,957	\$ 9,828,958	\$37,109,915.32
11			\$ 20,000,000	\$ 3,467,250			\$ 20,900,000	\$ 16,478	\$ 9,498,765	\$53,882,493.95
12				\$ 1,175,875			\$ 16,264,000		\$ 6,616,483	\$24,056,357.50
13				\$ 3,616,750		\$ 8,777,000	\$ 18,560,000	\$ 32,957	\$ 17,188,047	\$48,174,753.48
14							\$ 26,860,000	\$ 10,234,478	\$ 11,165,834	\$48,260,312.75
1,3									\$ 2,033,100	\$2,033,100.00
2,14									\$ 1,310,000	\$1,310,000.00
2,6									\$ 12,500,000	\$12,500,000.00
2,7									\$ 30,320,000	\$30,320,000.00
3,8									\$ 1,310,000	\$1,310,000.00
5,7									\$ 1,000,000	\$1,000,000.00
5,8									\$ 655,000	\$655,000.00
6,13									\$ 6,500,000	\$6,500,000.00
9,10									\$ 1,000,000	\$1,000,000.00
CW	\$ 26,244,824	\$ 59,175,522	\$ 13,407,000	\$ 36,184,750	\$ 25,000,000	\$ 2,358,000	\$ 87,500,000	\$ 57,766,163	\$ 103,576,086	\$411,212,345.39
Grand Total	\$26,244,824	\$59,175,522	\$73,407,000	\$75,016,800	\$25,000,000	\$28,165,000	\$349,836,000	\$88,007,654	\$375,067,784	\$1,099,920,584

Memorandum



CITY OF DALLAS

DATE November 9, 2023

TO Honorable Mayor and Members of the City Council

SUBJECT **Sales Tax Receipts**

The September 2023 sales tax receipts from the State Comptroller's Office are \$38.4 million and represents a 3.4% decrease in total collections compared to the same reporting period last year. Over the most recent 12 months, sales tax receipts have increased by 4.5%.

As part of the FY 2022-23 mid-year budget ordinance approved by the City Council on May 10, we increased the sales tax revenue budget by \$15.5 million from the adopted budget of \$417.2 million to \$432.8 million. The budget increase was possible based on year-to-date actual collections for October through February. Since that time, we have experienced four out of seven months (including September) with actual collections being less than the same reporting period from last year.

September represents the last month of FY 2022-23. Total collections for the fiscal year are \$425.5 million, which is \$18.2 million or 4.5% more than received in FY 2021-22 but \$7.2 million or 1.7% less than the FY 2022-23 amended budget.

Next month's receipts will reflect the first month of FY 2023-24. We will continue to monitor our sales tax forecast closely and provide additional information as it becomes available. If you have any questions, please contact me or Janette Weedon, Director of Budget and Management Services.

Jack Ireland
Chief Financial Officer

[Attachment]

c: T.C. Broadnax, City Manager
Tammy Palomino, City Attorney
Mark Swann, City Auditor
Biliera Johnson, City Secretary
Preston Robinson, Administrative Judge
Kimberly Bizzor Tolbert, Deputy City Manager
Jon Fortune, Deputy City Manager

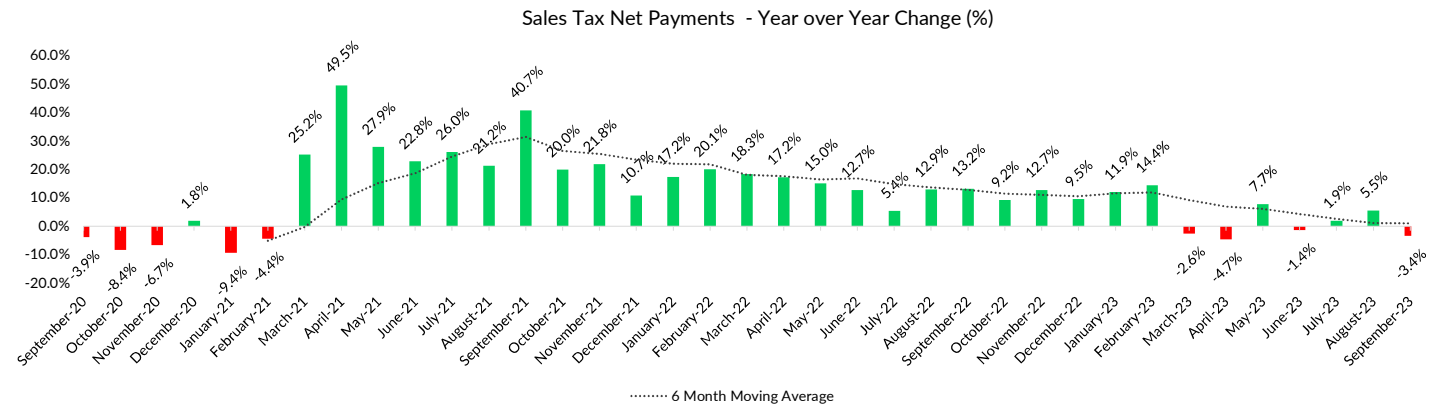
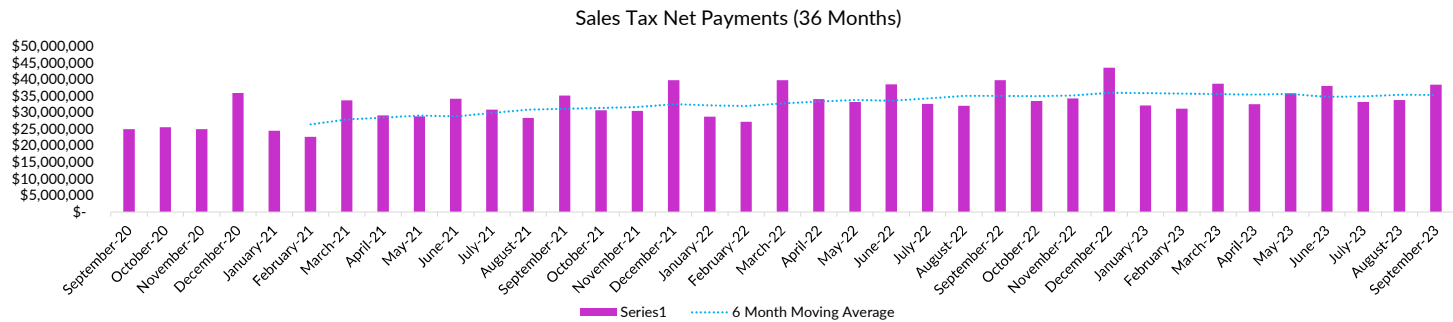
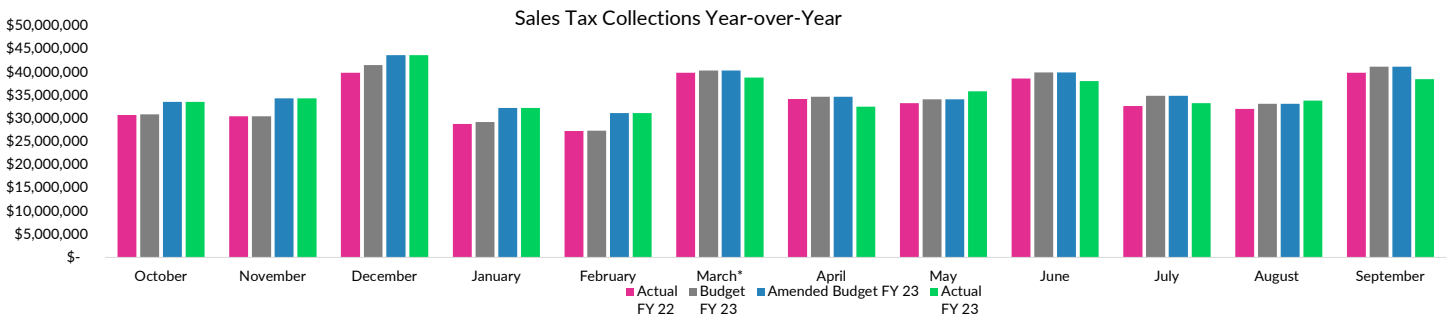
Majed A. Al-Ghafry, Assistant City Manager
M. Elizabeth (Liz) Cedillo-Pereira, Assistant City Manager
Dr. Robert Perez, Assistant City Manager
Carl Simpson, Assistant City Manager
Genesis D. Gavino, Chief of Staff to the City Manager
Directors and Assistant Directors

Sales Tax

as of August 2023

Month	Actual FY 22	Budget FY 23	Amended Budget FY 23	Actual FY 23	YTD Variance FY 2022-23	YTD Variance FY 2022-23	FY 2022-23	FY 2022-23
					Actuals versus FY 2021-22 Actuals (\$)	Actuals versus FY 2021-22 Actuals (%)	Actuals versus Amended Budget (\$)	Actuals versus Amended Budget (%)
October	\$ 30,717,609	\$ 30,857,310	\$ 33,546,824	\$ 33,546,824	\$ 2,829,215	9.2%	\$ -	0.0%
November	30,461,440	30,389,940	34,320,398	34,320,398	3,858,958	12.7%	-	0.0%
December	39,784,802	41,477,877	43,576,728	43,576,728	3,791,926	9.5%	-	0.0%
January	28,760,595	29,196,263	32,196,210	32,196,210	3,435,615	11.9%	-	0.0%
February	27,238,115	27,350,419	31,149,534	31,149,534	3,911,419	14.4%	-	0.0%
March*	39,832,144	40,266,992	40,266,992	38,794,242	(1,037,902)	-2.6%	(1,472,750)	-3.7%
April	34,139,323	34,661,953	34,661,953	32,534,853	(1,604,470)	-4.7%	(2,127,100)	-6.1%
May	33,254,120	34,060,402	34,060,402	35,825,917	2,571,797	7.7%	1,765,515	5.2%
June	38,602,297	39,913,555	39,913,555	38,045,795	(556,502)	-1.4%	(1,867,760)	-4.7%
July	32,646,635	34,850,176	34,850,176	33,267,422	620,787	1.9%	(1,582,754)	-4.5%
August	32,060,088	33,125,024	33,125,024	33,838,141	1,778,053	5.5%	713,117	2.2%
September	39,811,956	41,082,472	41,082,472	\$ 38,444,167	(1,367,789)	-3.4%	(2,638,305)	-6.4%
Total	\$ 407,309,124	\$ 417,232,383	\$ 432,750,269	\$ 425,540,231	\$ 18,231,107	4.5%	\$ (7,210,038)	-1.7%

* Restated to reflect self reported sales tax



Memorandum



CITY OF DALLAS

DATE November 9, 2023

TO Honorable Mayor and Members of the City Council

SUBJECT **Budget Accountability Report – September 2023**

Please find attached the September Budget Accountability Report (BAR) based on information through September 30, 2023. You may view all published reports on the [Financial Transparency website](#). The monthly BAR provides a financial forecast for all operating funds, update on General Obligation Bond spending, economic indicators, status of Dallas 365, updates for highlighted budget initiatives, and status of active process improvement projects.

If you have any questions, please contact Janette Weedon, Director of Budget and Management Services.

A handwritten signature in blue ink that reads "Jack Ireland".

Jack Ireland
Chief Financial Officer

c: T.C. Broadnax, City Manager
Tammy Palomino, City Attorney
Mark Swann, City Auditor
Biliera Johnson, City Secretary
Preston Robinson, Administrative Judge
Kimberly Bizer Tolbert, Deputy City Manager
Jon Fortune, Deputy City Manager

Majed A. Al-Ghafry, Assistant City Manager
M. Elizabeth (Liz) Cedillo-Pereira, Assistant City Manager
Dr. Robert Perez, Assistant City Manager
Carl Simpson, Assistant City Manager
Genesis D. Gavino, Chief of Staff to the City Manager
Directors and Assistant Directors

BUDGET ACCOUNTABILITY REPORT

As of September 30, 2023



Cover Photo Credit: City of Dallas - Mural by Daniel Yanez, "No Space for Hate"

Prepared by Budget & Management Services

1500 Marilla Street, 4FN
Dallas, TX 75201

214-670-3659
financialtransparency.dallascityhall.com

EXECUTIVE SUMMARY

Financial Forecast Report

Operating Fund	Year-End Forecast vs. Budget	
	Revenues	Expenses
General Fund	✓	✓
Aviation	21% over budget	✓
Convention and Event Services	✓	✓
Development Services	10% over budget	✓
Municipal Radio	22% under budget	✓
Sanitation Services	5% over budget	✓
Storm Drainage Management	✓	6% under budget
Dallas Water Utilities	9% over budget	✓
Bond and Construction Management	14% under budget	21% under budget
Equipment and Fleet Management	✓	✓
Express Business Center	34% over budget	✓
Information Technology	✓	✓
Radio Services	✓	21% under budget
9-1-1 System Operations	15% over budget	18% under budget
Debt Service	✓	11% under budget

✓ YE forecast within 5% of budget

Dallas 365

Year-to-Date

✓ 25
On Target

! 5
Near Target

✗ 5
Not on Target

Budget Initiative Tracker

● 26
Complete

✗ 9
Incomplete

FINANCIAL FORECAST REPORT

The Financial Forecast Report (FFR) provides a summary of financial activity through September 30, 2023, for the General Fund and other annual operating funds of the City. The Adopted Budget column reflects the budget adopted by City Council on September 28, 2022, effective October 1, 2022, through September 30, 2023. The Amended Budget column reflects City Council-approved transfers between funds and programs, department-initiated transfers between expense objects, approved use of contingency, and other amendments supported by revenue or fund balance.

Year-to-date (YTD) actual amounts represent revenue or expenses/encumbrances that have occurred through the end of the most recent accounting period. Departments provide the year-end (YE) forecast, which projects anticipated revenues and expenditures as of September 30, 2023. The variance is the difference between the FY 2022-23 amended budget and the YE forecast. Variance notes are provided when the YE forecast is +/- five percent of the amended budget and/or if YE expenditures are forecast to exceed the amended budget.

General Fund Overview

The General Fund overview provides a summary of financial activity through September 30, 2023.

	FY 2022-23 Adopted Budget	FY 2022-23 Amended Budget	YTD Actual	YE Forecast	Variance
Beginning Fund Balance	\$308,405,349	\$308,405,349		\$322,248,566	\$13,843,217
Revenues	1,706,814,187	1,729,367,172	1,700,971,354	1,726,933,110	(2,434,062)
Expenditures	1,706,814,187	1,729,367,172	1,702,341,333	1,720,804,569	(8,562,602)
Ending Fund Balance	\$308,405,349	\$308,405,349		\$328,377,107	\$19,971,757

Fund Balance. Through September 30, 2022, the audited unassigned ending fund balance for FY 2021-22 is \$329,048,566 and includes FY 2021-22 YE savings. As of September 30, 2023, the beginning fund balance for YE forecast reflects the FY 2021-22 audited unassigned ending fund balance and usage of Contingency Reserve in the amount of \$6,800,000 as approved by the City Council on December 14, 2022. This allocation from Contingency Reserve was used to establish the 2022 Severe Weather and Flooding Fund to facilitate repair of insured city facilities.

Revenues. Through September 30, 2023, General Fund revenues are projected to be \$2,434,000 under budget due to sales tax and franchise revenues, partially offset by improved market conditions resulting in higher-than-expected interest earnings.

Expenditures. Through September 30, 2023, General Fund expenditures are projected to be \$8,563,000 under budget due to salary savings from vacant uniform and non-uniform positions, lower than budgeted contractual services and capital expenditures, and greater than budgeted reimbursements, partially offset by supply costs for unbudgeted maintenance and repair.

FY 2022-23 Amended Budget. City Council amended the General Fund budget on:

- May 10, 2023, by ordinance #32456 in the amount of \$20,748,455 due to additional sales tax revenue, miscellaneous revenue from auto pound sales, and intergovernmental revenue from DFW Airport revenue-sharing agreements. This allocation will be used for the maintenance and operation of various departments and activities.
- September 27, 2023, by ordinance #32558 in the amount of \$1,804,530 due to additional interest revenues. This allocation will be used for the maintenance and operation of various departments and activities.

FY 2022-23 Financial Forecast Report

GENERAL FUND REVENUE

Revenue Category		FY 2022-23 Adopted Budget	FY 2022-23 Amended Budget	YTD Actual	YE Forecast	Variance
1	Property Tax	\$961,502,880	\$961,502,880	\$ 959,137,408	\$ 960,200,385	(\$1,302,495)
2	Sales Tax	417,232,383	432,750,269	425,540,231	425,540,231	(7,210,038)
3	Franchise and Other	127,865,821	127,865,821	122,174,591	129,279,683	1,413,862
4	Charges for Services	115,554,550	115,554,550	111,474,506	116,700,201	1,145,651
5	Fines and Forfeitures	23,776,847	23,776,847	22,676,024	22,769,576	(1,007,271)
6	Operating Transfers In	28,185,836	28,185,836	17,048,310	26,492,184	(1,693,652)
7	Intergovernmental	13,161,563	18,003,654	17,905,520	18,556,067	552,413
8	Miscellaneous	7,967,394	8,355,872	7,700,155	10,077,871	1,721,999
9	Licenses and Permits	5,616,913	5,616,913	3,912,173	3,914,477	(1,702,436)
10	Interest	5,950,000	7,754,530	13,402,434	13,402,435	5,647,905
Total Revenue		\$1,706,814,187	\$1,729,367,172	\$1,700,971,354	\$1,726,933,110	(\$2,434,062)

VARIANCE NOTES

General Fund revenue variance notes are provided below for revenue categories with YE forecast variances of +/- five percent and revenue with an amended budget.

2 Sales Tax. City Council increased the Sales Tax budget to \$432,750,000 on May 10 as part of the mid-year appropriations adjustment process, due to actual collections five months into the fiscal year. Sales tax is projected to be under budget by \$7,210,000 based on actual collection trends and analysis provided by our contract economist.

3 Franchise and Other. Franchise and other revenue is projected to be \$1,414,000 over budget due to Fiber Optic revenue collections, warmer than normal weather in fall 2022, and cold spells from December 2022 to January 2023 causing increased revenues from Oncor. This is partially offset by a decrease in Atmos Energy revenue due to lower gas prices and usage.

4 Charges for Services. Charges for Services revenue is projected to be \$1,146,000 over budget due to higher-than-expected revenue for the right of way (ROW) permits by Public Works (\$2,626,000) and Fire Reinspection Fees (\$808,000). This is partially offset by a decline in Staff Taught Recreation Classes (\$1,564,000) and Charges for Ambulance Services (\$1,658,000).

5 Fines and Forfeitures. Fines and Forfeitures revenue is projected to be \$1,007,000 under budget due to declines in citations filled with the court (\$1,455,000), decrease in storage fee collections at the Dallas Auto Pound (\$914,000), and reduction in parking fine revenue (\$583,000), partially offset by incoming revenue from wrecker fee collections at the Dallas Auto Pound (\$1,498,000) and close-out of the Safelight Auto Fund (\$1,539,000).

7 Intergovernmental. City Council increased Intergovernmental revenue by \$4,842,000 on May 10 as part of the mid-year appropriations adjustment process, due to higher than budgeted payments through the DFW Airport revenue-sharing agreements. Intergovernmental revenue is projected to be \$552,000 over budget due to higher payment from the DFW Airport revenue-share from the City of Grapevine.

FY 2022-23 Financial Forecast Report

GENERAL FUND REVENUE

VARIANCE NOTES

General Fund revenue variance notes are provided below for revenue categories with YE forecast variances of +/- five percent and revenue with an amended budget.

8 Miscellaneous. City Council increased Miscellaneous revenue by \$388,000 on May 10 as part of the mid-year appropriations adjustment process. Miscellaneous revenue is projected to be \$1,722,000 over budget due to increased collections from Dallas Auto Pound auction sales (\$2,390,000), partially offset by declines due to delay in implementing the vacant lot/property registration program in Code Compliance (\$971,000) due to PCI compliance requirements.

9 Licenses and Permits. Licenses and Permits revenue is projected to be \$1,702,000 under budget due to Public Works decreased collections from Real Estate division license fees.

10 Interest. City Council increased Interest budget to be \$7,755,000 on September 27 by ordinance #32558 due to actual collections. Interest revenue is projected to be \$5,648,000 over budget primarily due to improved market conditions.

FY 2022-23 Financial Forecast Report

GENERAL FUND EXPENDITURES

	Expenditure Category	FY 2022-23 Adopted Budget	FY 2022-23 Amended Budget	YTD Actual	YE Forecast	Variance
	Non-uniform Pay	\$285,227,838	\$278,510,940	\$257,374,819	\$264,725,333	(\$13,738,167)
	Non-uniform Overtime	8,144,953	8,154,053	15,366,204	15,607,841	7,453,788
	Non-uniform Pension	40,352,092	40,553,632	36,948,593	38,546,278	(2,007,354)
	Uniform Pay	527,979,958	527,350,936	493,445,769	499,092,741	(28,258,195)
	Uniform Overtime	39,791,958	62,285,117	93,012,488	93,984,620	31,699,503
	Uniform Pension	182,727,572	182,510,558	170,148,989	175,197,722	(7,312,836)
	Health Benefits	79,837,068	90,567,781	79,446,030	90,561,234	0
	Workers Comp	11,152,531	11,152,531	11,152,531	11,152,531	0
	Other Personnel Services	13,091,916	13,228,675	12,942,727	13,548,105	319,430
1	Total Personnel Services	\$1,188,305,887	\$1,214,314,223	\$1,169,838,151	\$1,202,416,405	(\$11,843,831)
2	Supplies	84,389,204	84,378,683	91,092,852	96,646,087	12,277,750
3	Contractual Services	507,274,125	514,206,871	490,985,476	509,468,669	(5,285,771)
4	Capital Outlay	16,465,953	25,134,503	21,684,870	23,202,473	(1,448,794)
5	Reimbursements	(89,620,981)	(108,667,107)	(71,260,016)	(110,929,065)	(2,261,958)
	Total Expenditures	\$1,706,814,187	\$1,729,367,172	\$1,702,341,333	\$1,720,804,569	(\$8,562,603)

VARIANCE NOTES

General Fund expenditure variance notes are provided below for expenditure categories with YE forecast variances of +/- five percent. The Amended Budget column reflects department-initiated transfers between expense objects.

1 Personnel Services. Personnel services are projected to be \$11,844,000 under budget primarily due to salary savings associated with vacant uniform and non-uniform positions across General Fund departments, partially offset by uniform overtime expenses in Dallas Fire-Rescue (\$12,779,000), Dallas Police Department (\$18,920,000), and non-uniform overtime expenses. DPD overtime expenses are due in part to elevated attrition in FY 2021-22, consistent demand for police services (P1 call volume), focused support for 911 (\$2.1 million), and the speeding/racing initiative (\$1.9 million). DPD uniform overtime expenses are partially offset by a budgeted American Rescue Plan Act (ARPA) reimbursement. DFR uniform overtime expenses are due to higher than anticipated attrition requiring backfill to meet minimum staffing requirements, partially offset by an American Rescue Plan Act (ARPA) reimbursement.

2 Supplies. Supplies are projected to be \$12,278,000 over budget primarily due to DFR expenses for fleet maintenance, repair, and emergency supplies (\$3,484,000); TRN street lighting and signal maintenance (\$3,240,000); reimbursed PKR utility costs associated with Fair Park First (\$2,666,000); and new DPD service weapons (\$570,000) and furniture costs for the DPD strategy management division (\$261,000).

4 Capital Outlay. Capital outlay is projected to be \$1,449,000 under budget due to delayed vehicle procurement causing increased costs for equipment rental, expensed in contractual services, and alley improvement projects expensed in both contractual services and supplies.

FY 2022-23 Financial Forecast Report

GENERAL FUND EXPENDITURES

#	Expenditure by Department	FY 2022-23 Adopted Budget	FY 2022-23 Amended Budget	YTD Actual	YE Forecast	Variance
1	Budget & Management Services	\$4,277,919	\$4,069,014	\$4,055,356	\$4,069,014	\$0
2	Building Services	30,390,891	35,805,391	35,002,665	35,632,081	(173,310)
3	City Attorney's Office	20,971,242	21,215,068	20,213,733	21,122,820	(92,248)
4	City Auditor's Office	3,163,255	2,817,416	2,651,522	2,795,021	(22,395)
5	City Controller's Office	8,567,559	8,504,256	8,737,722	8,397,635	(106,621)
6	Independent Audit	755,000	755,000	755,000	755,000	0
7	City Manager's Office	3,205,072	3,305,833	3,133,767	3,305,833	0
8	City Secretary's Office	3,141,520	3,258,784	2,990,383	3,163,612	(95,172)
9	Elections	2,022,829	2,201,129	1,622,018	1,432,745	(768,384)
10	Civil Service	3,064,698	2,726,486	2,463,245	2,550,078	(176,408)
11	Code Compliance	41,342,433	41,934,911	39,801,822	41,934,911	0
12	Court & Detention Services	26,923,902	26,173,462	25,302,705	25,720,641	(452,821)
13	Jail Contract	8,344,443	8,344,443	8,344,443	8,344,443	0
14	Dallas Animal Services	17,725,448	17,802,125	18,188,957	17,522,621	(279,504)
15	Dallas Fire-Rescue	369,069,665	380,263,606	383,361,717	379,754,259	(509,347)
16	Dallas Police Department	611,908,283	616,889,896	599,491,703	616,889,896	0
17	Data Analytics & Business Intelligence	5,281,114	4,444,289	4,067,541	4,356,335	(87,954)
18	Housing & Neighborhood Revitalization	4,639,881	4,111,669	4,703,851	4,085,682	(25,987)
19	Human Resources	8,140,152	9,881,445	8,713,158	9,881,445	0
20	Judiciary	4,273,646	3,882,660	4,128,407	3,882,660	0
21	Library	37,544,060	37,741,393	33,974,145	36,426,523	(1,314,870)
	Management Services					
22	311 Customer Service Center	5,850,487	5,232,201	5,888,986	4,953,073	(279,128)
23	Communications, Outreach, & Marketing	3,699,446	2,664,435	2,703,976	2,609,018	(55,417)
24	Office of Community Care	9,365,486	9,332,529	9,176,276	9,224,461	(108,068)
25	Office of Community Police Oversight	811,382	572,769	480,615	500,499	(72,270)
26	Office of Emergency Management	1,344,664	1,347,438	1,105,574	1,347,438	0
27	Office of Environmental Quality & Sustainability	6,898,850	6,071,897	8,524,260	6,057,169	(14,728)
28	Office of Equity & Inclusion	3,809,929	3,668,250	2,864,393	2,972,357	(695,893)
29	Office of Government Affairs	956,162	989,624	998,122	969,881	(19,743)
30	Office of Historic Preservation	1,341,076	1,202,424	819,611	861,406	(341,019)
31	Office of Homeless Solutions	15,197,632	16,801,704	16,658,348	16,778,600	(23,104)
32	Office of Integrated Public Safety Solutions	5,630,099	4,709,515	4,283,080	4,610,344	(99,171)
33	Small Business Center	3,746,673	3,432,914	3,178,726	3,308,688	(124,226)
34	Mayor & City Council	6,645,643	6,724,550	6,041,364	6,288,227	(436,323)
35	Non-Departmental	135,306,683	136,953,972	133,235,682	136,098,581	(855,391)
36	Office of Arts & Culture	22,496,061	22,524,491	24,985,475	22,523,989	(502)
37	Office of Economic Development	3,918,798	4,019,415	4,582,380	4,013,475	(5,940)
38	Park & Recreation	106,863,878	113,906,451	115,183,676	113,906,451	0
39	Planning & Urban Design	5,150,852	4,707,895	4,784,702	4,560,182	(147,713)
40	Procurement Services	3,014,089	2,888,877	2,641,941	2,750,878	(137,999)
41	Public Works	89,209,383	89,898,768	89,612,700	89,898,767	0
42	Transportation	51,984,903	52,086,778	49,385,587	51,045,830	(1,040,948)
	Total Departments	\$1,697,995,188	\$1,725,865,173	\$1,698,839,334	\$1,717,302,570	(\$8,562,602)
43	Financial Reserves	0	0	0	0	0
44	Liability/Claims Fund Transfer	3,501,999	3,501,999	3,501,999	3,501,999	0
45	Salary and Benefit Stabilization	5,317,000	0	0	0	0
	Total Expenditures	\$1,706,814,187	\$1,729,367,172	\$1,702,341,333	\$1,720,804,569	(\$8,562,602)

VARIANCE NOTES

General Fund variance notes are provided below for departments with YE forecast variances of +/- five percent, amended budgets, or YE forecasts projected to exceed budget.

1 Budget & Management Services. City Council increased BMS's budget by \$11,000 on May 10 by ordinance #32456 for one-time incentive payments. City Council decreased BMS's budget by \$220,000 on September 27 by ordinance #32558 due to salary savings.

2 Building Services. City Council increased BSD's budget by \$3,406,000 on May 10 by ordinance #32456 for one-time incentive payments and HVAC and heating costs at City Hall. City Council increased BSD's budget by \$2,008,000 on September 27 by ordinance #32558 due to unbudgeted repairs and equipment replacements at the Central Library, Jack Evans Police Headquarters, and City Hall; increased maintenance and repair for HVAC and generators at various City facilities; and unbudgeted spot coolers for various Fire Stations.

3 City Attorney's Office. City Council increased CAO's budget by \$62,000 on May 10 by ordinance #32456 for one-time incentive payments. City Council increased CAO's budget by \$181,000 on September 27 by ordinance #32558 due to termination payouts for retiring employees and increased costs for health benefits.

4 City Auditor's Office. City Council increased AUD's budget by \$4,000 on May 10 by ordinance #32456 for one-time incentive payments. City Council decreased AUD's budget by \$350,000 on September 27 by ordinance #32558 due to salary and professional services savings.

5 City Controller's Office. City Council increased CCO's budget by \$27,000 on May 10 by ordinance #32456 for one-time incentive payments. City Council decreased CCO's budget by \$90,000 on September 27 by ordinance #32558 due to professional services savings.

7 City Manager's Office. City Council decreased CMO's budget by \$90,000 on May 10 by ordinance #32456 to reallocate existing resources between various City Departments, partially offset by an increase for one-time incentive payments. City Council increased CMO's budget by \$191,000 on September 27 by ordinance #32558 due to personnel costs associated with prior year organizational changes, professional development, and Youth Commission activities.

8 City Secretary's Office. City Council increased SEC's budget by \$117,000 on May 10 by ordinance #32456 for one-time incentive payments and various equity adjustments.

9 Elections. City Council increased Election's budget by \$178,000 on May 10 by ordinance #32456 to pay a contract expense with the Dallas County Elections Department for the June 5, 2021 Joint Runoff Election and advertising (\$382,000), partially offset by a refund from the May 1, 2021 Joint Election (\$203,000) due to final costs being less than the City's deposit. Expenses are projected to be \$768,000 under budget due to the pending final cost of the June 10, 2023 Joint Runoff Election that will be realized in FY 2023-24.

10 Civil Service. City Council increased CVS's budget by \$12,000 on May 10 by ordinance #32456 for one-time incentive payments. City Council decreased CVS's budget by \$350,000 on September 27 by ordinance #32558 due to salary savings. Civil Service is projected to be \$176,000 under budget due to salary savings for two vacant positions.

11 Code Compliance. City Council increased CCS's budget by \$223,000 on May 10 by ordinance #32456 for one-time incentive payments. City Council increased CCS's budget by \$370,000 on September 27 by ordinance #32558 due to increased costs for health benefits.

12 Court & Detention Services. City Council increased CTS's budget by \$110,000 on May 10 by ordinance #32456 for one-time incentive payments. City Council decreased CTS's budget by \$860,000 on September 27 by ordinance #32558 due to salary savings.

VARIANCE NOTES

General Fund variance notes are provided below for departments with YE forecast variances of +/- five percent, amended budgets, or YE forecasts projected to exceed budget.

14 Dallas Animal Services. City Council increased DAS's budget by \$87,000 on May 10 by ordinance #32456 for one-time incentive payments. City Council decreased DAS's budget by \$10,000 on September 27 by ordinance #32558 due to salary savings.

15 Dallas Fire-Rescue. City Council increased DFR's budget by \$3,832,000 on May 10 by ordinance #32456 for one-time incentive payments, uniform overtime expenses, and the increase in fuel prices. City Council increased DFR's budget by \$7,362,000 on September 27 by ordinance #32558 due to in-house and outsourced fleet maintenance and repair (\$4,274,000), emergency medical response and other supplies (\$1,346,000), and increased costs for health benefits (\$2,285,000).

16 Dallas Police Department. City Council increased DPD's budget by \$840,000 on May 10 by ordinance #32456 for one-time incentive payments, to reallocate existing resources between various City departments, equity adjustments for Open Records staff, and the increase in fuel prices. City Council increased DFR's budget by \$4,142,000 on September 27 by ordinance #32558 due to increased costs for health benefits.

17 Data Analytics & Business Intelligence. City Council increased DBI's budget by \$13,000 on May 10 by ordinance #32456 for one-time incentive payments. City Council decreased DBI's budget by \$850,000 on September 27 by ordinance #32558 due to salary savings.

18 Housing & Neighborhood Revitalization. City Council increased HOU's budget by \$12,000 on May 10 by ordinance #32456 for one-time incentive payments. City Council decreased HOU's budget by \$540,000 on September 27 by ordinance #32558 due to salary savings and developer loan savings.

19 Human Resources. City Council increased HR's budget by \$226,000 on May 10 by ordinance #32456 for one-time incentive payments and to reallocate existing resources between various City departments. City Council increased HR's budget by \$1,516,000 on September 27 by ordinance #32558 due to temporary staffing expenses.

20 Judiciary. City Council increased CTJ's budget by \$9,000 on May 10 by ordinance #32456 for one-time incentive payments. City Council decreased CTJ's budget by \$400,000 on September 27 by ordinance #32558 due to salary savings.

21 Library. City Council increased LIB's budget by \$207,000 on May 10 by ordinance #32456 for one-time incentive payments. City Council decreased LIB's budget by \$10,000 on September 27 by ordinance #32558 due to salary savings.

22 311 Customer Service Center. City Council increased 311's budget by \$62,000 on May 10 by ordinance #32456 for one-time incentive payments. City Council decreased 311's budget by \$680,000 on September 27 by ordinance #32558 due to salary savings. 311 is projected to be \$279,000 under budget primarily due to salary savings associated with 27 vacant positions.

23 Communications, Outreach, & Marketing. City Council decreased COM's budget by \$235,000 on May 10 by ordinance #32456 for one-time incentive payments and to reallocate existing resources between various City departments. City Council decreased COM's budget by \$800,000 on September 27 by ordinance #32558 due to salary savings.

VARIANCE NOTES

General Fund variance notes are provided below for departments with YE forecast variances of +/- five percent, amended budgets, or YE forecasts projected to exceed budget.

24 Office of Community Care. City Council increased OCC's budget by \$27,000 on May 10 by ordinance #32456 for one-time incentive payments. City Council decreased OCC's budget by \$60,000 on September 27 by ordinance #32558 due to salary savings.

25 Office of Community Police Oversight. City Council increased OCPO's budget by \$1,000 on May 10 by ordinance #32456 for one-time incentive payments. City Council decreased OCPO's budget by \$240,000 on September 27 by ordinance #32558 due to salary savings. OCPO is projected to be \$72,000 under budget primarily due to salary savings associated with five vacant positions.

26 Office of Emergency Management. City Council increased OEM's budget by \$3,000 on May 10 by ordinance #32456 for one-time incentive payments.

27 Office of Environmental Quality & Sustainability. City Council increased OEQS's budget by \$53,000 on May 10 by ordinance #32456 for one-time incentive payments. City Council decreased OEQS's budget by \$880,000 on September 27 by ordinance #32558 due to salary savings.

28 Office of Equity & Inclusion. City Council increased OEI's budget by \$8,000 on May 10 by ordinance #32456 for one-time incentive payments. City Council decreased OEI's budget by \$150,000 on September 27 by ordinance #32558 due to salary savings. OEI is projected to be \$696,000 under budget primarily due to salary savings associated with seven vacant positions and professional services.

29 Office of Government Affairs. City Council increased OGA's budget by \$18,000 on May 10 by ordinance #32456 for one-time incentive payments and to reallocate existing resources between various City departments. City Council increased OGA's budget by \$15,000 on September 27 by ordinance #32558 due to temporary staffing costs and other costs associated with the Texas State Legislature session.

30 Office of Historic Preservation. City Council increased OHP's budget by \$21,000 on May 10 by ordinance #32456 for one-time incentive payments and other equity adjustments. City Council decreased OHP's budget by \$160,000 on September 27 by ordinance #32558 due to salary savings. OHP is projected to be \$341,000 under budget due to professional services savings associated with the Historic Resource Survey.

31 Office of Homeless Solutions. City Council increased OHS's budget by \$1,654,000 on May 10 by ordinance #32456 for one-time incentive payments and an emergency procurement for temporary housing of 94 individuals from an encampment decommissioned by the DRTRR in January. The expense includes up to 90 days of lodging, food, and hygiene products for the clients (\$923,000); security services (\$216,000); and staff to monitor the shelter (\$497,000). City Council decreased OHS's budget by \$50,000 on September 27 by ordinance #32558 due to salary savings.

32 Office of Integrated Public Safety Solutions. City Council increased IPSS's budget by \$19,000 on May 10 by ordinance #32456 for one-time incentive payments. City Council decreased IPSS's budget by \$940,000 on September 27 by ordinance #32558 due to program savings related to the Metrocare services contract and the expiration of the Youth Advocate Program contract.

33 Small Business Center. City Council increased SBC's budget by \$6,000 on May 10 by ordinance #32456 for one-time incentive payments. City Council decreased SBC's budget by \$320,000 on September 27 by ordinance #32558 due to salary savings.

VARIANCE NOTES

General Fund variance notes are provided below for departments with YE forecast variances of +/- five percent, amended budgets, or YE forecasts projected to exceed budget.

34 Mayor & City Council. City Council increased MCC's budget by \$295,000 on May 10 by ordinance #32456 for one-time incentive payments, to reallocate existing resources between various City departments, and other equity adjustments. City Council decreased MCC's budget by \$216,000 on September 27 by ordinance #32558 due to salary savings. MCC is projected to be \$436,000 under budget primarily due to vehicle reimbursement savings and salary savings associated with nine vacant positions.

35 Non-Departmental. City Council increased Non-D's budget by \$7,000,000 on May 10 by ordinance #32456 for a transfer to the Economic Development Corporation (EDC). City Council decreased Non-D's budget by \$5,352,711 on September 27 by ordinance #32558 due to savings associated with reduced interest costs for Master Lease drawdowns (\$1,364,000), reduced costs for contract wrecker due to implementation of the new auto pound contract (\$1,600,000), and commercial paper program fees (\$800,000).

36 Office of Arts & Culture. City Council increased OAC's budget by \$28,000 on May 10 by ordinance #32456 for one-time incentive payments.

37 Office of Economic Development. City Council increased ECO's budget by \$101,000 on May 10 by ordinance #32456 for one-time incentive payments and to reallocate existing resources between various City departments.

38 Park & Recreation. City Council increased PKR's budget by \$4,438,000 on May 10 by ordinance #32456 for one-time incentive payments, security and safety measures, park maintenance, temporary staffing, and the increase in fuel prices. City Council increased PKR's budget by \$2,605,000 on September 27 by ordinance #32558 due to increased costs for health benefits and unbudgeted utility costs associated with Fair Park First, which are offset by additional revenue (\$2,666,000).

39 Planning & Urban Design. City Council increased PUD's budget by \$27,000 on May 10 by ordinance #32456 for one-time incentive payments, to reallocate existing resources between various City departments, and for professional planning and zoning services to assist with the workload of processing and reviewing zoning applications (to be reimbursed by DEV). City Council decreased PNV's budget by \$470,000 on September 27 by ordinance #32558 due to salary savings.

40 Procurement Services. City Council increased POM's budget by \$125,000 on May 10 by ordinance #32456 for one-time incentive payments and temporary staffing costs related to informal bid solicitation review. City Council decreased POM's budget by \$250,000 on September 27 by ordinance #32558 due to salary savings. POM is projected to be \$138,000 under budget primarily due to salary savings associated with nine vacant positions.

41 Public Works. City Council increased PBW's budget by \$236,000 on May 10 by ordinance #32456 for one-time incentive payments, to reallocate existing resources between various City departments, and the increase in fuel prices. City Council increased PBW's budget by \$453,000 on September 27 by ordinance #32558 due to increased costs for health benefits.

42 Transportation. City Council increased TRN's budget by \$102,000 on May 10 by ordinance #32456 for one-time incentive payments and the increase in fuel prices. TRN is projected to be \$1,041,000 under budget primarily due to salary savings.

VARIANCE NOTES

General Fund variance notes are provided below for departments with YE forecast variances of +/- five percent, amended budgets, or YE forecasts projected to exceed budget.

45 Salary & Benefit Stabilization. The FY 2022-23 Ordinance authorizes the City Manager to transfer appropriations from S&B to any department as allowed by City Charter Chapter XI (Sec. 3), of which, \$2,693,000 was transferred to SEC for various equity adjustments (\$103,000), to ATT for retirement payouts (94,000), to CMO for personnel costs associated with prior year organizational changes (\$72,000), and to all General Fund departments for one-time incentive payments (\$2,424,000). City Council reallocated the remaining \$2,624,000 S&B budget on September 27 by ordinance #32558 to address overages in various departments due to increased costs for health benefits.

FY 2022-23 Financial Forecast Report

ENTERPRISE FUNDS

Department	FY 2022-23 Adopted Budget	FY 2022-23 Amended Budget	YTD Actual	YE Forecast	Variance
------------	------------------------------	------------------------------	------------	-------------	----------

1 AVIATION

Beginning Fund Balance	\$53,227,959	\$53,227,959		\$75,699,313	\$22,471,354
Total Revenues	158,542,590	158,542,590	191,892,696	191,892,696	33,350,106
Total Expenditures	163,476,405	163,476,405	159,505,222	163,476,404	0
Ending Fund Balance	\$48,294,144	\$48,294,144		\$104,115,604	\$55,821,460

2 CONVENTION & EVENT SERVICES

Beginning Fund Balance	\$43,463,338	\$43,463,338		\$56,656,767	\$13,193,429
Total Revenues	113,230,392	136,788,275	95,878,357	136,788,275	0
Total Expenditures	113,231,392	136,788,275	105,842,765	136,788,275	0
Ending Fund Balance	\$43,462,338	\$43,463,338		\$56,656,767	\$13,193,429

3 DEVELOPMENT SERVICES

Beginning Fund Balance	\$45,375,814	\$45,375,814		\$38,036,071	(\$7,339,743)
Total Revenues	35,340,940	35,340,940	37,242,042	38,767,858	3,426,918
Total Expenditures	43,830,455	60,883,936	57,228,137	60,679,833	(204,103)
Ending Fund Balance	\$36,886,299	\$19,832,818		\$16,124,096	(\$3,708,722)

4 MUNICIPAL RADIO

Beginning Fund Balance	\$745,490	\$745,490		\$572,451	(\$173,039)
Total Revenues	1,003,095	1,121,631	589,223	878,629	(243,002)
Total Expenditures	1,003,095	1,121,631	996,466	1,086,414	(35,217)
Ending Fund Balance	\$745,490	\$745,490		\$364,666	(\$380,824)

5 SANITATION SERVICES

Beginning Fund Balance	\$19,328,242	\$19,328,242		\$19,627,964	\$299,722
Total Revenues	145,369,518	145,369,518	152,130,189	152,707,382	7,337,864
Total Expenditures	143,785,140	146,473,487	130,369,175	146,473,487	0
Ending Fund Balance	\$20,912,620	\$18,224,273		\$25,861,858	\$7,637,585

6 STORM DRAINAGE MANAGEMENT—DALLAS WATER UTILITIES

Beginning Fund Balance	\$15,732,597	\$15,732,597		\$19,962,402	\$4,229,805
Total Revenues	72,433,742	72,433,742	77,861,280	75,861,292	3,427,550
Total Expenditures	72,433,742	82,433,742	70,888,521	77,437,767	(4,995,975)
Ending Fund Balance	\$15,732,597	\$5,732,597		\$18,385,928	\$12,653,331

7 WATER UTILITIES

Beginning Fund Balance	\$133,050,983	\$133,050,983		\$168,023,058	\$34,972,075
Total Revenues	755,226,160	755,226,160	826,638,355	826,662,465	71,436,305
Total Expenditures	761,226,160	834,226,160	833,370,758	834,226,160	0
Ending Fund Balance	\$127,050,983	\$54,050,983		\$160,459,363	\$106,408,380

FY 2022-23 Financial Forecast Report

INTERNAL SERVICE FUNDS

Department	FY 2022-23 Adopted Budget	FY 2022-23 Amended Budget	YTD Actual	YE Forecast	Variance
------------	------------------------------	------------------------------	------------	-------------	----------

8 BOND & CONSTRUCTION MANAGEMENT

Beginning Fund Balance	(\$14,768)	(\$14,768)		(\$1,400,504)	(\$1,385,736)
Total Revenues	23,087,146	23,087,146	11,507,183	19,745,306	(3,341,840)
Total Expenditures	23,087,146	23,087,146	18,132,238	18,344,802	(4,742,344)
Ending Fund Balance	(\$14,768)	(\$14,768)		(\$0)	\$14,768

9 EQUIPMENT & FLEET MANAGEMENT

Beginning Fund Balance	\$10,783,384	\$10,783,384		\$11,008,909	\$225,525
Total Revenues	61,259,566	67,065,681	51,854,582	66,167,422	(898,259)
Total Expenditures	66,600,148	73,194,904	69,387,830	71,345,678	(1,849,226)
Ending Fund Balance	\$5,442,802	\$4,654,161		\$5,830,653	\$1,176,492

10 EXPRESS BUSINESS CENTER

Beginning Fund Balance	\$5,684,817	\$5,684,817		\$5,940,355	\$255,538
Total Revenues	2,593,790	2,593,790	3,000,504	3,474,046	880,256
Total Expenditures	2,361,983	2,832,479	2,482,594	2,713,062	(119,417)
Ending Fund Balance	\$5,916,624	\$5,446,128		\$6,701,338	\$1,255,210

11 INFORMATION TECHNOLOGY

Beginning Fund Balance	\$9,119,837	\$9,119,837		\$20,013,158	\$10,893,321
Total Revenues	108,985,933	108,985,933	108,941,169	109,630,340	644,407
Total Expenditures	110,191,357	114,563,917	109,590,825	111,484,356	(3,079,561)
Ending Fund Balance	\$7,914,413	\$3,541,853		\$18,159,142	\$14,617,289

12 RADIO SERVICES

Beginning Fund Balance	\$1,139,315	\$1,139,315		\$2,712,126	\$1,572,811
Total Revenues	16,863,428	16,863,428	15,345,895	16,495,360	(368,068)
Total Expenditures	16,867,557	16,867,557	13,135,072	13,269,944	(3,597,613)
Ending Fund Balance	\$1,135,186	\$1,135,186		\$5,937,542	\$4,802,356

FY 2022-23 Financial Forecast Report

OTHER FUNDS

Department	FY 2022-23 Adopted Budget	FY 2022-23 Amended Budget	YTD Actual	YE Forecast	Variance
------------	------------------------------	------------------------------	------------	-------------	----------

13 9-1-1 SYSTEM OPERATIONS

Beginning Fund Balance	\$4,180,269	\$4,180,269		\$6,626,869	\$2,446,600
Total Revenues	12,017,444	12,017,444	12,706,690	13,810,793	1,793,349
Total Expenditures	14,212,742	14,212,742	10,216,394	11,691,727	(2,521,015)
Ending Fund Balance	\$1,984,971	\$1,984,971		\$8,745,935	\$6,760,964

14 DEBT SERVICE

Beginning Fund Balance	\$66,867,697	\$66,867,697		\$69,564,897	\$2,697,200
Total Revenues	408,298,161	408,298,161	362,924,657	393,159,409	(15,138,752)
Total Expenditures	412,314,869	412,314,869	360,356,180	368,356,534	(43,958,335)
Ending Fund Balance	\$62,850,989	\$62,850,989		\$94,367,772	\$31,516,783

15 EMPLOYEE BENEFITS

City Contributions	\$108,965,789	\$123,999,997	\$111,689,728	\$123,999,997	\$0
Employee Contributions	44,675,798	45,633,730	45,011,326	45,318,637	(315,093)
Retiree	26,927,732	24,922,818	24,338,300	24,911,004	(11,814)
Other	0	142,889	185,119	185,119	42,230
Total Revenues	180,569,319	194,699,434	181,224,474	194,414,757	(284,677)
Total Expenditures	\$189,583,785	\$201,121,234	\$183,343,800	\$200,396,088	(\$725,146)

Note: FY 2022-23 YE forecast reflects claim expenses expected to occur in the fiscal year. Fund balance (not included) reflects incurred but not reported (IBNR) claims.

16 RISK MANAGEMENT

Worker's Compensation	\$16,041,001	\$16,041,001	\$16,579,293	\$16,579,293	\$538,292
Third Party Liability	10,033,670	10,033,670	11,181,255	11,181,255	1,147,585
Purchased Insurance	13,445,548	13,445,548	13,492,673	13,492,673	47,125
Interest and Other	0	0	846,264	846,264	846,264
Total Revenues	39,520,219	39,520,219	42,099,485	42,099,485	2,579,266
Total Expenditures	\$57,449,878	\$57,449,878	\$32,395,050	\$32,395,050	(\$25,054,828)

Note: FY 2022-23 YE forecast reflects claim expenses expected to occur in the fiscal year. Fund balance (not included) reflects the total current liability for Risk Management (worker's compensation/liability/property insurance).

VARIANCE NOTES

The Enterprise, Internal Service, and Other Funds summaries include the beginning fund balance with the YE revenue and expenditure forecasts. As of September 30, 2023, the beginning fund balance for the adopted and amended budgets and YE forecast represents the FY 2021-22 audited ending fund balance and includes FY 2021-22 YE savings. Variance notes are provided below for funds with a YE forecast variance of +/- five percent, YE forecast projected to exceed budget, or projected use of fund balance.

1 Aviation. AVI revenues are projected to be \$33,350,000 over budget due to greater-than-expected revenues from garage parking, concessions, and NTTA fees.

2 Convention and Event Services. City Council increased CCT's expense budget by \$2,459,000 on May 10 by ordinance #32456 for new positions for the internal master planning team and by \$21,098,000 on September 27 by ordinance #32558 for increased event revenues.

3 Development Services. City Council increased DEV's expense budget by \$5,000,000 on November 9 by resolution 22-1676 for construction services at 7800 N Stemmons; by \$5,701,000 on February 22 by resolution 23-0317 for a service contract with Accela, Inc. for the purchase of initial licenses and implementation, maintenance, and support of a building permitting and land management solution; and by \$129,000 on May 10 by ordinance #32456 to reimburse planning and zoning services in Planning & Urban Design (PUD); by \$2,423,000 on June 28 by resolution 23-0936 for services to support the implementation of a land management system; and by \$3,801,000 on September 27 by ordinance #32558 for software upgrades. DEV revenues are projected to be \$3,427,000 over budget due to an increase in permits and additional revenue not budgeted from the Rapid Single-Family VIP Program (RSVP).

4 Municipal Radio. City Council increased Municipal Radio's expense budget by \$98,000 on May 10 by ordinance #32456 for the Nielsen contract buyout and by \$21,000 on September 27 by ordinance #32558 for temporary staffing for furniture disposal and records cleanup. OCA revenues are expected to be \$243,000 under budget due to lower advertising revenue. OCA will use fund balance to cover any fund shortfall.

5 Sanitation Services. City Council increased SAN's expense budget by \$2,688,000 on September 27 by ordinance #32558 for contractor services related to brush and bulky item collection. SAN revenues are projected to be \$7,338,000 over budget mainly due to higher than anticipated commercial hauler volumes and better than projected residential service fees.

6 Storm Drainage Management. City Council increased SDM's expense budget by \$10,000,000 on May 10 by ordinance #32456 for a transfer to capital construction. SDM revenues are projected to be over budget \$3,428,000 due to an improved collection rate. SDM expenses are projected to be under budget by \$4,996,000 due to salary savings and lower than anticipated debt service transfers.

7 Water Utilities. City Council increased DWU's expense budget by \$73,000,000 on May 10 by ordinance #32456 for a transfer to capital construction. DWU revenues are projected to be above budget by \$71,436,000 due to higher-than expected consumption attributed to dry weather conditions.

8 Bond & Construction Management. BCM revenues are projected to be \$3,342,000 under budget due to charges to capital projects encumbered in the prior fiscal year. BCM expenses are projected to be \$4,742,000 under budget due to salary savings associated with 42 vacant positions. BCM charges each capital project budget for project implementation costs. Savings in actual implementation expenses result in fewer charges to the capital project.

VARIANCE NOTES

9 Equipment and Fleet Management. The FY 2022-23 Adopted Budget reflects planned use of fund balance. City Council increased EFM's expense budget by \$2,931,000 on May 10 by ordinance #33456 for increased fuel costs and contracted labor and by \$3,664,000 on September 27 by ordinance #32558 for contracted labor for extended life repairs, rebuilding of truck bodies, accommodations for SAN's 5-day schedule, repairs for Southeast Service Center garage, and vehicle parts. EFM expenses are projected to be \$1,849,000 under budget primarily due to salary savings and lower fuel costs.

10 Express Business Center. City Council increased Express Business Center's expense budget by \$470,000 on September 27 by ordinance #32558 to support increased office supplies costs and repayment of Coronavirus Relief Fund (CRF) payroll expenses. Express Business Center revenues are projected to be \$880,000 over budget due to auto pound sales.

11 Information Technology. City Council increased Information Technology's expense budget by \$4,373,000 on September 27 by ordinance #32558 for the repayment of Coronavirus Relief Funds (CRF) payroll expenses and the purchase of five Mix Mode threat and anomaly detection hardware devices that were not eligible for Master Lease Funding. Information Technology revenues are projected to be over budget \$644,000 due to interest earnings. Information Technology expenses are projected to be \$3,080,000 under budget due to the use of ARPA funds to pay for eligible expenses and contract delays.

12 Radio Services. Radio Services expenses are projected to be \$3,598,000 under budget due to delay in debt service payments for Master Lease.

13 9-1-1 System Operations. 911 System Operations revenues are projected to be \$1,793,000 over budget due to an increase in 911 fee collections for both wireless and wireline phones based on year-to-date receipts. 911 System Operations expenses are projected to be \$2,521,000 under budget due to the Esinet Charges being paid with the CSEC NG911 ESINet Grant.

14 Debt Service. Debt Service revenues are projected to be \$15,139,000 under budget due to an unrealized insurance payout (\$8,000,000). Debt Service expenses are projected to be \$43,958,000 under budget due to a delay in General Obligation bonds, certificates of obligation, and Master Lease issuances.

15 Employee Benefits. The amended budget was adjusted to match adjustments made citywide related to city contributions for employee benefits.

16 Risk Management. ORM revenues are projected to be \$2,579,000 over budget due to the addition of an Auto Collision and Comprehensive Insurance policy reimbursements. ORM expenses are projected to be \$25,055,000 under budget due to a delay in anticipated claims that have been moved from FY 2022-23 to FY 2023-24.

FY 2022-23 Financial Forecast Report

GENERAL OBLIGATION BONDS**2017 Bond Program**

Proposition		Authorized by Voters	ITD Appropriations	ITD Expenditures	Current Encumbered	Unencumbered
A	Street and Transportation	\$533,981,000	\$533,981,000	\$320,107,791	\$118,108,608	\$95,764,601
B	Park and Recreation Facilities	261,807,000	261,807,000	177,983,630	10,026,996	73,796,373
C	Fair Park	50,000,000	50,000,000	38,360,649	5,307,348	6,332,003
D	Flood Protection and Storm Drainage	48,750,000	48,750,000	17,241,896	17,792,549	13,715,555
E	Library Facilities	15,589,000	15,589,000	14,870,617	197,350	521,033
F	Cultural and Performing Arts Facilities	14,235,000	14,235,000	13,082,642	430,284	722,074
G	Public Safety Facilities	32,081,000	32,081,000	27,116,770	35,384	4,928,846
H	City Facilities	18,157,000	18,157,000	3,430,374	639,042	14,087,584
I	Economic Development	55,400,000	55,400,000	21,157,353	8,873,642	25,369,005
J	Homeless Assistance Facilities	20,000,000	20,000,000	17,368,393	94,461	2,537,146
Total		\$1,050,000,000	\$1,050,000,000	\$650,720,115	\$161,505,664	\$237,774,221

2012 Bond Program

Proposition		Authorized by Voters	ITD Appropriations	ITD Expenditures	Current Encumbered	Unencumbered
1	Street and Transportation Improvements	\$260,625,000	266,938,887	\$258,719,243	\$5,662,866	\$2,556,778
2	Flood Protection and Storm Drainage Facilities	326,375,000	326,375,000	250,913,893	64,048,202	11,412,904
3	Economic Development	55,000,000	55,000,000	39,069,338	5,115,200	10,815,462
Total		\$642,000,000	\$648,313,887	\$548,702,475	\$74,826,268	\$24,785,144

2006 Bond Program

Proposition		Authorized by Voters	ITD Appropriations	ITD Expenditures	Current Encumbered	Unencumbered
1	Street and Transportation Improvements	\$390,420,000	\$406,490,554	\$394,010,358	\$8,045,173	\$4,435,022
2	Flood Protection and Storm Drainage Facilities	334,315,000	342,757,166	303,118,979	13,765,886	25,872,301
3	Park and Recreation Facilities	343,230,000	353,343,060	348,919,637	1,816,147	2,607,276
4	Library Facilities	46,200,000	48,318,600	47,670,034	15,499	4,463,067
5	Cultural Arts Facilities	60,855,000	63,821,447	63,151,488	0	669,959
6	City Hall, City Service and Maintenance Facilities	34,750,000	36,216,478	33,056,925	446,979	2,712,573
7	Land Acquisition Under Land Bank Program	1,500,000	1,500,000	1,474,169	0	25,831
8	Economic Development	41,495,000	45,060,053	42,735,357	922,500	1,402,196
9	Farmers Market Improvements	6,635,000	6,933,754	6,584,013	0	349,741
10	Land Acquisition in the Cadillac Heights Area	22,550,000	22,727,451	11,781,139	49,983	10,896,329
11	Court Facilities	7,945,000	8,146,606	7,869,762	0	276,844
12	Public Safety Facilities and Warning Systems	63,625,000	66,072,938	65,380,180	411,256	281,502
Total		\$1,353,520,000	\$1,401,388,107	\$1,325,752,042	\$25,473,422	\$53,992,642


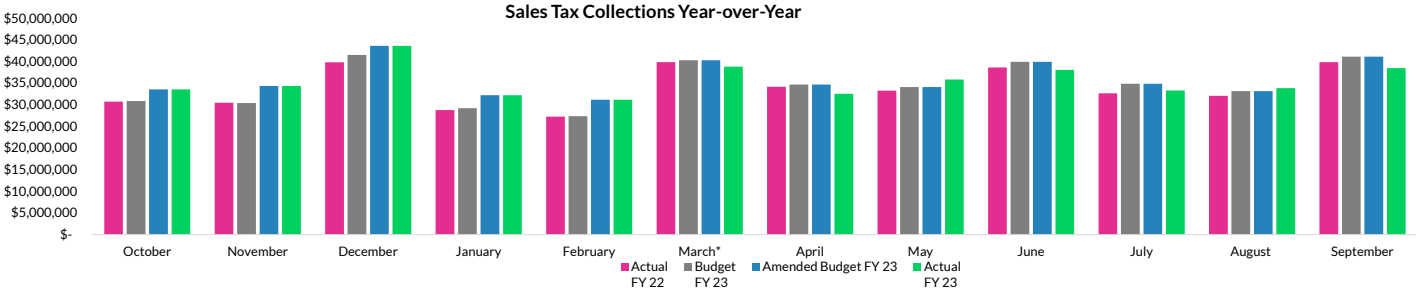
Note: The tables above reflect expenditures and encumbrances recorded in the City's financial system of record. They do not include commitments that have not yet been recorded in the system, such as amounts recently approved by City Council.

FY 2022-23 Financial Forecast Report

ECONOMIC INDICATORS

Sales Tax

The current sales tax rate is 8.25 percent - 6.25 percent goes to the state, one percent to the City, and one percent to DART. The FY 2022-23, Sales Tax Budget was increased to \$432,750,269 by the mid-year ordinance #32456 approved by City Council on May 10, 2023. As of September 30, 2023, the sales tax forecast is \$425,540,231. The charts in this section provide more information about sales tax collections.



FY 2022-23 Financial Forecast Report

ECONOMIC INDICATORS

Year-over-Year Change in Sales Tax Collections		
Industry	September FY23 over September FY22	FYTD23 over FYTD22
Retail Trade	-14%	3%
Wholesale Trade	-20%	-2%
Accommodation and Food Services	4%	9%
Information	5%	-20%
Construction	10%	-20%
Utilities	13%	15%
All Others	7%	-22%
Total Collections	-6%	-6%

Retail Trade. Includes establishments engaged in selling (retailing) merchandise, generally without transformation, and rendering services incidental to the sale of merchandise. The retailing process is the final step in the distribution of merchandise, so retailers are organized to sell merchandise in small quantities to the general public.

Wholesale Trade. Includes establishments engaged in wholesaling merchandise, generally without transformation, and rendering services incidental to the sale of merchandise. Wholesalers are organized to sell or arrange the purchase or sale of (a) goods for resale to other wholesalers or retailers, (b) capital or durable nonconsumer goods, and (c) raw and intermediate materials and supplies used in production.

Accommodation and Food Services. Includes establishments providing customers with lodging and/or preparing meals, snacks, and beverages for immediate consumption.

Information. Includes establishments engaged in (a) producing and distributing information and cultural products, (b) providing the means to transmit or distribute these products as well as data or communications, and (c) processing data.

Construction. Includes establishments primarily engaged in the construction of buildings or engineering projects (e.g., highways and utility systems). Establishments primarily engaged in the preparation of sites for new construction or in subdividing land for sale as building sites are also included in this sector.

Utilities. Includes establishments providing electric power, natural gas, steam supply, water supply, and sewage removal.

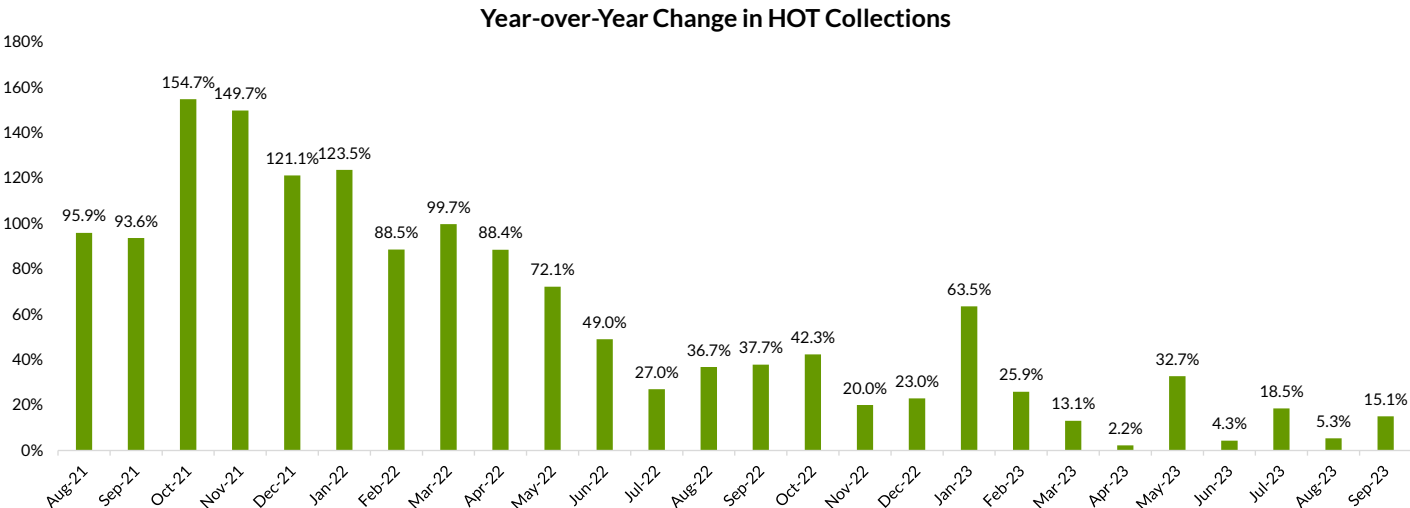
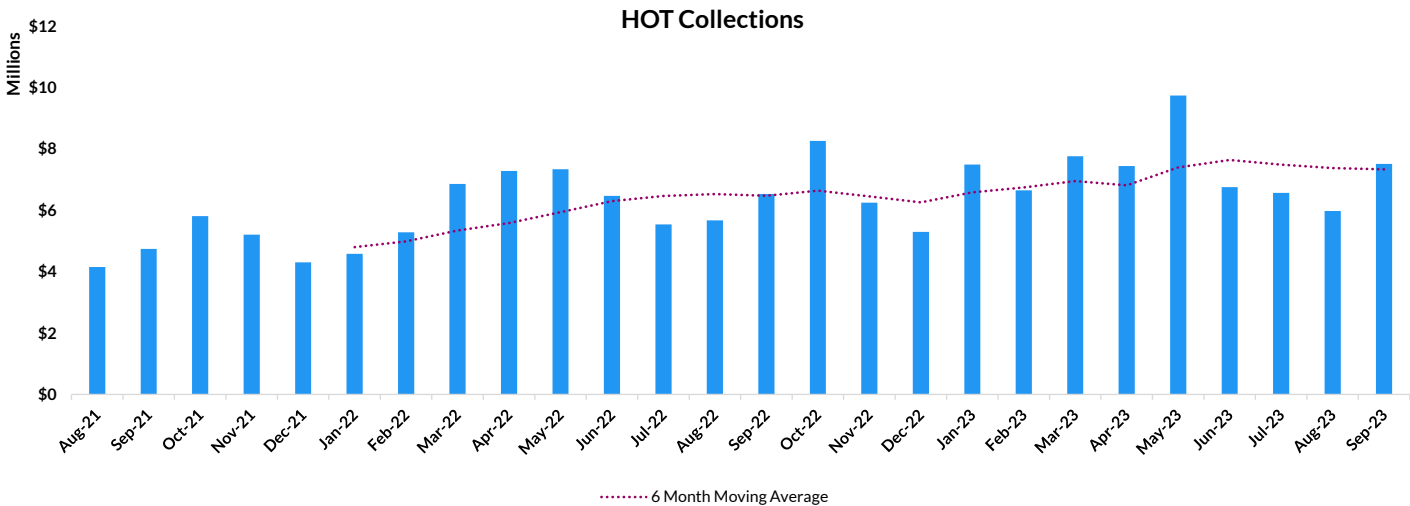
All Others. Includes but is not limited to manufacturing, professional and business services, financial activities, education and health services, and natural resources and mining.

FY 2022-23 Financial Forecast Report

ECONOMIC INDICATORS

Hotel Occupancy Tax

The City collects hotel occupancy taxes (HOT) on hotel, motel, bed and breakfast, and short-term rentals in the city limits. The HOT rate in Dallas is 15 percent of the cost of the room (not including food served or personal services not related to cleaning and readying the space for the guest)—six percent goes to the state, and nine percent goes to the City. Of the nine percent to the city, two percent is to be used for the Convention Center Expansion and the Fair Park Facilities Venue Projects and seven percent is allocated for Visit Dallas, Office of Arts and Culture, and Kay Bailey Hutchison Convention Center Dallas. HOT is the largest single revenue source for the Kay Bailey Hutchison Convention Center, and data is typically updated every two months.



FY 2022-23 Financial Forecast Report

ECONOMIC INDICATORS

Convention Center Event Bookings

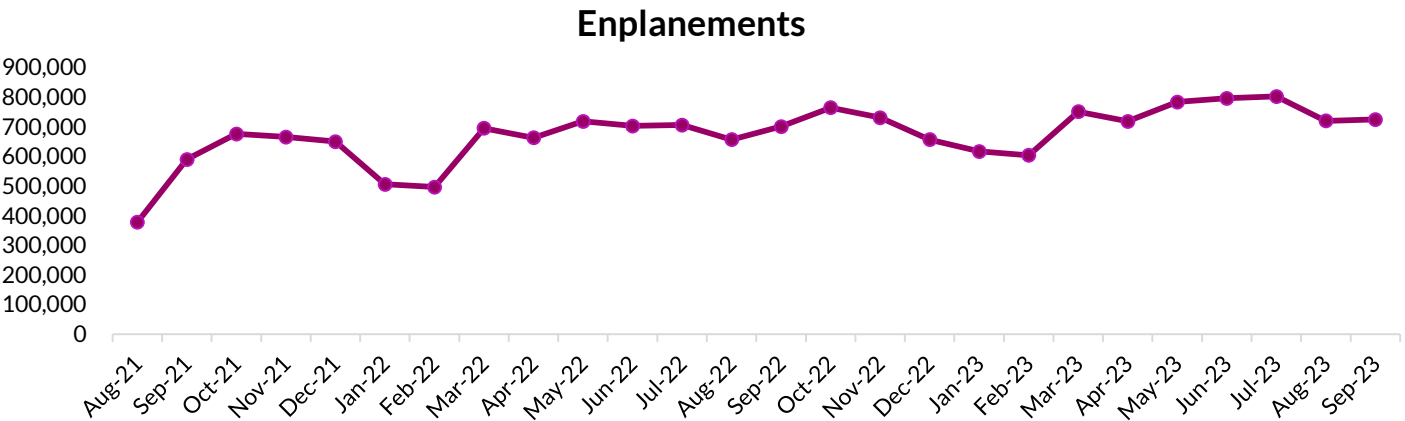
The table below lists the number of actual, planned, and forecast events at the KBHCCD for the last three fiscal years. Please note if no event takes place, it results in an equal reduction in revenue and expenses.

	FY21 Actual	FY22 Actual	FY23 Planned	FY23 Actual/Forecast*
October	3	6	10	10
November	1	5	2	2
December	2	9	11	12
January	1	4	7	5
February	0	10	9	14
March	2	13	7	10
April	1	8	5	6
May	6	6	9	10
June	7	11	9	12
July	7	4	10	5
August	4	8	5	5
September	5	10	4	5
Total	39	94	88	96

* Due to shifts in cancellations and rescheduling, FY23 actuals for prior months may be updated.

Love Field Enplanements

An enplanement is when a revenue-generating passenger boards an aircraft. Enplanements are the most important air traffic metric because enplaned passengers directly or indirectly generate 80 percent of Aviation revenues. Typically, Aviation generates only 20 percent of total operating revenues from non-passenger-related activities.

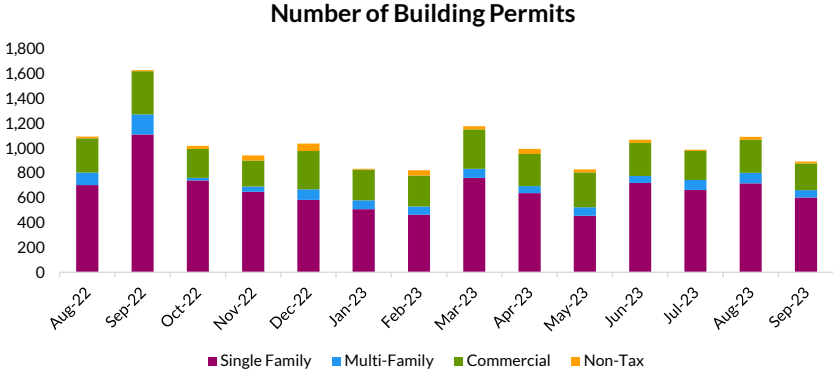


FY 2022-23 Financial Forecast Report

ECONOMIC INDICATORS

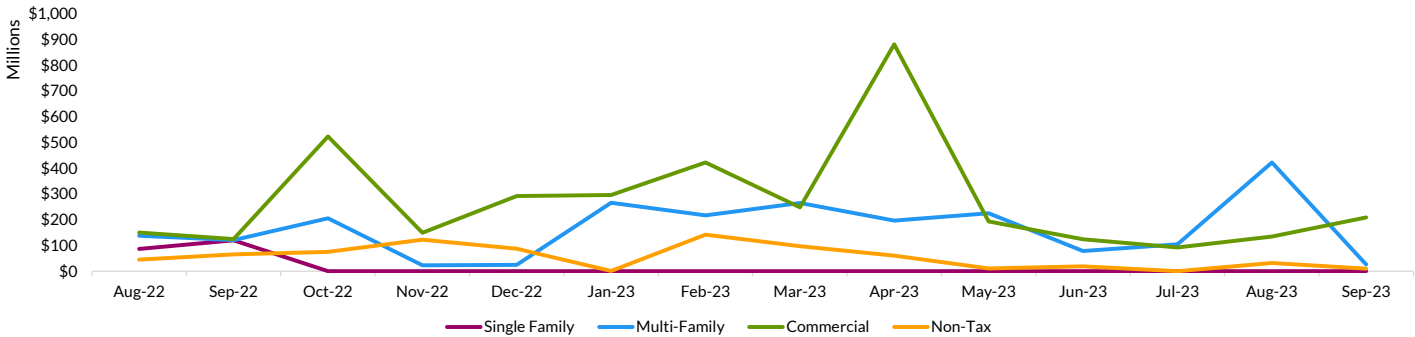
Building Permits

Building permits (required for all construction in Dallas) can provide insight into upcoming activity in the housing market and other areas of the economy. Permits are a key indicator of the confidence developers have in the economy; likewise, a decline can indicate developers do not anticipate economic growth in the near future. In some cities, this measure may be a leading indicator of property tax value growth, but in Dallas, the property tax forecast model includes other variables like wage/job growth, housing supply, gross domestic product, population, vacancy rates, and others.



* October 2022 - August 2023 reflects revised building permit data

Building Permit Valuations



* October 2022 - August 2023 reflects revised building permit data

DALLAS 365

The Dallas 365 initiative aligns 35 key performance measures to our eight strategic priorities. The department responsible for each measure is noted at the end of the measure's description, and last year's performance is included if available. If FY 2022-23 data is not available, N/A is listed.

Year-to-date (YTD) and year-end (YE) targets are presented for each measure. YTD targets may vary based on seasonality of the work. Each month, we compare 1) the YTD target with the actual performance for the current reporting period and 2) the YE target with the department's forecasted performance as of September 30, 2023.

Measures are designated "on target" (green) if actual YTD performance is equal to or greater than the YTD target. If actual YTD performance is within five percent of the YTD target, it is "near target" (yellow). Otherwise, the measure is designated "not on target" (red). The same methodology applies to YE forecasts. Variance notes are provided for each red measure.

Year-to-Date

 **25**
On Target

 **5**
Near Target

 **5**
Not on Target

#	Measure	FY 2021-22 Actual	FY 2022-23 Target	FY 2022-23 Actual
Economic Development				
1	Average number of business days to complete commercial permit application prescreen (Development Services)	5.7	5.0	2.0
2*	Percentage of next business day inspections performed on time (Development Services)	98.5%	98.0%	98.9%
3	Percentage spent with local businesses (Small Business Center)	36.7%	40.0%	59.0%
4	Percentage of dollars spent with local M/WBE businesses (Small Business Center)	84.6%	70.0%	80.9%
Environment & Sustainability				
5	Percentage of CECAP actions underway annually (Office of Environmental Quality & Sustainability)	94.3%	75.3%	75.3%
6	Percentage of on-time bulk & brush collections (Sanitation Services)	99.9%	95.0%	99.9%
7	Residential recycling diversion rate (Sanitation Services)	18.6%	20.0%	18.2%

* For most measures, high values indicate positive performance, but for these measures, the reverse is true.

FY 2022-23 Dallas 365

#	Measure	FY 2021-22 Actual	FY 2022-23 Target	FY 2022-23 Actual
Government Performance & Financial Management				
8	Percentage of invoices paid within 30 days (City Controller's Office)	88.1%	92.0%	79.7%
9	Percentage of vehicles receiving preventive maintenance on schedule (Equipment & Fleet Management)	96.2%	90.0%	97.2%
10	Percentage of 311 calls answered within 90 seconds (311 Customer Service Center)	42.4%	60.0%	61.8%
11	Percentage of informal solicitation requests (<\$50k) processed within 15 business days (Procurement Services)	N/A	80.0%	22.2%
Housing & Homeless Solutions				
12	Percentage of development funding leveraged by private sources (Housing & Neighborhood Revitalization)	85.6%	60.0%	89.7%
13	Percentage of unduplicated persons placed in permanent housing who remain housed after six months (Office of Homeless Solutions)	94.0%	85.0%	86.6%
14	Percentage of beds utilized under the Pay-to-Stay program (Office of Homeless Solutions)	98.6%	80.0%	100.0%
Public Safety				
15	Percentage of EMS responses within nine minutes or less (Dallas Fire-Rescue)	85.1%	90.0%	85.4%
16	Percentage of first company responses to structure fires within five minutes and 20 seconds of dispatch (Dallas Fire-Rescue)	87.5%	90.0%	87.0%
17*	Crimes against persons (Dallas Police Department)	2,302	2,000	1,936**
18	Percentage of responses to Priority 1 calls within eight minutes or less (Dallas Police Department)	47.6%	60.0%	61.5%
19	Percentage of 911 calls answered within 10 seconds (Dallas Police Department)	96.4%	90.0%	93.3%
20	Complaint resolution rate (Office of Community Police Oversight)	82.2%	70.0%	78.3%
21	Percentage of crisis intervention calls handled by the RIGHT Care team (Office of Integrated Public Safety Solutions)	52.6%	60.0%	59.8%

* For most measures, high values indicate positive performance, but for these measures, the reverse is true.

** October 2022 - August 2023 reflects corrected Dallas 365 actuals for measure #17: Crimes against persons (Dallas Police Department).

FY 2022-23 Dallas 365

#	Measure	FY 2021-22 Actual	FY 2022-23 Target	FY 2022-23 Actual
Quality of Life, Arts, & Culture				
22	Percentage of litter and high weed service requests closed within SLA (Code Compliance)	83.6%	65.0%	98.4%
23	Percentage increase in dogs and cats fostered (Dallas Animal Services)	33.4%	5.0%	41.9%
24	Percentage of technology devices checked out monthly (Hotspots and Chromebooks) (Library)	77.3%	75.0%	87.9%
25	Satisfaction rate with library programs (Library)	99.0%	93.0%	98.1%
26	Percentage of cultural services funding to ALAANA (African, Latinx, Asian, Arab, Native American) artists and organizations (Office of Arts & Culture)	30.2%	32.0%	32.8%
27	Average number of recreation programming hours per week (youth, seniors, and athletic leagues) (Park & Recreation)	2,192	1,615	3,269
28	Participation rate at late-night Teen Recreation (TRec) sites (Park & Recreation)	68.0%	80.0%	37.2%
Transportation & Infrastructure				
29	Percentage of bond appropriations awarded (ITD) (Bond & Construction Management)	85.6%	97.0%	84.6%
30	Percentage of planned lane miles improved (787 of 11,770 miles) (Public Works)	81.6%	100.0%	98.4%
31	Percentage of potholes repaired within three days (Public Works)	99.0%	98.0%	97.7%
32	Percentage of signal malfunction responses within 120 minutes (Transportation)	91.4%	91.0%	90.4%
33	Percentage of faded long line pavement marking miles improved (611 of 1,223 miles) (Transportation)	83.4%	50.0%	50.0%
Workforce, Education, & Equity				
34	Percentage increase of original multicultural and multilingual content (on public, educational, and government) (Communications, Outreach, & Marketing)	40.2%	25.0%	269.7%
35	Percentage increase of workforce development grant participants in underserved populations (Small Business Center)	N/A	60.0%	50.2%

* For most measures, high values indicate positive performance, but for these measures, the reverse is true.

FY 2022-23 Dallas 365

VARIANCE NOTES

8 CCO staffing vacancies have resulted in the not on target status for invoices paid within 30 days. All vacant positions have been posted and interviews are in progress to ensure staffing levels meet invoice processing workloads.

11 Vacancies for the two-person Buyer 1 team have played a major role in the performance variance. POM is actively onboarding and training a new Buyer 1, which will fully staff the team processing informal solicitation requests and assist in workload stabilization through improved staffing levels. POM staffing is anticipated to improve the target percentage for solicitations processed within 15 business days.

17 As a follow-up to the prior month, DPD is now reporting an accurate count of Crimes Against Persons per 100,000 residents that occur each month. DPD corrected the sum of monthly actuals, resulting in an adjustment to the year-end (YE) total to 1,936. The adjusted YE total meets the annual target of less than 2,000 Crimes Against Persons per 100,000 residents. Prior months have been corrected.

28 PKR teen late night program was not offered in the month of September primarily when program participation has historically declined. PKR will pivot in FY 2023-24 by sharing the overall success of teen programming by reporting the total number of teen program hours that are being conducted each month. The Late Night measurement reflects a small portion of overall teen programming efforts and was created when funding was increased for this specific program. Additionally, PKR is confident that the teen program will gain momentum throughout the city through special events, program delivery, and marketing.

29 Increasing material costs and the complexity of project negotiations delay construction schedules resulting in a variance. Bond Program Projects are expedited by infrastructure departments when feasible to ensure the implementation schedule is met. OBP expects performance to improve in the future.

35 Community Development Block Grant (CDBG) participation forecast decreased due to revised performance goals for the primary grant subrecipient whose enrollment commitment was reduced by over 50 percent, due to an adjusted calculation and update in YTD grant participants. The change in the number of participants for the one major sub-recipient impacted the overall performance numbers for each month. SBC continues to serve existing participants enrolled and anticipates improved attendance for future reporting.

BUDGET INITIATIVE TRACKER

The Budget Initiative Tracker reports on 35 activities included in the FY 2022-23 budget. For each initiative included in this report, you will find the initiative number, title, description, status, and measure. At the end of each description, the responsible department is listed. For the September report, the responsible department has provided a current status for the initiative and indicated whether the initiative is “complete” (blue circle) or “incomplete” (red x). There are a few measures with clear progress, but external factors delayed the progress. These measures have been noted as substantially complete in the status narrative and moved to “complete”. Additionally, there are several measures shown as “incomplete” that require additional time because of the scope and term of the project. These measures will be moved to Multi-Year Initiatives and continue to be tracked in FY 2023-24.



In the Spotlight

City of Accessibility

The City of Dallas has undertaken a multi-year initiative to enhance its compliance with the Americans with Disabilities Act (ADA). This effort involves conducting building assessments, reviewing departmental policies, and providing employee training. In FY 2022-23, the Office of Equity & Inclusion successfully completed 20 assessments and completed ADA policy reviews of selected departments. The project will culminate with the director's approval for the posting of all FY 2022-23 efforts to the ADA Transition Plan. Additionally, the development of web-based ADA training courses, covering security and ADA 101, is currently in progress.

The ADA Self-Evaluation and Transition Plan focuses on documenting the city's efforts related to Title II compliance, creating an inventory of city programs, services, and activities slated for evaluation in subsequent phases, and formulating a budget and schedule for self-evaluation. Notably, no evaluations of city programs, services, or activities will be conducted during this initial phase. The project encompasses an ADA compliance review of select city buildings, parking lots, paths of travel, and public rights-of-way data, with proposed solutions for non-compliant elements. An ADA Transition Plan document will be generated, providing comprehensive task documentation and associated findings.



FY 2022-23 Budget Initiative Tracker

ECONOMIC DEVELOPMENT**1 Building Permit Process**

INITIATIVE Reform the City's building permit process and improve the customer experience through investments in a new centrally located facility, enhanced technology, and expanded staffing. In FY 2022-23, Development Services will hire additional staff to expand the Project Dox Intake Division, add a Housing Team to improve quality inspections, and add a 2nd Q-Team to increase the timeliness of project completions. (DEV)

STATUS DEV plans to move in phases to the "One Stop Permitting Shop" centrally located at 7800 N Stemmons in November 2023. The department continues working to fill vacant positions and has a job fair scheduled for November 2023. The second Q-Team has been operational for 6 months and has processed 174 commercial building permits year to date. The Residential RSVP and Affordable Housing Teams issued a combined total of 180 new single-family permits with 56 being issued through the "Same Day" permitting process. DEV is on schedule with the implementation of the land management software, "Dallas Now", and the department is working with the Data Business Intelligence Department with the launch of the forward-facing commercial permitting dashboard, a soft launch has been rolled out for staff internal review with plans to fully deploy for public use in January 2024.

2 City Development Code

INITIATIVE Overhaul the City's Development Codes (Chapters 51, 51A, and 51P) to develop a modern, updated, and user-friendly development code that is streamlined, consistent, clear, and aligned with all City plans and policies. In FY 2022-23, PNV will execute a consultant contract, work alongside the consultant to perform a technical analysis of the effectiveness of current development codes and begin the public engagement process to ultimately reduce the total land development timeline. (PNV)

STATUS On June 15, 2023, City Council approved the consultant procurement item. The consultant is expected to participate in a citywide tour in October 2023 to observe existing conditions and identify areas of inadequate zoning protection. Consultants have begun preparing the initial diagnostics phase and have an estimated phase completion of March 2024.

3 Planning and Urban Design

INITIATIVE Provide critical administrative support to boards and committees supported by Planning and Urban Design. In FY 2022-23, PNV will hire four additional positions to provide administrative and technical support, which are key critical functions currently performed by planning staff, managers, and executive staff. (PNV)

STATUS All positions have been filled and new hires are in training.

4 City Auto Pound

INITIATIVE Pave the way for redevelopment of the Vilbig Auto Pound by fully implementing the terms of the service contract that includes wrecker dispatch, wrecker response, storage of vehicles, collection of fees, and disposition of unclaimed vehicles for non-evidentiary tows and implementation of fee changes for towing and storage. (DPD)

STATUS Implementation was completed, and the new Auto Pound Management and Tow Dispatch system went live on May 2, 2023 for non-evidentiary vehicles. Currently, DPD and the vendor are monitoring contract operations to identify and correct any further efficiencies and reviewing options for alternative storage sites for evidentiary vehicles.

FY 2022-23 Budget Initiative Tracker

ENVIRONMENT & SUSTAINABILITY**5 Water Conservation Five-Year Work Plan**

INITIATIVE Update the Water Conservation Five-Year Work Plan to be incorporated into the 2024 state required Water Conservation Plan and Long-Range Water Supply Plan that will update population, water demand and supply, and re-evaluate strategies to meet future needs for Dallas' water system. (DWU)

STATUS The Long-Range Water Supply Update and associated Water Conservation Plan Updates was awarded in fall 2022. A kick-off meeting was held in February between consultants and the City to review the current plan, analyze conservation strategies, and update and index the plan against customer cities, including the southwest cities. The data collection has been delivered and the initial draft is currently being prepared for delivery in Fall 2023. Upon review by DWU and Water Conservation, the Conservation Work Plan will be indexed to five southwestern cities.

6 Emerald Ash Borer (EAB) Mitigation

INITIATIVE Protect the City's tree canopy and slow the spread of Emerald Ash Borer (EAB) through a multi-departmental mitigation effort. In FY 2022-23, PKR will hire four positions for the Forestry EAB strike team to respond to Emerald Ash Borer deterioration effects and plant trees in city parks. In FY 2022-23, PBW will hire seven positions and focus on tree inventory and EAB treatments to slow the spread of EAB and develop a tree planting plan for citywide right-of-way and parkways. (PKR and PBW)

STATUS The EAB response plan has been initiated. The PKR staff Arborist will continue special assignment assessing and mapping ash trees on park properties. As of September the Arborist has surveyed about 400 parks and inventoried approximately 1,564 ash trees in the maintained portions of park properties. The Urban Biologist and City Forester positions continue working with the interdepartmental Forestry Technical Team. Sr. Environmental Coordinator, was onboarded in May.

7 Comprehensive Environmental & Climate Action Plan (CECAP) Outreach

INITIATIVE Develop a comprehensive multimedia outreach, education, and engagement program to provide information on environmental stewardship and sustainability, energy efficiency, and other related topics in the CECAP. In FY 2022-23, OEQS will implement effective community outreach in all areas of the City, including creative, media buys, banners, and other material to support greater community outreach and engagement efforts. (OEQS)

STATUS The advertising campaigns continued in August and September switching to Litter Abatement and WholeHomeDallas focus. All divisions within OEQS interact with aspects of the CECAP Plan. Creative development and resulting materials and websites were completed for greenjobskills.com, and wholehomedallas.com.

8 Solar Energy Initiative

INITIATIVE Invest \$1.0 million in FY 2022-23 for a solar energy initiative, to install solar panels, energy efficient lighting, retrofit controls, and weatherization at City facilities; and invest \$500,000 for solar battery pack at a city facility. (BSD)

STATUS RFP solicitation was published on January 18, 2023 for a \$500,000 solar panel PV and \$500,000 battery energy storage systems. The contract has been finalized and was approved by City Council on May 24. The contractor was issued a Notice to Proceed on June 12. Estimated project completion is August 31, 2024. BSD has also completed weatherization activities at all of the current eight resiliency locations.

FY 2022-23 Budget Initiative Tracker

ENVIRONMENT & SUSTAINABILITY**9 Brownfield Program**

INITIATIVE Further environmental justice efforts by setting aside \$1.5 million for educational programs and/or community-led solutions for environmental remediation projects as well as seed money for grants to build a brownfield program. In FY 2022-23, OEQS will hire two positions that will manage the program and develop a comprehensive Brownfields Program focused on community-informed solutions and potential Environmental Protection Agency (EPA) grants for environmental remediation projects to address brownfields throughout the city. (OEQS)

STATUS: OEQS established a Brownfield program and hired two positions to manage the program. The program continues to engage with community groups to properly assess revitalization needs. The Brownfields Advisory Committee will begin meeting in FY23-24. The program is partnering with GroundworkUSA to advance EPA recommended community outreach practices and develop a GIS based Brownfields inventory map. The program is also exploring pilot projects to utilize the City's Environmental Justice Funds. An RFP is in process to find underwriting services to support the \$1,000,000 Revolving Loan Fund Grant. The anticipated start date for RLF and Assessment grants implementation is November 2023.

10 Comprehensive Environmental and Climate Action Plan (CECAP)

INITIATIVE Continue advancement of various components of the CECAP including the neighborhood air quality program. In FY 2022-23, OEQS will complete the data platform and data qualification procedures to begin testing air quality in designated neighborhoods. (OEQS)

STATUS The first group of five monitors went through their co-location calibration in the spring. The monitors were deployed in West Dallas Multi-Purpose Center, Fish Trap Lake, Mill Creek Batch Plant (Dixion Circle), Larry Johnson Rec Center (Dixion Circle), and South-Central Park (Joppa). The second group of eight monitors completed their co-location calibration on October 10th. These have since been deployed at: Mountain Creek Library, Park Forest Library, Polk Rec Center, Myers Prosperity Park, Martin Weiss Park, Westhaven Park, MoneyGram Park, and Flag Pole Hill Park.

All installed monitors are transmitting data, and DBI is working on updating the OEQS dashboard with the new locations. Three additional monitors are in the process of being deployed, with tentative locations of Floral Farms and the Dallas Zoo area. The third group of eight monitors started their co-location calibration October 10 with anticipated deployment in December.

11 Environmental Justice (EJ)

INITIATIVE With an emphasis on effectively addressing environmental justice, and the focus on using data to drive related policy, OEQS will hire one new Environmental Coordinator to develop, evaluate, and track environmental justice metrics for the department, and coordinate city-wide efforts association with EJ priorities, goals, and actions. The new position will work with other city departments to develop a Dallas-based EJ screening tool and help with the development of training to better ensure City staff integrate environmental justice into city work. (OEQS)

STATUS The Environmental Justice Coordinator position was filled on September 18. OEQS will train the new Coordinator on the Environmental Justice Mapping Tool and other related efforts.

FY 2022-23 Budget Initiative Tracker

GOVERNMENT PERFORMANCE & FINANCIAL MANAGEMENT

12 Equipment and Fleet

INITIATIVE Achieve a state of good repair in five years for all City fleet vehicles, including sanitation trucks, fire apparatus, police cruisers, and heavy equipment vehicles used by Public Works and Dallas Water Utilities by investing \$72.6 million for the purchase of replacement and additional fleet and equipment. (EFM, DFR, DPD, SDM, DWU, and SAN)

STATUS DFR approved the specifications for all the Engines, Trucks, and Ambulances that will be purchased with the FY 2022-23 funds. One Engine was ordered through general fund monies (approved budget amendment) and seven (7) Engines, two (2) Trucks, eleven (11) Ambulances, and three (3) Wildland Type VI vehicles have been ordered from the remaining funding allocation. DFR was awarded a grant from the North Central Council of Governments that acquired three blocker vehicles to protect residents, first responders, and emergency fleet units during freeway responses. EFM has ordered 711 units using department funds totaling \$98.5 million. Departments include CCS (35 units), CTS (6), CTJ (1), AVI (11), BSD (3), DAS (2), DFD (39), DPD (286), DWU (98), EFM(13), LIB (1) OEM (2), PBW (65), IPS (9), PKR (29), SAN (105), SEC (2), TRN (3), DSV (1).

FY 2022-23 Budget Initiative Tracker

HOUSING & HOMELESSNESS SOLUTIONS**13 Addressing Homelessness**

INITIATIVE Contribute \$25 million to leverage an additional \$47 million in public and private investment for an overall \$72 million program. The program employs housing navigation services, landlord incentives, rental subsidies, move-in kits, and case management to reduce and prevent homelessness, in partnership with Dallas County, the Dallas Housing Authority, the Metro Dallas Homeless Alliance, and other cities in Dallas County. The program began in FY 2021-22 and will be implemented over three years (FY 2021-22 – FY 2023-24). It is anticipated that over 2,700 individuals will be housed by the end of 2023. The third year (FY 2023-24) of the program will be focused solely on providing rental assistance and case management to those individuals housed in FY 2021-22 and FY 2022-23. (OHS)

STATUS The Dallas Rapid Rehousing Initiative has housed 2,272 individuals since the onset in October 2021 through September 2023. Of those individuals housed, 40 percent are from households consisting of adults with children and 60 percent are adults only. OHS is partnering with Housing Forward to launch the encampment decommissioning effort offering individuals in established encampments housing solutions.

15 Healthy Community Collaborative (HCC) Program

INITIATIVE Invest \$1.5 million [including \$523,000 of new funding] to provide services to persons who are homeless and have a mental illness or who might also have co-occurring substance use or primary health care issues. In FY 2022-23, HCC anticipates serving 750 clients. (OHS)

STATUS From October 2022 to September 2023, the three organizations contracted by OHS have provided services for 999 clients, exceeding the goal of 750 clients.

14 Homeless Action Response Team (HART)

INITIATIVE Launch a cross-departmental Homeless Action Response Team (HART) to deliver immediate interventions to expedite the improvement of unsafe encampments in need of immediate resolution, and address issues concerning panhandling. In FY 2022-23, implement a collaborative approach and hire seven positions in the Office of Homeless Solution, one position in the Office of Integrated Public Safety Solutions, seven positions in Public Works, four positions in Park and Recreation, two positions in Dallas Animal Services, four positions in Court and Detention Services, and eight positions in Code Compliance Services. (OHS, IPS, PBW, PKR, DAS, CTS, and CCS)

STATUS The two HART teams are established in two new off-site office locations and officially began work on December 12, 2022. From December 2022 to September 2023, the HART teams have responded to 385 service requests (SR's), with 77 percent of SR's responses occurring within 24-48 hours and 352 of them resolved within 10 days, visited 407 locations, cleaned up or closed 77 sites, and removed 1,367,250 lbs. of debris. PKR continues to work on filling four positions while the Marshal's office is currently conducting interviews for new Deputy Marshals and has hired one new Deputy who is currently in the six-month training program. CCS continues to work on filling remaining HART positions. DAS is currently using existing vehicles while working with EFM to purchase vehicles for HART. Similarly, CCS continues to wait on heavy equipment and is working jointly with the Nuisance Abatement Heavy Clean Teams to cover the program's needs on an as-needed basis.

FY 2022-23 Budget Initiative Tracker

PUBLIC SAFETY**16 Police Response Times** 

INITIATIVE Improve response times to high priority calls by hiring 250 police officers in FY 2022-23 and implement retention incentive program targeted at reducing the attrition rate of experienced officers. (DPD)

STATUS A new Academy class started in Aug 2023 with 23 recruits and the September Academy class is projected to have 33 recruits or more. Year to date, DPD has hired 148 officers with a revised goal of hiring 181 or more by the end of FY 2022-23. DPD initiated a retention incentive to qualified staff in the amount of \$40,000 for an additional 2 years of service and they were able to retain 70 officers through this program.

17 Innovative Equipment and Technology 


INITIATIVE Invest in the tools and technology to deliver effective and innovative public safety solutions within the Dallas Police Department. In FY 2022-23, DPD will integrate Automatic License Plate Reader (ALPR) technology into dash cameras installed in marked squad cars, replace over 4,000 portable and mobile radios, convert the public safety records management system to a web-based RMS system, and upgrade tasers to newer Taser 7 model. (DPD)

STATUS DPD has integrated the ALPR Technology into dash cameras installed in marked squad cars. The mobile radio replacement project is complete with 3,033 radios being issued to officers and 886 radios inventoried at the Quartermaster for future issuance. Evaluations of a combined web-based RMS and CAD system are currently under review.

18 Single Function Paramedic Program 

INITIATIVE Expand the Single Function Paramedic Program to increase recruiting flexibility, provide a more diverse workforce, improve response times, and increase operational efficiency. In FY 2022-23, DFR will invest \$3.2 million to begin conversion of five existing peak demand units into units staffed by certified uniformed paramedics whose sole focus will be to staff ambulances at peak hours of call volumes. (DFR)

STATUS The Single Function Paramedic Program has filled all the supervisor and administrative positions. The program currently has 17 paramedics in the field and five in the hiring process with a projected start date of November 18. The program is on target with improving operational workload and efficiency during peak hours of call volumes.

19 Inspection Life Safety Education Night Detail Team 

INITIATIVE Effective safety begins with prevention and compliance with safety standards. In FY 2022-23, DFR will launch the ILSE Night Detail Team (sworn personnel) to educate, monitor, and inspect venues in the City's entertainment zones during their peak hours of operation. (DFR)

STATUS The Night Detail / Entertainment Districts Team has accomplished the following: 2,542 Code activities (Inspections, complaints, Entertainment District education, etc.), 149 operators/managers educated on life safety issues (Crowd management, life safety systems, egress, etc.), 26 citations issued, and \$274,689 in fees collected.

DFR has reviewed what worked, what didn't, how to improve service delivery, and has established team goals for the new fiscal year. The team attended 24-Hour Dallas meetings multiple times throughout the year and has established a proactive alliance and working relationship with business owners/operators in the Entertainment Districts. Compliance has increased and staffing is available for annual inspections at times that are less intrusive for businesses.

20 City Facility Security Assessment 

INITIATIVE In FY 2022-23, initiate \$2.9 million [of \$6.4 million allocated] of high-priority improvements identified through the City Facility Security Assessment including perimeter access control, security camera systems, radio systems, officer shelter space, vehicles access control, panic notification, lighting, weapons screening, security operating center upgrades, security staffing, and intrusion detection. (CTS)

STATUS CTS has initiated over 103 projects and has completed 32 of them. 66 of these projects are in the installation/construction phase. The projects completed include park lighting surveillance systems, access controls, window treatments, radios, and garage doors. Year to date, \$2.7 million of ARPA funding has been expensed.

FY 2022-23 Budget Initiative Tracker

QUALITY OF LIFE, ARTS, & CULTURE**21 Proactive Team ("Pro Team")**

INITIATIVE Proactively identify and abate illegal dumping sites before residents submit a service request by expanding the number of proactive teams from two to four teams assigned to each quadrant of the city. In FY 2022-23, CCS will hire sixteen positions, and develop a metric to track the effectiveness of the team. (CCS)

STATUS Out of the budgeted 16 positions, CCS has hired all but two. The Pro Teams are currently fulfilling the weekly expectation of 30 illegal dumping site abatements per week.

22 Multi-Family Violence Crime Reduction Plan

INITIATIVE In FY 2022-23, add twelve [10 added as budget amendment] Code Compliance officers focused on the multi-family violent crime reduction plan in partnership with the Dallas Police Department and Integrated Public Safety Solutions. (CCS, and IPS)

STATUS All 12 Code Compliance Officers have been hired and onboarded as of February. The teams are up and running as anticipated.

23 Expanding Library Access

INITIATIVE Provide Library access to invaluable resources, programs, and services. In FY 2022-23, LIB will hire 55 personnel and expand Library hours from five days per week to six days per week at 15 locations, expanding children's services, workforce development, SMART summer participation, and adult learning programs at those locations. (LIB)

STATUS The Library successfully filled all additional positions added in FY 2022-23 to expand hours at 15 locations. The extended hours began January 17.

24 Historic Resource Survey

INITIATIVE Invest \$1.0 million over the next two years to support a Historic Resource Survey and a strategic plan, which will identify historic resources, help determine what resources need to be preserved, and assist in guiding and developing local ordinances and planning efforts for preservation. In FY 2022-23, OHP will invest \$500,000 to start implementation of the survey and strategic plan. (OHP)

STATUS OHP received a grant for \$50,000 of matching grant funding for the Historic Resources Survey to increase available funding to \$550,000. In April, OHP and the consultant kicked off the steering committee and public engagement process and then finalized planning the public engagement phase in May. Policy research and coordination of public engagement process was initiated in June. OHP staff reviewed existing ordinances and best practices around historic preservation and began working on draft implementation plan. OHP staff are currently working through the procurement process and anticipate City Council vote taking place in Fall 2023 and anticipate the work being completion by Spring 2024.

FY 2022-23 Budget Initiative Tracker

TRANSPORTATION & INFRASTRUCTURE**25 Sidewalk Master Plan** 

INITIATIVE Continue improving pedestrian mobility by reconstructing and repairing sidewalks in the Sidewalk Master Plan. In FY 2022-23, PBW will spend \$5.0 million in bond funds (certificate of obligation bonds), \$1.0 million in Community Development Block Grant (CDBG) funds, and \$0.3 million from the General Fund to complete 17 sidewalk projects, which equates to approximately 14.25 miles of sidewalk improvements. (PBW)

STATUS As of September, PBW has spent 3,500,000 of its General Fund appropriations to complete 15 sidewalk projects and 13.6 lane miles of sidewalk improvements to date. PBW estimates it will complete the remaining 5.09 miles of sidewalk improvements in spring 2024.

27 Vision Zero Action Plan 

INITIATIVE Invest funding in Dallas's mobility infrastructure, emphasizing a system focused on life-saving improvements, and infrastructure solutions that reduce the risk of serious incidents. In FY 2022-23, TRN will hire an Engineer and focus on low-cost improvements that include safety evaluations for streets prone to high rates of injury, road safety improvements, and a citywide speed limit evaluation. (TRN)

STATUS The Engineer started with the Planning division in December and has been working on low-cost improvements for safety evaluations, road safety, and city-wide speed limit evaluation.

29 Crosswalks 

INITIATIVE This initiative began in FY 2021-22 and will be implemented over two fiscal years. In FY 2022-23, TRN will spend \$2.5 million (of \$5.0 million allocated) to restripe 320 lane miles and paint 864 crosswalks. (TRN)

STATUS TRN completed restriping of 320 lane miles and 864 crosswalks in FY 2022-23.

26 Bridge Maintenance 

INITIATIVE Implement an Annual Bridge Maintenance Program to address over 600 bridges and culverts inspected by the Texas Department of Transportation on a bi-annual basis. In FY 2022-23, PBW will spend \$3.4 million to maintain 20 bridges and set aside existing funding of \$1.0 million for emergency repairs. (PBW)

STATUS Construction on bridge maintenance began in January. As of September, PBW spent \$3.4 million and completed maintenance on 27 bridges. PBW spent \$335,512 on emergency repairs for the State Highway 356 Bridge and \$584,550 on emergency repairs to Ron Kirk Pedestrian Bridge.

28 Traffic Signals 

INITIATIVE Devote \$14 million over three years to leverage over \$50 million in matching federal funds to replace 100 traffic signals as part of our Vision Zero Action Plan. This initiative was started in FY 2021-22 and implemented in three phases. In FY 2022-23, TRN will spend \$2.1 million to design 44 traffic signals to leverage federal and county funds. (TRN)

STATUS As of August, TRN has allocated \$5,842,000 for this initiative. On August 23, TRN received City Council approval to accept a federal grant for new traffic signals at Zang Blvd and Saner Ave. The project to replace traffic lights will be a multi-year effort and requires the completion of a design phase before the implementation phase. The design phase will be completed in FY 2023-24 then TRN will proceed with the implementation phase which is expected to also be completed in FY 2025-26.

FY 2022-23 Budget Initiative Tracker

TRANSPORTATION & INFRASTRUCTURE**30 School Zone Flashing Beacons**

INITIATIVE Replace 1,000 outdated school zone flashing beacons with state-of-the-art technology to protect students as they walk to school. This initiative began in FY 2021-22 and will be implemented in three phases. In FY 2022-23 spend \$2.5 million to procure equipment and complete installation for 500 school zone flashing beacons. (TRN)

STATUS As of September, 180 flashing beacons have been installed. The manufacturer is scheduled to resume shipment of new equipment in September. Estimated completion schedule is in progress for the remaining 320 school zone flashing beacons.

31 Bike Lanes

INITIATIVE Extend and improve the bike lane network throughout the city with an increased annual investment to \$2.5 million to design and/or implement approximately 10 lane miles of bicycle facilities per year. (TRN)

STATUS TRN is scheduled to present the bike plan update to City Council on November 1. The bike plan update will inform the strategic bike lane locations to implement in the coming years. In the meantime, engineering work is being finalized on several bike lane projects with a plan for implementation in the coming months, utilizing in-house resources. Transportation staff is coordinating with the City Attorney's Office to develop a bike lane engineering contract structure that allows flexibility for upcoming projects, while complying with federal, state, and city procurement guidelines. The project to improve the bike lane network is a multiyear effort. TRN has prioritized the completion of FY 2021-22 projects and City Council approval of the bike plan update before moving on to the FY 2022-23 bike lane initiatives.

FY 2022-23 Budget Initiative Tracker

WORKFORCE, EDUCATION, & EQUITY**32 Mentor Protégé Program**

INITIATIVE Establish a mentor protégé program to support equity and capacity building of small and emerging businesses. (SBC)

STATUS SBC established the Mentor Protégé Program and hosted the first networking event on May 10th with 45 participants. Additionally, SBC has executed two of three contracts: 1) the Cen-Tex contract in the amount of \$225,000 and 2) the Greater Dallas Hispanic Chamber of Commerce contract in the amount of \$250,000 and 3) Dallas Black Chamber of Commerce in the amount of \$250,000.

33 Equity Education Through Engagement

INITIATIVE Hire a new Public Engagement Coordinator to effectively communicate the City's equity initiatives, programs, services and events through public awareness, outreach, engagement, and transparency. (OEI).

STATUS Interviews for the Public Engagement Coordinator took place in September, an internal candidate was selected and anticipated to start in October.

34 Accessibility

INITIATIVE Advance the City's compliance with the Americans with Disabilities Act by continuing to complete building assessments, review departmental policies, and provide employee training. In FY 2022-23, OEI will complete approximately 20 assessments. (OEI)

STATUS OEI has completed ADA Building reviews, first and second rounds of face-to-face interviews with departments have all been completed, and anticipates having the director sign-off on the Transition Plan in October 2023. Web Content ADA training courses remains on hold while city websites are being updated, ADA security training material remains at 90% complete and ADA 101 training was completed in May. OEI used funding allotted to initiative and partnered with Park and Recreation for the design of ADA accessibility updates to the front entrance of MLK Center.

35 Bridging the Digital Divide

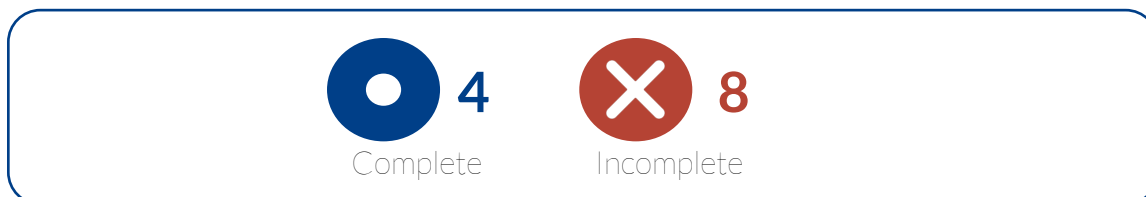
INITIATIVE Expand efforts to bridge the digital divide by allocating \$2.0 million for Digital Navigators to make internet access to individual households affordable, install reliable computer hardware, and enhance digital literacy skills and training. (CMO)

STATUS The launch of the Digital Navigators Program will advance the recommendations identified in the City's Broadband and Digital Equity Strategic Plan. The plan identifies specific ways the City can bridge the digital divide through infrastructure investments, public-private partnerships, and programming. Since launching in February, the Digital Navigators Program has provided internet access, affordable and reliable computer hardware, and digital literacy skills to 782 households.

FY 2022-23 Budget Initiative Tracker

MULTI-YEAR INITIATIVES

While most initiatives can be completed in a single fiscal year, several FY 2018-19, FY 2019-20, FY 2020-21, and FY 2021-22 initiatives required additional time because of the scope and term of the project, as well as delays due to COVID-19. We will continue to report the status of these seven initiatives below, using the initiative numbers from the prior reports for reference.

**FY 2018-19****23 Historic Resource Survey (FY19)**

INITIATIVE Devote \$100,000 to conduct a historic resource survey with private partners. (OHP)

STATUS OHP staff and external consultant presented the final report to the Landmark Commission on May 2, 2022 and to the City Plan Commission on June 2, 2022. The final presentation to City Council has been delayed and OHP is working with the contracted organization on completing the presentation during FY 2023-24.

FY 2021-22**1 Economic Development Entity**

INITIATIVE Launch the economic development entity called for in the Economic Development Policy with \$7 million over three years to pay formation costs and hire staff to begin the entity's business and real estate development work, after which it will be self-sustaining. In FY 2021-22, ECO will spend \$2.0 million to launch operations, hire a new Economic Development Corporation Director, develop a 3-year work plan, and develop an operational budget for Year 2 (FY 2022-23) and Year 3 (FY 2023-24). (ECO)

STATUS City Council approved creation of the Economic Development Corporation (EDC) on January 12, 2022, and the certificate of formation was filed with the State of Texas in February. The City Council approved the initial Board of Directors to the EDC on August 24, 2022. In January 2023, the EDC board prioritized the following for the upcoming year: hire a search firm to hire an EDC Director, and developing a strategic plan and funding plan (including budget). The board selected Korn Ferry as the recommended CEO search firm.

6 Comprehensive Food & Urban Agriculture Plan

INITIATIVE Prioritize Dallas communities' access to healthy, local food by contributing \$200,000 to implement a Comprehensive Food & Urban Agriculture Plan in collaboration with external stakeholders. (OEQS)

STATUS In FY 2022-23, OEQS began implementing the Comprehensive Urban Agriculture Plan (CUAP). City Council adopted the CUAP on March 8. External stakeholders involved included: 56 one-on-one stakeholder interviews, 745 public survey participants, and 3,500 impressions on the Comprehensive Urban Agriculture Draft Plan.

FY 2022-23 Budget Initiative Tracker

MULTI-YEAR INITIATIVES**8 Water Distribution System**

INITIATIVE Enhance monitoring for lead and copper in the water distribution system and develop a plan to educate and support customers in regulatory-driven programs for lead and copper monitoring within schools, childcare centers, and public spaces. In FY 2021-22, DWU will hire two FTEs and spend approximately \$75,000 to develop an outreach plan and procedures to sample both schools and day care operations; develop a data management and reporting procedure to comply with the new regulations; and begin initial sampling in the second quarter of 2022 with a goal of 50 sites sampled by September 30, 2022. (DWU)

STATUS In FY 2022-23, 830 of 952 sites total have been investigated for lead and copper. 91 of 93 identified private schools have been provided outreach and investigated. The remaining two private schools are not served by DWU.

13 Affordability Housing Units

INITIATIVE Incentivize developers to build affordable housing by subsidizing \$10 million worth of water and sewer infrastructure required for up to 250 new affordable single-family and 1,000 multifamily units over the life of the program (based on the mix of projects and the amount of funding requested). The program will be implemented from FY 2022-23 through FY 2023-24 with new units projected in years 2 and 3 due to construction timelines. (HOU)

STATUS On January 12, 2022, City Council approved the first project utilizing these funds, providing \$1.8 million to be used for water infrastructure related to the development of 125 for-sale single family homes. On August 24, 2022, City Council approved authorizing \$4.1 million in ARPA funds be allocated to Cypress Creek at Montfort, a mixed-income multifamily development in District 11. The estimated completion date is December 2025.

14 Preservation of Affordable Housing

INITIATIVE Devote \$11.3 million for the preservation of affordable housing and investment in water and sewer infrastructure in qualified census tracts. In FY 2021-22, HOU will spend \$2 million for neighborhood infrastructure and \$2 million to preserve 20 housing units. (HOU)

STATUS In December 2021, City Council approved \$11.25 million in ARPA for home repairs and infrastructure improvements within specific qualified neighborhoods in Dallas. To date, \$1.7 million has been spent or encumbered for 13 homes under construction and five homes completed. By summer 2024, \$4.5 million will be encumbered for infrastructure improvements including water, wastewater, and sewer utilities. The estimated completion date is December 2026.

19 Non-Emergency Enforcement

INITIATIVE Alleviate Police Department call volume by transferring non-emergency calls such as handicapped/fire lane parking enforcement and street blockage clearance from DPD to the Department of Transportation. (DPD, and TRN)

STATUS Parking violations services have been fully transferred from DPD to TRN. Road blockage calls during the hours of 6am-4pm daily, have been transferred from DPD to TRN for all calls that do not need DPD to be present.

FY 2022-23 Budget Initiative Tracker

MULTI-YEAR INITIATIVES**27 Wi-Fi at Park Facilities** 

INITIATIVE Install Wi-Fi at 63 park facilities. (PKR)

STATUS The cabling installation of the 14 high priority sites was completed in December 2022. The quotes for the remaining sites have been received and are ready for further processing. Currently, PKR is working with ITS to start the delivery order process. The remaining 49 Wi-Fi sites have received Access Point equipment.

29 Traffic Signals 

INITIATIVE Devote \$14 million over three years to leverage over \$50 million in matching federal funds to replace 100 traffic signals as part of our Vision Zero strategy. In FY 2021-22 spend \$3.5m to design 46 traffic signals to leverage federal and county funds. (Revised) (TRN)

STATUS City Council has approved funding to design 46 traffic signals to leverage federal and county funds. The design phase will be completed in FY 2023-24. After the design phase is completed then traffic signals can be replaced. The replacement will be completed in FY 2025-26.

32 Bike Lanes 

INITIATIVE Extend and improve our bike lane network throughout the City with an annual investment of \$2 million to design and/or implement approximately 18 lane miles of bicycle facilities per year. (TRN)

STATUS As of September, 9.0 lane miles are under study or design, or design is complete. 5.9 lane miles are being installed or installation is complete, for a total of 14.9 miles at a cost of \$1.6 million

34 Accessibility 

INITIATIVE Implement software system to track identified American Disabilities Act (ADA) compliance issues and barrier removal costs. (OEI)

STATUS OEI, ITS, and the proposed ADA software vendor have confirmed the ADA tracking program is compatible with the City's systems and meets security requirements. ITS (Software procuring team) encountered unanticipated challenges with the interlocal agreement (ILA) process that was currently pursued (with Texas Parks & Wildlife). Purchasing team is working with vendor on new procuring alternatives process for securing software. The team met with vendor on September 12 and provided the City's requirements for sole source contracting. The vendor will provide their documentation by October and the procurement team is estimating a four to six month timeline for all contracting activities including Council approval.

35 Water/Wastewater Service 

INITIATIVE Accelerate the extension of water and sewer services to all 47 occupied and unserved areas of the City (DWU). In FY 2021-22, DWU will award approximately \$9.5 million for the design of 211,219 feet and construction of 9,960 feet of new pipelines in Mesquite Heights, Killough Blvd & Wasco Lane, and Gooch Street areas. (DWU)

STATUS Installation of approximately 24,775 feet of new water and wastewater mains were completed in FY 2022-23 to serve 7 previously identified unserved areas. Approximately 11,196 feet of new pipelines were awarded for construction in November 2022 to 4 identified unserved areas that are now substantially complete. In addition, approximately 34,346 feet of new pipelines to 13 unserved locations were awarded for construction in June with three sites currently under construction. Bids for the next construction package with 10 additional sites representing approximately 24,955 feet of water and wastewater mains were received September 29 and will be awarded in January 2024. The final designs for the remaining occupied, unserved areas are being completed and these projects are being packaged for advertisement in Spring 2024 with planned construction award Summer 2024. This goal of continued implementation should be carried forward into FY2023- 24 goals.

PROCESS IMPROVEMENT



The Process Improvement Team seeks to build a culture of continuous improvement throughout the City of Dallas, partnering with departments to leverage data and research-based best practices for transformative operational success today while laying with foundation for future innovation.

The Process Improvement Team applies the DMAIC problem solving approach to dig into process issues and deliver quantifiable, sustainable results. DMAIC is a five-phase method:

- Define – Define the problem
- Measure – Quantify the problem
- Analyze – Identify the cause of the problem
- Improve – Solve the root cause, develop structured improvements, and verify improvement
- Control – Maintain the gains and pursue perfection

The Process Improvement Team has focused on building awareness among departments, creating an organization-wide framework for process improvement, and establishing a cross-functional knowledge base for greater inter-departmental coordination. The following table summarizes current Process Improvement projects for FY 2022-23 which will be reported as Complete, On Track, Delayed, Cancelled, or Pre-Kickoff. The DMAIC phase may be referenced in the status update. The Improve phase is often the most challenging to implement because it involves eliminating the root cause and implementing improvements. This phase often extends the project timeline.

The Baseline for Key Performance Indicators is the starting point of metric to engage success for completing projects. Additional projects will be added to the list throughout the course of the fiscal year.

PROCESS IMPROVEMENT

Project Status



5
Complete



2
On Track







1
Delayed







1
Cancelled




0
Pre-Kickoff

#	Measure	Status	Timeline	Key Performance Indicators		
				Measure (Target)	Baseline	Current
1	<p>SFD Building Permit Process Decrease building permits issuance lead time for single-family residential developments (DEV)</p>		Feb 2022 - TBD	Permit Application Internal Processing Time (12 days)	29 days	6 days
			<p>Status Update: Action items from the Rolling Action Items List have been completed or close to completed. Performance has been consistently at or below target for several months, with improvements sustained. Project is ready to close.</p>			
2	<p>DPD Workload Optimization Assess current operational demands to identify process improvement opportunities for workload management (DPD)</p>		Jan 2022 - TBD	% Accurately Reported Hours (95)	TBD	TBD
			<p>Status Update: The dashboard has been launched and under review. The response protocol is being developed as part of the control plan for leadership. Process Improvement is educating leadership on review protocol and processes through review of the dashboard provided.</p>			
3	<p>DFR Workload Optimization Assess current operational demands to identify process improvement opportunities for workload management (DFR)</p>		Jan 2022 - May 2023	Assessment completion (100%)	0%	100%
			<p>Status Update: Improvements to leave scheduling process have been implemented and operational data has been collected and analyzed. The controls that DFR implemented in Telestaff to manage Emergency Response Bureau work schedules are currently adequate for minimizing overtime. BMS will continue to support DFR by conducting annual reviews of work scheduling controls to identify further improvement opportunities. Additionally, DFR will continue to monitor the staffing and overtime data monthly to understand and minimize differences between overtime expenditures and overtime forecast model.</p>			
4	<p>Contract Review and Execution Decrease contract review and execution lead time in order to minimize costs to the City and improve quality of procurement services from vendors. (OPS)</p>		June 2022 - March 2022	Average number of contract development days (90 days)	190	N/A
			<p>Status Update: The remaining stages of this project are now managed by the Office of Procurement Services (OPS).</p>			

PROCESS IMPROVEMENT

#	Measure	Status	Timeline	Key Performance Indicators		
				Measure (Target)	Baseline	Current
5	<u>Risk Review & Certificate of Insurances</u> Decrease the number of days and rework to process Risk Reviews and Certificates of Insurance (ORM)		Aug 2022 - March 2023	Days and time to process Risk Reviews and Certificates of Insurance, Reduce amount of backlog	RR=1.45 days 23 minutes COI=2 days 22 minutes	TBD
			Status Update: The software used for Risk Review information is being customized to better serve ongoing improvements. Executive leadership has identified in excess of 30 OFI's related to customer service and processing. Enhancements are being implemented.			
6	<u>"Low Sterrett Officer Turnaround Process"</u> Decrease the amount it takes to write arrest reports		Dec 2022 - June 2023	Streamline arrest reporting to minimize cycle time while maintaining effectiveness and accuracy.	228 minutes/arrest	TBD
			Status Update: Established three highest volume arrest types accounting for more than 50 percent of the arrests made are: Warrants Only (1,774), Assault Family Violence (1,460), DWI (697) and corresponding baseline data. Average arrest takes 144 minutes to complete and 228 minutes when accounting multiple officers involved in an average arrest. There have been 15 improvement opportunities transferred to DPD for evaluation and implementation and three of the largest opportunities include custom reports for the high-volume arrest types. Project visibility, monitors, and voice-to-text have helped in the reduction of time to process an arrest report. Data will continue to be monitored.			
7	<u>Water/Wastewater Permit Process</u> Reduce cycle time of Water/Wastewater Permit Application Process to decrease overall building permit lead time (DEV/DWU)		Nov 2021 - March 2022	Permit Application Cycle Time (1 day)	45 days	1 day
			Status Update: Training documents were completed and tested in April and the executive review was held June 13.			
8	<u>DWU/DEV/DFR</u> Map water/wastewater permitting process, from start to finish including installation of items. Cross training to provide understanding of entire process for stakeholders		April 2023- Nov 2023	Reduce Errors, Breakdown Silos, Improving Communication	N/A	N/A
			Status Update: Over 40 OFI's have been identified. The team is creating a presentation for Dallas Builders Association to review and provide feedback, then presenting to executives for consideration and approval of enhancements. Customer presentation scheduled for October 17.			

#	Measure	Status	Timeline	Key Performance Indicators		
				Measure (Target)	Baseline	Current
9	<p><u>COD/DPD/Parkland/Dallas County Sheriff's Department/ Toyota</u> Reduce the amount of time DPD officers spend processing prisoners at Lew Sterrett</p>		July 2023 - January 2024	Cycle Time/ Arrest	228 minutes/ arrest	TBD
			<p>Status Update: This project was relaunched in July, originally coupled with the "Lew Sterrett Officer Turn Around Process" project. Site visits were completed in July with all participants. Process Maps from DPD, Parkland, and Dallas County Sherriff's Office perspectives were created in August. In September, data was collected to aid in finalizing scope of the project. The findings were presented with team and executives on September 27 and to Dallas County Chief on October 3.</p>			



Memorandum



CITY OF DALLAS

DATE November 9, 2023

TO Honorable Mayor and Members of the City Council

SUBJECT **Technology Accountability Report – October 2023**

Please find attached the Technology Accountability Report (TAR) based on information through October 31, 2023. The TAR is a progress report reflecting the performance and operational status of the city in purchasing, implementing, operating, and securing technology to achieve the city's priorities and service objectives.

If you have any questions, please contact William (Bill) Zielinski, Chief Information Officer and Director of Information & Technology Services.

A handwritten signature in blue ink that reads "Jack Ireland".

Jack Ireland
Chief Financial Officer

c: TC Broadnax, City Manager
Tammy Palomino, City Attorney
Mark Swann, City Auditor
Biliera Johnson, City Secretary
Preston Robinson, Administrative Judge
Kimberly Bizer Tolbert, Deputy City Manager
Jon Fortune, Deputy City Manager

Majed A. Al-Ghafry, Assistant City Manager
M. Elizabeth (Liz) Cedillo-Pereira, Assistant City Manager
Dr. Robert Perez, Assistant City Manager
Carl Simpson, Assistant City Manager
Genesis D. Gavino, Chief of Staff to the City Manager
Directors and Assistant Directors

Technology Accountability Report (TAR)



City of Dallas

As of October 31, 2023

Prepared by Information & Technology Services

**1500 Marilla Street, 4DS
Dallas, TX 75201**

214-671-9868

Executive Summary

The highlights of the October 2023 Technology Accountability Report (TAR) include:

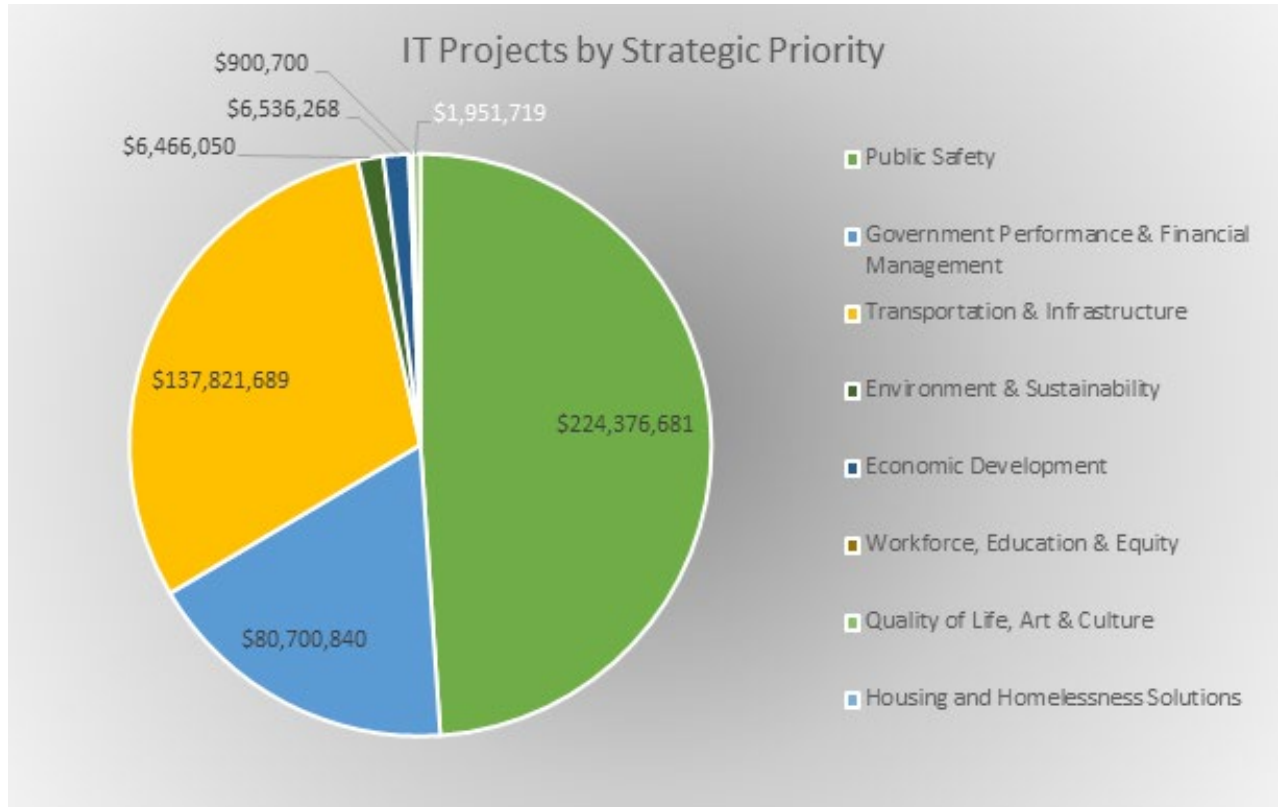
- Section 1: IT Programs & Projects – Since the September 2023 TAR report, one major project was completed and removed from the report:
 - The **Closed Captioning System** for the City Council Meetings project provides live web stream/cable channel for City Council meetings to help meet ADA compliance and the City of Dallas Equity and Inclusion goals. (Previously project #8 on the September 2023 TAR)
- Section 1: IT Programs & Projects – Since the September 2023 TAR report, one new major project has been approved:
 - The **Snow and Ice Response** project supports emergency response during snow and ice events. It will streamline the City's emergency response capability and will allow the Public Works department to quickly provide updated sanding information to other departments, to include Communications Outreach & Marketing, Office of Emergency Management, Dallas Fire and Rescue, and Dallas Water Utilities.
- Section 1: IT Programs & Projects – adds a new Subsection 3 that provide an additional breakdown of the total project portfolio measured by the following categories: strategic solutions, optimization and efficiency, technical debt, compliance standards, and operations and maintenance.
- The City of Dallas published the After-Action Review Report (AAR) for the May 2023 Ransomware event on September 20th. The report is publicly available in both English and Spanish versions for download on the City's website at <https://dallascityhall.com/DCH%20Documents/dallas-ransomware-incident-may-2023-incident-remediation-efforts-and-resolution.pdf>.

This page left intentionally blank.

Section 1: IT Programs & Projects

A. Project Pipeline

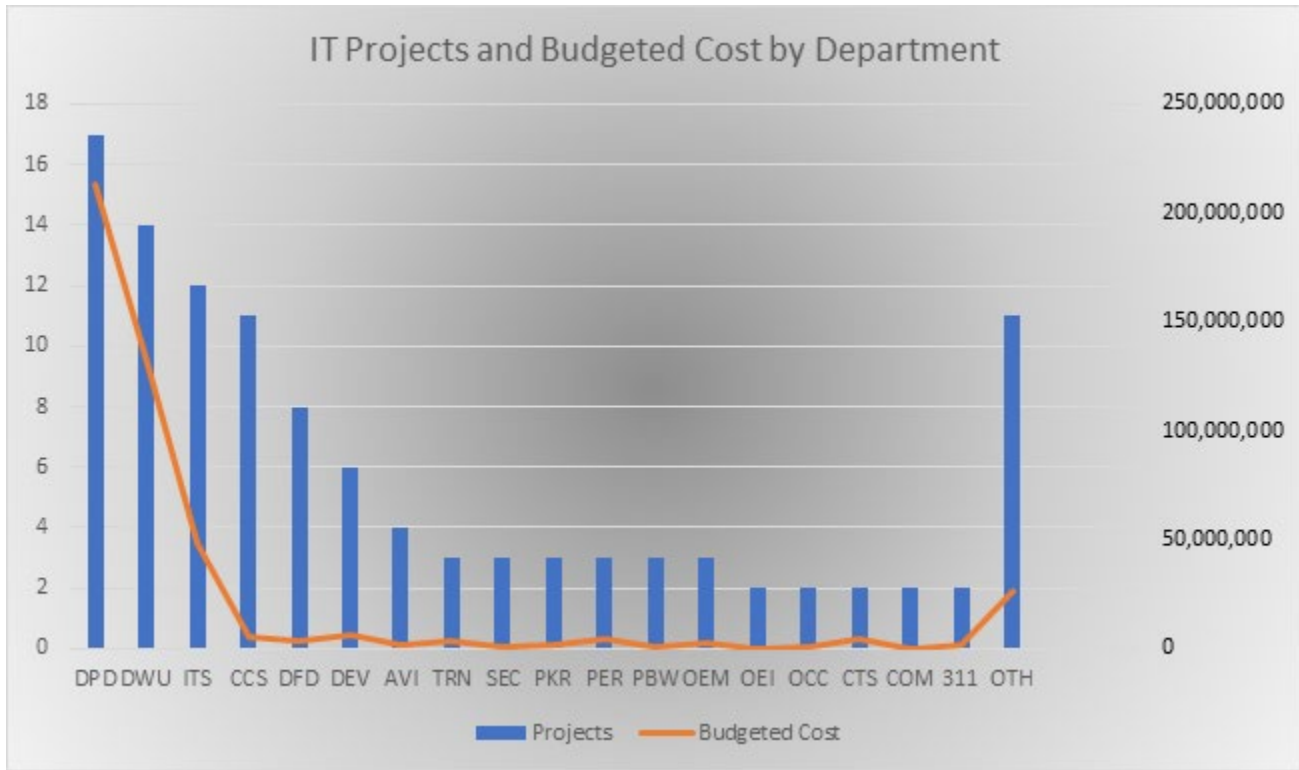
1. IT Projects by Strategic Priority



NOTES:

1. As of 10/31/2023, ITS has 111 approved IT projects in the pipeline.
2. The total budgeted costs for the 111 projects are \$458,753,946.
3. Project pipeline includes at least one project in 7 of the identified 8 strategic priorities.
4. The highest number of active IT projects are aligned to the Public Safety Strategic Priority with a total of 30 projects at a total budgeted cost of \$224.4M, followed by Government Performance & Financial Management with a total of 27 projects at a total budgeted cost of \$80.7M, Transportation & Infrastructure with a total of 24 projects at a total budgeted cost of \$137.8M, and Environment & Sustainability with 14 projects at a total budgeted cost of \$6.4M.

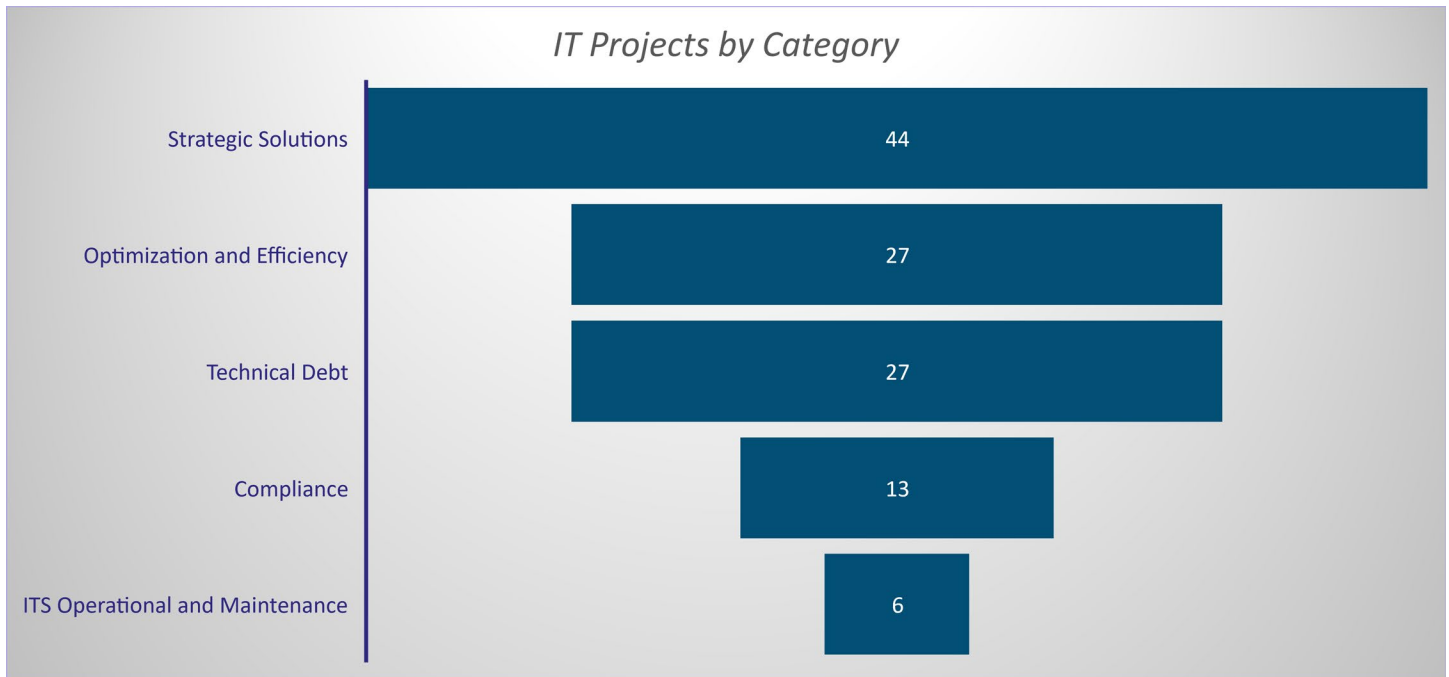
2. IT Projects and Budgeted Cost by City Department



NOTES:

1. Twenty-nine City Departments are represented across the 111 approved IT projects in the pipeline.
2. Dallas Police Department has 17 active projects at a total budgeted cost of \$213.6 million, followed by Dallas Water Utilities with 14 active projects at a total budgeted cost of \$131.1 million, Information & Technology Services with 12 projects at a total budgeted cost of \$48.7M, Code Compliance with 11 projects at a total budgeted cost of \$5.4M, and Dallas Fire and Rescue with 8 active projects at a total budgeted cost of \$3.9M.
3. Eleven Departments have one active project each, making up the Other (OTH) group in Figure 2 above.

3. IT Projects and Budgeted Cost by Category





NOTES:


1. Forty-four projects implement Strategic Solutions of new products or services with a budgeted cost of \$69.4M.
2. Twenty-seven projects aim to increase Optimization and Efficiency of City processes and systems with a budgeted cost of \$273.3M.
3. Twenty-seven projects focus on reducing Technical Debt with a budgeted cost of \$111.6M.
4. Thirteen projects address Compliance Standards to meet industry regulations, government policies, or security frameworks with a budgeted cost of \$98.9M.
5. Six projects are internal Operations and Maintenance projects with a budgeted cost of \$1M.

*The number of projects spread among these categories total to more than 111 due to some projects falling into more than one category.




B. Major Project Status

****LEGEND:**






- **Cancelled:** The project has not finished, and work on the project will not continue.
- **Completed:** Work on the project has finished, and all deliverables/tasks have been completed.
- **Delayed:** The project is still active, but we have passed the initial estimated completion date.
- **In Process:** The project is currently being worked on by the project team.
- **On Hold:** The project has not finished, and work on the project has been suspended.
- **Ongoing:** The project consists of multiple phases or is an operational project. Some portions have been completed, but the project has not fully reached fruition.
-  : Addresses technical debt
-  : PCI project

#	Project Name	Description	Strategic Priority	Dept.	Estimated Completion Date	Project Status	Value Adds
1.	Enterprise Contact Center (ECC) Solution	The Enterprise Contact Center application within the City of Dallas is a secure, reliable, and scalable call platform to meet the needs of city residents. The ECC includes Natural Language Processing (NLP), Knowledge Base, Workforce Management, Interactive Voice Response (IVR), Courtesy Call Back, and other core call center capabilities to support multiple departments across the city. (\$2,134,245)	GPFM	311	TBD	In Process	
2.	Ethics Point Salesforce Integration	The purpose of this system is to promote and support ethical financial compliance. (\$63,164)	GPFM	ATT	Dec-23	In Process	
3.	Department of Aviation INDMEX AirBOSS Vehicle Tracking	This system provides the airport staff with a user friendly, browser-based means to track vehicle, aircraft movements, increase operational safety, and create a common operational picture. The Vehicle Tracking technology in this system allows the airport staff to track ground vehicles, driver positions while the Runway Incursion Warning System (RIWS) will alert vehicle operators in advance of a possible incident on runways. (TBD)	Transport & Infra	AVI	Mar-24	In Process	
4.	Veoci Dallas Airport System Phase 2 Implementation	This system provides the airport staff with a multifunctional platform providing emergency, safety management systems. This system allows to create, share and manage all information related to unlimited number of emergencies, incidents, events and facilitates emergency mass communications to internal and external stakeholders of Dallas Love Field Airport. (TBD)	Transport & Infra	AVI	Jun-24	In Process	




As of 10/31/23

#	Project Name	Description	Strategic Priority	Dept.	Estimated Completion Date	Project Status	Value Adds
5.	Core Financial System Upgrade	The CG Advantage 3 system is utilized by all departments within the City for processing and recording of all budgets, procurement, and financial accounting transactions and interfaces with many enterprise business applications. This major upgrade will move the City's core financial system to a cloud-based solution providing advanced capabilities and incorporating modern technologies such as robotic process automation (RPA) and machine learning (ML) to improve the quality and speed of financial transactions. (\$22,095,745)	GPFM	CCO	Dec-24	In Process	
6.	Vacant Property Registration Salesforce Platform	This project will develop a registration platform and process for identifying and tracking vacant properties. This City-wide process will be managed by Code Compliance Department. It will also enable citizens to access an online platform to register and pay for vacant properties they own. (TBD)	Environment & Sustain	CCS	TBD	In Process	
7.	Asset Management System	The Code Compliance office is seeking an asset management system to manage several different of assets to include ballistic vests, uniform items (pants, belts, reflective vests, shirts, jackets) that they issue officers, and other equipment deployed to their staff to perform their duties. This effort gathers requirements to conduct market research and identify potential solutions to meet the business need. (\$76,000)	Environment & Sustain	CCS	TBD	In Process	
8.	Consumer Protection online Salesforce Application/ permitting system	This system will allow a department to implement an online permit process for seven applications (wood vendor, motor vehicle repairs, credit access, electronic repairs, home repair, scrap tire). Will Allow business owners to access, complete, submit, and track their business permit applications online. (\$318,050)	Environment & Sustain	CCS	TBD	In Process	
9.	Envision Connect Replacement Project	This project will replace the current Restaurant Inspection System - Envision Connect. Envision Connect is at the end of life for support. The vendor is requesting to move to their newer application for restaurant inspections. (\$482,611)	Environment & Sustain	CCS	TBD	In Process	
10.	Body Worn Cameras for Code Personnel (CCS)	Code Compliance is implementing body-worn cameras to enhance citizen interactions, officer safety, and provide investigatory evidence for field inspections. The department has completed a pilot with limited staff and will move forward with a phased rollout. (TBD)	Environment & Sustain	CCS	Feb-24	In Process	
11.	Short Term Rental Enforcement Database	This solution facilitates compliance enforcement of new zoning and registration ordinances for STRs. It will enable CCS to identify and locate short-term rentals, monitor activity on host platforms, track code violations, issue notices and other administrative documents. (TBD)	Environment & Sustain	CCS	Mar-24	In Process	



As of 10/31/23

#	Project Name	Description	Strategic Priority	Dept.	Estimated Completion Date	Project Status	Value Adds
12.	Cameras at 7901 Goforth	This project replaces an old analog camera system with high resolution cameras. The camera system will provide 360-degree coverage around the building at 7901 Goforth. Cameras will extend into the common areas of the building and the front counter area. (TBD)	Environment & Sustain	CCS	Aug 24	In Process	
13.	Electronic Citation (eCitation) system	This project will implement an electronic citation system to support the Code Compliance department's operations. The department issues over 69,000 Notices of Violation and over 10,000 citations annually. This system will improve operational efficiency by reducing the amount of time officers spend on-site, reducing paper waste and reducing data entry mistakes from hand-written citations. (TBD)	Environment & Sustain	CCS	Aug 24	In Process	
14.	Convention and Event Services - Office of Special Events - Cust Relation Mgmt System	Convention and Event Services Customer Relation Management System is currently operational but is not currently accepting credit card payments. This project implements PCI requirements to allow the system to eventually accept credit card payments. (TBD)	ECO	CCT	TBD	In Process	
15.	Enterprise Community and Employee Engagement Solution	This solution streamlines the city's ability to inform the public, solicit opinions, and conduct surveys to better support the citizens. It facilitates city authorities' active communication with residents and will help to better inform residents about service changes. (TBD)	GPFM	CMO	Sep 24	In Process	
16.	RFCS for Court Case Management System	The current Court Case Management System (Tyler Technologies) contract will expire June 2024. CTS wishes to conduct market research and conduct a competitive procurement to ensure the best solution is selected to upgrade and improve court case management. (\$4,371,720)	Public Safety	CTS	TBD	In Process	
17.	DAS Inventory Management Tool	Dallas Animal Services manages a large inventory of drugs, supplies and business equipment needed to perform their functions. Currently, inventory management is done through a legacy system database (animal software) or on spreadsheets. The current processes are inadequate in providing appropriate controls and functionality. (\$14,062)	Environment & Sustain	DAS	TBD	In Process	
18.	Development Services Training Simulator	The building permit and inspection process involves several different components operating independently on separate software platforms. The purpose of this project is to develop a training simulator that allows for cross-collaboration across city divisions to improve quality and efficiency of processes. (\$50,000)	ECO	DEV	TBD	On Hold	
19.	Customer Queuing Software	Customers currently walking into the permit center need to be able to "sign in" and set appointments remotely. DEV needs to be able to offer this service to their customers to better track the data associated with their customers' experiences; volume, wait times, types of service...etc. This project will identify, procure, and implement a customer queue management solution for Development Services. (\$60,000)	ECO	DEV	TBD	In Process	





As of 10/31/23

#	Project Name	Description	Strategic Priority	Dept.	Estimated Completion Date	Project Status	Value Adds
20.	Expand OnBase to the entire SDC Department	The OnBase content management system was originally implemented only for the Building Inspection division within the Development Services Department (DEV). Purpose of this project is to implement the content management system to all divisions within DEV. (\$180,712)	ECO	DEV	TBD	On Hold	
21.	DallasNow	The city's current permitting system has reached end of life, cannot interact with the new geospatial technology standards, and is difficult to change to support new business requirements, as well as workflows. This project will deploy a new system to replace the existing system and to add efficiencies in the permitting process. (\$9,746,780)	ECO	DEV	Sep-25	In Process	
22.	Smart Device/Technology Behavioral Health App for DFR members	This project will provide a Peer Support Contact App for Dallas Fire-Rescue (DFR) personnel. At Dallas Fire-Rescue (DFR), the City is promoting whole-person wellness. This new application will supplement existing mental health support services available to the City's DFR members. (\$170,000)	Public Safety	DFD	TBD	In Process	
23.	Telestaff-Workday Integration	Telestaff automated scheduling and staffing system for the City of Dallas Fire Department 24-hr employees' integration with Workday Payroll System. (\$731,238)	Public Safety	DFD	Dec-23	In Process	
24.	Dispatch/ Communications - Video Wall	This video system will be a "video wall" solution to display relevant information regarding Fire and EMS dispatches. It will include Traffic Camera inputs, weather information, and other information to enhance DFR's dispatchers as they work Fire and EMS teams in real-time. (TBD)	Public Safety	DFD	Sep-24	In Process	
25.	Fire Station Alerting System	Dallas Fire Rescue strategically dispatches resources from 58 fire stations deployed throughout the city. To avoid response delays, DFR relies on a station Alerting System that integrates with our Computer Aided Dispatch (CAD) system to advise firefighter/paramedics of assistance calls. The current station alerting system is end of life, difficult to maintain, and lacks the full range of functionality more modern solutions provide. This project will conduct market research, procure, and implement a new, modern station alerting system for Dallas Fire Rescue. (\$1,860,000)	Public Safety	DFD	Oct-24	In Process	
26.	IT Infrastructures for New Fire Stations 19, 21, 36, 41, 46, 58 & 59	A total of 8 new and renovated Dallas Fire Stations are being constructed in scope Sta. 46, 36, 59, 41 Temp, 41 Replacement, 19, 58 and 21 FS/AVI Center. All new IT infrastructures including cabling, network, workstations, printers, radio Alerting system equipment, etc., will be activated in line with facility openings. (\$131,688)	Public Safety	DFD	May-25	In Process	
27.	DPD Gun Range Software	This system supports the Firearms Training Center (FTC). It will provide tracking of weapons training, qualifications for rifle, pistol, and shotgun training. It will also need to keep track of weapons maintenance and other information related to officer's firearm training. (TBD)	Public Safety	DPD	TBD	In Process	




As of 10/31/23

#	Project Name	Description	Strategic Priority	Dept.	Estimated Completion Date	Project Status	Value Adds
28.	Mobile Surveillance Platform Vehicles (Formerly known as Bait Car)	The Dallas Police Department (“DPD”) currently operates a fleet of 25 Mobile Surveillance Platform vehicles. These vehicles are deployed throughout the city and serve as “bait cars”. These vehicles are outfitted with covert cameras, microphones, GPS, and other capabilities. (\$700,000)	Public Safety	DPD	TBD	In Process	
29.	County CAD Collaboration	Upgrade and expand the city’s Computer-Aided Dispatch (CAD), extending it to the County to improve collaboration on emergency 911 call center responses. This project is also required to fully implement and upgrade of the 911 call center’s telecommunications infrastructure. (\$0)	Public Safety	DPD	TBD	In Process	
30.	WEB-RMS	This project will migrate DPD’s current law enforcement Records Management System (RMS) from the current onsite solution to an upgraded Web-based system. The upgraded RMS will give the department needed functionality that are currently unavailable with on-premise solution. Current limitations require process workarounds creating potential errors and inefficiencies which will be resolved with the upgrade. (\$1,010,000)	Public Safety	DPD	TBD	In Process	
31.	COBWEBS	This project will implement social media investigative software for the Police Department (DPD). The software will provide an efficient tool for investigating social media posts from potential suspects to aid in investigations. (\$93,353)	Public Safety	DPD	TBD	In Process	
32.	P25 Compliant Radio Project	The city’s current public safety radio network is 40 years old and not compliant with new standards (P25) for the networks. This project installs all-new infrastructure for a fully P25 compliant radio communications system that will be used by multiple departments within the City and County of Dallas. This system is intended and designed to host external governmental agencies throughout the region. (\$54,898,873)	Public Safety	DPD	Nov 23	In Process	
33.	Ricoh-Fortis Document Management System Replacement	The DPD Fortis document management system is at end of life and no longer supported. This project will replace and upgrade the DPD document management system. (\$217,633)	Public Safety	DPD	TBD	In Process	
34.	Fusus Devices Implementation for DPD	The Fusus product suite will provide a video and data collaboration platform to expedite intelligence gathering and efficiency of response to situations as they unfold throughout the community. Further, providing a tool for identifying the location of cameras in proximity that may provide valuable information to aid in the response and/or subsequent investigation. (\$478,589)	Public Safety	DPD	Dec 23	In Process	




As of 10/31/23

#	Project Name	Description	Strategic Priority	Dept.	Estimated Completion Date	Project Status	Value Adds
35.	CAD & RMS Universal Replacement	This project will replace the current Computer Aided Dispatch (CAD) system and the Records Management System (RMS) with a holistic, universal solution to support Dallas Police Department, Dallas Fire-Rescue, and the Dallas Marshal's office. The goal of this project is a solution utilizing industry best practices, while also providing uniformity across both platforms. This will support better tracking of incidents from initiation through investigations to final resolution. (TBD)	Public Safety	DPD	Sep 24	In Process	
36.	Off-Duty Job Application	This system will manage all elements of off duty jobs for DPD employees including tracking of personnel off-duty jobs, and number of hours worked. It will handle payments to employees for off-duty work and payments to the city for the use of any City assets. (TBD)	Public Safety	DPD	Nov 24	In Process	
37.	In Car Video - Body Worn Camera - Interview Room	There is a Federal Requirement to video record public safety stops. In car systems involve video in patrol cars. Body Worn Cameras involve wearable video cameras systems for officers. Interview Rooms involves replacement of video equipment in Public Safety interview rooms. (\$134,756,801)	Public Safety	DPD	Dec 24	In Process	
38.	Surveillance Cameras and Real Time Crime Center	This project will provide a "Real Time Crime Center" capability within Jack Evans police station. It will include 1) building a new command center video room (Real Time Crime Center), 2) building camera installations, 3) video camera software, video storage and surveillance camera installations at intersections, and 4) Trailer camera installations. (\$16,261,454)	Public Safety	DPD	Dec 24	In Process	
39.	Use of Force - Police Strategies LLC	This project will provide a data analytics platform which produces analytic dashboards which provides comparative analyses by extracting data from incident reports & officer narratives, analyzes the data using established algorithms, and produces written summary reports used by DPD leadership in focusing resources. (\$1,383,800)	Public Safety	DPD	Jul 26	Ongoing	
40.	Unsupported Software Remediation	Identify Servers running unsupported Software, DBs running unsupported versions of software, and applications that will require modifications to bring up to supported software levels. Develop a plan to upgrade, in a sequenced fashion. (\$0)	GPFM	ITS	TBD	Ongoing	
41.	Visualization Engineering Services	Purchase of Visualization Engineering services will provide an authoritative visualization of our Current State and Future States - an effort critical to information data center improvements. The outputs of this engagement will be crucial to the success of planned improvements to Application Portfolio Management in addition to the stated necessity regarding data center improvements. (\$685,972)	GPFM	ITS	Oct-23	Completed	






As of 10/31/23

#	Project Name	Description	Strategic Priority	Dept.	Estimated Completion Date	Project Status	Value Adds
42.	Apptio IT Financial Transparency SaaS	This project is for a cloud-based solution for the Department of Information and Technology Services (ITS) to gain detailed insight into information technology (IT) expenses, cloud infrastructure / software usage and other IT related costs. (\$1,353,866)	GPFM	ITS	Sep-23	In Process	
43.	Relocate Development Services to New Facility	In September 2022, the City of Dallas purchased a new facility at 7800 N. Stemmons Freeway which will serve as the offices and storefront for the Development Services Department (DEV). This project will provide all new IT infrastructure including cabling, network, workstations, printers, radio equipment, etc. in line with the facility opening. (\$5,000,000)	GPFM	ITS	Nov-23	In Process	
44.	ServiceNow Phase 2	ServiceNow Phase 2 comprises 4 major tasks or subprojects - "IT Software and Hardware Asset Management", "ServiceNow Stabilization and Workflow Improvement", "ServiceNow Fedramp Cloud Migration", and "ServiceNow Version Upgrade to San Diego Q1 2022". (\$1,305,890)	GPFM	ITS	Dec-23	In Process	
45.	Network Unified Communications Upgrade	The City's current collaboration suite is at end of life and requires an update to maintain functionality and reduce risk. This project will upgrade the Unified Communications Management (UCM) to the latest version available. (\$618,180)	GPFM	ITS	Feb-24	In Process	
46.	PCI DSS Requirements Validation Project	This project focuses on Protecting Cardholder Data with PCI Security Standards. The goal of the Payment Card Data Security Standard (PCI DSS or PCI) is to protect cardholder data and sensitive authentication data wherever it is processed, stored or transmitted. This project initially focuses on currently active projects with PCI components and will expand to cover other projects and systems as necessary. (TBD)	GPFM	ITS	Oct-24	In Process	
47.	IT Project and Portfolio Management Tool	This project will implement a new Project and Portfolio Platform (PPM) tool suite to provide a centralized and automated project management portfolio, assist with project intake, and improve the tracking and management of IT projects. (\$300,134)	GPFM	ITS	Nov-24	In Process	
48.	Digital Equity Infrastructure	This project seeks to meet the City's vision of ensuring that all Dallas households will have high-speed, reliable internet and access to devices in their homes by seeking commercial telecommunication service providers to develop and implement digital equity infrastructure which addresses established gaps in targeted communities. (\$40,000,000)	GPFM	ITS	Dec-32	In Process	
49.	Enterprise Capital Project Management System (ECPMS) Phase 2	Phase 2 Implementation of the Enterprise Capital Project Management System (ECPMS), IBM Tririga, to support the DWU Capital Projects division. Also, includes the delivery of reporting enhancements and efficiencies to the Phase 1 implementation. (\$2,169,090)	Transport & Infra	DWU	Dec-22	In Process	

As of 10/31/23

#	Project Name	Description	Strategic Priority	Dept.	Estimated Completion Date	Project Status	Value Adds
50.	Enterprise Work Order and Asset Management (EWAMS) Phase 2	Implementation of an Enterprise Work Order and Asset Management System (EWAMS), that can be utilized as the standard for the City of Dallas. The Phase 2 effort of this Enterprise platform implementation will manage Work Orders and Maintenance. (\$4,901,864)	Transport & Infra	DWU	TBD	In Process	
51.	LIMS Acquisition and Implementation Phase 3	DWU is implementing a Laboratory Information Management System (LIMS) for one Analytical Lab, five treatment plants, the Water Quality Division and the Watershed-Reservoir Division to increase regulatory compliance, productivity, efficiency and effectiveness. (TBD)	Transport & Infra	DWU	May-24	In Process	
52.	Enterprise Work Order and Asset Management (EWAMS) Phase 3	This professional service contract allows for continuous consultant services for the expansion of the Enterprise Work Order and Asset Management System (EWAMS). Phase 3 will oversee the implementation of Dallas Water Utilities (DWU) Meter Services division. (\$12,989,751)	Transport & Infra	DWU	May-28	In Process	
53.	Library Website update	The library's website needs to be updated to meet the current and future needs of the library including being able to support additional online content and online programs and education. (TBD)	QOL	LIB	Dec-29	In Process	
54.	Neighborly Expansion - Fair Housing	The purpose of the software is to complete the Fair Housing assessment of housing projects. This ensures we affirmatively further fair housing in the city as required by the Fair Housing Act and HUD. (\$25,700)	WEE	OEI	TBD	Delayed	
55.	Stormwater Compliance Information Management System	OEQ staff currently manage mission-critical and legally sensitive environmental management consent decree (EMCD) /permit-required tasks through a 20-year-old "homemade" information system built on MS Access 2002 and InfoPath. This project will procure and implement a new, modern system which provides timely information through dashboards and reports. (\$49,900)	Environment & Sustain	OEQ	TBD	In Process	
56.	Real Estate Case Management System	This project will streamline the leasing of properties and the utilization of right-of-way by introducing an online application process. It will also give applicants the ability to track progress of their application in real time. (TBD)	Transport & Infra	PBW	TBD	In Process	
57.	Snow & Ice Response	This project supports emergency response during snow and ice events. It will streamline the City's emergency response capability and will allow the Public Works department to quickly provide updated sanding information to other departments, to include Communications Outreach & Marketing, Office of Emergency Management, Dallas Fire and Rescue, and Dallas Water Utilities. ()	Transport & Infra	PBW	Oct-24	In Process	
58.	Implement Workday Prism	The Workday Prism Project will aggregate historical data from the City's prior payroll system and make it available with new payroll data in Workday. (\$68,995)	GPFM	PER	Oct-23	Completed	

As of 10/31/23

#	Project Name	Description	Strategic Priority	Dept.	Estimated Completion Date	Project Status	Value Adds
59.	Historical Data Repository solution for select HR system data	This project will provide an approved data warehouse solution for HR data being migrated from offboarding applications. This project will define data governance rules and enable compliant retention of City data from numerous current Human Resources (HR) systems. It will provide for an approved Data Warehouse for operational support, reporting and regulatory (data retention) compliance. The final solution will integrate with the HR Workday (WD) system. (TBD)	GPFM	PER	Oct-24	In Process	
60.	Replace Human Capital Management System Ph 2	This initiative involves the strategic implementation of HR modules for Performance and Talent Management, Recruiting and Onboarding, Learning Management System, Benefits Administration, and Advanced Compensation. In addition, we are orchestrating a meticulous Data Migration process, ensuring a seamless transition from legacy applications. (TBD)	GPFM	PER	Dec-24	In Process	
61.	Installation of lighting and security cameras on the Runyon Creek Trail	This project will install cameras and lighting along the Runyon Creek Trail. It will enhance safety for the 2.7-mile Runyon Creek Trail in southern Dallas. (TBD)	QOL	PKR	Nov-23	In Process	
62.	PKR Recreational Management System	Dallas Park and Recreation Department is looking for a recreation management system to manage recreation activities and programs of its 43 recreation centers, 107 pavilions, 19 aquatic facilities and over 200 athletic fields. (\$0)	QOL	PKR	Dec-29	In Process	
63.	Payment Vendor (SAP Users - DWU)	This project is to migrate DWU and other user departments of online (Bill Direct) and IVR payments to a new payment platform which provides real-time information for payments and reconciliation. (\$15,000,000)	Transport & Infra	DWU	Apr-24	In Process	
64.	DWU Billing CIS and Customer Portal Replacement	DWU's current CIS system, SAP, will reach its end of life in 2025. DWU must replace SAP by 2025 to ensure continuity of billing. (\$0)	Transport & Infra	DWU	Dec-26	In Process	
65.	SEC Records Inventory Management Solution	Replace the current obsolete unsupported FoxPro database with a state-of-the-art software application (preferably SaaS) that provides full functionality for operating a records center. Replacing this application will improve the management of the 70,000+ (\$231,440)	GPFM	SEC	TBD	In Process	
66.	Build an Ethics Financial Reporting Solution	The purpose of this system is to promote and support ethical financial compliance. (\$15,000)	GPFM	SEC	TBD	On Hold	
67.	Electronic Document Management - EDMS	Project Provides Electronic Document Management and Document Archive System for City Secretary's Office. (\$336,562)	GPFM	SEC	TBD	On Hold	

NOTES:

- 1. Enterprise Contact Center (ECC) Solution.** Project is still in process. Anticipate approximately 3 – 6 months' work to implement Single Sign On (multi-factor authentication), for final delivery of the Lab (test portion) of the project, and potential re-evaluation of Salesforce integration.
- 3. Department of Aviation INDMEX AirBOSS Vehicle Tracking.** This project is in the initiation phase. End date will be adjusted once planning phase is complete.
- 4. Veoci Dallas Airport System Phase 2 Implementation.** This project is in the planning stage. Completion date will be updated, as necessary, upon completion of planning phase.
- 17. DAS Inventory Management Tool.** The New system will allow the DAS department to perform inventory management and other functions as needed.
- 18. Development Services Training Simulator.** This project is on hold due to competing priorities.
- 22. Smart Device/Technology Behavioral Health App for DFR members.** Project has moved to procurement phase.
- 23. Telestaff-Workday Integration.** Telestaff Scheduling System is operational for Dallas Fire Rescue. TeleStaff Integrations to Workday is scheduled to Go-Live December 2023.
- 26. IT Infrastructures For New Fire Stations 19, 21, 36, 41, 46, 58 & 59.** Project is being implemented in an agile fashion. Next phase is expected to complete January 2024. No. of Fire Stations complete to date include Sta. 46, 36, 41 Temp, 58, 59 and 19. Remaining 41 Main and FS 21/AVI Center.
- 27. DPD Gun Range Software.** This project is beginning the procurement process. Completion date will be provided when available.
- 30. WEB-RMS.** This project is still in the procurement process. Purchase request has been submitted. New date will be provided when available.
- 32. P25 Compliant Radio Project.** The new P25 Public Safety Radio system is now live, operational, and performing as designed. Final migration of all City of Dallas Departments is complete. Team is now working on decommissioning of old systems and equipment
- 33. Ricoh-Fortis Document Management System Replacement.** This project is in the planning stages. New timeline is being developed. New date will be provided when available.
- 36. Off-Duty Job Application.** This project is beginning the procurement process. Completion date will be provided when available.
- 39. Use of Force - Police Strategies LLC.** All initial project tasks have been completed. End date of project is 2026 because CoD will continue to provide data on a quarterly basis until the end of the contract.
- 41. Visualization Engineering Services.** Project work is complete, and this project is moving to closure. This project will be removed from the TAR next month.

- 45. Network Unified Communications Upgrade.** Project is being implemented in an agile fashion. Unity Voice Mail portion is now complete. The next phase, “Call Manager” has an estimated completion date December 2023.
- 49. Enterprise Capital Project Management System (ECPMS) Phase 2.** PCR received by Vendor for update requirements/deliverables for linear segments, linear structures and X/Y coordinates; PCR pending review for acceptance and approvals.
- 58. Implement Workday Prism.** Project work is complete, and this project is moving to closure. This project will be removed from the TAR next month.
- 60. Replace Human Capital Management System Ph 2.** The Workday Modules Implementation will be done in three phases. The estimated timeline for Recruiting-Onboarding and Talent-Performance Go-live is Jan-24. Benefits Go-live is Oct-24. Advanced Compensation and LMS (Learning Management System) is Feb-25.
- 65. SEC Records Inventory Management Solution.** Requirements have been developed. Awaiting Council approval.
- 66. Build an Ethics Financial Reporting Solution.** Project date will be updated after this project has completed the procurement process.
- 67. Electronic Document Management - EDMS.** The EDMS project is part of a group of projects relying on the Hyland Software System, which are being developed serially. We are currently re-validating project budget, scope, and participating department and will then re-work the schedule.

C. Changes to Major Project Status List

- 1. Major Projects Implemented or Closed since last report.
 - a. Closed Captioning System for City Council Meetings - #8 on September 2023 TAR.
- 2. New Projects approved by IT Governance Board.
 - b. Snow & Ice Response - #57 on this month’s TAR. This Public Works Department project supports emergency response during snow and ice events.

Section 2: IT Operations

A. Outage Report

1. Monthly Service Desk Report

The IT Service Desk functions as the single point of contact (SPOC) between the City's IT organization and its end users. The service desk handles a variety of requests that include distribution to support, setting user passwords, and troubleshooting issues. It assists customers with incident resolution and service request management. The monthly service desk report provides metrics and trends of the IT service desk performance.

Service Desk Call Metrics

Category	Nov	Dec	Jan	Feb	Mar	Apr	May	Jun	Jul	Aug	Sept	Oct
Total Calls	7151	7222	9694	6969	8230	7319	11740	5528	5698	8195	6344	6228
Answered	6132	6222	7117	6778	8048	7171	7977	5005	5513	7941	6056	6143
Abandoned	1019	1000	1000	1084	182	148	523	523	185	254	288	85
Abandoned (<10sec)	273	408	380	1493	81	65	1398	175	166	172	172	93
Abandoned %(<10sec)	3.9	6	5	8	1	1	17.53	3.5	3.0	2.2	2.8	1.5

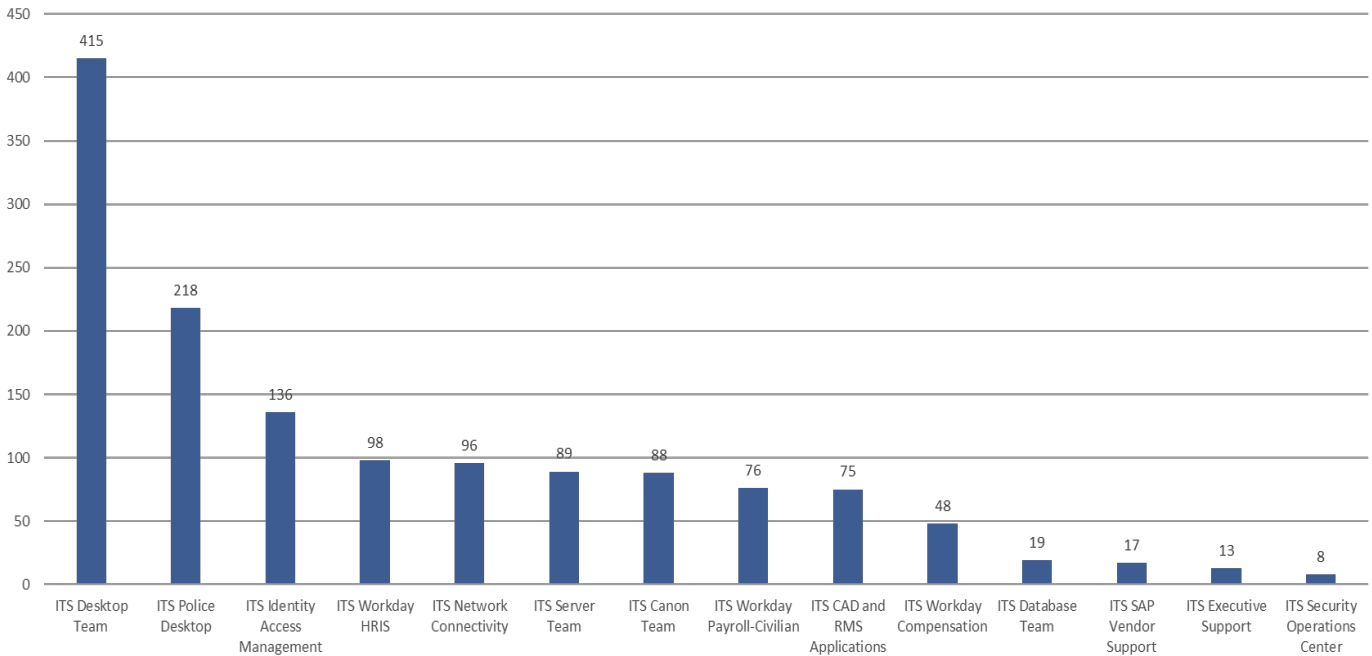
Metric	Metric	Current Month	Trend
Average Speed to Answer – Voice	Average Speed to Answer - Voice	00:08	
Password Related Incidents	Password Related Incidents	20%	
First Contact Resolution - Incident	First Contact Resolution - Incident	73.71%	
Average Duration – Service Desk	Average Duration - Service Desk	0.38 Days 551 Minutes	
Average Duration – Field Services	Average Duration - Field Services	3.78 Days 5449 Minutes	
Average Duration - PD Field Services	Average Duration - PD Field Services	4.8 Days 6976 Minutes	

NOTES:

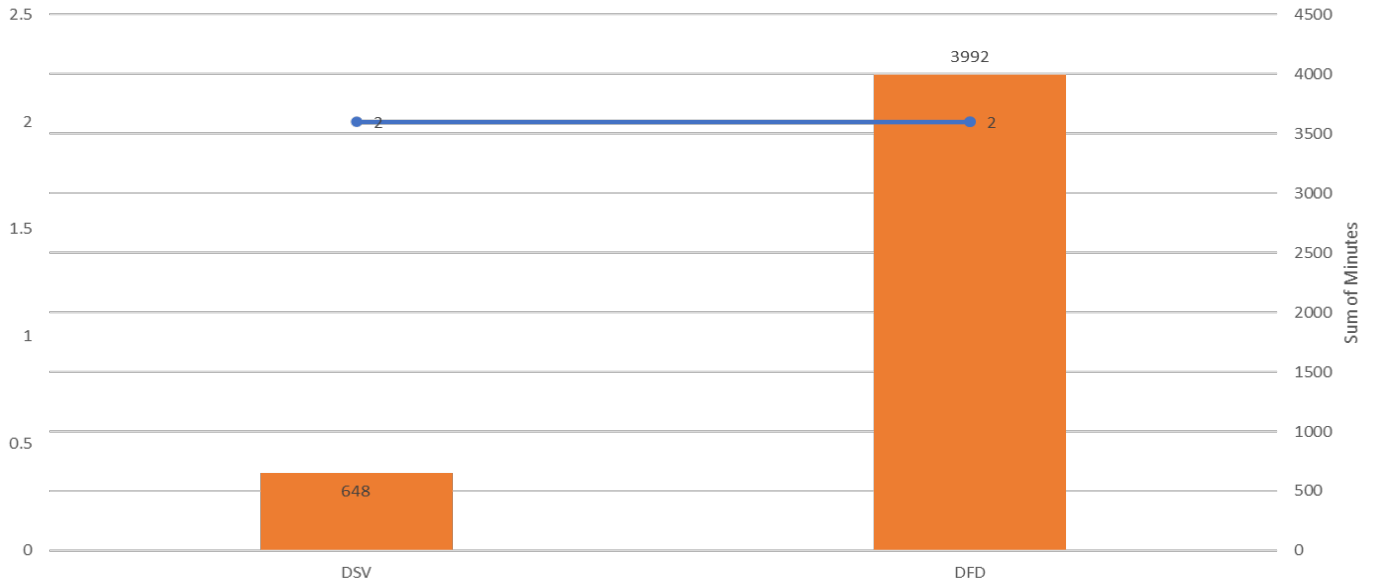
1. In October 2023, the IT Helpdesk received 6228 calls for support. This is a slight decrease over September which saw 6344 calls, and slightly below the yearly average of ~7700 per month (excluding May and the impact of ransomware related calls).
2. First Contact Resolution (Incidents) for October are relatively unchanged over September, 73.7% and 74% respectively.
3. Field Services (excluding DPD) average service duration of 3.78 days in October is in line with prior months, excluding September. Indicating that September was an anomaly most likely impacted by ransomware deployments.
4. Field Services for DPD remained relatively stable with average service duration 4.8 days in October and 5 days in September.

2. Monthly Incident Report (Break/Fix “My Computer doesn’t work”)

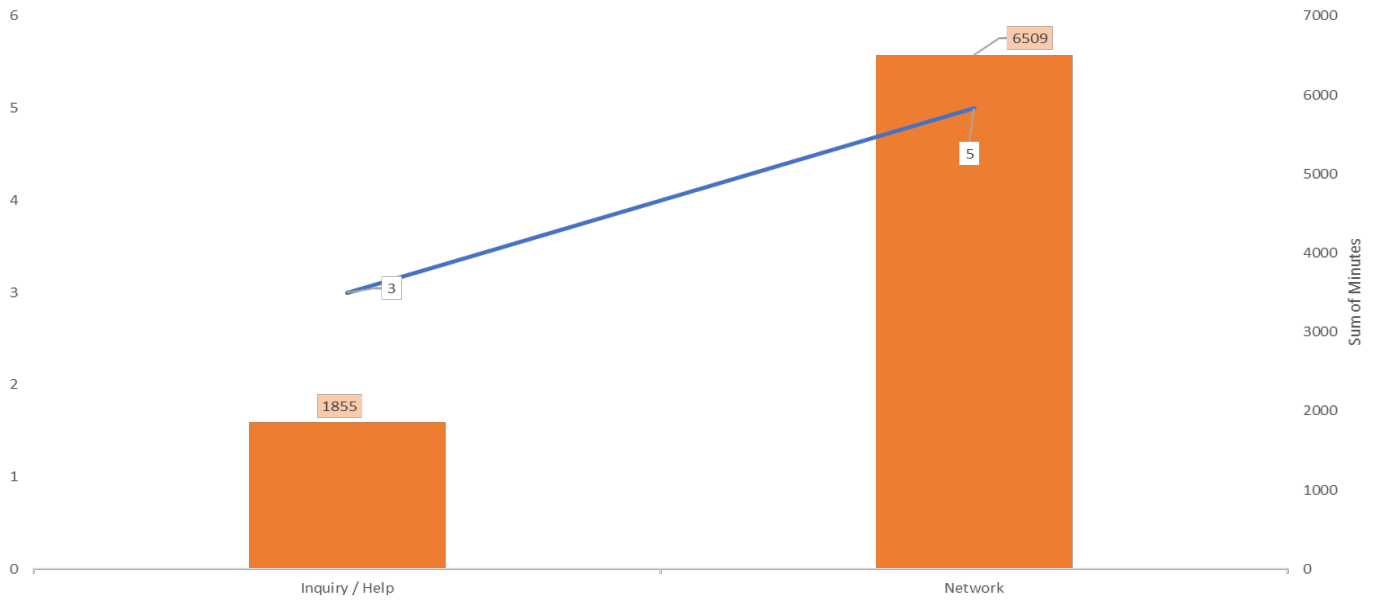
Top 15 Assignment Groups
Incidents October 2023



Impact Minutes by Department
Severity 1 and Severity 2

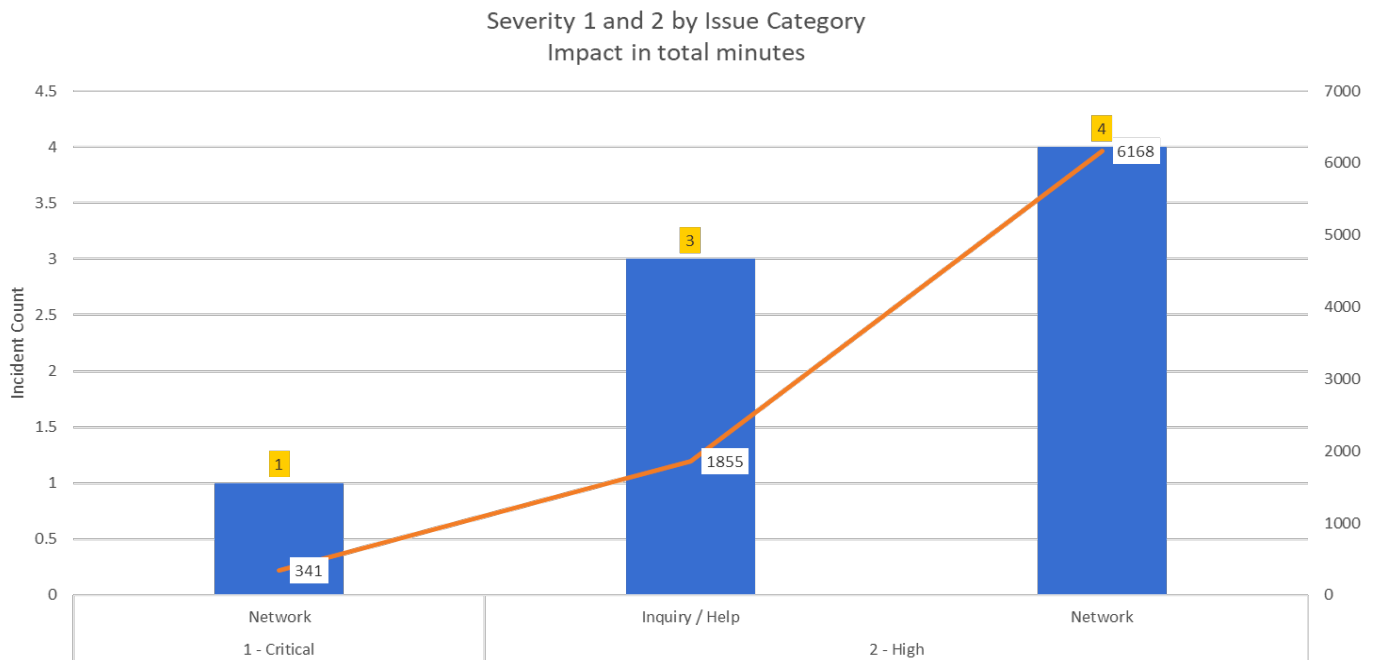


Impact Minutes by Issue Category
Severity 1 and Severity 2



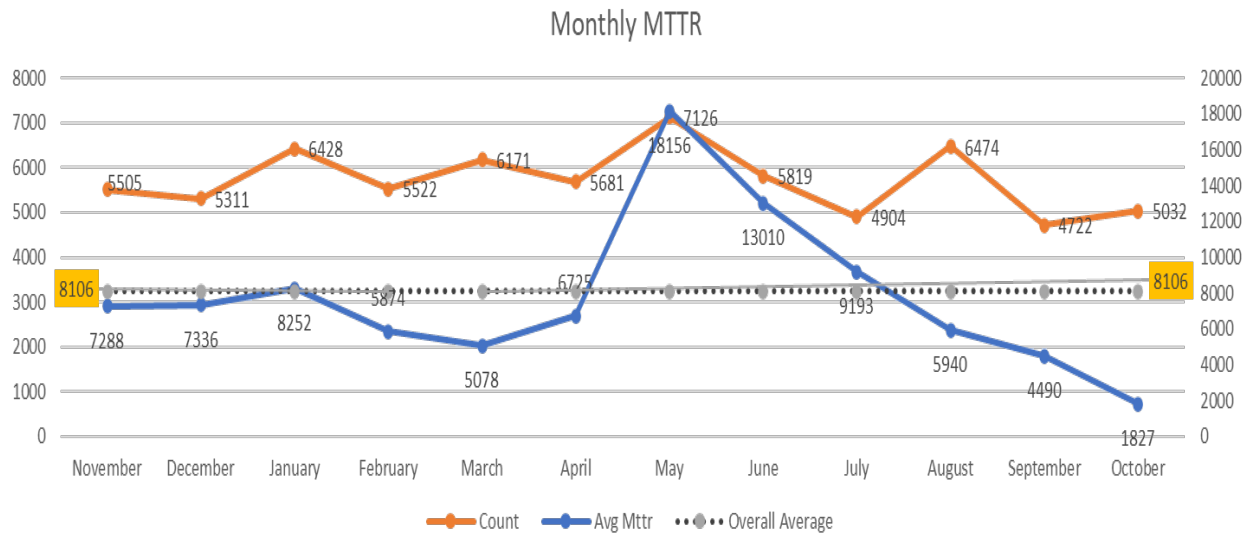
NOTES:

1. Severity 1 and Severity 2 incidents are the most severe and most likely result in degraded services or outages that impact the ability of City departments to fulfill their missions.
2. This chart tracks the number of reported incidents by department, along with the total number of minutes the incident(s) potentially impacted them.
3. The data points are extracted from ServiceNow based upon input by city IT technicians. Our analysis reveals that there are incidents which are resolved but have not been timely or appropriately closed out within the ServiceNow platform, resulting in artificially inflated resolution timeframes. ITS is working with IT service delivery managers to improve documented processes to ensure timely updates to ServiceNow to accurately reflect the actions for the incident and to provide a more representative experience.



NOTES:

1. This chart provides the distribution of major incidents and impact minutes over specific services and delineated by Critical and High Severity.



NOTES:

1. This chart provides the trendline for the average mean time to repair (MTTR), an industry standard for tracking the timeliness of resolution on reported incidents.
2. Diligence by the technicians to document and resolve tickets in a timely manner is the primary driver of the reduction in MTTR.
3. The MTTR reduction post ransomware continues, reaching levels not previously observed.
4. September MTTR updated to reflect post month closure validation. October numbers will be updated in November reporting cycle to reflect tickets closed post data compilation.

*Open incidents may impact October MTTR in November report

3. Monthly Major Outage Report

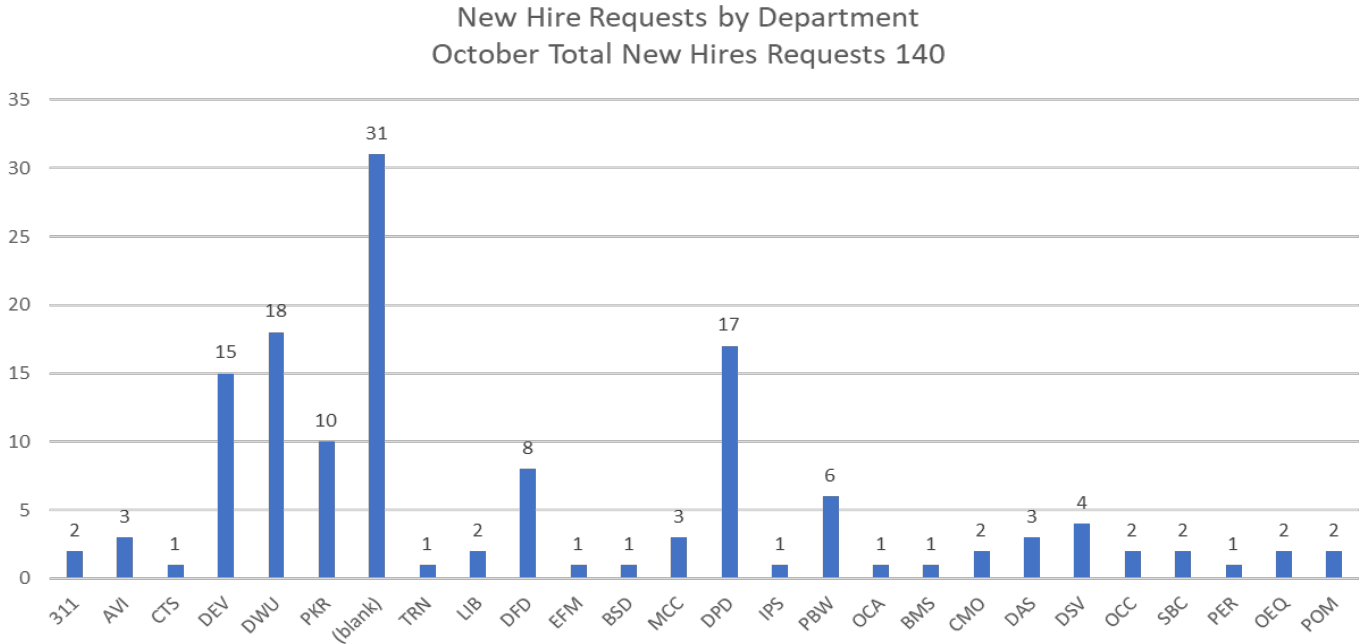
Priority	Description	Department	Primary	Assignment Group	Hours
1 - Critical	Network Users unable to connect to internal networks	DFD	Network	ITS Network Engineers	5.7
2 - High	Maximo Enterprise Asset Management System SaaS unable to run reorder due to corrupt records	DWU	Inquiry / Help	ITS Capital Asset Applications	20.1
2 - High	Network Phone outage	DFD	Network	ITS Network Engineers	60.9
2 - High	Network Network Outage	SAN	Network	ITS Network Connectivity	32.1
2 - High	PC Support PayMetric application is not responding. Server name needs to be restarted APDWUPM01	DSV	Inquiry / Help	ITS DWU SAP Applications	5.3
2 - High	Network Phones and Network availability	SAN	Network	ITS Network Connectivity	4.5
2 - High	Commvault Backups failing	DSV	Inquiry / Help	ITS Server Team	5.5
2 - High	Network no internet or phones	PKR	Network	ITS Network Engineers	5.4

NOTES:

1. Major outages are identified as Severity1 and Severity2 that have significant impact to City services or Department’s ability to perform critical functions and last over 4 hours in duration. As we mature the process this definition will be better scoped around impact and less around duration.
2. Outages with #value are incidents that had over 4 hours of impact, however, are incomplete of details, at the time the report was generated, to identify full impact to departments.
3. October 2023 saw a decrease in average time to repair and a slight increase in total outage time for Major Incidents compared to September 2023. October average MTTR of 17.4 hours compared to September of 20.3 hours. October total outage 139.4 hours compared to September which had 121.9 hours.
4. Eight major incidents in the month of October, 1 critical and 7 high, an increase of 2 over September of 6, 2 critical and 4 high.

B. Service Requests (including new employee onboarding)

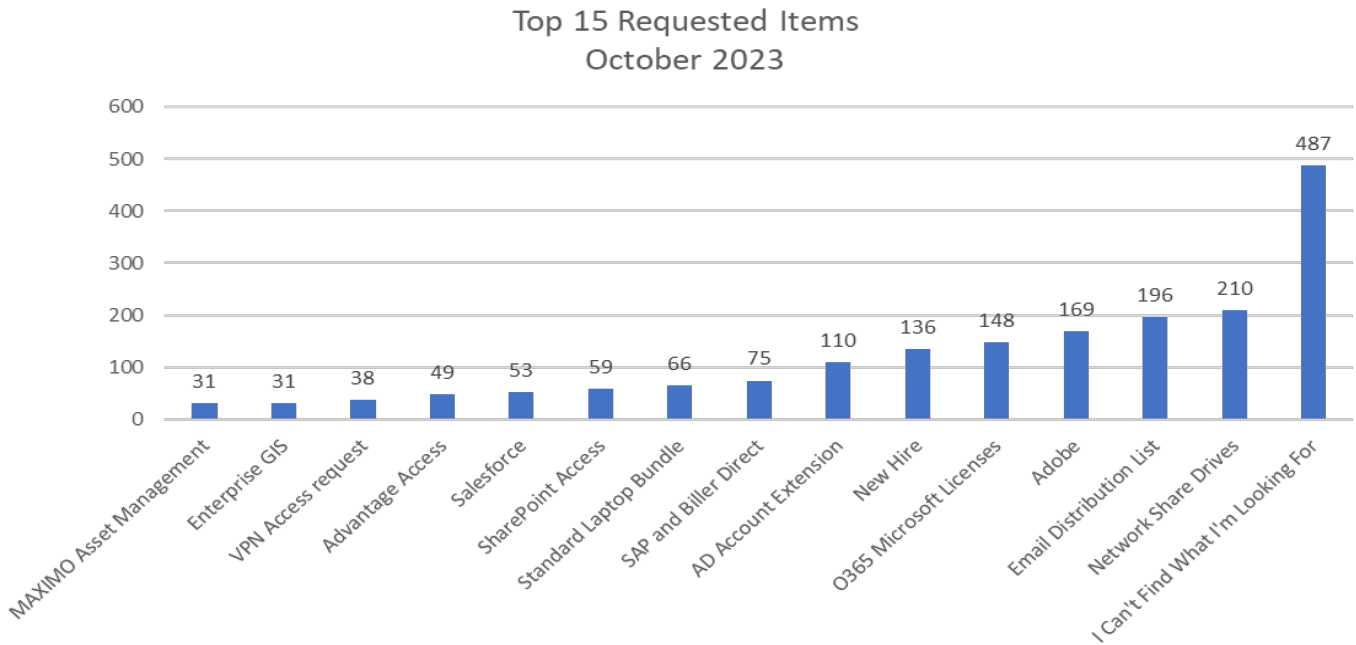
1. New Hire Report



NOTES:

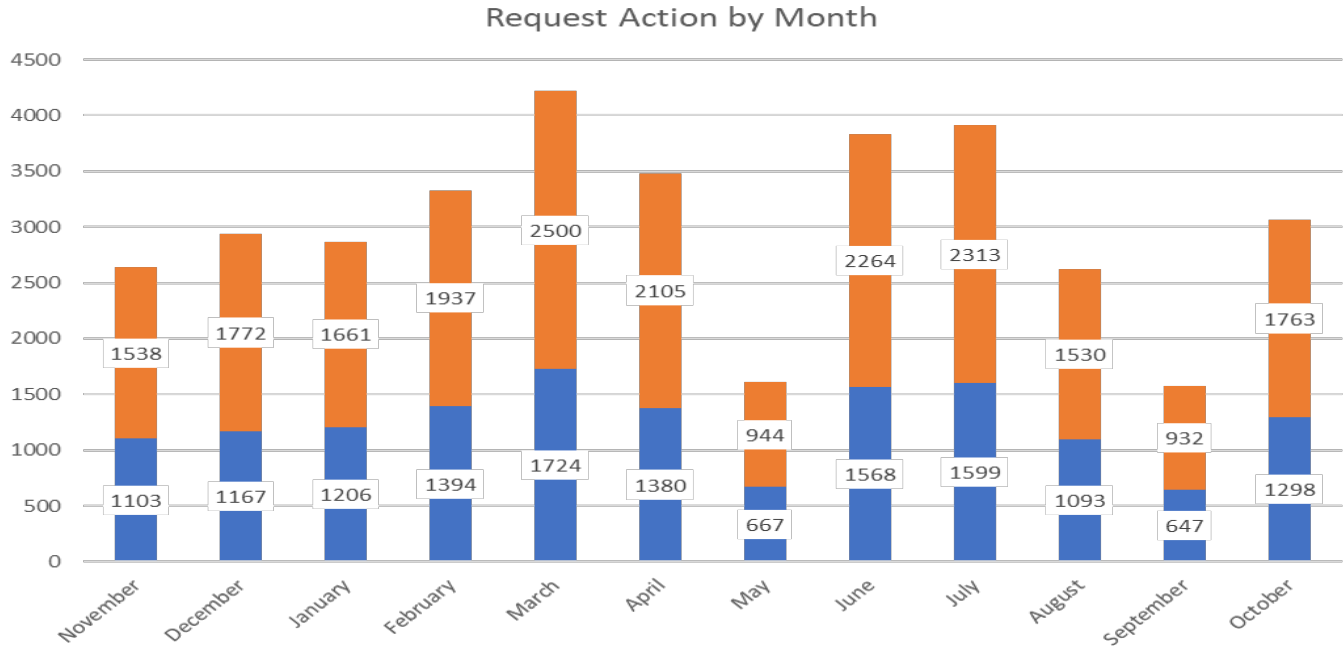
1. In the month of October, a total of 140 requests tickets were generated for new employees.
2. DWU, DPD, and DEV being the top 3 hiring departments. DWU has had 13 consecutive months in the top 3.
3. Blank indicates no department match was available for the requested onboarding at the time the report was generated.

2. Service Request Report (An ask for service – “I need Software Installed”)



NOTES:

1. October Service Request actions totaled 1858 an increase of 1000+ over September which totaled 773. This report depicts the top 15 Request by type that were selected.
2. “I Can’t Find What I’m Looking For” is a category used when a service catalog item does not exist for what the user is asking.



NOTES:

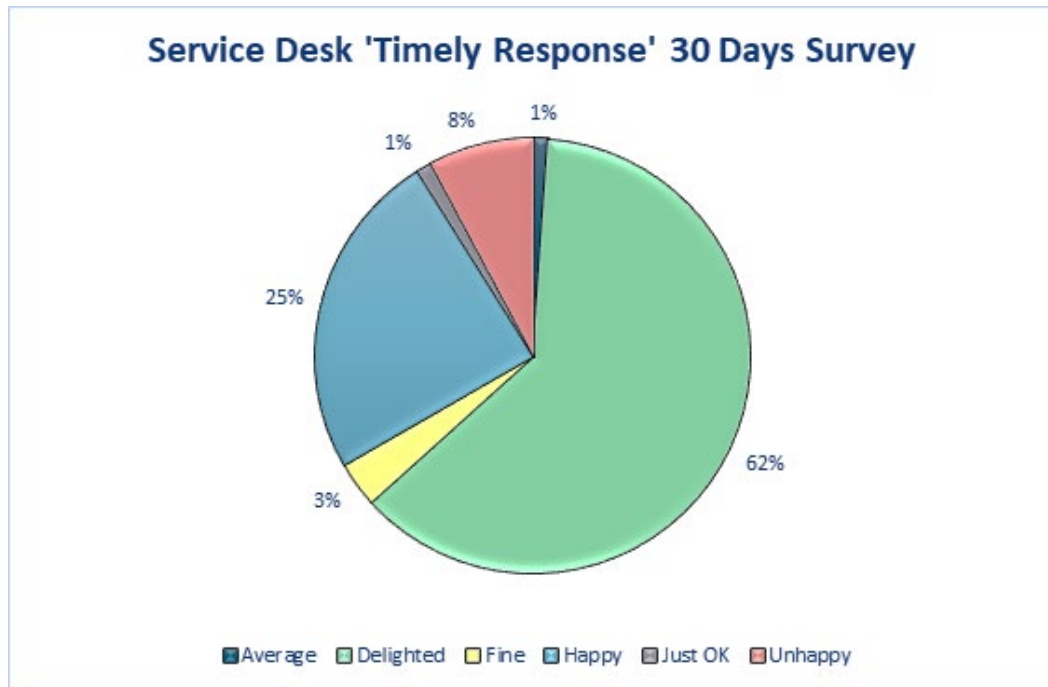
1. This chart illustrates that 1298 Request Tickets generated 1763 Request Actions. Frequently, one request generates multiple actions to be completed by one or more teams to fulfill the ask.

C. IT Service Desk Satisfaction Surveys

The City’s IT Service Desk conducts surveys of employees that have submitted incident reports and service requests. These surveys are performed through the ServiceNow platform in the form of email requests directly to the individuals who submitted the request to the IT Service Desk either by calling or submitting through the online ServiceNow platform. Submitters are asked to provide feedback on the timeliness of the disposition of their request and their rating of the overall Service Desk experience. Along with the rating, submitters are asked to provide other feedback which can be used to address specific issues and to improve the overall timeliness and experience.

Starting with the August 2023 Technology Accountability Report (TAR), the monthly survey results will be provided. In subsequent monthly TAR reports, it will also track trends over time from the survey data.

1. IT Service Desk Timeliness Report

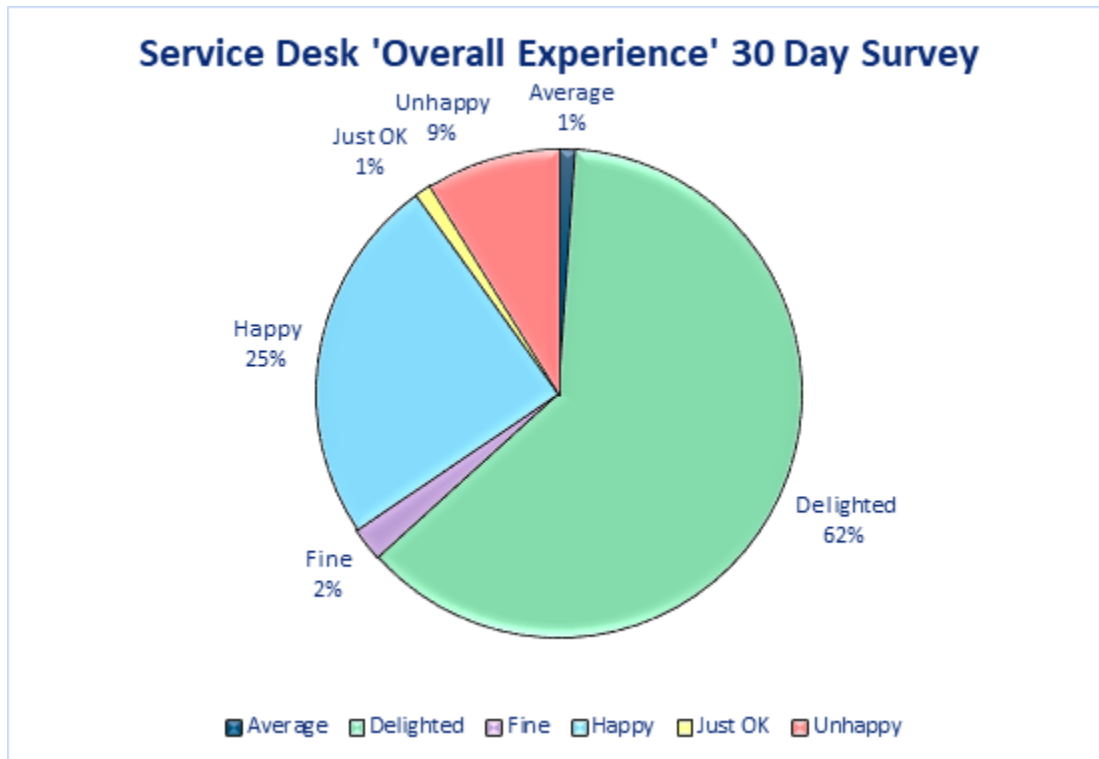


NOTES:

1. This chart illustrates the overall survey responses to the question of Service Desk timeliness for requests submitted in October 2023.
2. While each IT Service Desk ticket submitted results in a survey request to the submitter, not all survey requests receive a response, and these data represent the results from those responding to the survey.
3. The survey requests employees that have submitted an incident report or service request to the IT Service Desk to rate the timeliness of the service delivery on a scale along five points; Unhappy, Just OK, Average, Fine, Happy, and Delighted.

4. For the October 2023 survey, 90% of respondents rated their perception of timeliness of the service to be either Fine, Happy, or Delighted.

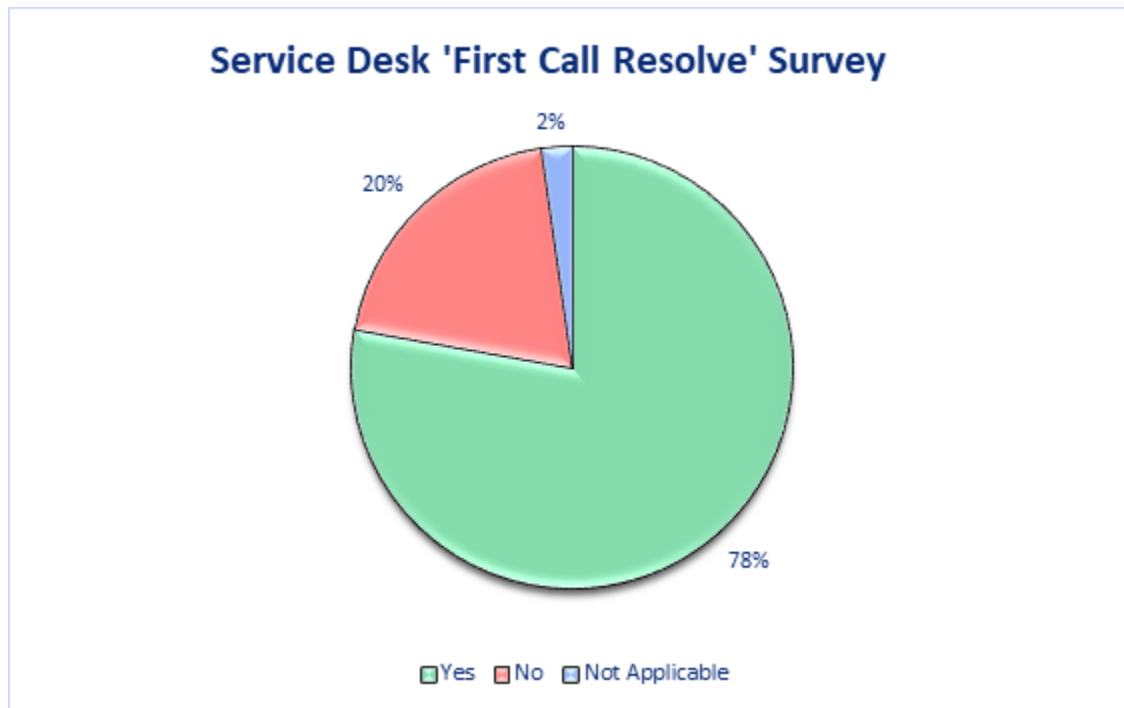
2. IT Service Desk Overall Experience Report



NOTES:

1. This chart illustrates the overall survey responses to the question of Service Desk experience for requests submitted in October 2023.
2. While each IT Service Desk ticket submitted results in a survey request to the submitter, not all survey requests receive a response, and these data represent the results from those responding to the survey.
3. The survey requests employees that have submitted an incident report or service request to the IT Service Desk to rate their overall experience of the service delivery on a scale along five points; Unhappy, Just OK, Average, Fine, Happy, and Delighted.
4. For the October 2023 survey, 89% of respondents rated their overall experience with the IT Service Desk to be either Fine, Happy, or Delighted.

3. IT Service Desk First Call Resolution Report



NOTES:

1. This chart illustrates the overall survey responses to the question of whether the issue was resolved on the first call to the Service Desk for requests in October 2023.
2. The survey requests employees that have submitted an incident report or service request to the IT Service Desk on whether the issue was resolved with the first call (Yes or No).
3. For the October 2023 survey, 78% of respondents responded that their issue or request was resolved on the first call.

Section 3: IT Budget Execution

IT Budget Execution provides information on the execution of the IT budget, the management of technology procurements, and the management of IT Human Capital. Unless otherwise noted, information in this section is effective through September 2023.

A. Contract/Procurement Management

Upcoming/Recent Contracts Requiring Council Approval

Item on October 25 Agenda:

Sigma Surveillance, Inc. dba STS360 – Supplemental Agreement No. 2 to increase the service contract for purchase and installation of hardware and software for a video surveillance camera system.

- Contract amount \$4,081,989, from \$16,327,955 to \$20,409,944
- Maintenance and support include warranties on all camera hardware, system patches, updates for functionality improvements, and relocation of cameras as necessary to improve effectiveness.

Items on November 8 Agenda:

Netsync Network Solutions – 3-year purchasing agreement for cloud-based security software as a service.

- Contract amount \$510,311.97
- Software as a service that will secure online communication, protect websites, and ensure the authenticity and integrity of digital transactions.

Cellco Partnership dba Verizon Wireless – 2-year purchasing agreement for commercial wireless communication services and equipment.

- Contract amount \$6,803,614.56
- Agreement for wireless cell phone services, smart devices, data and internet services.

Items on November 8 Agenda continued:

Netsync Network Solutions, Inc. – 4-year agreement for purchase of hardware, software, maintenance, and support for a network security management monitoring and response system.

- Contract amount \$2,167,522.05
- Services include network monitoring, software patches, upgrades, on-site technical support, and 24/7 system support.
- This technology will assist in detection, prevention of network security breaches, and destruction from malicious traffic.

Open Solicitations

Fire Station Alerting System

- Stable state-of-the-art internet protocol (IP) Fire Station Alerting System (FSAS) that offers pre-alert capabilities, dispatch capabilities, audio, visual features, administrative features, and alternative forms of monitoring for Dallas Fire and Rescue (DFR or Department).
- Open Date – March 20
- Close Date – September 29 (evaluations are in process)

Network Cabling

- Five-year contract with two, two-year renewal options for the design, installation, maintenance, and repair of network cabling.
- Open Date – September 7
- Close Date – October 20

Broadband and Digital Divide

- Eight-year initial contract with four three-year renewal options for Digital Equity Infrastructure and Last Mile Connectivity. The City is looking to select one or multiple solution/service providers qualified to design, build, deliver, and manage scalable fiber infrastructure to connect City facilities and high-priority unserved Census Tracts.
- Open/Advertised Dates – September 28 and October 5
- Pre-Solicitation Conference Dates – October 23 and November 14 (each at 2:00 p.m.)

Open Solicitations Continued

- Close Date – December 15
- Solicitation Evaluations – January 3 to February 14

Electronic Lien Filing

- Web-based system capable of electronically processing, submitting, recording, and filling real property lien documents for both receiving and transmitting with Dallas County
- Open Date – November 2
- Close Date – December 1

Fire Station Alerting System

- Stable state-of-the-art internet protocol (IP) Fire Station Alerting System (FSAS) that offers pre-alert capabilities, dispatch capabilities, audio, visual features, administrative features, and alternative forms of monitoring for Dallas Fire and Rescue (DFR or Department).
- Open Date – March 20
- Close Date – September 29 (evaluations are in process)

Upcoming Solicitations

Software Master Agreement – Service contract to purchase various enterprise commercial off the shelf (COTS) software products including perpetual, fixed term, subscription, and software as a service with their related software maintenance, support, training, and implementation, and other related services that will be used by the City in support of existing business operations.

Network Managed Services – Managed services for voice and data services, as well as the network support help desk.

Court Case Management System – System to automate and optimize daily work processes for Dallas Municipal Courts; replacement for the current system.

EMS Inventory Management System – System to manage and track acquisitions, distribution of DFR inventory, which include operation/emergency medical supplies, and personnel gear.

B. Budget Performance & Execution – Estimates as of September 2023 1st Close. Final September 2023 actuals will be available after November 27, 2023.

Fund 0191 – 9-1-1 System Operations
Estimates as of September 2023 1st Close

Expenditure Category	FY 2022-23 Adopted Budget	FY 2022-23 Amended Budget	YTD Actual	YE Forecast	Variance
Civilian Pay	636,477	636,477	513,486	520,345	(116,132)
Pension	91,413	91,413	77,862	73,980	(17,433)
Health Benefits	61,802	61,802	54,767	69,123	7,321
Worker's Compensation	1,658	1,658	1,658	1,658	-
Other Personnel Services	14,262	14,262	119,779	119,779	105,517
Total Personnel Services	805,612	805,612	767,552	784,885	(20,727)
Supplies	201,465	201,465	79,659	79,659	(121,806)
Contractual Services	13,205,665	13,205,665	9,369,183	10,827,183	(2,378,482)
Capital Outlay	-	-	-	-	-
Reimbursements	-	-	-	-	-
Total Expenditures	14,212,742	14,212,742	10,216,394	11,691,727	(2,521,015)

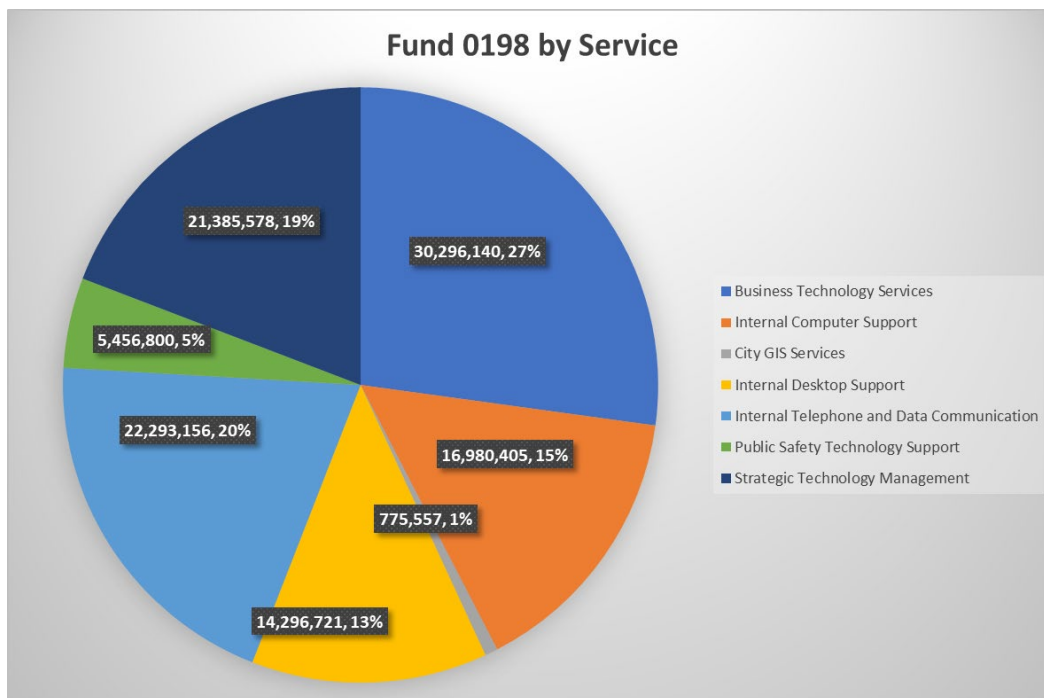
Fund 0197 – Communication Services (Radio Network)
Estimates as of September 2023 1st Close

Expenditure Category	FY 2022-23 Adopted Budget	FY 2022-23 Amended Budget	YTD Actual	YE Forecast	Variance
Civilian Pay	1,963,977	1,963,977	1,685,392	1,706,385	(257,592)
Overtime Pay	51,320	51,320	210,614	210,614	159,294
Pension	282,080	282,080	269,457	257,488	(24,592)
Health Benefits	265,923	265,923	250,708	297,423	31,500
Worker's Compensation	7,197	7,197	7,197	7,197	-
Other Personnel Services	33,819	33,819	39,106	38,030	4,211
Total Personnel Services	2,604,316	2,604,316	2,462,474	2,494,650	(109,666)
Supplies	1,156,482	1,156,482	487,890	487,890	(668,592)
Contractual Services	13,106,759	13,106,759	10,184,708	10,264,917	(2,841,842)
Capital Outlay	-	-	-	-	-
Reimbursements	-	-	-	-	-
Total Expenditures	16,867,557	16,867,557	13,135,072	13,269,944	(3,597,613)

C. Budget Performance & Execution (continued)

Fund 0198 – Data Services Estimates as of August 2023

Expenditure Category	FY 2022-23 Adopted Budget	FY 2022-23 Amended Budget	YTD Actual	YE Forecast	Variance
Civilian Pay	20,152,694	20,152,694	15,603,264	16,307,355	(3,845,339)
Overtime Pay	41,612	41,612	25,860	25,131	(16,481)
Pension	2,858,569	2,858,569	2,219,563	2,296,817	(561,752)
Health Benefits	1,825,634	1,825,634	1,629,867	2,041,999	216,365
Worker's Compensation	49,182	49,182	49,182	49,182	-
Other Personnel Services	1,036,948	1,036,948	476,679	592,178	(444,770)
Total Personnel Services	25,964,639	25,964,639	20,004,415	21,312,662	(4,651,977)
Supplies	759,552	759,552	675,619	678,644	(80,908)
Contractual Services	83,683,424	83,683,424	84,999,623	85,581,883	1,898,459
Capital Outlay	4,156,302	4,156,302	3,911,167	3,911,167	(245,135)
Reimbursements	-	-	-	-	-
Total Expenditures	114,563,917	114,563,917	109,590,825	111,484,356	(3,079,561)



D. ITS Staffing & Hiring Report

1. ITS Funded Staffing Levels

IT Fund	FY 21	FY 22	FY 23	FY 24	FY 25 Plan
Fund 0191 - 9-1-1 Technology Support	7.0	7.0	7.0	7.0	7.0
Fund 0197 - Radio Communications	28.0	30.0	30.0	30.0	30.0
Fund 0198 - Data Services	190.0	204.0	223.0	225.0	230.0
Total	225.0	241.0	260.0	262.0	267.0

2. Vacancies and Hiring Activities

- As of October 31, 2023, ITS had 56 vacancies out of the available 260 positions.
- As of October 31, 2023, of the 62 vacancies, the disposition was:
 - 12 are in draft posting
 - 2 are undergoing reclassification to re-align within the ITS Department
 - 16 are awaiting posting
 - 0 are actively posted
 - 5 were previously posted
 - 3 are under review
 - 0 are at a second round of interviews
 - 2 have pending offers with candidates

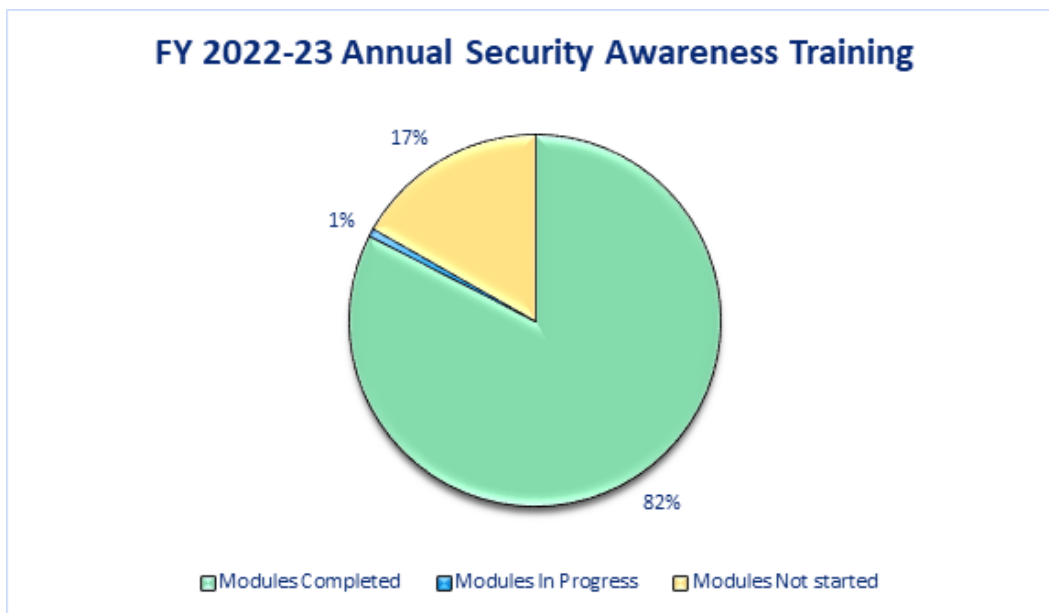
Section 4: Cybersecurity Programs

A. Awareness Training

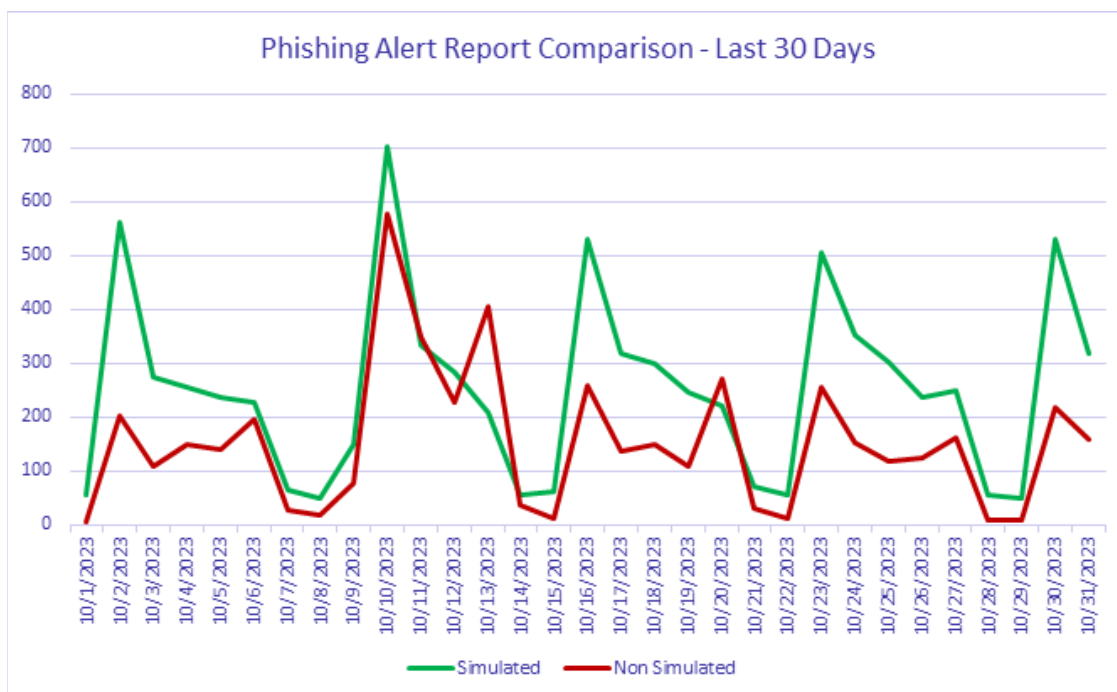
Security Awareness training is measured on an annual basis. Over the last several years ITS has observed a generally positive trend in risk scoring associated with annual employee training. Beginning with each new fiscal year the City will conduct a new set of security awareness courses to meet not only the best practices, but State of Texas House Bill 3834 requirements for all government employees.

However, each year we see new or enhanced requirements from the Texas State Legislature as the risk environment evolves and becomes increasingly more threatening. As such, our security awareness training program must evolve to reflect the latest requirements and latest threats and it is critical that the security awareness training is completed each year. The information below illustrates the enrollment and completion efforts of employee training over the course of the year. For FY 2021-22 the City completed 99% of 18 training campaigns covering HIPAA, PCI, and Cybersecurity. The FY 2022-23 security awareness training campaign on January 25, 2023, and ITS is tracking its progress and working with City employees to ensure completion.

- Note employees with less than 25% of job function on technology are not required to complete cybersecurity training.



In addition, ITS continuously applies best practices to the employees around phishing and their ability to recognize and appropriately handle phishing incidents. Campaigns designed given real world scenarios, typically taken from recent events are sent out to the employee population to test their ability to distinguish and act. This provides feedback to the employees as well has increased the actual amount of true phishing reported. As well, a “Report phishing” button added to user’s Outlook has increased both the numbers of test phish and actual phishing emails.



B. Situational Awareness

Annually ITS assess the overall Security posture of the organization based upon the NIST Cybersecurity Framework (CSF). Each category within the NIST CSF is evaluated for the current level of maturity and expectant maturity level. This process uses current and projected technologies and documented standards and procedures to complete the process. ITS utilizes both internal and external resources to conduct assessments. The results of the assessments are used by ITS to develop security strategy for cybersecurity and privacy. The below figure outlines the maturity model for the CSF. While the TAR does not provide our scores from our self-assessment, ITS can provide this information to Council members and discuss the assessments in depth as requested.

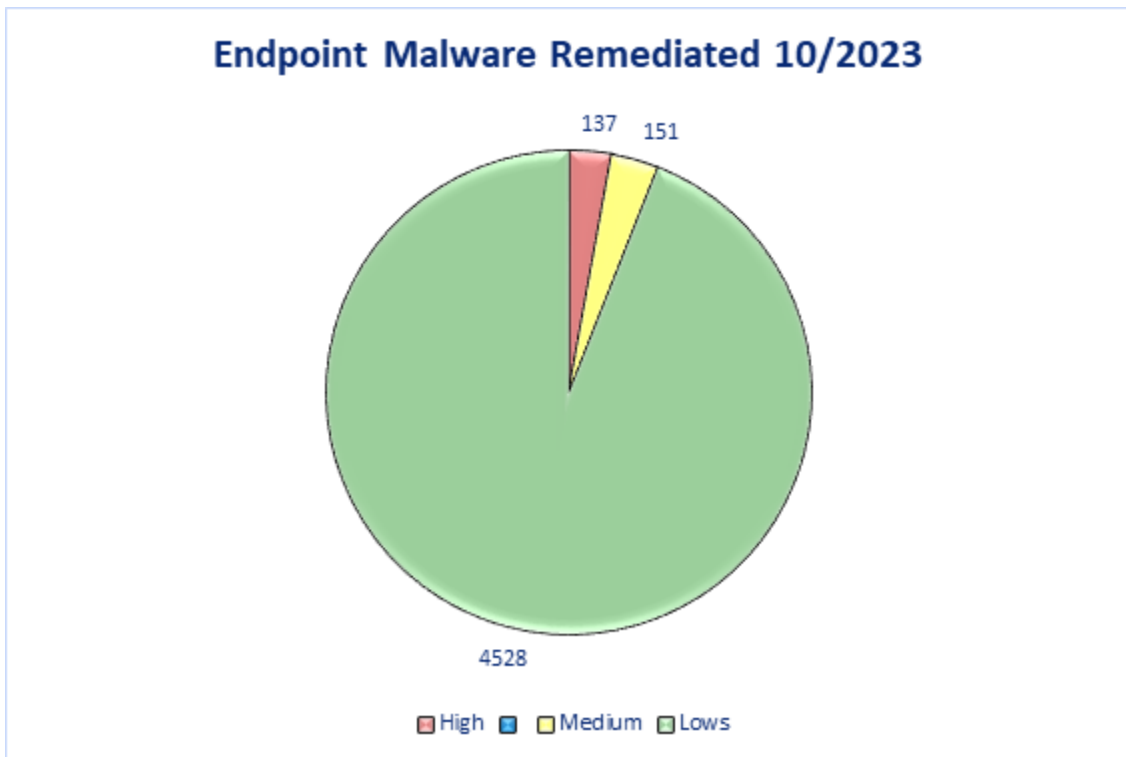
		Capability Maturity Model Levels				
		Level 1 Initial	Level 2 Repeatable	Level 3 Defined	Level 4 Managed	Level 5 Optimized
NIST Cybersecurity Framework Functions	Identify	Little to no cybersecurity risk identification.	Process for cybersecurity risk identification exists, but it is immature.	Risks to IT assets are identified and managed in a standard, well defined process.	Risks to the business environment are identified and proactively monitored on a periodic basis.	Cybersecurity risks are continuously monitored and incorporated into business decisions.
	Protect	Asset protection is reactive and ad hoc.	Data protection mechanisms are implemented across the environment.	Data is formally defined and protected in accordance with its classification.	The environment is proactively monitored via protective technologies.	Protection standards are operationalized through automation and advanced technologies.
	Detect	Anomalies or events are not detected or not detected in a timely manner.	Anomaly detection is established through detection tools and monitoring procedures.	A baseline of "normal" activity is established and applied against tools/procedures to better identify malicious activity.	Continuous monitoring program is established to detect threats in real-time.	Detection and monitoring solutions are continuously learning behaviors and adjusting detection capabilities.
	Respond	The process for responding to incidents is reactive or non-existent.	Analysis capabilities are applied consistently to incidents by Incident Response (IR) roles.	An IR Plan defines steps for incident preparation, analysis, containment, eradication, and post-incident.	Response times and impacts of incidents are monitored and minimized.	The capabilities of all IT personnel, procedures, technologies are regularly tested and updated.
	Recover	The process for recovering from incidents is reactive or non-existent.	Resiliency and recovery capabilities are applied consistently to incidents impacting business operations.	A Continuity & Disaster Recovery Plan defines steps to continue critical functions and recover to normal operations.	Recovery times and impacts of incidents are monitored and minimized.	The capabilities of all IT personnel, procedures, technologies are regularly tested and updated.

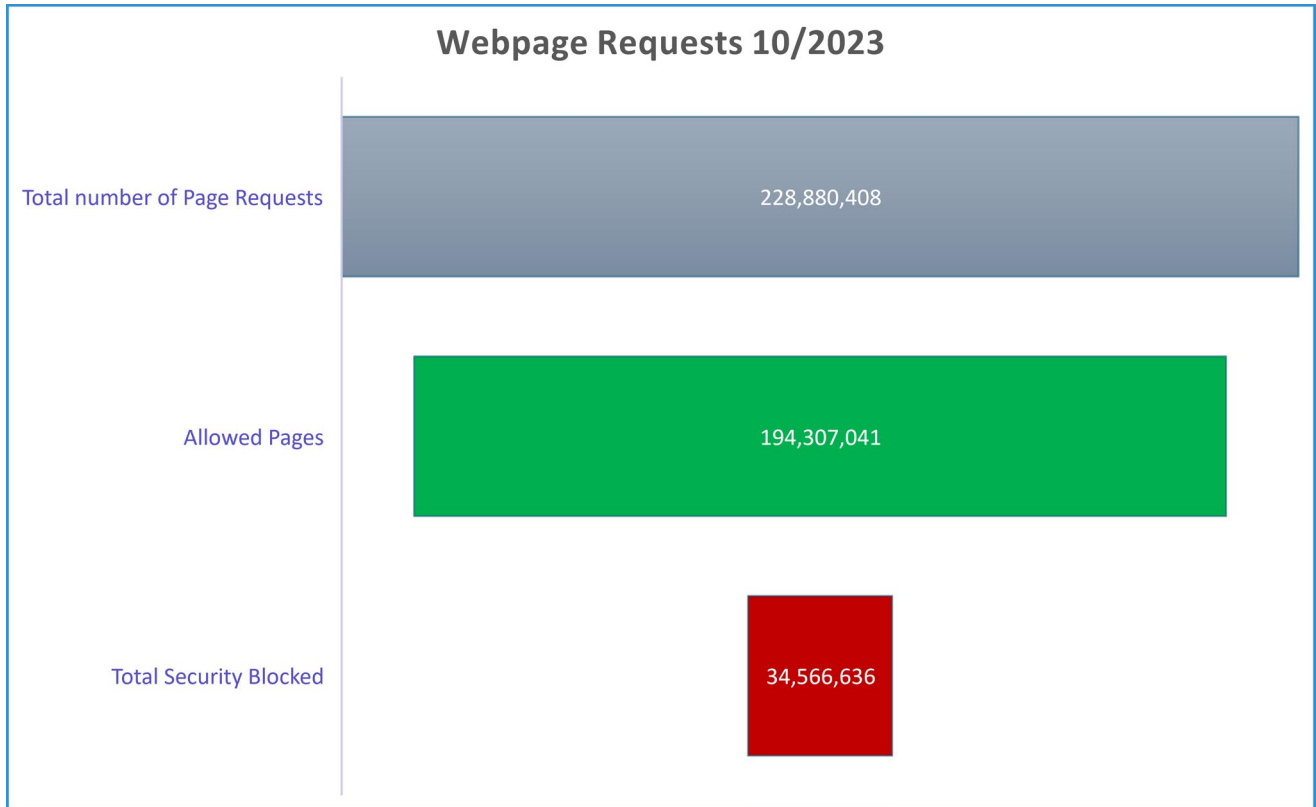
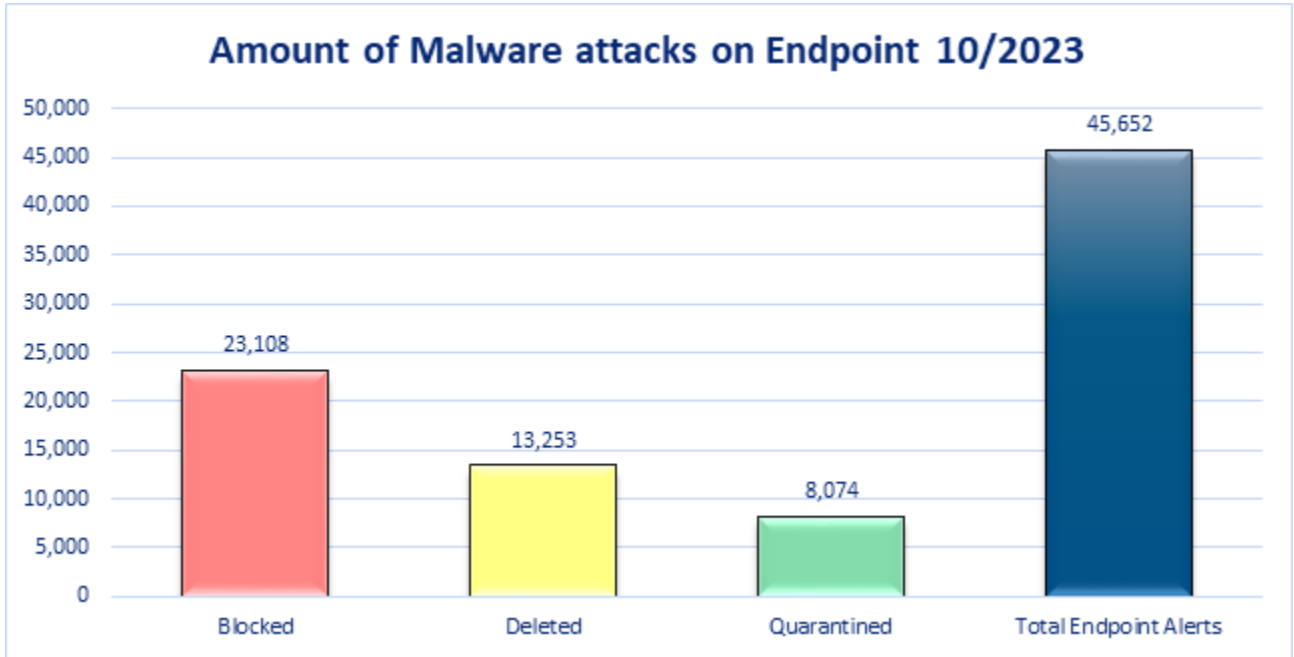
Figure 3: Assessing Cybersecurity Maturity

C. Data Protection & Privacy

1. Endpoint Protection

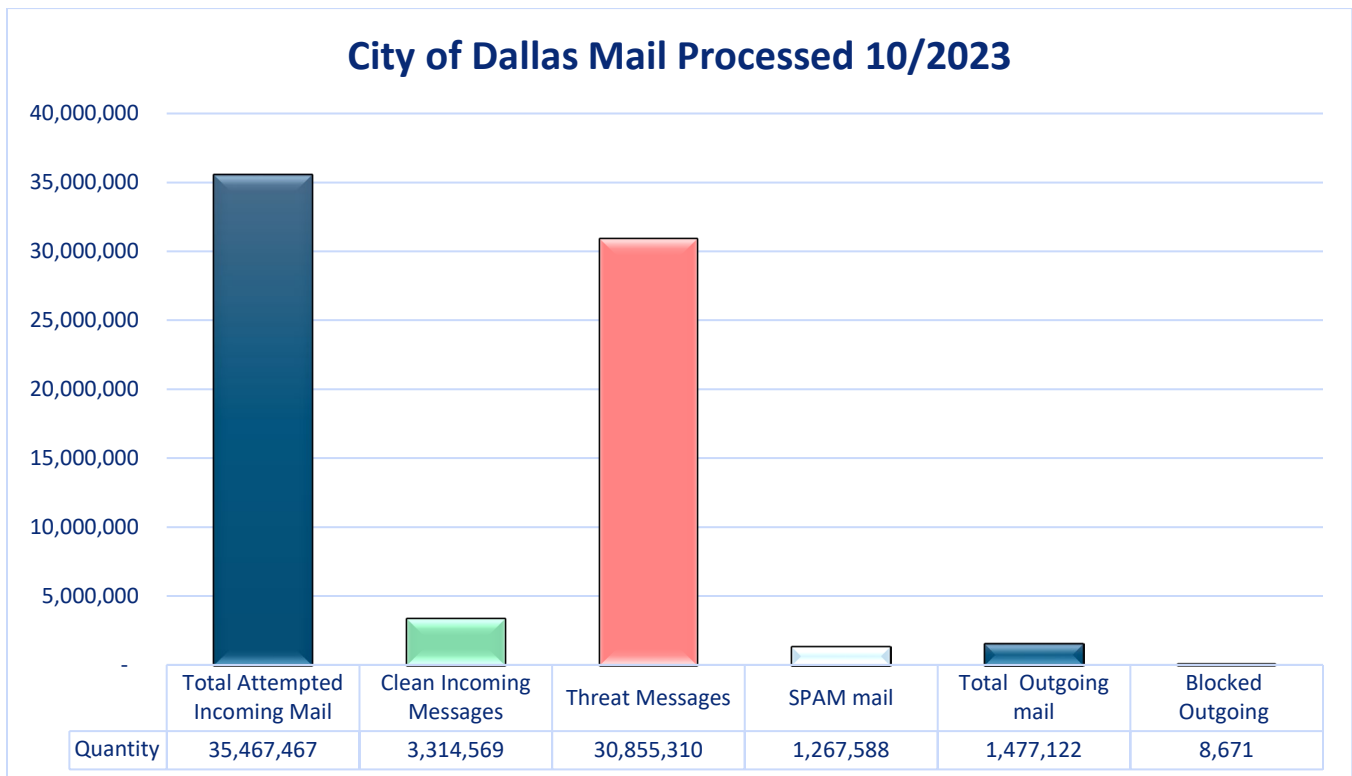
Endpoint protection is one component to the organization's ability to handle daily malware. All devices needing connection to the internet are subject to attacks. Attacks are mitigated through technologies monitoring the systems in real time reacting and responding to those attacks. Technologies like Firewall and Endpoint Detection and Response all are in place to respond to those attacks. Below is the status for endpoint attack metrics.





2. Email Screening

The City of Dallas receives and send millions of emails a month. Phishing is an attack vector that is utilized by bad actors in the form of social engineering, to gain internal access to the network. This can then be used to introduce malware, ransomware, and other malicious software to adversely affect City services. Below provides a picture of mail messages processed and remediated prior to user reception.



Section 5: IT Infrastructure

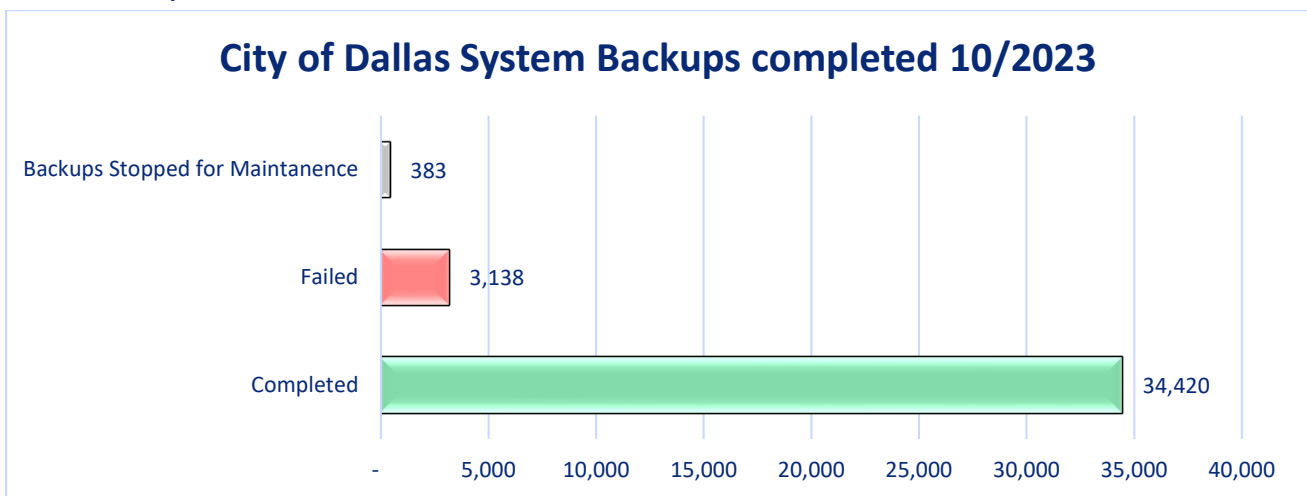
IT Infrastructure information and status updates on efforts to upgrade and improve the IT infrastructure used by the City to reduce technical debt, better meet current needs, and build for future service needs.

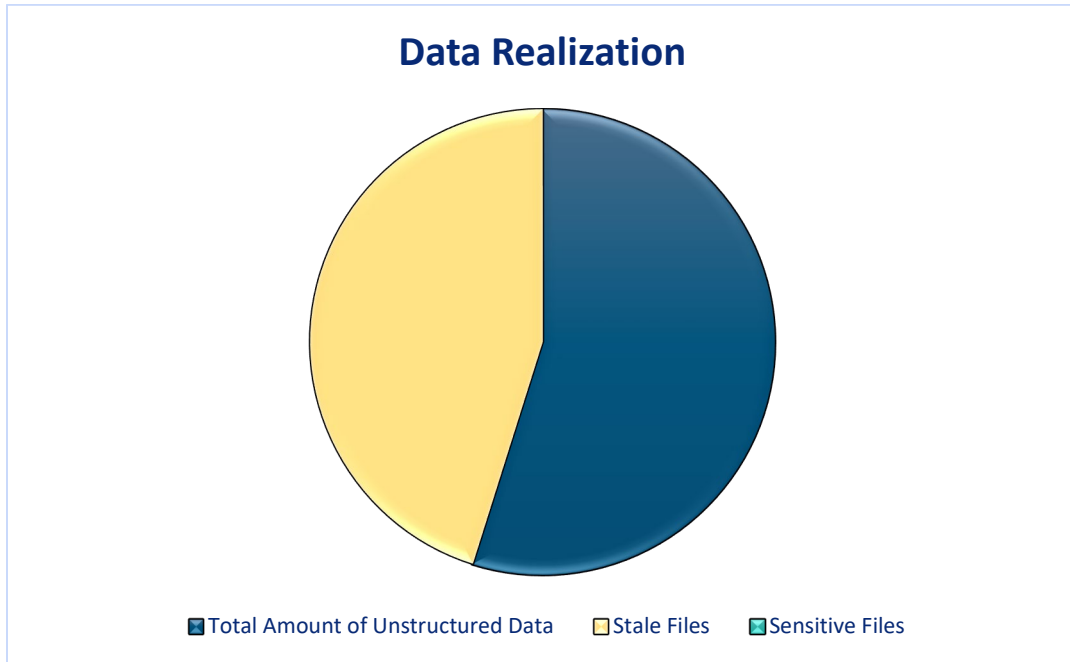
A. Resiliency - Disaster Recovery and Business Continuity

Resilience is essential in the City’s IT environment because it ensures that the system can continue to function effectively and efficiently even when unexpected events occur. This can include things like hardware or software failures, power outages, natural disasters, and cyber-attacks. Lack of resiliency impacts Local government to prolonged outages, data loss, and security breaches. These can be costly in terms of services to residents, loss of public trust, and regulatory penalties.

Resiliency can be achieved through a combination of redundancy, fault tolerance, disaster recovery planning, and proactive monitoring and maintenance. By designing and implementing resilient IT systems, the City can minimize the impact of disruptions and maintain business continuity, ensuring that critical applications and services remain available. ITS has begun evaluating on opportunities to design the City’s IT environment to improve resilience.

A critical component of Disaster Recovery and Business Continuity practices is backing up critical data, testing data backups, and conducting exercises to ensure that data backups can be successfully utilized to restore business services.

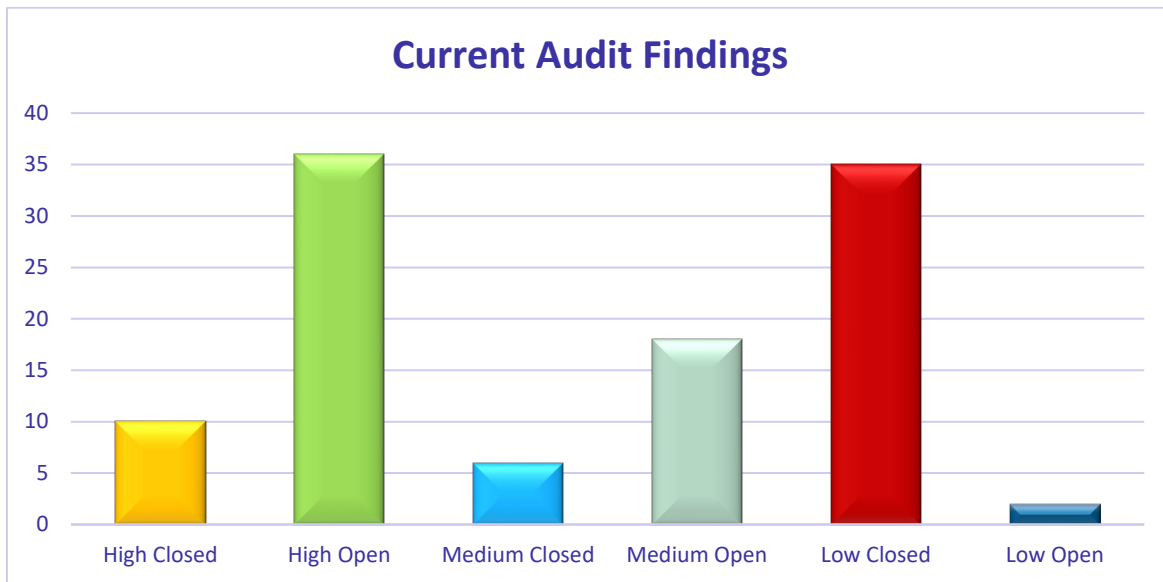




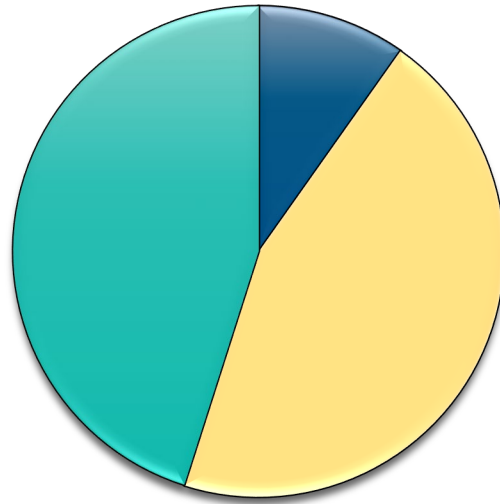
Total Data 3.82 PB
Total Backup 1.66 PB
Total 19.3m Folders

B. Audit

Currently the ITS department is working through several audits that impact technology services. Below representative if the Audit remediation efforts and stages.



Audit Remediation Stage 10/23



■ Implementation in Progress ■ No Follow-up Yet ■ Closed