



City of Dallas

2024 Capital Bond Program Dallas Fire Needs Inventory

**Critical Facilities Subcommittee
June 13, 2023**

Chief of Staff Randall Stidham, Dallas Fire & Rescue
Assistant Chief Frank McKinley, Dallas Fire & Rescue
Deputy Chief Gregory Evans, Dallas Fire & Rescue
City of Dallas

Purpose



- Provide overview Needs Inventory
- Identify prioritized recommended projects proposed by Dallas Fire & Rescue



2024 Bond Needs Inventory



Background:

Overall Citywide Needs Inventory include:

- \$265M – Dallas Fire Department Facilities
- All estimates are based on the 2017 Facility Condition Assessment (FCA)
- Includes Major Maintenance, Rehabilitation, and New or Replacement Facilities.



Previous Bonds....



Background:

Proposition	2003	2006	2012	2017	Grand Total
Streets & Transportation	\$266,860,000	\$390,420,000	\$260,625,000	\$533,981,000	\$1,451,886,001
Storm Drainage	\$40,435,000	\$334,315,000	\$326,375,000	\$48,750,000	\$749,875,001
Parks	\$100,520,000	\$343,230,000		\$261,807,000	\$705,557,000
Economic Development	\$9,200,000	\$48,130,000	\$55,000,000	\$55,400,000	\$167,730,000
Public Safety*				\$3,329,860**	\$3,329,860
Public Safety - Police	\$23,470,000	\$8,169,000		\$5,418,703	\$37,057,703
Public Safety - Fire	\$19,750,000	\$23,912,000		\$54,846,437	\$98,508,437
Library Facilities	\$55,525,000	\$46,200,000		\$15,589,000	\$117,314,000
Cultural Facilities	\$28,920,000	\$60,855,000		\$14,235,000	\$104,010,000
City Facilities	\$16,825,000	\$42,695,000		\$18,157,000	\$77,677,000
Fair Park				\$50,000,000	\$50,000,000
Homelessness	\$3,000,000			\$20,000,000	\$23,000,000
Cadillac Heights		\$22,550,000			\$22,550,000
Housing	\$3,030,000	\$1,500,000			\$4,530,000
Animal	\$11,755,000				\$11,755,000
Grand Total	\$579,290,000	\$1,321,976,000	\$642,000,000	\$1,081,514,000	\$3,624,780,003

*The 2006 & 2017 Bond programs had one proposition for Public Safety

** Emergency Siren System



2024 Bond Needs Inventory



Needs Inventory

Major Maintenance & Rehabilitation:

- BSD selected projects for consideration using:
 - Needs previously identified on the 2017 Facility Condition Assessment (FCA),
 - Projects on the needs inventory,
 - Input from customer departments,
 - New needs that have emerged since the last bond program/FCA.

DFR Major Maintenance & Rehab. Projects = \$5.00M



2024 Bond Needs Inventory



Needs Inventory Major Maintenance - DFR

Facility Name	Dept.	Project Type	System Type	Estimates
Dolphin Building P-Clothing & Supply	DFR	Major Maintenance	Electrical	\$40,000
Fire Station #01	DFR	Major Maintenance	Electrical	\$40,000
Fire Station #02	DFR	Major Maintenance	Electrical	\$117,560
Fire Station #04	DFR	Major Maintenance	Electrical	\$40,000
Fire Station #05	DFR	Major Maintenance	Structure	\$450,000
Fire Station #05	DFR	Major Maintenance	Electrical	\$40,000
Fire Station #07	DFR	Rehabilitation	Interior	\$200,000
Fire Station #07	DFR	Major Maintenance	Electrical	\$117,560
Fire Station #08	DFR	Major Maintenance	Electrical	\$40,000
Fire Station #09	DFR	Major Maintenance	Electrical	\$40,000
Fire Station #12	DFR	Major Maintenance	Electrical	\$40,000
Fire Station #13	DFR	Major Maintenance	Electrical	\$40,000
Fire Station #14	DFR	Major Maintenance	Electrical	\$40,000
Fire Station #15	DFR	Major Maintenance	Electrical	\$148,890
Fire Station #16	DFR	Major Maintenance	Electrical	\$40,000
Fire Station #18	DFR	Major Maintenance	Electrical	\$176,238
Fire Station #20	DFR	Major Maintenance	Electrical	\$40,000
Fire Station #23	DFR	Major Maintenance	Electrical	\$40,000

Facility Name	Dept.	Project Type	System Type	Estimates
Fire Station #24	DFR	Major Maintenance	Structure	\$500,000
Fire Station #25	DFR	Major Maintenance	Electrical	\$40,000
Fire Station #26	DFR	Major Maintenance	Electrical	\$40,000
Fire Station #28	DFR	Major Maintenance	Electrical	\$40,000
Fire Station #29	DFR	Major Maintenance	Electrical	\$40,000
Fire Station #30	DFR	Major Maintenance	Electrical	\$40,000
Fire Station #31	DFR	Major Maintenance	Structure	\$500,000
Fire Station #31	DFR	Major Maintenance	Electrical	\$103,900
Fire Station #31	DFR	Rehabilitation	Interior	\$200,000
Fire Station #34	DFR	Major Maintenance	Electrical	\$40,000
Fire Station #39	DFR	Major Maintenance	Electrical	\$40,000
Fire Station #46	DFR	Major Maintenance	Electrical	\$40,000
Fire Station #51	DFR	Major Maintenance	Electrical	\$40,000
Fire Station #52	DFR	Major Maintenance	Structure	\$600,000
Fire Station #53	DFR	Major Maintenance	Structure	\$500,000
Fire Station #56	DFR	Major Maintenance	Electrical	\$40,000
Fire Stations 38	DFR	Major Maintenance	Structure	\$500,000
				\$4,994,148





Dallas Fire-Rescue Department – Priorities

The following projects have been identified by Dallas Fire-Rescue Department as their top priority projects.





2024 Bond Needs Inventory

Dallas Fire-Rescue Department Priorities:

- Replacement (or renovation and expansion) of seven existing stations
- Re-purposing 'old' Station 36 for Quartermaster
- Property acquisition for five future stations in new service areas
- Major Maintenance at 32 existing stations, including upgrades to aged electrical panels and replacement of emergency generators



Dallas Fire-Rescue (DFR) Facility Needs



Facility Improvements

- DFR's Assessment of existing facilities with emphasis on safety, effectiveness, and fiscal responsibility. Criteria utilized includes:
 - Age – DFR has 21 facilities over 50 years in-service
 - Need for major repairs
 - Safety concerns. i.e., FS 3 is currently out of service due to environmental concerns raised by station personnel
 - Size – 39 of the 59 Stations operate from a <12,000 SF facility, the current standard.
 - Energy efficiency



Dallas Fire-Rescue (DFR) Facility Needs



Department Needs (Replacement or Expansion)	Council District	Program Estimate
EXISTING FACILITY NEEDED IMPROVEMENTS:		
1. Station 11 – 3828 Cedar Springs Rd.	14	\$7.8M
2. Station 43 – 2844 Lombardy Ln.	6	\$12.8M
3. Station 22 – 12200 Coit Rd.	11	\$12.8M
4. Station 47 – 7161 Envoy Ct.	6	\$12.8M
5. Station 45 - 716 West Commerce St.	6	\$13.2M
6. Station 31 – 9365 Garland Rd.	11	\$13.5M
7. Station 16 – 2616 Chalk Hill Rd.	6	\$13.7M
8. Training Academy – 5000 Dolphin Rd.	Citywide	\$25.0M
9. Updating Emergency Electrical Panels and Generators - Multiple Stations	Citywide	\$3.7M
10. Remodel for old station 36 Quartermaster Program	6	\$2.7M
Total		\$118.0M



Dallas Fire-Rescue (DFR) Facility Needs



New Facilities

- Public Safety Committee Briefed on Future Station Location Analysis on May 8, 2022.
- Systematic approach to determine service area needs:
 - Analysis of historical data, system performance metrics, and geographical information
 - Emergency call volume
 - Systemwide response times
 - Current facility locations
 - Anticipated improvement in Response Time



Dallas Fire-Rescue (DFR) Facility Needs

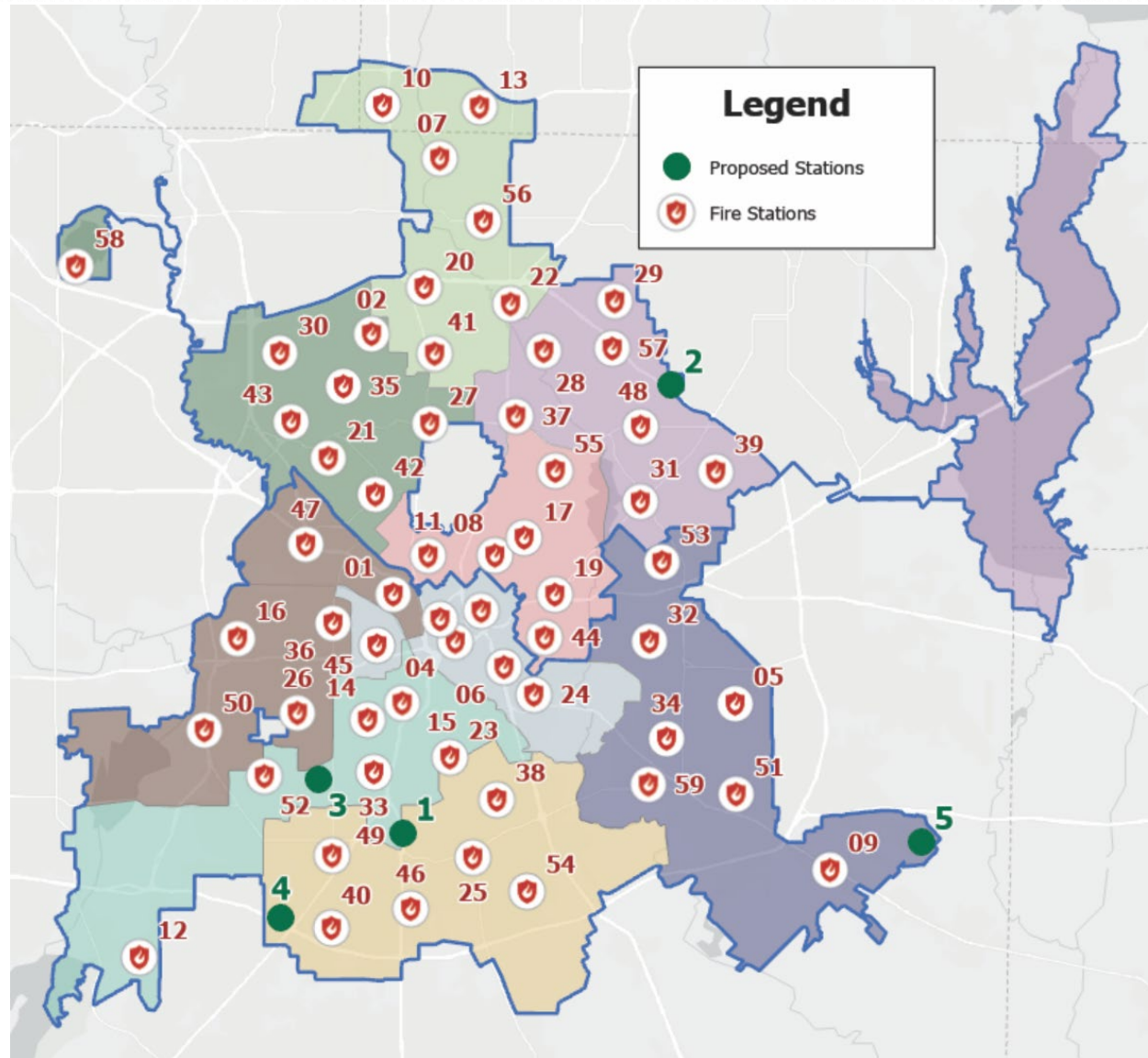


Department Needs	Council District	Program Estimate
NEW FACILITY NEEDS:		
1. South RL Thornton Fwy and Loop 12	4	\$12M
2. East 635 at West Kingsley Rd	10	\$12M
3. W. Illinois Ave at S. Hampton Rd	1	\$12M
4. I-20 at S. Westmoreland Rd	3	\$12M
5. Lasater Rd.	8	\$12M
Total		\$60M

Does not include funds for land acquisition if needed



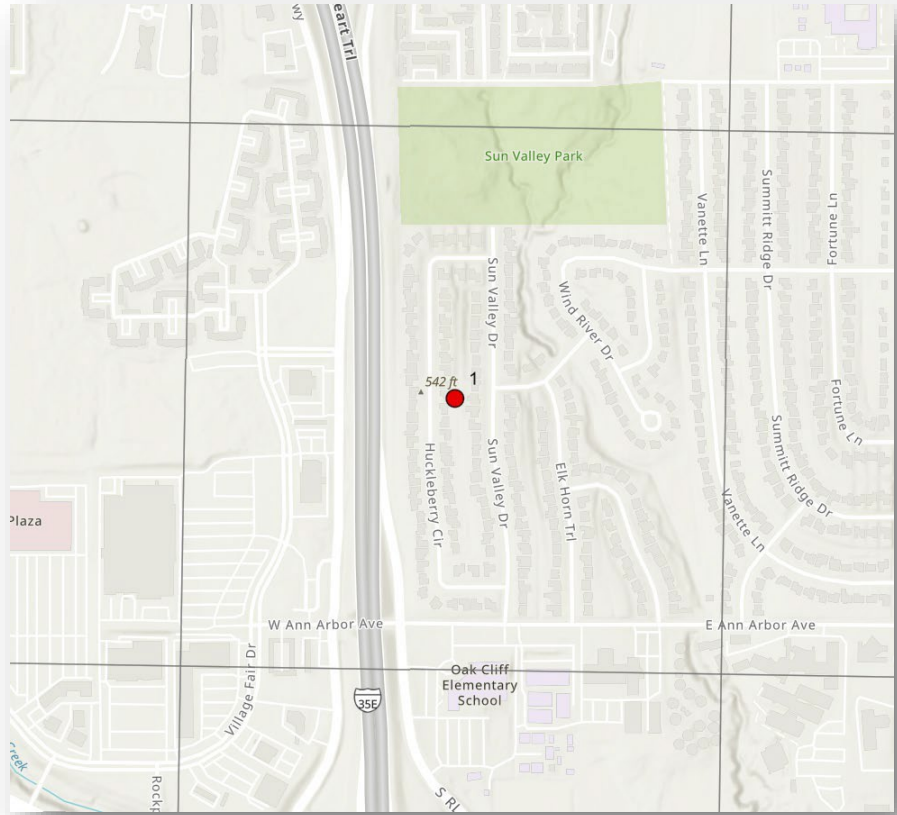
Identified Optimal New Station Sites



Site 1: South RL Thornton Fwy and Loop 12



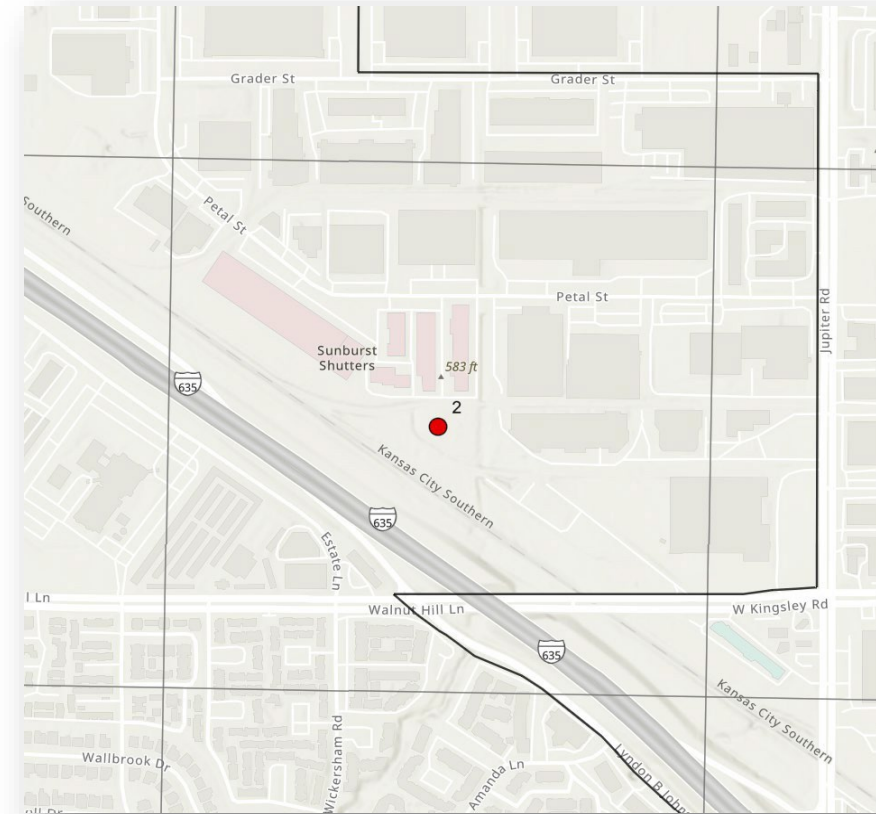
Category Name	Scoring
Travel or Response Time (from proposed stations)	5
Total calls outside of established NFPA response times	5
2045 NCTCOG Projected Population	5
Distance to nearest Station	4
Total calls outside of established NFPA response times in adjacent areas	5
Equity Atlas score	5
Change over time 2019 to 2021 of response time metrics	5
Total Score	4.85



Site 2: East 635 at West Kingsley Rd



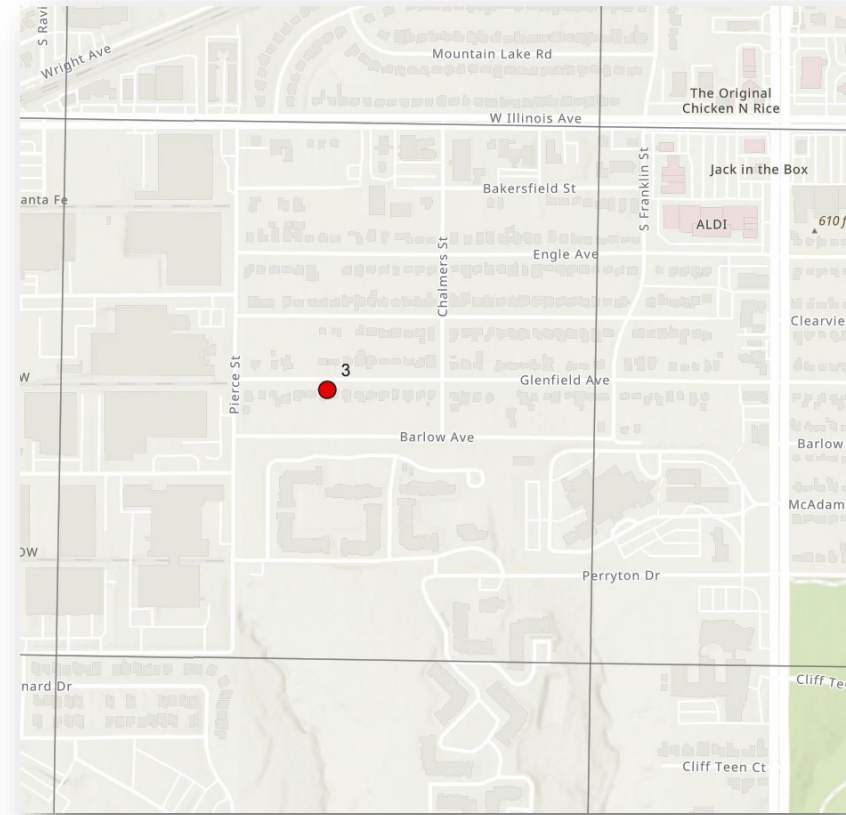
Category Name	Scoring
Travel or Response Time (from proposed stations)	5
Total calls outside of established NFPA response times	5
2045 NCTCOG Projected Population	5
Distance to nearest Station	4
Total calls outside of established NFPA response times in adjacent areas	5
Equity Atlas score	4
Change over time 2019 to 2021 of response time metrics	5
Total Score	4.8



Site 3: W Illinois Ave at S Hampton Rd



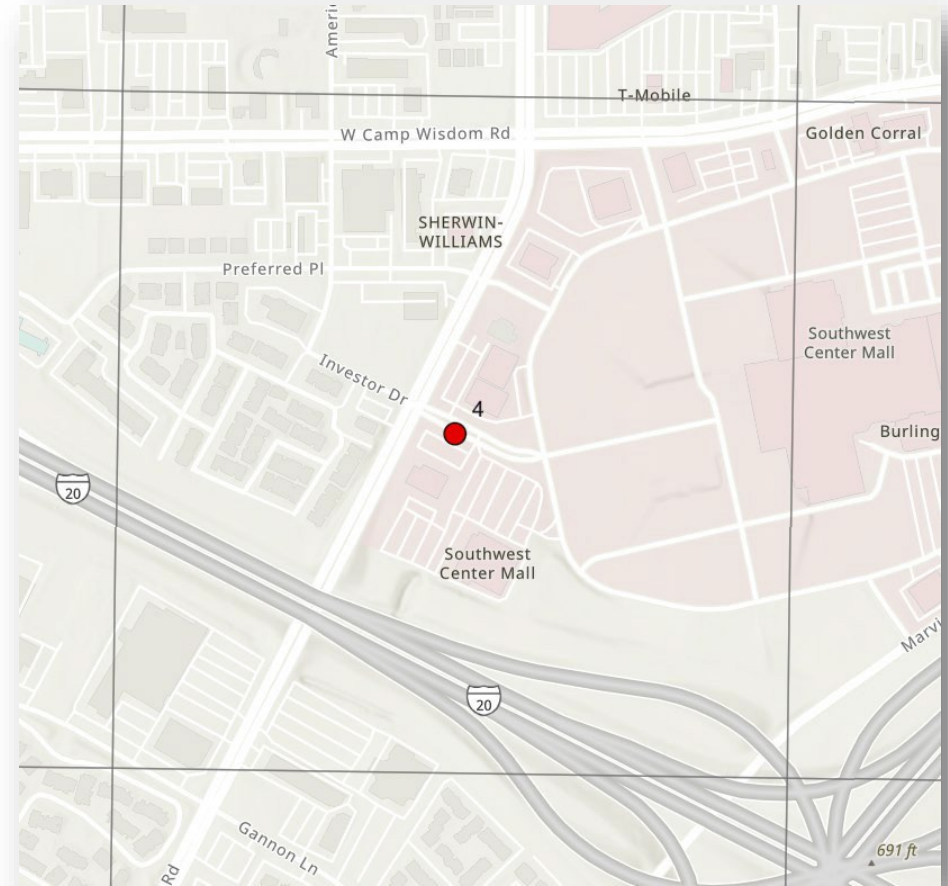
Category Name	Scoring
Travel or Response Time (from proposed stations)	5
Total calls outside of established NFPA response times	5
2045 NCTCOG Projected Population	5
Distance to nearest Station	4
Total calls outside of established NFPA response times in adjacent areas	4
Equity Atlas score	5
Change over time 2019 to 2021 of response time metrics	4
Total Score	4.75



Site 4: I-20 at S Westmoreland Rd



Category Name	Scoring
Travel or Response Time (from proposed stations)	4
Total calls outside of established NFPA response times	5
2045 NCTCOG Projected Population	5
Distance to nearest Station	4
Total calls outside of established NFPA response times in adjacent areas	5
Equity Atlas score	4
Change over time 2019 to 2021 of response time metrics	4
Total Score	4.75



Site 5: Lasater Rd



Category Name	Scoring
Travel or Response Time (from proposed stations)	5
Total calls outside of established NFPA response times	5
2045 NCTCOG Projected Population	5
Distance to nearest Station	5
Total calls outside of established NFPA response times in adjacent areas	3
Equity Atlas score	2
Change over time 2019 to 2021 of response time metrics	4
Total Score	4.70





QUESTIONS?





City of Dallas

2024 Capital Bond Program Dallas Fire Needs Inventory

**Critical Facilities Subcommittee
June 13, 2023**

Chief of Staff Randall Stidham, Dallas Fire & Rescue
Assistant Chief Frank McKinley, Dallas Fire & Rescue
Deputy Chief Gregory Evans, Dallas Fire & Rescue
City of Dallas