

2024 Bond Update

**City Council Briefing
August 16, 2023**

**Jennifer Nicewander, P.E., (I) Director
Office of Bond and Construction
Management**



City of Dallas

Overview



- 2024 Bond Development Status
- Updated 2024 Bond Capacity
- Needs Inventory Updates
- Equity
- Community Bond Task Force (CBTF) Update/Schedule
- Community Feedback
- Previous Bond Breakdown
- Questions



2024 Bond Development Status



- Completed 16 Town Hall meetings in early summer.
- Completed 25 CBTF meetings;
 - Meetings began in May, recessed in July, and resumed in August.
- Subcommittees are developing scenarios for allocations by category and propositions as well as project prioritization.
- Needs Inventory has been updated with projected construction costs through FY 2027.



Updated 2024 Bond Capacity



- 2024 Bond Program capacity is \$1.0B.
- Cost overruns for 2017 and Legacy Bond Projects will be completed using \$200M+/- of Certificates of Obligation.

Proposition	Original Recommendation	Council Feedback	Department Request	Proposed
Streets	\$485,000,000	\$396,500,000	\$520,000,000	\$440,000,000
Park & Recreation	\$125,000,000	\$175,000,000	\$400,000,000	\$165,000,000
Transportation	\$50,000,000	\$48,500,000	\$176,000,000	\$55,000,000
Flood Protection, Storm Drainage and Erosion Control	\$35,000,000	\$60,500,000	\$150,000,000	\$55,000,000
Housing Infrastructure	\$125,000,000	\$150,000,000	\$150,000,000	\$88,000,000
Economic Development	\$100,000,000	\$52,000,000	\$100,000,000	\$33,000,000
Public Safety Facilities (PSF) - Combined	\$25,000,000	\$52,500,000	\$0	\$0
Public Safety Facilities - Fire	\$0	\$0	\$93,000,000	\$27,500,000
Public Safety - Fire Training Facility	\$0	\$0	\$25,000,000	\$5,500,000
Public Safety Facilities - Police	\$0	\$0	\$270,000,000	\$5,500,000
Public Safety - Police Training Facility	\$0	\$0	\$50,000,000	\$55,000,000
Cultural and Performing Arts Facilities	\$15,000,000	\$48,000,000	\$68,500,000	\$55,000,000
City Facilities	\$25,000,000	\$28,250,000	\$76,000,000	\$27,500,000
Library Facilities	\$15,000,000	\$25,000,000	\$54,000,000	\$38,500,000
Homeless Assistance Facilities	\$0	\$10,500,000	\$38,000,000	\$22,000,000
Information Technology	\$0	\$16,900,000	\$135,000,000	\$27,500,000
Totals	\$1,000,000,000	\$1,063,650,000	\$2,305,500,000	\$1,100,000,000



Needs Inventory Updates



- The Needs Inventory has been update based upon latest construction project costs; **Needs Inventory now totals \$16.6B**).
- Public Works added the “Unimproved Streets” and “Unimproved Alley” categories \$2.2B not previously accounted for.

Program	Sum of Estimate
City Facilities	\$649,756,539.61
Court Facilities	\$107,638,792.65
Cultural Arts Facilities	\$166,826,868.56
Flood Protection and Storm Drainage	\$2,528,460,500.00
Homeless Assistance Facilities	\$35,000,000.00
Library Facilities	\$106,668,601.00
Park and Recreation Facilities	\$3,183,468,143.00
Public Safety Facilities	\$1,200,167,402.59
Street and Transportation	\$8,617,243,300.91
Grand Total	\$16,595,230,148.32



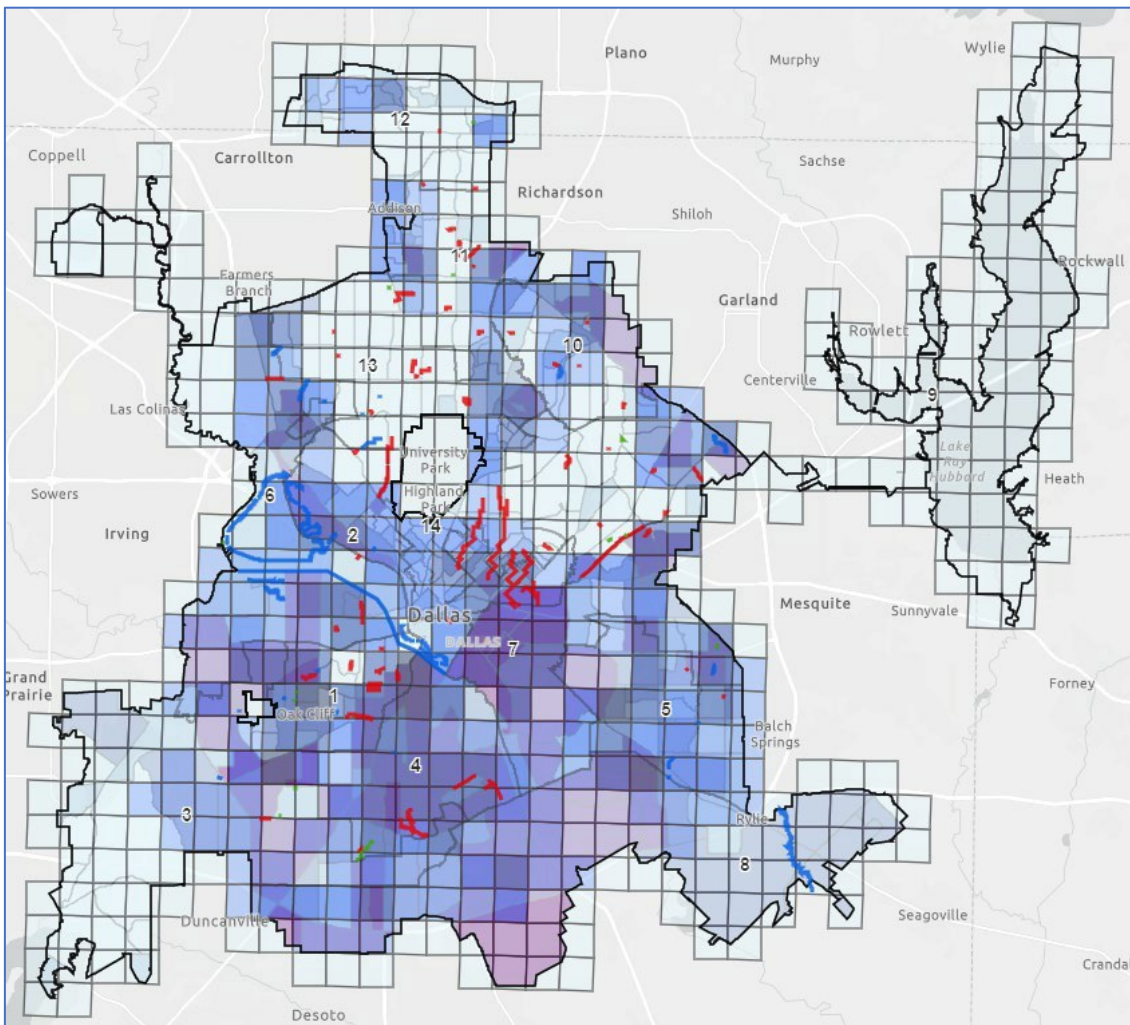
Equity



- Goal: 30% of overall bond investment in Equity Areas:
 - Goal is based on feedback received during a recent CBTF subcommittee meeting.
 - Staff is evaluating equity funding scenarios, not just by project points but overall bond funding levels.
 - Office of Equity and Inclusion (OEI) is leading the effort to identify the projects for the equity investments.
 - BCM will work with CBTF and subcommittees to adjust proposed programs based on equity investment recommendations.
 - 1st Draft of the Proposed Bond Program will be provided by the subcommittees on August 29th.



Equity



- Equity is used in project selection based upon scoring.
- Working with OEI:
 - Entire city is given a ranking; 1-5
 - Equity Impact Assessment (EIA) score multiplies ranking by 2 for total points used.

• (Example left) Map represents spatial analysis of DWU projects, EIA areas, and the following priority overlays:

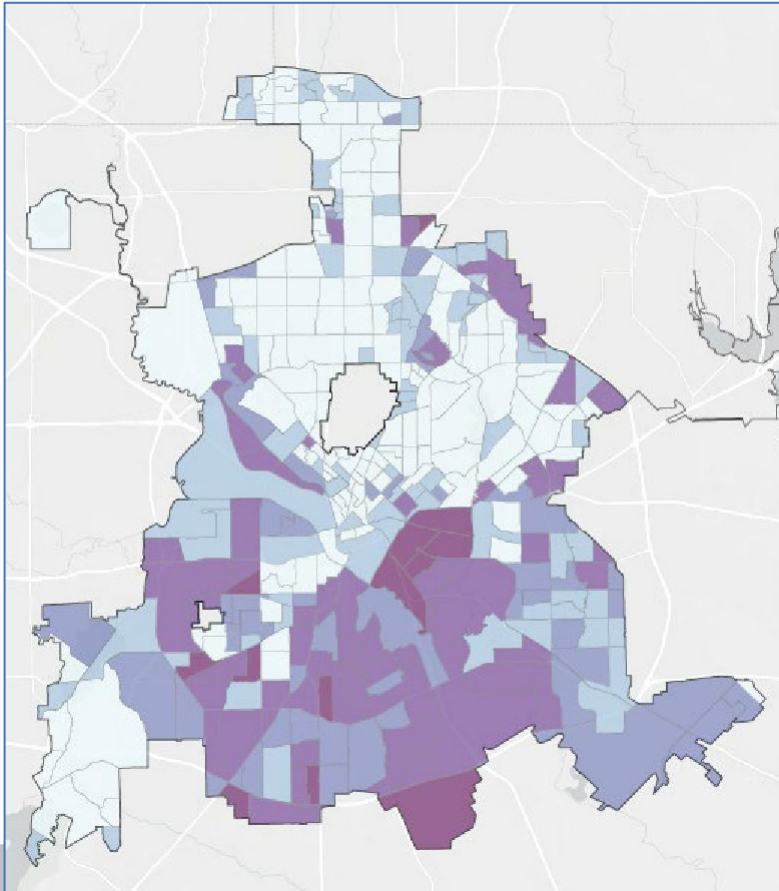
- High Crime Areas
- 311 Service Requests
 - Identifying calls for Flooding, Speeding, Traffic Calming, Potholes, Street Resurfacing, and Illegal Dumping
- TOD (DART Sites)
- Market Value Analysis
- Intersection/ Project Overlay



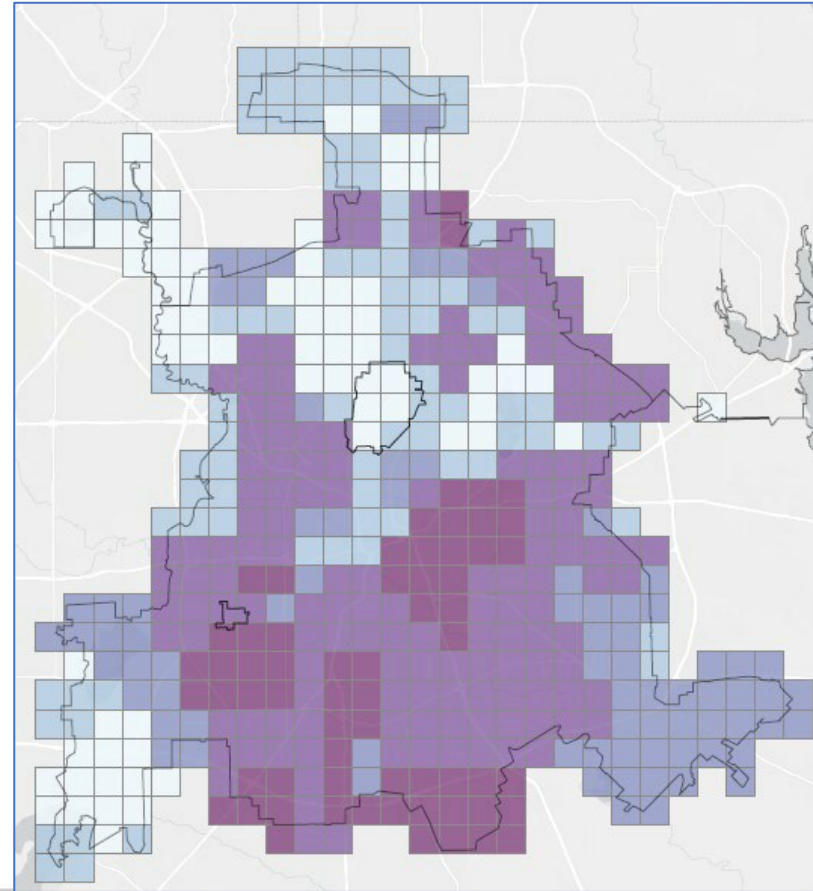
Equity



EIA Scores at the census tract level (EIA areas given a score from 1-5)



EIA Scores Normalized to 1-mile x 1-mile Grids



CBTF Progress Update & Schedule



- CBTF and Subcommittees have been meeting since May.
- Additional meetings are planned with CBTF and Chairs to develop the Draft Bond Program before the Fall Townhalls.
- All meetings are on the Bond webpage along with briefing materials.

City of Dallas

Office of Bond & Construction Management

Office of Bond and Construction Management

Mission

The Office of Bond and Construction Management (BCM) was created to provide oversight of the City's bond programs to ensure the efficient, equitable, and transparent delivery of infrastructure improvements to the Dallas community.

2024 COMMUNITY BOND TASK FORCE AND SUBCOMMITTEE MEETINGS	COMMUNITY BOND TASK FORCE	THURSDAY, MAY 11, 2023 - CBTF MEETING #1	CBTF MEETING #1 SUMMARY
	CRITICAL FACILITIES SUBCOMMITTEE	THURSDAY, MAY 25, 2023 - CBTF MEETING #2	CBTF MEETING #1 VIDEO
	ECONOMIC DEVELOPMENT, HOUSING, AND HOMELESS SOLUTIONS SUBCOMMITTEE	TUESDAY, JUNE 13, 2023 - CBTF MEETING #3	2024 CAPITAL BOND PROGRAM: BOND 101 PRESENTATION
	FLOOD CONTROL AND STORM DRAINAGE SUBCOMMITTEE	TUESDAY, JUNE 20, 2023 - CBTF MEETING #4	PROGRAMA DE BONOS DE CAPITAL 2024: PRESENTACION DE BONOS 101



CBTF Progress Update & Schedule



August

CBTF meetings resume with the subcommittees presenting their proposed program on August 29th

Community Poll on Allocations closes on August 25th

September

CBTF and Chairs will meet to finalize the Proposed Bond Program before taking it to the community as part of the Fall Townhalls

Townhalls start on September 26th

October

Townhalls end on October 13th

CBTF and Chairs will review the community feed back from the Townhalls to refine the Proposed Draft 2024 Bond Program



CBTF Progress Update & Schedule



November

CBTF, Chairs and Dallas City Manager to finalize the Proposed Bond Program

December

December 6th - CBTF Chair and Dallas City Manager briefs Council on Proposed 2024 Draft Bond Program

January

Public Hearings on the Proposed Bond Program

City Council review program and makes edits

City Council to call for an election January 24th, for an election in May



Community Feedback



- During Summer Townhalls, BCM informed residents of a poll on BCM's website. The poll was used to gauge Community's priorities related to the upcoming Bond.
- Unscientific, only residents who knew or were interested in providing their opinion took the poll.
- Over 800 responses.
- Could be used to guide general themes of the upcoming election.



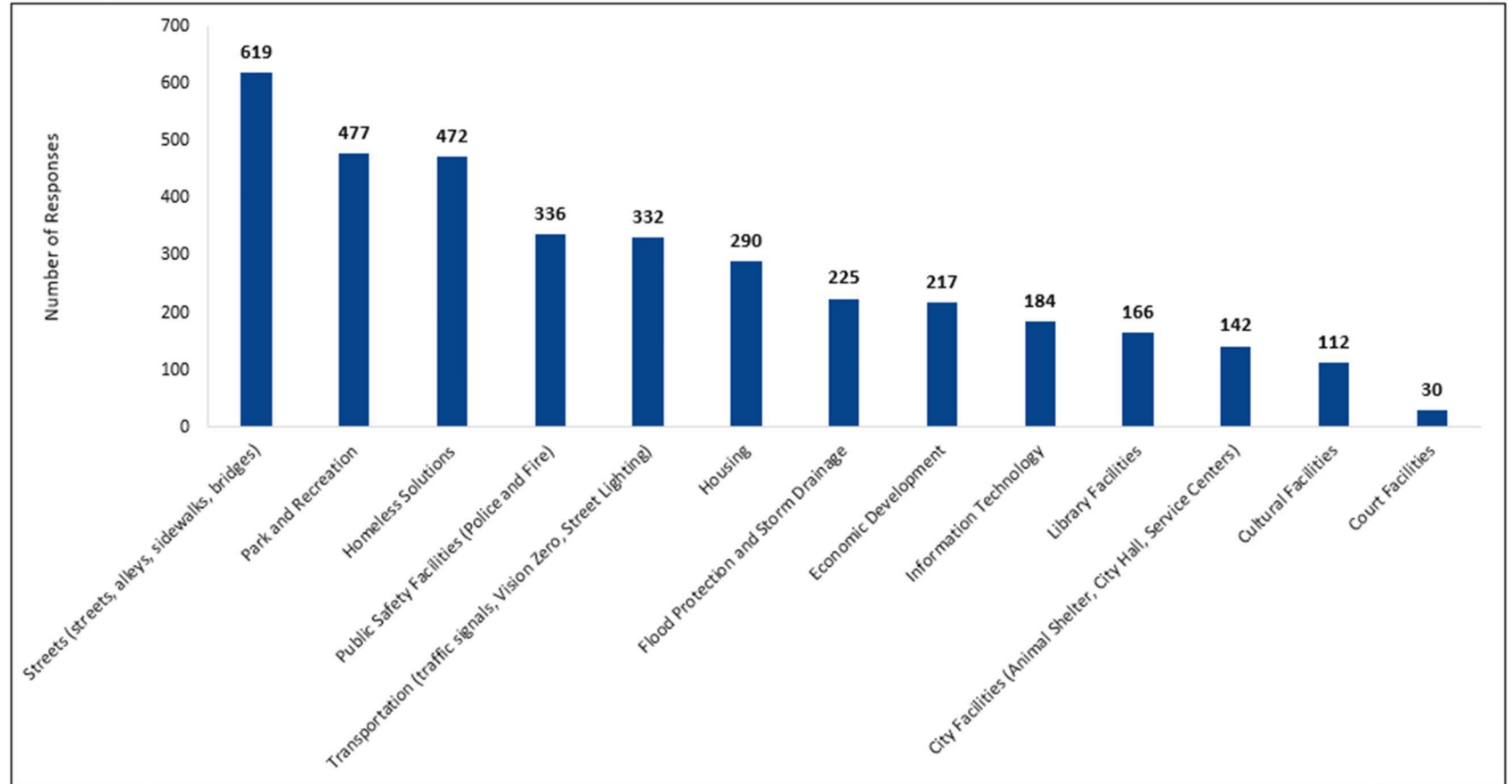
Community Feedback



Top 6 Propositions:

- Streets
- Parks and Recreation
- Homeless Solutions
- Public Safety Facilities (Police & Fire)
- Transportation
- Housing

Please rank your top five propositions by priority.



- A total of 803 Dallas residents responded to this question. However, please note that this question allows multiple selections.
- The largest number of respondents, 619 (77.1%), favored streets (streets, alleys, sidewalks, bridges) as the first top priority.
- Park and recreation was the second most selected priority by 477 (59.4%) respondents.
- The third most selected proposition was Homeless solutions by 472 (58.78%) respondents.



Community Feedback



- Based upon recommendation from the CBTF, BCM is conducting additional community input.
- A similar poll for Bond allocations is open to the community.
- Allocation Poll to the public through August 25th.
- Will provide results to CBTF and council for they use in developing their program.

The screenshot shows the top portion of a web poll. At the top right, there is a language selector for 'English (United States)'. The header features the City of Dallas logo and the text 'Bond & Construction Management'. The main title is '2024 Capital Bond Program Funding Allocation Poll'. Below the title, the text asks: 'Using all the options below how would you spend a total of \$1000 Bond Dollars Somewhere else? We want to hear from you!'. A note states: 'Please note your final selection must equal \$1000, also this Poll is for discussion purposes only.' There is a link for an 'Encuesta En Español' and a QR code. The poll question is: '1. For the upcoming 2024 Bond, as a planning exercise, if you had \$1,000 to invest, how would you distribute the money using the categories and dollar amounts below?'. Below the question is a table with radio button options for two categories: 'Streets & Transportation' and 'Parks and Trails'. The dollar amounts are \$25, \$50, \$100, \$150, \$200, \$250, and \$500.

	\$25	\$50	\$100	\$150	\$200	\$250	\$500
Streets & Transportation	<input type="radio"/>	<input type="radio"/>	<input type="radio"/>	<input type="radio"/>	<input type="radio"/>	<input type="radio"/>	<input type="radio"/>
Parks and Trails	<input type="radio"/>	<input type="radio"/>	<input type="radio"/>	<input type="radio"/>	<input type="radio"/>	<input type="radio"/>	<input type="radio"/>



Previous Bond Breakdowns



- Summary of Past Bond Funding – Council Specific

Note: CD's listed are the CD's identified at the time of the bond project listed.

Summary of Past Bond Funding					
	2003 Bond	2006 Bond Program	2012 Bond Program	2017 Bond Program	Grand Total
Sum of Bond Value	\$578,943,656	\$1,353,522,737	\$642,000,000	\$1,050,000,001	\$3,624,466,394

Summary of Past Bond Funding - by Council Specific Projects					
Council District	2003 Bond	2006 Bond Program	2012 Bond Program	2017 Bond Program	Grand Total
1	\$13,804,517	\$13,674,111	\$16,691,900	\$36,459,000	\$80,629,528
2	\$31,883,635	\$16,107,199	\$10,329,700	\$33,188,000	\$91,508,534
3	\$17,591,424	\$25,870,988	\$10,913,500	\$45,974,000	\$100,349,912
4	\$14,295,734	\$13,420,682	\$11,610,200	\$46,039,001	\$85,365,617
5	\$9,371,913	\$21,743,719	\$17,831,600	\$53,927,000	\$102,874,232
6	\$10,002,508	\$31,320,590	\$7,666,800	\$52,224,000	\$101,213,898
7	\$13,201,814	\$7,879,346	\$16,184,000	\$40,424,000	\$77,689,160
8	\$17,364,932	\$21,634,794	\$11,081,900	\$48,162,999	\$98,244,625
9	\$14,392,878	\$23,155,271	\$13,523,100	\$53,533,000	\$104,604,249
10	\$8,350,025	\$16,625,276	\$16,123,400	\$65,075,001	\$106,173,702
11	\$8,618,324	\$18,541,523	\$15,087,400	\$48,975,000	\$91,222,247
12	\$15,548,495	\$16,904,333	\$15,978,200	\$48,032,000	\$96,463,029
13	\$13,418,499	\$10,847,289	\$16,041,900	\$52,981,000	\$93,288,688
14	\$26,285,258	\$21,155,553	\$9,722,200	\$57,593,999	\$114,757,010
CW	\$299,065,187	\$1,058,432,433	\$434,497,200	\$253,509,000	\$2,045,503,820
Grand Total	\$513,195,144	\$1,317,313,107	\$623,283,000	\$936,097,001	\$3,389,888,252



Previous Bond Breakdowns



- Summary of Past Bond Funding – City Wide

Summary of Past Bond Funding - by CW or Multiple Council District Projects					
Council District	2003 Bond	2006 Bond	2012 Bond	2017 Bond	Grand Total
1, 10		\$4,031,560			\$4,031,560
1, 2, 6				\$4,600,000	\$4,600,000
1, 2, 5, 10, 11				\$11,000,000	\$11,000,000
1, 3	\$2,070,000	\$5,304,302	\$474,600	\$4,000,000	\$11,848,902
1, 3, 6	\$168,000				\$168,000
1, 4	\$1,106,884			\$7,100,000	\$8,206,884
1, 7		\$38,289			\$38,289
1,2			\$12,200,000		\$12,200,000
10, 11	\$1,924,053	\$893,410			\$2,817,463
10, 9		\$1,531,561			\$1,531,561
11, 12	\$816,914	\$7,659			\$824,573
11, 13	\$1,010,002				\$1,010,002
13, 6		\$1,998,425			\$1,998,425
14, 2		\$2,630,326			\$2,630,326
2, 14	\$5,089,138	\$3,828	\$2,225,400	\$35,080,000	\$42,398,366
2, 3	\$2,859,000				\$2,859,000
2, 4, 5, 6, 7, 9				\$20,000,000	\$20,000,000

Summary of Past Bond Funding - by CW or Multiple Council District Projects					
Council District	2003 Bond	2006 Bond	2012 Bond	2017 Bond	Grand Total
2, 5, 9	\$500,000				\$500,000
2, 6	\$6,223,245	\$16,073,851			\$22,297,096
2, 7	\$1,577,539	\$2,751,065			\$4,328,604
2, 7, 14	\$1,925,909				\$1,925,909
2, 9, 14	\$636,000			\$1,100,000	\$1,736,000
3, 6	\$5,591,024	\$442,876			\$6,033,900
3, 7				\$13,200,000	\$13,200,000
3, 8	\$270,000				\$270,000
4, 5	\$5,672,267	\$406,757			\$6,079,024
4, 5, 7	\$9,346,130				\$9,346,130
4, 5, 8	\$165,001				\$165,001
4, 7	\$329,167				\$329,167
5, 8	\$10,000				\$10,000
5, 7, 8				\$13,980,000	\$13,980,000
5, 8	\$5,736,377	\$80,406	\$1,987,800		\$7,804,583
6, 11, 13	\$5,000,000				\$5,000,000
6, 13			\$690,000	\$3,300,000	\$3,990,000
6, 7, 9				\$543,000	\$543,000
7, 9		\$15,315			\$15,315
9, 10	\$32,000				\$32,000
9, 10, 11	\$5,000,000				\$5,000,000
9, 14	\$1,052,000		\$1,139,200		\$2,191,200
Multiple	\$1,637,862				\$1,637,862
Grand Total	\$65,748,512	\$36,209,630	\$18,717,000	\$113,903,000	\$234,578,142



Questions



- Questions?



2024 Bond Update

**City Council Briefing
August 16, 2023**

**Jennifer Nicewander, P.E., (I) Director
Office of Bond and Construction
Management**



City of Dallas