

FY 2018-19 Annual Budget: Economic & Neighborhood Vitality

City Council Briefing

August 15, 2018

**Raquel Favela,
Chief of Economic
Development &
Neighborhood Services**

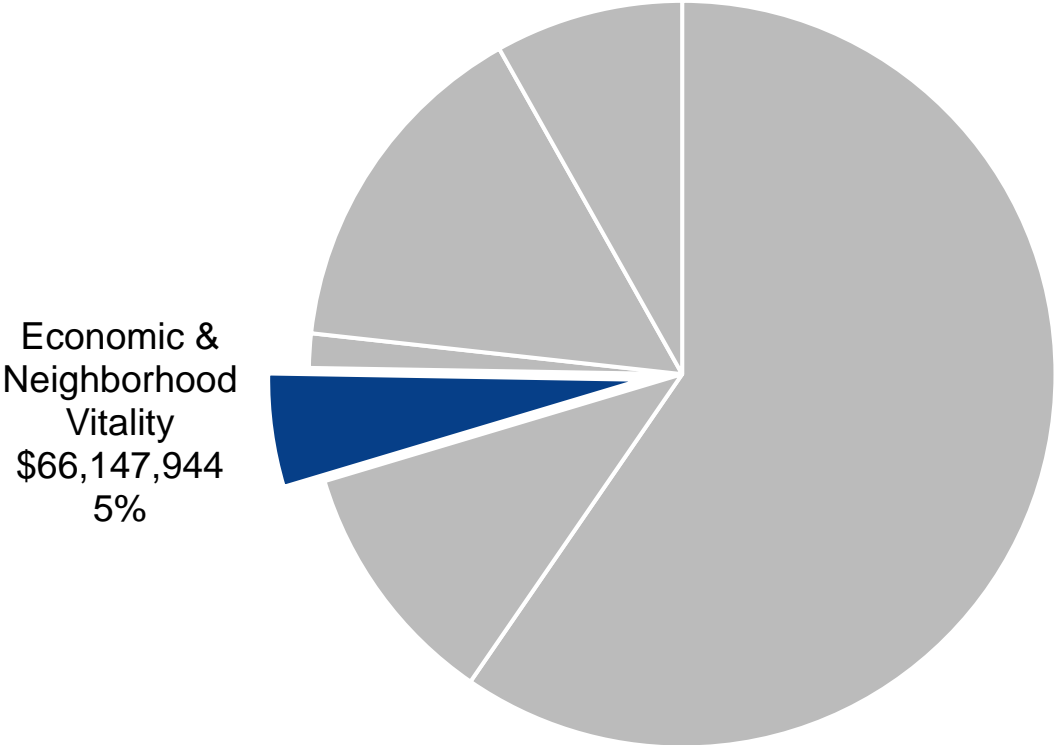


Overview

- FY 2018-19 Budget by Strategic Priority
- Strategic Priority Statement
- Strategic Priority Budget Overview
- FY 2018-19 Budget Highlights
- Dallas 365 Measures



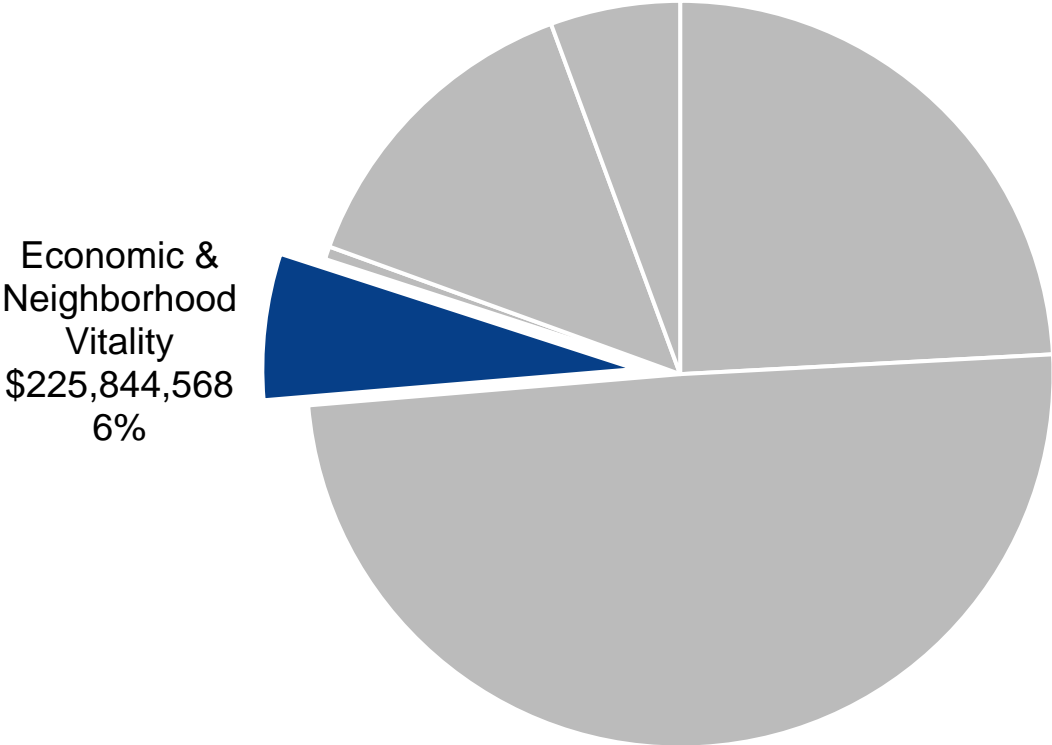
FY 2018-19 Budget by Strategic Priority



General Fund only



FY 2018-19 Budget by Strategic Priority



All Funds



Strategic Priority Statement

Strengthen and grow the business community while planning and strengthening the long-term vitality of Dallas neighborhoods by expanding housing options and creating job opportunities



Organizational Structure

Economic & Neighborhood Vitality

Bullington Truck Terminal &
Thanksgiving Square
(Building Services)

Office of Economic
Development

Tax Increment Financing (TIF)
District Payments

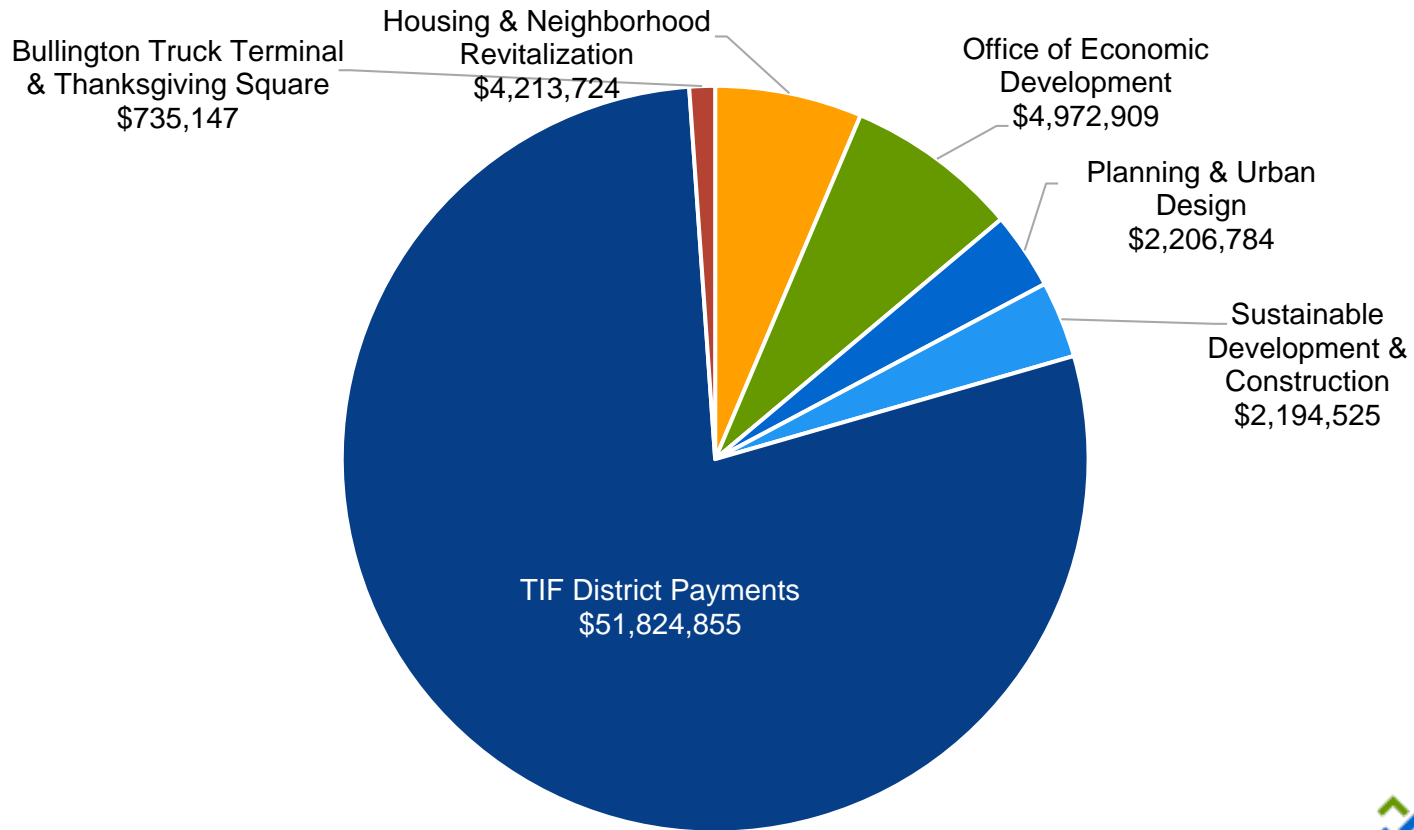
Housing & Neighborhood
Revitalization

Planning & Urban Design

Sustainable Development &
Construction



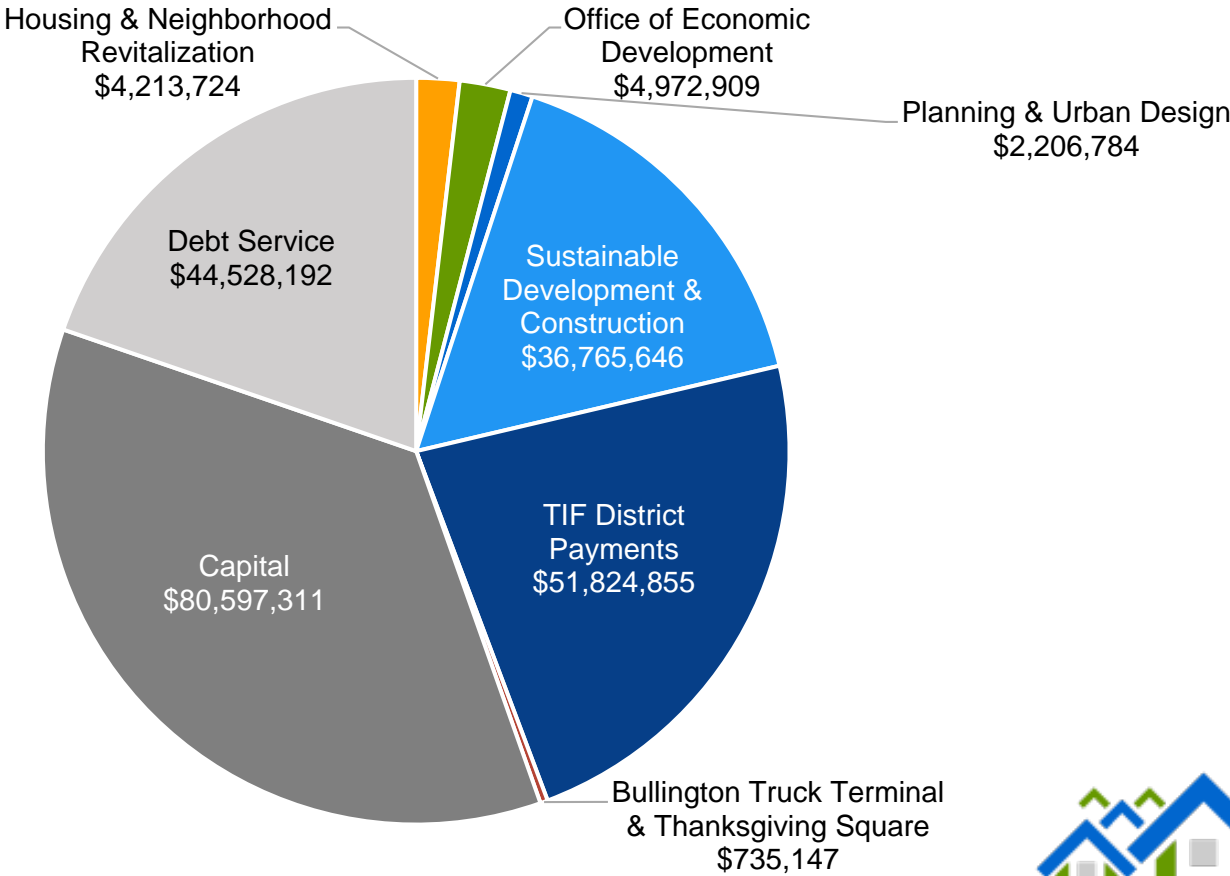
Strategic Priority Budget by Department



General Fund only



Strategic Priority Budget by Department



All Funds

FY 2018-19 Budget Highlights

- Reducing the property tax rate by 1.54¢, making FY 2018-19 the third consecutive year with a tax rate reduction
- Implementing the Comprehensive Housing Policy approved by City Council in May 2018 to create and preserve housing throughout the city
- Targeting \$1M to historically underserved areas at risk of displacement because of changing market conditions, as well as areas in need of intensive environmental enhancements, master planning, and formalized neighborhood organizations

FY 2018-19 Budget Highlights

- Offering an online one-stop shop for residents and businesses to submit construction plans to the City
- Devoting \$100K to conduct a historic resource survey with private partners.
- Developing a comprehensive economic development strategy



10



FY 2018-19 Dallas 365 Measures

Department	Measure	Target
Office of Economic Development	Number of jobs created or retained through written commitment*	5,000
Housing & Neighborhood Revitalization	Number of Dallas Homebuyer Assistance Program (DHAP) loans provided*	81
Housing & Neighborhood Revitalization	Total number of new housing units produced (sale and rental combined)*	6,650
Sustainable Development & Construction	Percentage of single-family permits reviewed in three days	85%
Sustainable Development & Construction	Percentage of inspections performed same day as requested*	98%

* Denotes new measure



FY 2018-19 Annual Budget: Economic & Neighborhood Vitality

City Council Briefing

August 15, 2018

**Raquel Favela,
Chief of Economic
Development &
Neighborhood Services**



Appendix

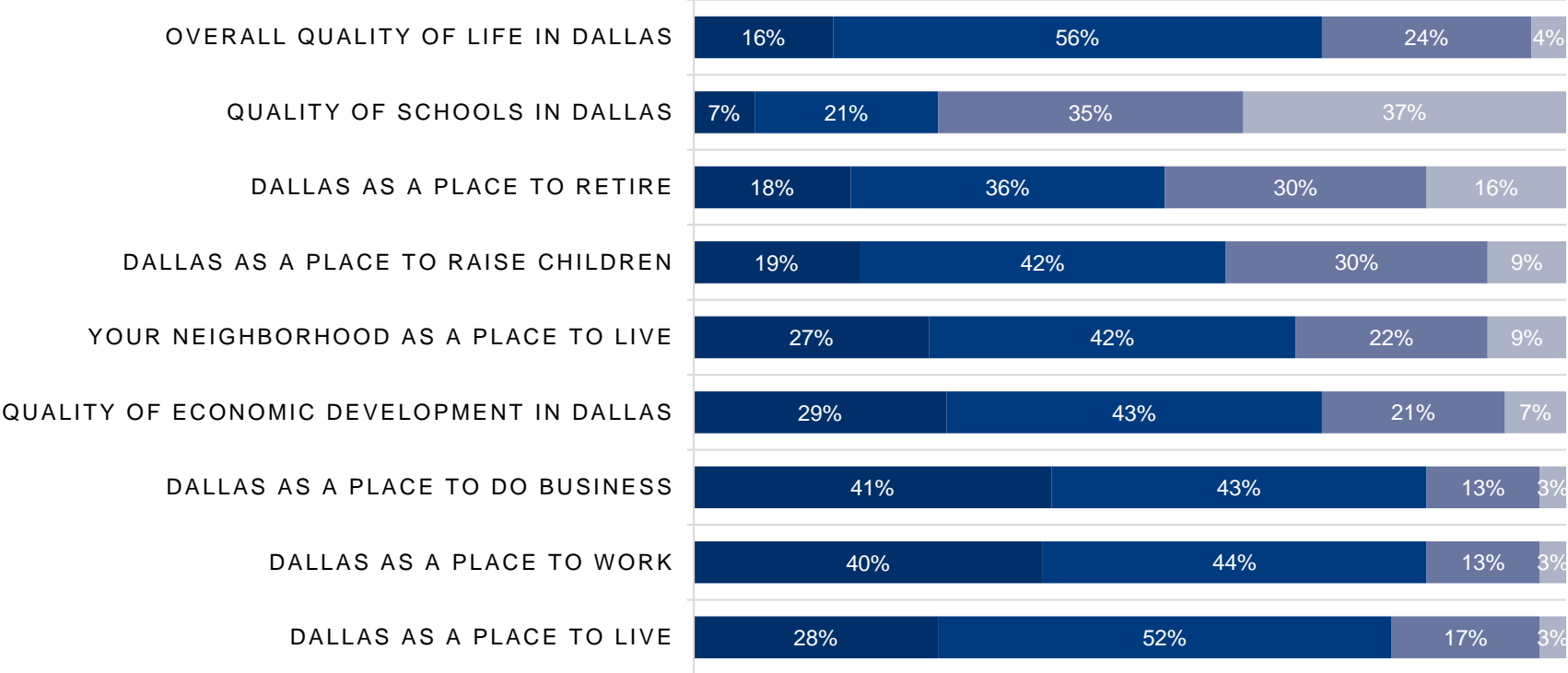
- Community Survey Highlights
- Services by Strategic Priority
- FY 2017-18 Accomplishments



Community Survey Highlights

QUALITY OF LIFE RATINGS

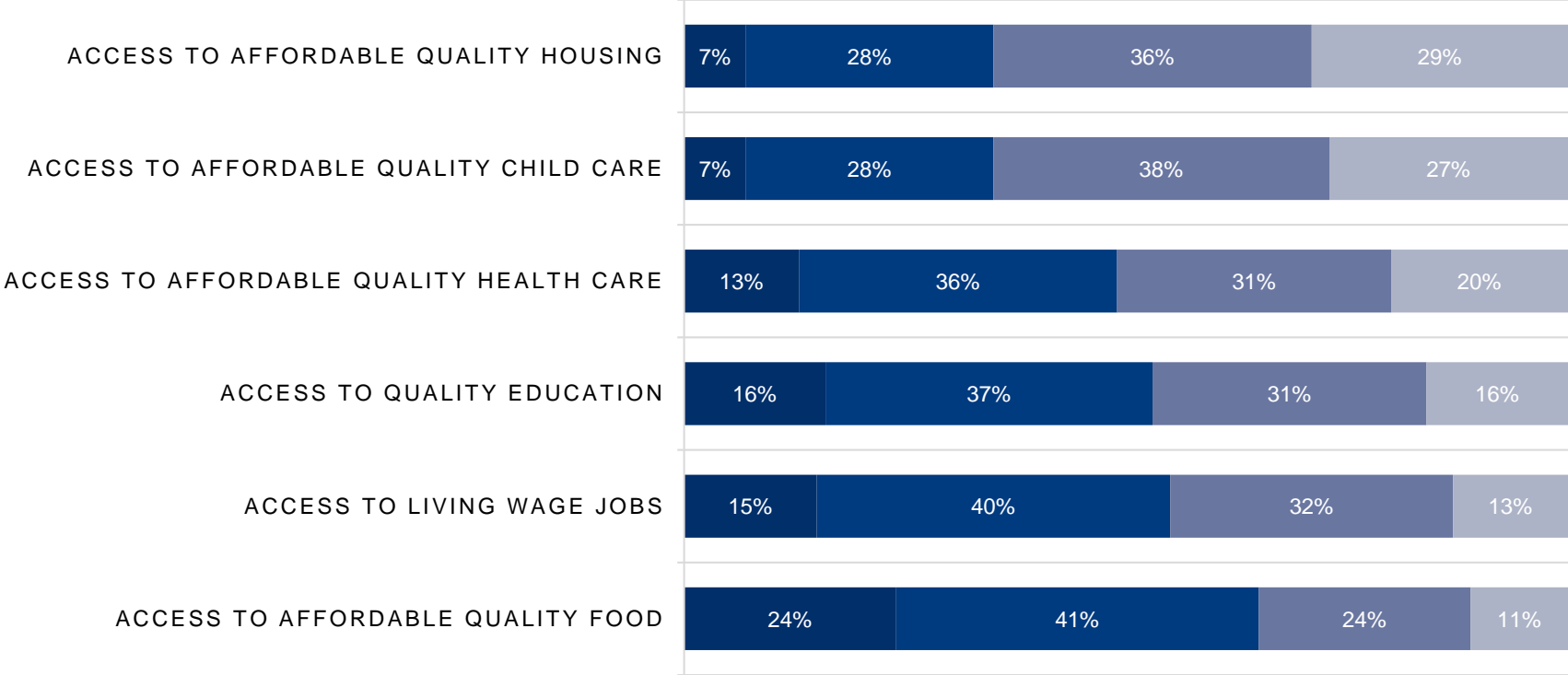
■ Excellent (4) ■ Good (3) ■ Fair (2) ■ Poor (1)



Community Survey Highlights (cont.)

RATINGS OF ACCESS TO GOODS & SERVICES

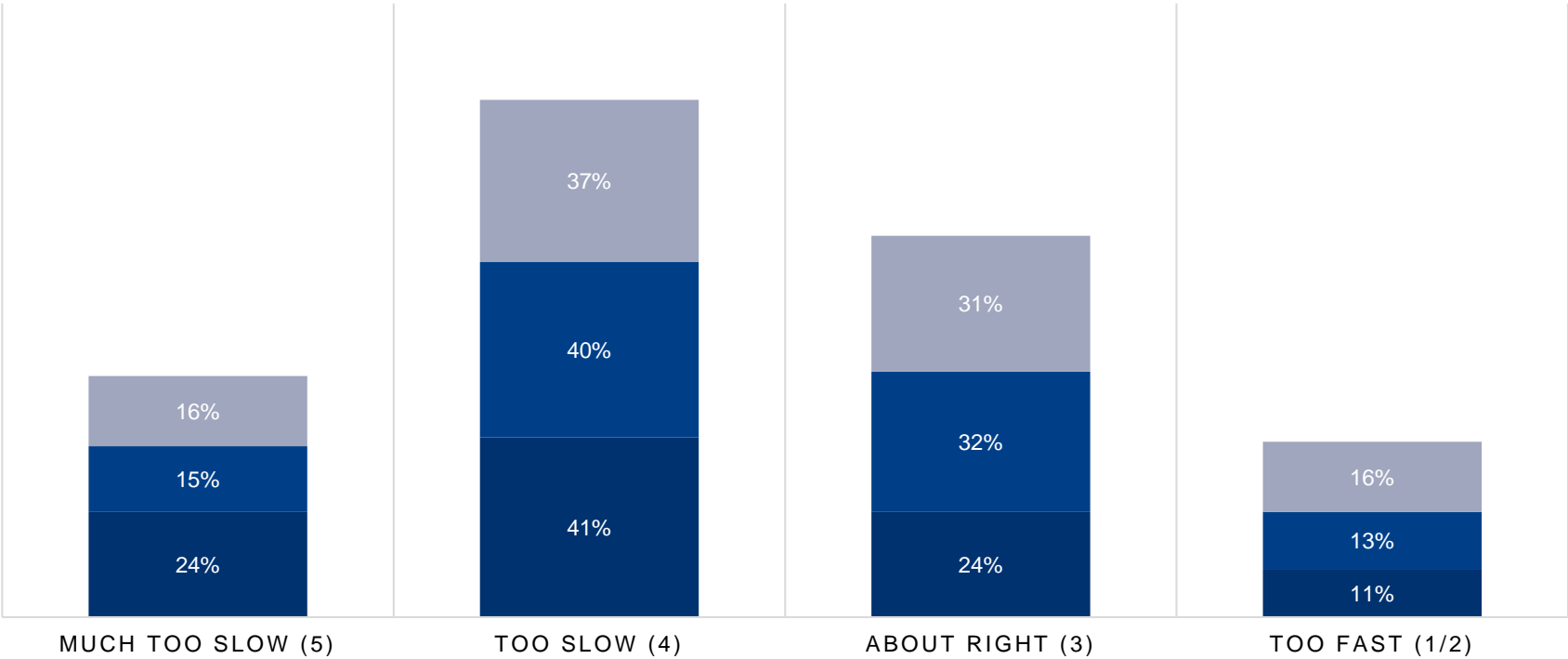
■ Excellent (4) ■ Good (3) ■ Fair (2) ■ Poor (1)



Community Survey Highlights (cont.)

RATINGS OF THE SPEED OF GROWTH IN DALLAS OVER THE PAST TWO YEARS

■ Job Growth ■ Retail Growth ■ Population Growth



Services by Strategic Priority

Department/Service	FY 2018-19 Total Proposed	FY 2018-19 General Fund Proposed
Housing and Neighborhood Revitalization		
Housing Administration	\$2,215,226	\$2,215,226
New Development	\$492,943	\$492,943
Preservation of Existing Housing Stock	\$1,505,555	\$1,505,555
Office of Economic Development		
Area Redevelopment	\$1,069,005	\$1,069,005
Business Development	\$1,261,069	\$1,261,069
Creative Industries	\$403,301	\$403,301
Targeted Development	\$2,239,534	\$2,239,534
Planning and Urban Design		
Neighborhood Vitality	\$1,131,014	\$1,131,014
Planning and Design Studio	\$1,075,770	\$1,075,770
Sustainable Development and Construction		
Authorized Hearings	\$390,174	\$390,174
Construction Plan Review and Permitting	\$15,751,711	\$0
Express Plan Review	\$1,399,319	\$0



Services by Strategic Priority

Department/Service	FY 2018-19 Total Proposed	FY 2018-19 General Fund Proposed
Field Inspections of Private Development Construction Sites	\$9,951,018	\$0
GIS Mapping for Private Development	\$980,480	\$0
Historic Preservation	\$988,546	\$988,546
Private Development Records and Archival Library	\$1,127,236	\$0
Private Development Survey	\$595,252	\$0
Real Estate and Relocation	\$815,805	\$815,805
Subdivision Plat Review	\$552,877	\$0
Zoning – Board of Adjustment	\$1,730,870	\$0
Non-Departmental		
Tax Increment Financing District Payments	\$51,824,855	\$51,824,855
Building Services		
Bullington Truck Terminal and Thanksgiving Square	\$735,147	\$735,147
Capital		
Capital Improvement	\$80,597,311	\$0
Debt Service		
Debt Service	\$44,528,192	\$0
Economic and Neighborhood Vitality Total	\$227,078,004	\$66,147,944

18



FY 2017-18 Accomplishments

- Economic Development
 - Developed a new incentive application for underwriting Economic Development transactions
 - Secured local filming of Season 3 of USA Network's Queen of the South
 - Facilitated about 378 productions and 2,615 shooting days, resulting in more than \$120M in local production spending
 - Completed construction of public improvements on Chalk Hill Road, serving the expansion of Pinnacle Park, and Cedardale Road, serving the International Inland Port of Dallas

FY 2017-18 Accomplishments

- Facilitated City Council approval of many incentive agreements, including :
 - Redevelopment of Red Bird Mall
 - Nokia's new North American headquarters
 - Renovation of Hillcrest Village Shopping Center
 - Becknell Industrial and Vistaprint Manufacturing Texas new manufacturing facility, creating 625 jobs
 - WWF Operating Company new manufacturing operation, creating 50 jobs
- Dallas Development Fund was awarded its fourth allocation of the New Markets Tax Credit in the amount of \$55M
- Facilitated City Council approval of 21 grants totaling \$476,500 from the South Dallas/Fair Park Opportunity Fund

FY 2017-18 Accomplishments

- Housing and Neighborhood Revitalization
 - City Council adopted a Comprehensive Housing Policy to create and maintain available and affordable housing throughout Dallas
 - 88 homes were repaired and seven clients provided rental assistance through the High-Impact Landlord Initiative (HILI) program
- Together, HNR and ECO produced 582 units