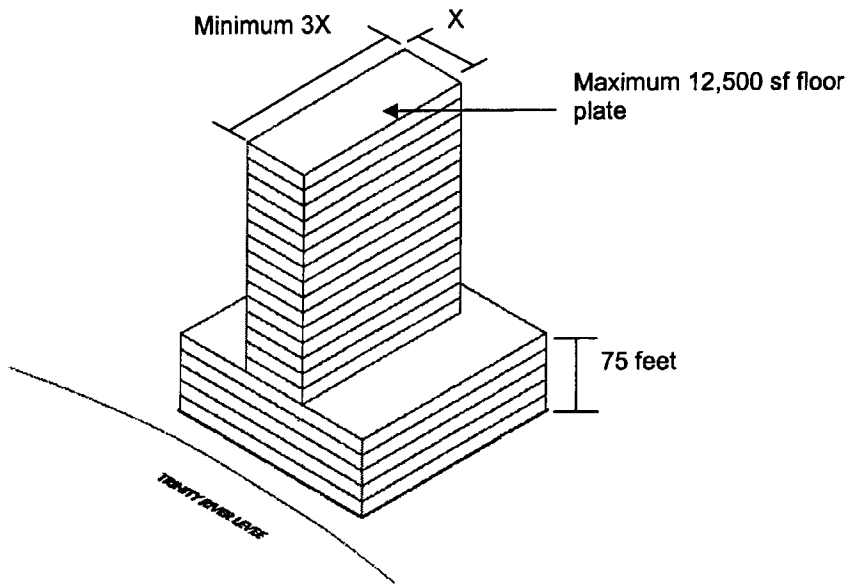


**EXHIBIT 621G
TOWER DIAGRAMS FOR SUBDISTRICT 1A**

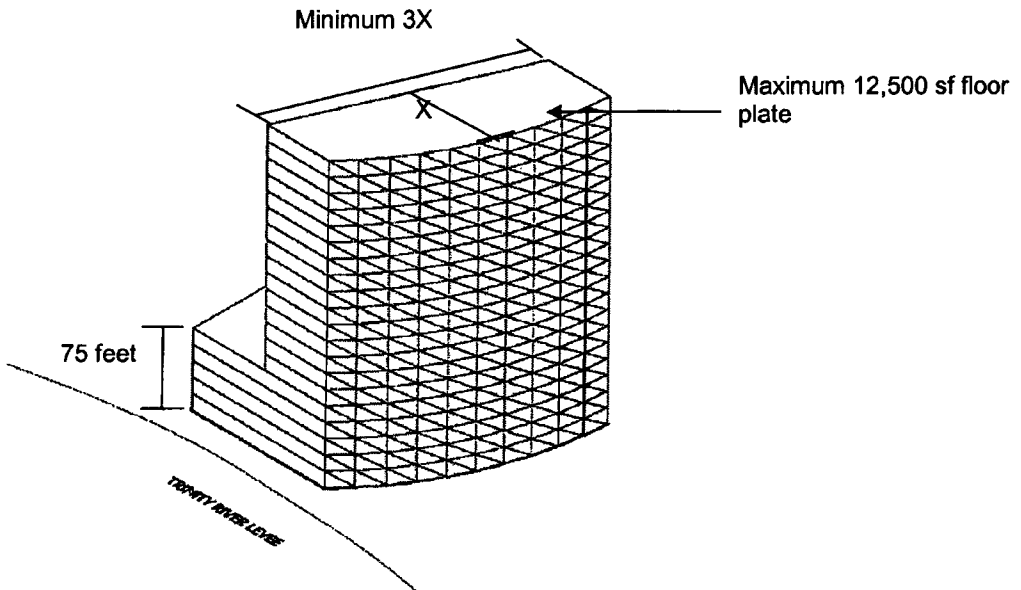
Tower size and orientation. Building height may be increased a maximum of 60 feet if:

- (1) the portion of the building above 75 feet in height has a floor plate of 12,500 square feet or less; and
- (2) the tower dimension perpendicular to the east Trinity River levee is at least three times longer than the tower dimension parallel to the east Trinity River levee (tower dimension is measured at the widest point of the building facade).

Example 1

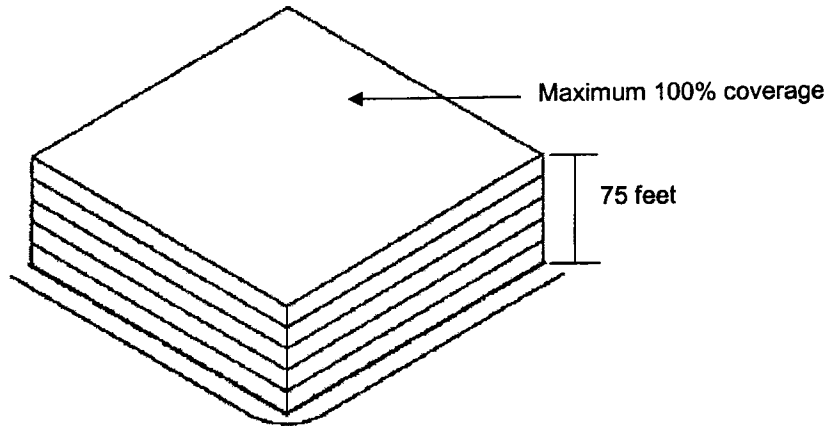


Example 2



Building Site Coverage

Maximum building site coverage for that portion of the building 75 feet or less in height is 100 percent.



For Subdistrict 1A, any portion of the structure that is above 75 feet in height may not have a floor plate greater than 60 percent of the lot area or 25,000 square feet, whichever is less

