

# DALLAS ANIMAL SERVICES

## June 2016 Statistics

June 2016  
Live Release Rate

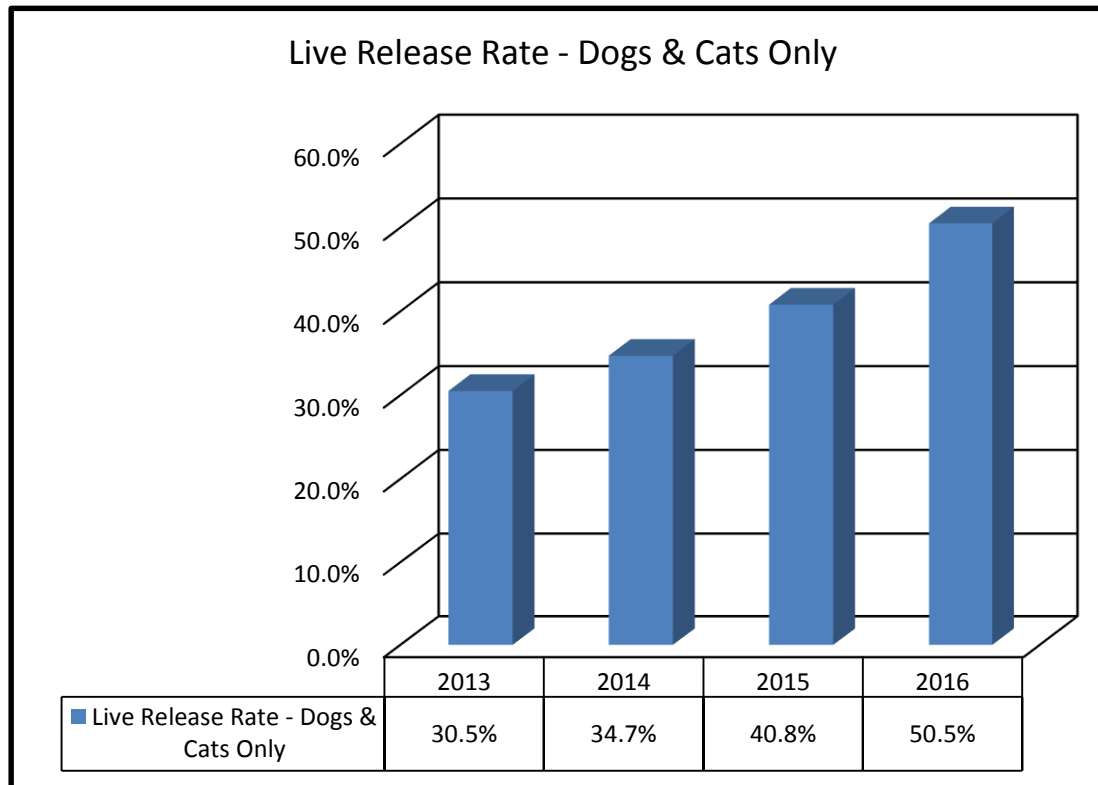
**50.5%**

**A new record!**



# Live Release Rates

## June 2013, 2014, 2015, 2016 Comparison

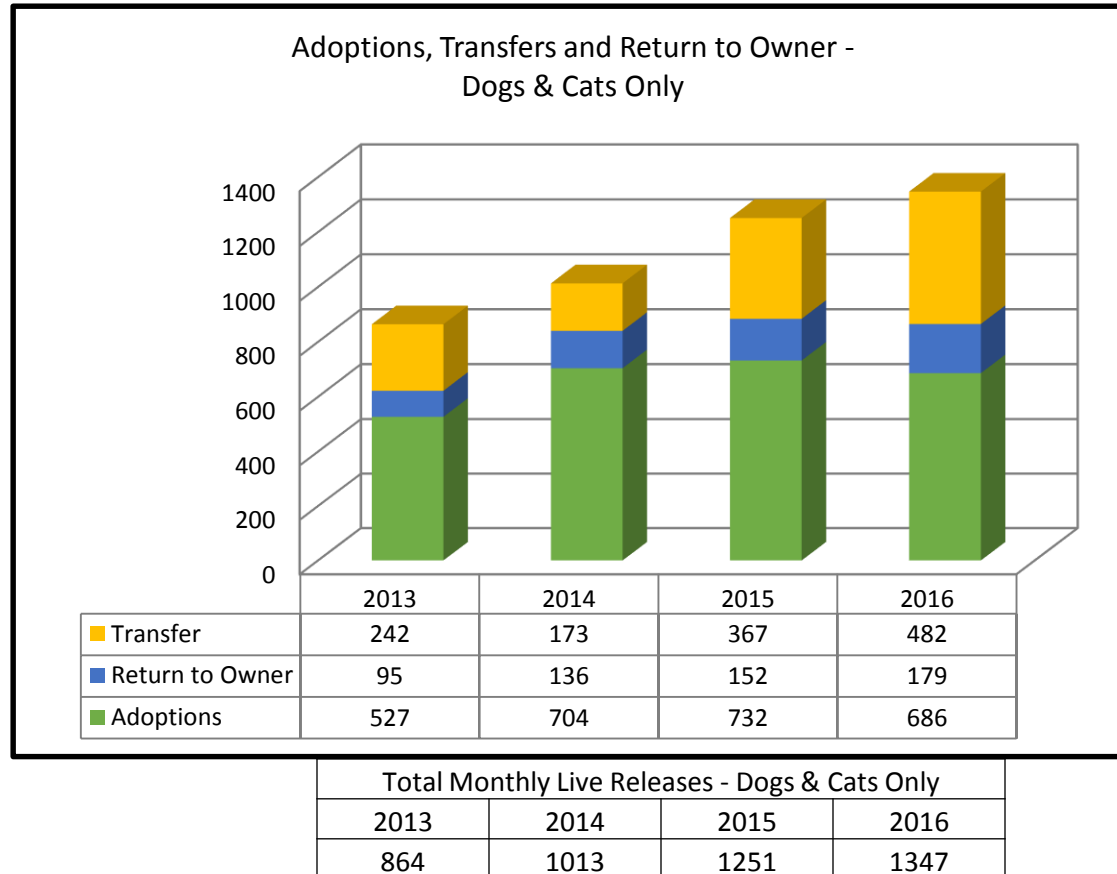


**Live Release Rate for Dogs & Cats is up from 16.9% in June 2011 to 50.5% in June 2016**

\* 50.5% Live Release Rate is calculated by dividing total live outcomes (adoptions, outgoing transfers, return to owner/guardian) by total outcomes less unhealthy, owner requested euthanasia. Source: Dallas Animal Services. All statistical totals have an acceptable variance of .5% due to database variances in intake and outcome dispositions of the shelter population.

# Adoptions, Transfers & Return to Owner

## June 2013, 2014, 2015, and 2016 Comparison

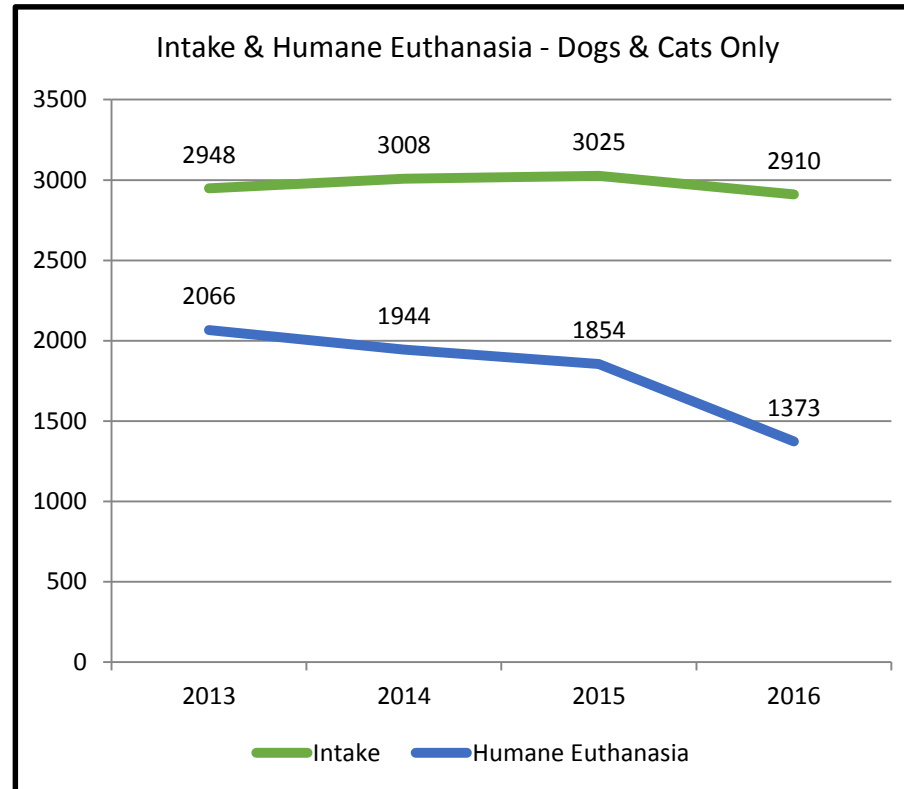


**1,347 Total Live Releases of Dogs & Cats for June 2016, up from 534 in June 2011**

Adoptions, transfers and returns to owner are all part of calculating live release rates. Innovative shelter programs and community engagement have continued to positively impact our live release rate. Source: City of Dallas Animal Services. All statistical totals have an acceptable variance of .5% due to database variances in intake and outcome dispositions of the shelter population.

# Intake & Euthanasia

## June 2013, 2014, 2015, and 2016 Comparison

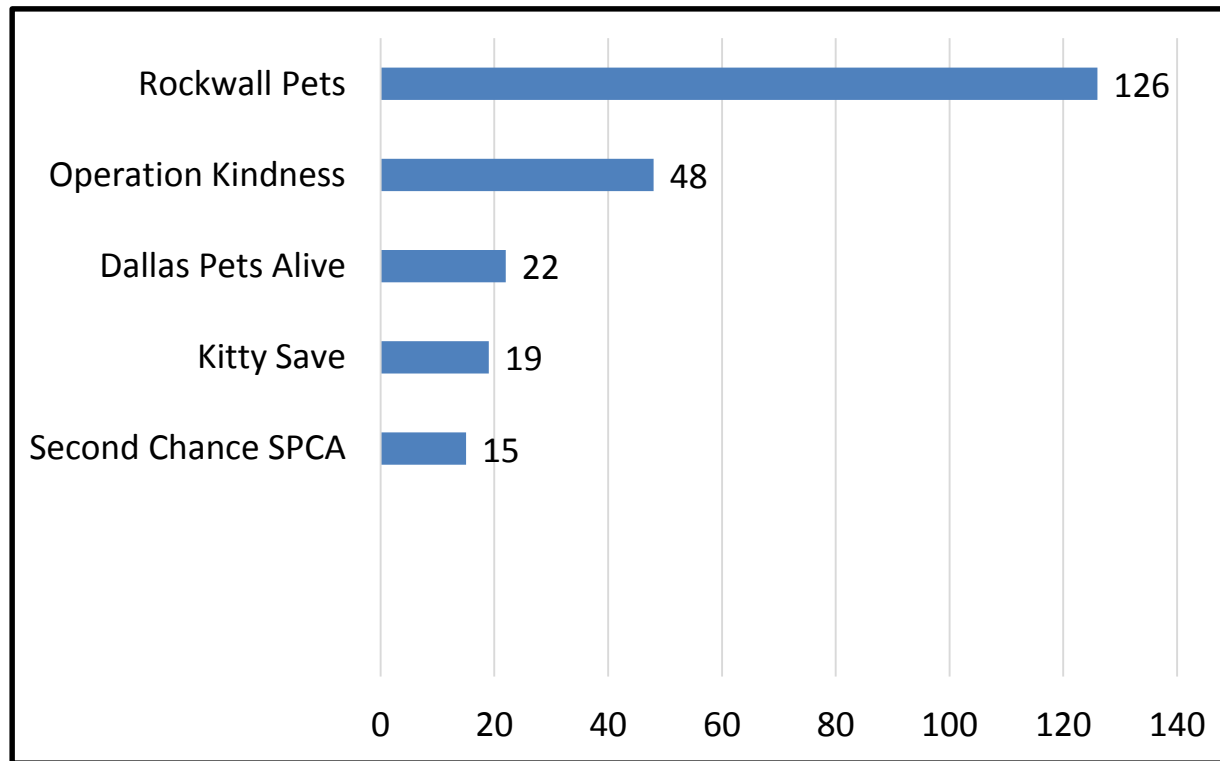


**A new record June low for humane euthanasia of dogs and cats at 1,373, down from 2,618 in June 2011**

Source: City of Dallas Animal Services. All statistical totals have an acceptable variance of .5% due to database variances in intake and outcome dispositions of the shelter population.

# Transfer Partners

## June 2016 Top Five Transfer Partners



Spay Neuter Network Community Cat Program - 94

**Our Transfer Partners play a vital role in saving more lives.**

Source: City of Dallas Animal Services. All statistical totals have an acceptable variance of .5% due to database variances in intake and outcome dispositions of the shelter population.

# OUR COMMUNITY

## By The Numbers

**102**

The average number of animals we took in daily during June.

**43,703**

The number of people we served during June.

**4,945**

The number of calls for service we answered in June.

**342.5**

The number of square miles our officers are responsible for.

**26,407**

The number of dogs and cats we took in last year.

**602,092**

The estimated number of owned dogs and cats in our community.

**1,281,047**

The number of people in our community.

Sources: city-data.com, Dallas CVB, AVMA, and City of Dallas Animal Services. All statistical totals have an acceptable variance of .5% due to database variances in intake and outcome dispositions of the shelter population.

