

DALLAS ANIMAL SERVICES

May 2016 Statistics

May 2016
Live Release Rate

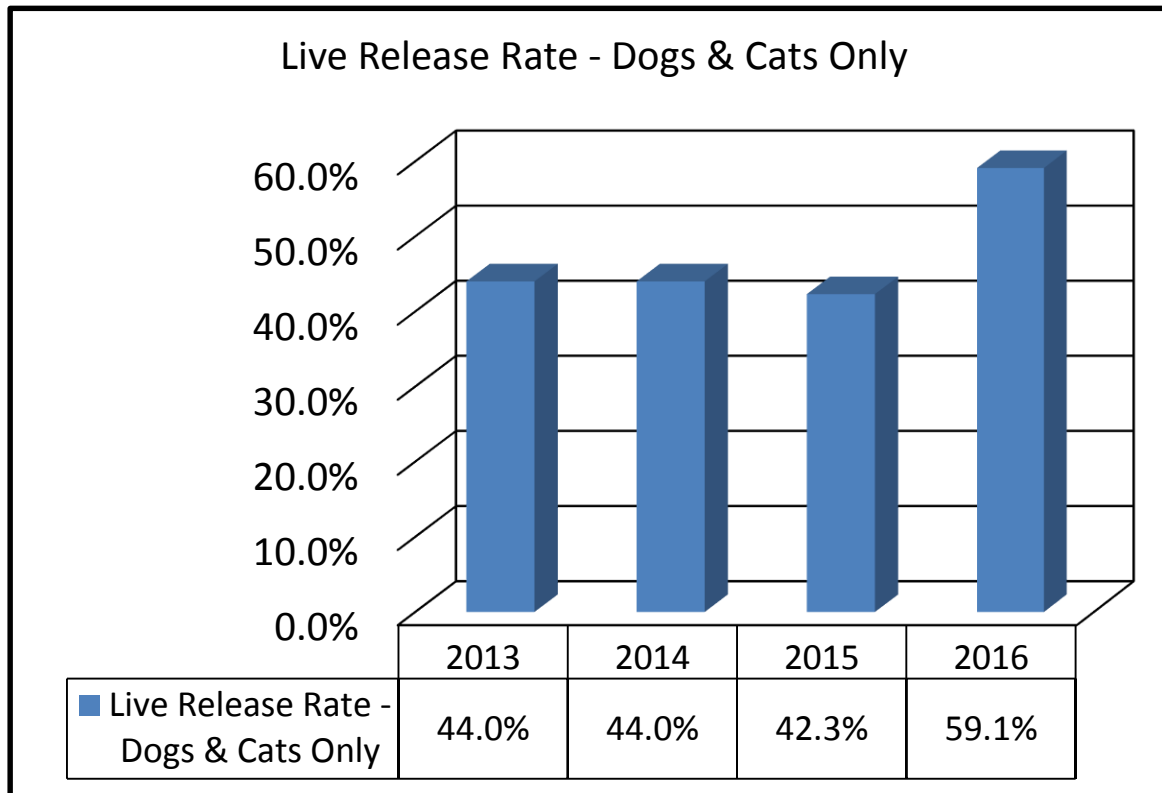
59.1%

A new record!



Live Release Rates

May 2013, 2014, 2015, 2016 Comparison

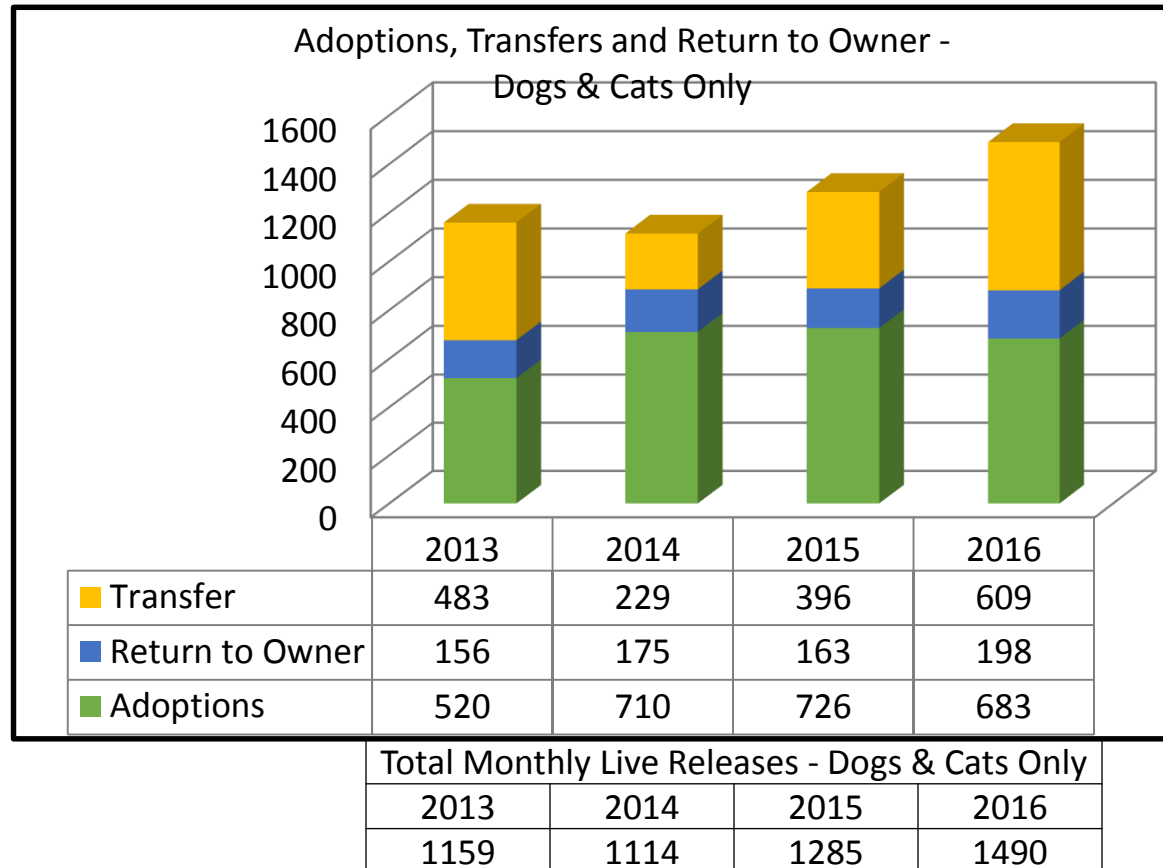


Live Release Rate for Dogs & Cats is up from 21.0% in May 2011 to 59.1% in May 2016

* 59.1% Live Release Rate is calculated by dividing total live outcomes (adoptions, outgoing transfers, return to owner/guardian) by total outcomes less unhealthy, owner requested euthanasia. Source: Dallas Animal Services. All statistical totals have an acceptable variance of .5% due to database variances in intake and outcome dispositions of the shelter population.

Adoptions, Transfers & Return to Owner

May 2013, 2014, 2015, and 2016 Comparison

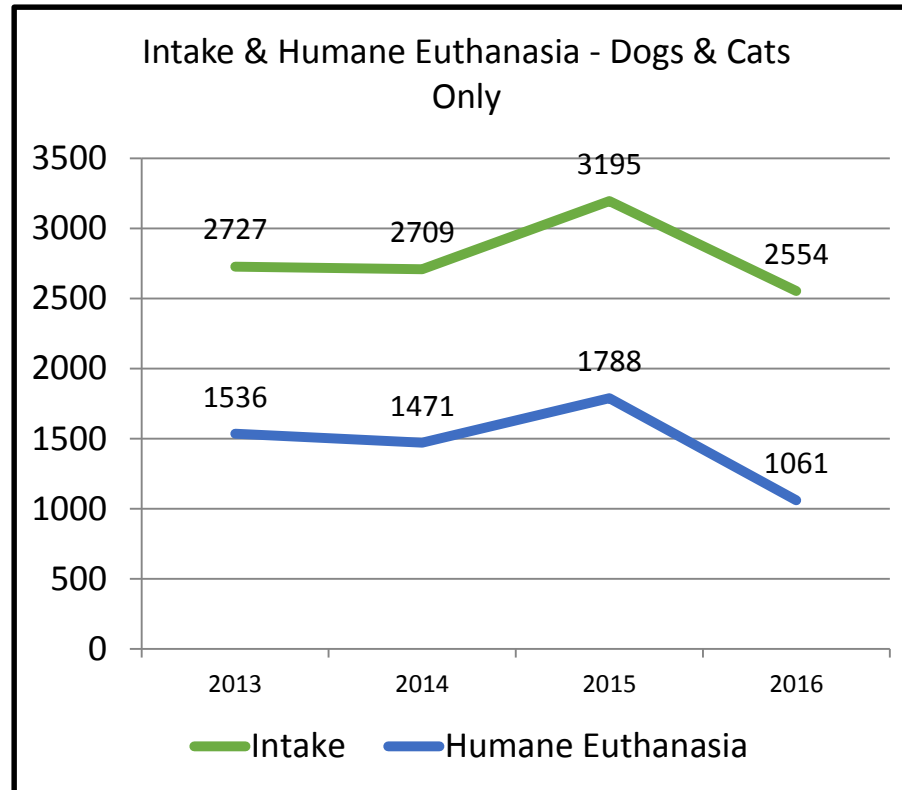


1,490 Total Live Releases of Dogs & Cats for May 2016, up from 586 in May 2011

Adoptions, transfers and returns to owner are all part of calculating live release rates. Innovative shelter programs and community engagement have continued to positively impact our live release rate. Source: City of Dallas Animal Services. All statistical totals have an acceptable variance of .5% due to database variances in intake and outcome dispositions of the shelter population.

Intake & Euthanasia

May 2013, 2014, 2015, and 2016 Comparison

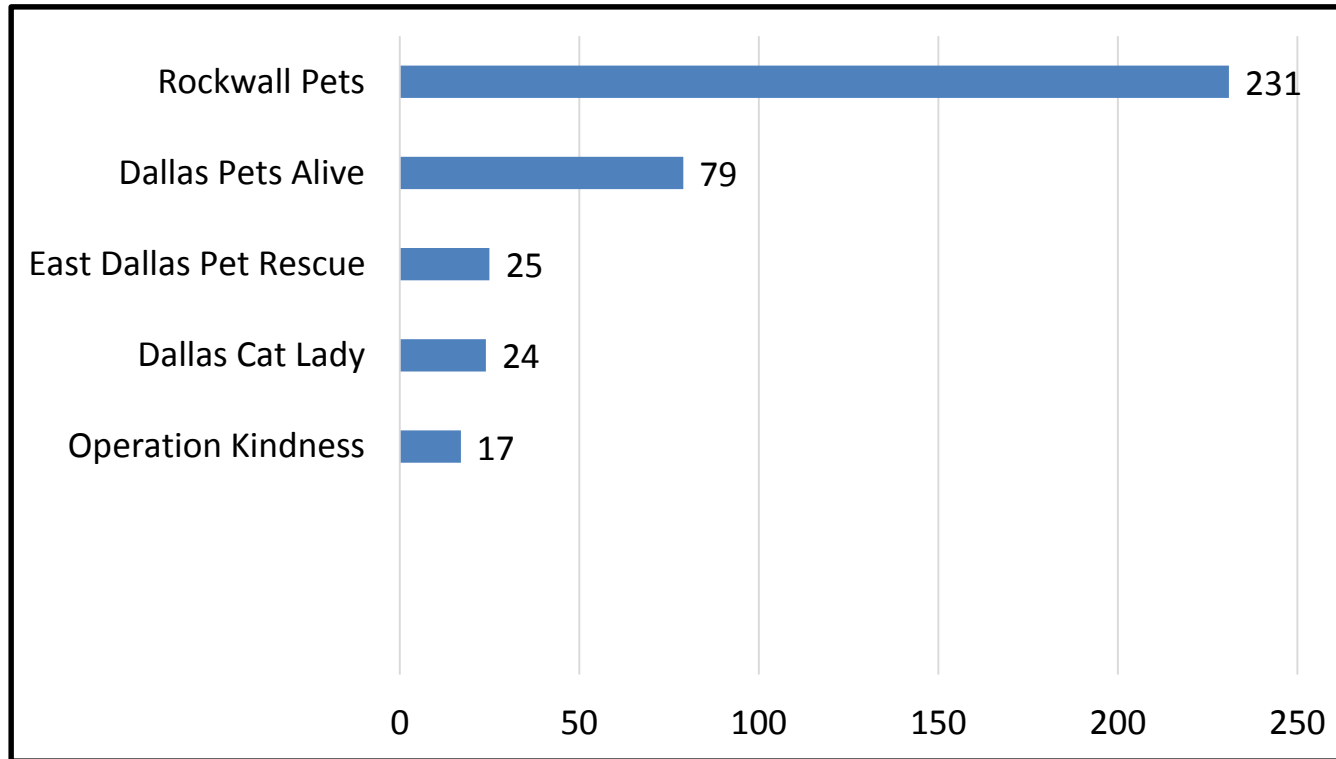


A new record May low for humane euthanasia of dogs and cats at 1,061, down from 2,211 in May 2011

Source: City of Dallas Animal Services. All statistical totals have an acceptable variance of .5% due to database variances in intake and outcome dispositions of the shelter population.

Transfer Partners

May 2016 Top Five Transfer Partners



Spay Neuter Network Community Cat Program - 59

Our Transfer Partners play a vital role in saving more lives.

Source: City of Dallas Animal Services. All statistical totals have an acceptable variance of .5% due to database variances in intake and outcome dispositions of the shelter population.

OUR COMMUNITY

By The Numbers

89

The average number of animals we took in daily during May.

37,995

The number of people we served during May.

46,997

The number of calls for service we answered last year.

342.5

The number of square miles our offices are responsible for.

26,407

The number of dogs and cats we took in last year.

591,107

The estimated number of owned dogs and cats in our community.

1,257,676

The number of people in our community.

Sources: city-data.com, Dallas CVB, AVMA, and City of Dallas Animal Services. All statistical totals have an acceptable variance of .5% due to database variances in intake and outcome dispositions of the shelter population.

