

DALLAS ANIMAL SERVICES

September 2016 Shelter Statistics

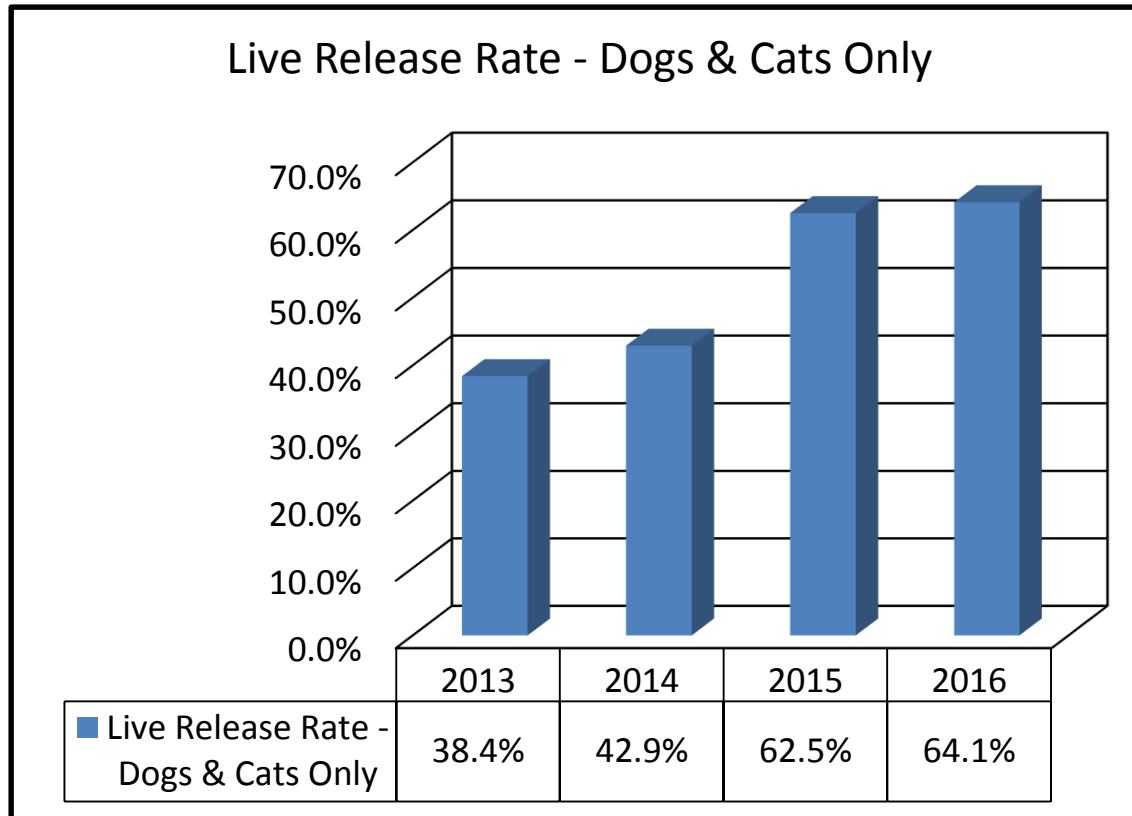
September 2016
Live Release Rate

64.1%



Live Release Rates

September 2013, 2014, 2015, 2016 Comparison

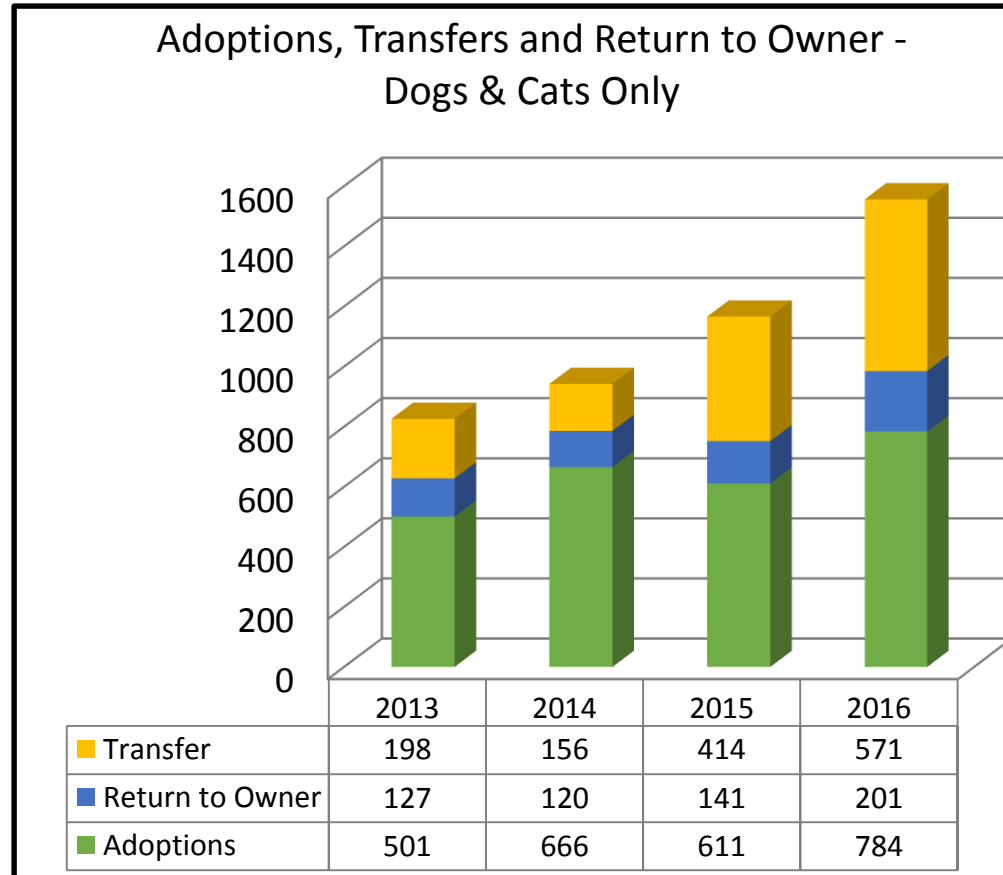


Live Release Rate for Dogs & Cats is up from 26.6% in September 2011 to 64.1% in September 2016

* 64.1% Live Release Rate is calculated by dividing total live outcomes (adoptions, outgoing transfers, return to owner/guardian) by total outcomes less unhealthy, owner requested euthanasia. Source: Dallas Animal Services. All statistical totals have an acceptable variance of .5% due to database variances in intake and outcome dispositions of the shelter population.

Adoptions, Transfers & Return to Owner

September 2013, 2014, 2015, and 2016 Comparison



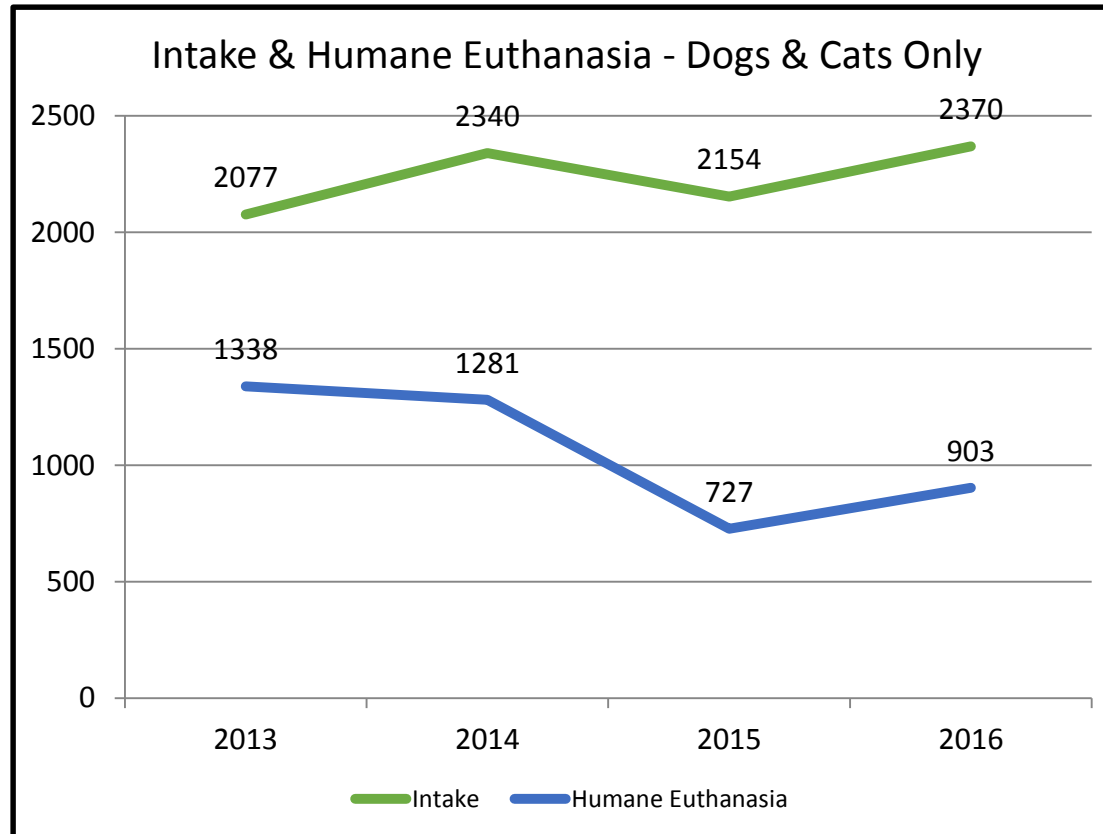
Total Monthly Live Releases - Dogs & Cats Only	
2013	826
2014	942
2015	1166
2016	1556

1,556 Total Live Releases of Dogs & Cats for September 2016, up from 569 in September 2011

Adoptions, transfers and returns to owner are all part of calculating live release rates. Innovative shelter programs and community engagement have continued to positively impact our live release rate. Source: City of Dallas Animal Services. All statistical totals have an acceptable variance of .5% due to database variances in intake and outcome dispositions of the shelter population.

Intake & Euthanasia

September 2013, 2014, 2015, and 2016 Comparison

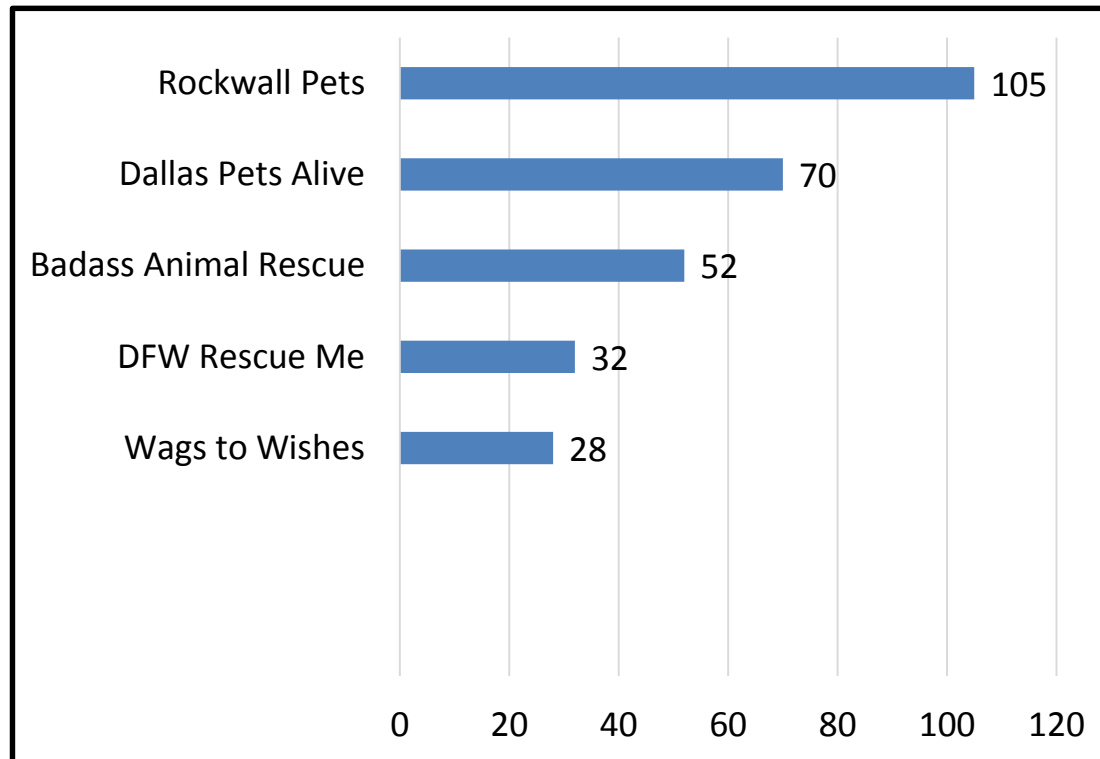


September 2016 humane euthanasia of dogs and cats at 903, down from 1,572 in September 2011

Source: City of Dallas Animal Services. All statistical totals have an acceptable variance of .5% due to database variances in intake and outcome dispositions of the shelter population.

Transfer Partners

September 2016 Top Five Transfer Partners



Spay Neuter Network Community Cat Program - 74

Our Transfer Partners play a vital role in saving more lives.

Source: City of Dallas Animal Services. All statistical totals have an acceptable variance of .5% due to database variances in intake and outcome dispositions of the shelter population.

OUR COMMUNITY

By The Numbers

79

The average number of animals we took in daily during September.

42,720

The number of people we served during September.

4,217

The number of calls for service we answered in September.

342.5

The number of square miles our officers are responsible for.

602,092

The estimated number of owned dogs and cats in our community.

26,407

The number of dogs and cats we took in last year.

1,281,047

The number of people in our community.

Sources: city-data.com, Dallas CVB, AVMA, and City of Dallas Animal Services. All statistical totals have an acceptable variance of .5% due to database variances in intake and outcome dispositions of the shelter population.

