

# Memorandum



CITY OF DALLAS

DATE June 27, 2022

Honorable Members of the City Council Housing and Homelessness Committee: Casey Thomas II (Chair), Jesse Moreno (Vice Chair), Carolyn King Arnold, Paula Blackmon, Cara Mendelsohn, Paul Ridley, Jaynie Schultz

SUBJECT **Department of Housing Performance Measure Update**

The Department of Housing & Neighborhood Revitalization (Housing) reports project pipelines and accomplishments to the Housing and Homelessness Solutions Committee on a monthly basis. This memo summarizes accomplishments for development, repair programs, the Dallas Homebuyer Assistance Program (DHAP), and housing building permits that occurred in May 2022. The updated attachments are included, and more details are below:

## Development

The development project pipeline includes more detailed information about developments that have been approved by City Council or other approving entities and are in the predevelopment phase, are under construction, or have been completed this fiscal year. Details include property information, location information, funding information, and other details regarding the projects' statuses.

Following are the major changes in May 2022, also summarized in Exhibit 3:

- City Council approved funding for 300 multi-family units at the Terrace at Southern Oaks through the **Notice of Funding Availability (NOFA)**. This development was previously approved for investment from the Dallas Housing Finance Corporation (DHFC). This is the first project supported by the DHFC that did not incorporate Low Income Housing Tax Credits (LIHTC). The Terrace includes 1-4-bedroom units in Council District 4. Fifty-one percent, or 153 units, are reserved for families at 80% Area Median Income (AMI) or below and the remaining 147 units, or 49%, are market rate.
- The **Land Bank** ran out of inventory in early 2020 and was unable to acquire additional properties due to the moratorium on foreclosures during COVID. Since the courts reopened foreclosure proceedings, properties have been working through the process and 105 vacant lots have been acquired. Most of the lots are moving through the redemption period in anticipation of development in FY 2022-2023. Thirty-seven of these lots are already for sale on the Land Bank Program website and more lots will be for sale within the next few months. A majority of the

fifteen completed Land Bank homes in FY 2021-2022 are in Council District 7 (73%), and the remaining are in Council District 4.

- One **Land Bank** home and one **Land Transfer** home received building permits in May 2022, and three **Land Bank** homes completed construction.
- **The Mixed Income Housing Development Bonus (MIHDB) Program** has been amended to allow for a fee in lieu of on-site construction of reserved units, to expand the bonuses available to developers, and to reduce the parking requirement for participating developments in most cases. Housing will be developing policies and procedures for distributing the funds received and will present these recommendations to City Council later this year. In May 2022, City Council approved zoning for the Trammell Crow Knox Street mixed use project, the first new zoning case likely to use the in-lieu fee.

The more detailed pipeline data is attached and the geographic distribution of housing units in the complete pipeline is shown in Exhibit 1. All Council Districts have residential units supported by the Housing programs.

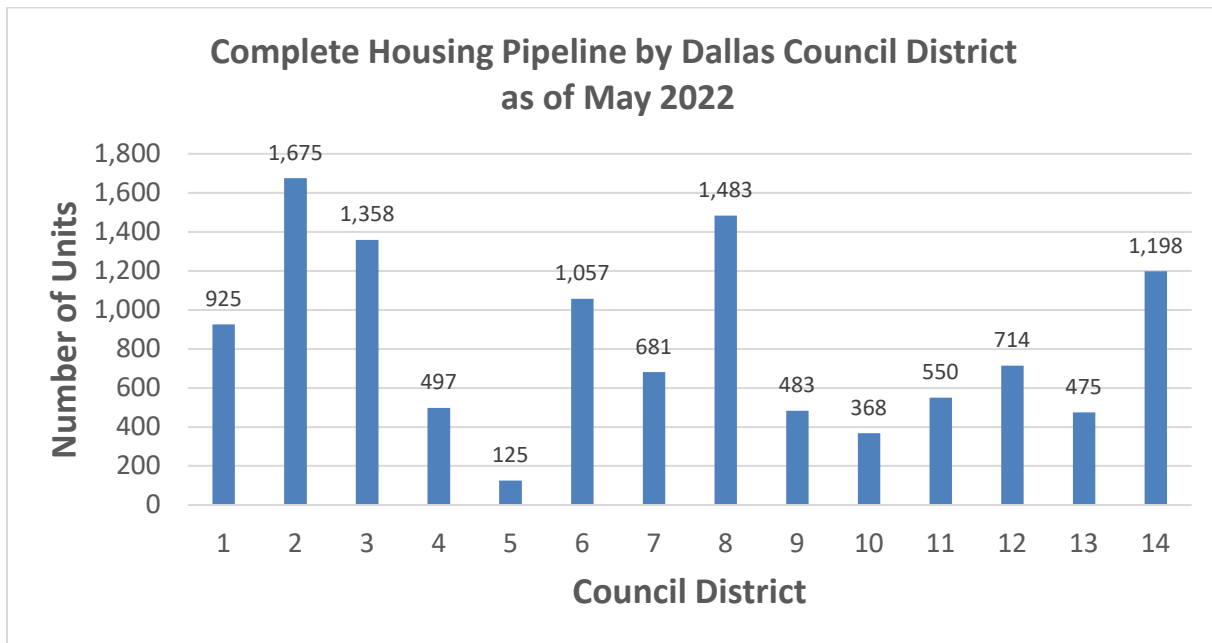


Exhibit 1: Distribution of Complete Pipeline of Housing Units as of May 2022

## Repair

Housing staff manages a handful of repair programs suited to different needs and different funding sources. In general, the home repair programs continue to move forward with a significant number of home repairs in the pipeline (see attachment).

DATE June 27, 2022  
SUBJECT **Department of Housing Performance Measure Update**

The **Home Improvement and Preservation Program (HIPP)** started construction on three new houses and completed four houses. There are currently 39 units under construction under this program and 41 units in predevelopment processes.

The **West Dallas Targeted Repair Program (TRP)** continues to receive new applications. In May 2022, Housing qualified three households and seven agreements were signed. There are currently 21 units under construction for this program and 42 units in predevelopment processes.

The **Dallas Tomorrow Fund (DTF)** has been a popular program despite its limited funding and applications. Housing logged three new households approved in May 2022, one agreement signed, and five completed home repairs. There are currently 9 units under construction for this program and 27 units in predevelopment processes.

The **Healthy Homes Lead Reduction (HHLR) Program** scheduled bid walks for all qualified applicants and one new application was processed.

The new dedicated City staff launched the **American Rescue Plan Act Neighborhood Revitalization Program (ARPA NRP)** which is now accepting applications for home repairs in the Joppa, Historic Tenth Street, and Five Mile neighborhoods. The program has received seven applications as of the end of May 2022. Housing will be working with the selected marketing consultant for ongoing community outreach and awareness about this program.

## **DHAP**

The **Dallas Homebuyer Assistance Program (DHAP)** experienced an increase in applicants and pre-qualifications with eight new homebuyers prequalifying in May 2022. This increase can be attributed to two reasons: first, partner single-family NOFA developers are starting to complete homes and search for buyers, and second, seasonal homebuying trends have an impact on Housing's program applicants. A majority (nine out of 12) of closed DHAP homes are in Council District 8 (see Exhibit 2).

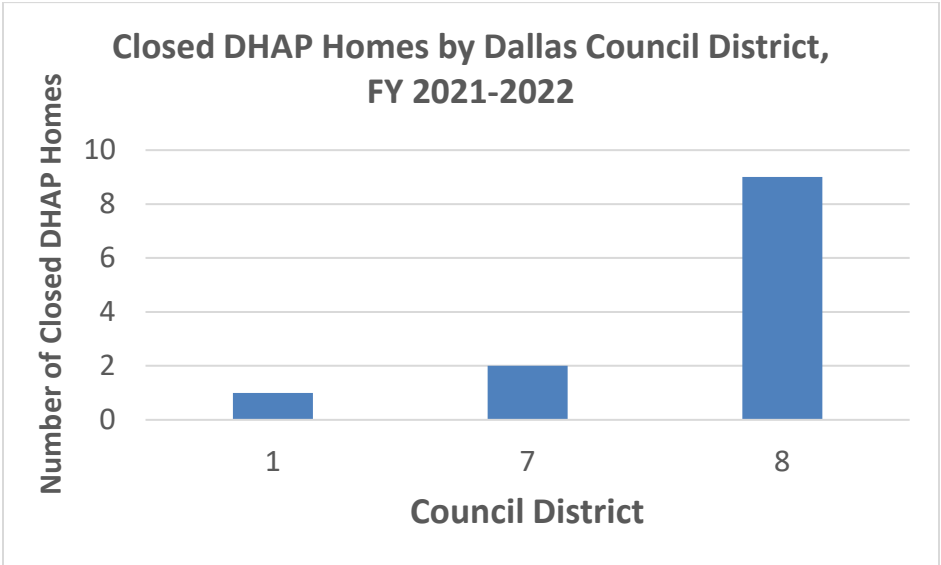


Exhibit 2: DHAP Homes Closed by Dallas Council District as of May 2022

**Housing Building Permits**


In May 2022, Dallas issued new construction permits on 508 new housing units for a total of 6,346 new units in FY 2021-2022. This fiscal year to date, 1,594 units supported by Housing have received a permit, meaning that more than 25% of housing units permitted in Dallas so far this year have received support from the City.

<b>Exhibit 3: Highlights of Housing Programs in May 2022</b>		
<b>Program</b>	<b>Number</b>	<b>Notes</b>
<b>Development</b>		
NOFA	300 units	Approved by City Council in May 2022
Land Bank	105 lots	Acquisition
Land Bank	1 home 3 homes	Received building permit Completed construction
Land Transfer	1 home	Received building permit
<b>Repair</b>		
HIPP	3 homes 4 homes	Agreements signed Units repaired
West Dallas	3 homes 7 homes	Applicants qualified Agreements signed
HHLR	1 home	Applicant qualified
DTF	3 homes	Households qualified

DATE June 27, 2022  
SUBJECT **Department of Housing Performance Measure Update**

	1 home 5 homes	Agreement signed Units repaired
ARPA	7 homes	Applications received Launch of program in May 2022
<b>Other</b>		
DHAP	8 homes	Prequalified
Building Permits	508 units	Residential units permitted

Should you have any questions or require any additional information, please contact me or David Noguera, Director, Department of Housing & Neighborhood Revitalization at [David.Noguera@Dallas.gov](mailto:David.Noguera@Dallas.gov) or 214-670-3619.



Majed A. Al-Ghafry, P.E.  
Assistant City Manager

Attachments:  
City Council-Approved Development Pipeline  
Home Repair Pipeline  
Homebuyer Assistance Pipeline

- c: T.C. Broadnax, City Manager  
Chris Caso, City Attorney  
Mark Swann, City Auditor  
Biliera Johnson, City Secretary  
Preston Robinson, Administrative Judge  
Kimberly Bizer Tolbert, Deputy City Manager  
Jon Fortune, Deputy City Manager
- M. Elizabeth (Liz) Cedillo-Pereira, Assistant City Manager  
Robert Perez, Assistant City Manager  
Carl Simpson, Assistant City Manager  
M. Elizabeth Reich, Chief Financial Officer  
Genesis D. Gavino, Chief of Staff to the City Manager  
Directors and Assistant Directors

Phase	Project	Council District	Developer	City Involvement	Financial Structure	Property Address	Development Cost	Reserved Units	Market Units	Total # of Units
<b>Completed</b>	Palladium Redbird	8	Palladium	DHFC, HOU, MIHDB	4% Tax Credit	7202 South Westmoreland Road	\$ 60,806,749	210	90	300
	Darby Knox District	14	Alliance	MIHDB	MIHDB Zoning	4444 Cole Ave	NA	34	299	333
	Aster at Uptown	14	Toll Brothers	MIHDB	MIHDB Zoning	3611 Congress	NA	9	261	270
	Land Bank Program	4	Hedgestone Investments	DHADC	Private	4744 Burma Road	\$ 195,000	1	0	1
	Land Bank Program	7	Confia Homes	DHADC	Private	4002 Marshall Drive	\$ 185,000	1	0	1
	Land Bank Program	7	Confia Homes	DHADC	Private	2723 Choice Street	\$ 175,000	1	0	1
	Land Bank Program	7	Focis Holdings	DHADC	Private	4535 Frank Street	\$ 170,000	1	0	1
	Land Bank Program	7	Builders of Hope	DHADC	Private	4105 Hamilton Avenue	\$ 180,000	1	0	1
	Land Bank Program	7	Builders of Hope	DHADC	Private	4321 Hamilton Avenue	\$ 180,000	1	0	1
	Land Bank Program	7	Builders of Hope	DHADC	Private	3925 Hamilton Avenue	\$ 170,000	1	0	1
	Land Bank Program	4	Marcer Construction	DHADC	Private	1423 E. Louisiana Avenue	\$ 190,000	1	0	1
	Land Bank Program	4	Marcer Construction	DHADC	Private	2763 Prosperity Avenue	\$ 190,000	1	0	1
	Land Bank Program	4	Marcer Construction	DHADC	Private	1707 Sicily Street	\$ 165,000	1	0	1
	Land Bank Program	7	Marcer Construction	DHADC	Private	2239 Anderson Street	\$ 190,000	1	0	1
	Land Bank Program	7	Marcer Construction	DHADC	Private	2241 Anderson Street	\$ 190,000	1	0	1
	Land Bank Program	7	Marcer Construction	DHADC	Private	3907 Cauthorn Drive	\$ 165,000	1	0	1
	Land Bank Program	7	Marcer Construction	DHADC	Private	3501 Roberts Avenue	\$ 190,000	1	0	1
	Land Bank Program	7	Marcer Construction	DHADC	Private	2331 Starks Avenue	\$ 165,000	1	0	1
							<b>\$ 63,506,749</b>	<b>268</b>	<b>650</b>	<b>918</b>
	<b>Under Construction/ Contract Executed</b>	2400 Bryan	14	Matthews Southwest	DHFC, HOU, OED	9% Tax Credit	2400 Bryan Street	\$ 77,746,799	111	106
Estates at Shiloh (Senior)		9	Generation Housing	DHFC, HOU	4% Tax Credit	2649 Centerville Road	\$ 40,781,976	239	25	264
Ridgecrest Terrace Apartments (Rehab)		3	Steele Properties	DHFC	4% Tax Credit	526 S. Walton Walker Blvd.	\$ 57,361,222	250	0	250
The Ridge at Lancaster		8	LDG Development	DHFC, MIHDB	4% Tax Credit	5995 Crouch Road	\$ 59,560,307	270	30	300
Gateway Oak Cliff		1	St. Margaret, Inc.	DHFC, MIHDB	4% Tax Credit	400 S. Beckley	\$ 47,131,511	184	46	230
Midpark Towers (Rehab)		11	Elizabeth Property Group	DHFC	4% Tax Credit	8550 Midpark Road	\$ 29,255,004	202	0	202
Dallas Stemmons Apartments		6	Palladium	ROS	9% Tax Credit	11070 N. Stemmons Freeway	\$ 20,020,169	87	0	87
Juliette Fowler Residences		2	Juliette Fowler Communities	ROS	9% Tax Credit	South Fulton Str and Eastside Ave	\$ 23,483,750	144	0	144
Villas @ Western Heights		6	MREC Companies	ROS, CRP, OED	9% Tax Credit	1515 Fort Worth Avenue	\$ 32,888,449	104	26	130
The Oaks		1	DHA/VOA	RONO, HOU	4% Tax Credit	630 S. Llewellyn Ave	\$ 44,053,609	243	17	260
Meadowbrook Apartments		8	LDG Development	DHFC/RONO, MIHDB	4% Tax Credit	15251 Seagoville Road	\$ 42,195,523	162	18	180
Westmoreland Station		3	Generation Housing	DHFC, HOU	4% Tax Credit	2700 S. Westmoreland Road	\$ 51,561,000	223	25	248
West Dallas - Scattered Sites		6	Builders of Hope	NOFA	Single Family	Scattered Sites	\$ 3,879,663	20	0	20
Cedar Crest		4	Confia Homes	NOFA	Single Family	Scattered Sites	\$ 3,600,000	19	0	19
Five Mile		8	Notre Dame Place Inc	NOFA	Single Family	Scattered Sites	\$ 20,965,000	86	0	86
Jeffries Meyers #1/ #3		7	Dallas Housing Foundation	NOFA	Single Family	Scattered Sites	\$ 6,367,368	34	0	34
Jeffries Meyers #2		7	Texas Community Builders	NOFA	Single Family	Scattered Sites	\$ 2,380,852	11	0	11
The Bottoms - Golden S.E.E.D.S		4	Golden S.E.E.D.S	NOFA	Single Family	Scattered Sites	\$ 4,821,423	22	0	22
St Jude - Park Central		11	Catholic Housing Initiative	NOFA	PSH	8102 LBJ Freeway	\$ 15,050,000	180	0	180
Ideal/Joppa		7	Dallas Habitat for Humanity	NOFA	Single Family	Scattered Sites	\$ 7,129,217	33	0	33
Lenox Oak Lawn		2	Oden Hughes	MIHDB	MIHDB Zoning	2929 Oak Lawn	NA	12	273	285
Provident McKinney (Vidorra)		14	Provident Realty	MIHDB	MIHDB Zoning	4700 McKinney	NA	20	178	198
9343/9353 Garland Road		9	Slate Properties	MIHDB	MIHDB Zoning	9343 Garland Road BU1 & BU2	NA	11	208	219
Capitol Flats		2	Larkspur Capital	MIHDB	MIHDB Zoning	5215 Capitol	NA	3	57	60
5050 Keeneland Project		3	AHS Residential	MIHDB	MIHDB Zoning	5050 Keeneland Pkwy	NA	17	319	336
Enclave Frankford		12	Integrated Real Estate Group	MIHDB	MIHDB Zoning	3301 Pres George Bush Tpk	NA	27	353	380
Modera Trinity		6	Mill Creek	MIHDB	MIHDB Zoning	2350 N Beckley Ave	NA	10	194	204
Alexan Arts III		2	Trammell Crow Residential	MIHDB	MIHDB By Right	5088 Ross & 1601 N Henderson	NA	46	340	386
Land Transfer Program		7	Beharry Homes	HOU, PW	Private	4503 Electra Street	\$ 175,000	0	1	1
Land Transfer Program		7	Beharry Homes	HOU, PW	Private	4712 Baldwin Street	\$ 175,000	0	1	1
Land Transfer Program		7	Beharry Homes	HOU, PW	Private	2818 Le Clerc Avenue	\$ 175,000	0	1	1
Land Transfer Program		7	Beharry Homes	HOU, PW	Private	4006 Carpenter Avenue	\$ 175,000	0	1	1
Land Transfer Program		7	Beharry Homes	HOU, PW	Private	4007 Carpenter Avenue	\$ 175,000	0	1	1
Land Transfer Program		7	Beharry Homes	HOU, PW	Private	4229 Carpenter Avenue	\$ 159,000	1	0	1
Land Transfer Program		7	Beharry Homes	HOU, PW	Private	4233 Carpenter Avenue	\$ 159,000	1	0	1
Land Transfer Program		7	Beharry Homes	HOU, PW	Private	3817 Pine Street	\$ 159,000	1	0	1
Land Transfer Program		4	Black Island	HOU, PW	Private	2969 Cummings Street	\$ 180,000	0	1	1
Land Transfer Program		4	Black Island	HOU, PW	Private	4207 Opal Avenue	\$ 158,000	1	0	1
Land Transfer Program		7	CTE Homes	HOU, PW	Private	2473 Wells Street	\$ 160,000	0	1	1
Land Transfer Program		7	CTE Homes	HOU, PW	Private	2517 Wells Street	\$ 160,000	0	1	1
Land Transfer Program		7	CTE Homes	HOU, PW	Private	3435 Beall Street	\$ 160,000	0	1	1
Land Transfer Program		7	CTE Homes	HOU, PW	Private	3411 Detonte Street	\$ 160,000	0	1	1
Land Transfer Program		7	CTE Homes	HOU, PW	Private	3315 Detonte Street	\$ 145,000	1	0	1
Land Transfer Program		7	CTE Homes	HOU, PW	Private	4822 Owenwood Avenue	\$ 145,000	1	0	1
Land Transfer Program		7	CTE Homes	HOU, PW	Private	4609 Silver Avenue	\$ 145,000	1	0	1
Land Bank Program		7	Dallas Area Habitat	DHADC	Private	4744 Burma Road	\$ 180,000	1	0	1
Land Bank Program		7	Dallas Area Habitat	DHADC	Private	4726 Burma Road	\$ 180,000	1	0	1
Land Bank Program		7	Dallas Area Habitat	DHADC	Private	4636 Cherbourg Street	\$ 180,000	1	0	1
Land Bank Program		7	Dallas Area Habitat	DHADC	Private	4538 Cherbourg Street	\$ 180,000	1	0	1

Phase	Project	Council District	Developer	City Involvement	Financial Structure	Property Address	Development Cost	Reserved Units	Market Units	Total # of Units
	Land Bank Program	7	Dallas Area Habitat	DHADC	Private	4534 Cherbourg Street	\$ 180,000	1	0	1
	Land Bank Program	7	Dallas Area Habitat	DHADC	Private	4820 Zealand Street	\$ 180,000	1	0	1
	Land Bank Program	7	Dallas Area Habitat	DHADC	Private	7903 Trojan Street	\$ 180,000	1	0	1
	Land Bank Program	4	Hedgestone Investments	DHADC	Private	1116 Brock Street	\$ 195,000	1	0	1
	Land Bank Program	7	Confia Homes	DHADC	Private	2711 Rochester Street	\$ 185,000	1	0	1
	Land Bank Program	7	Confia Homes	DHADC	Private	4103 Marshall Drive	\$ 185,000	1	0	1
	Land Bank Program	7	Confia Homes	DHADC	Private	2726 Valentine Street	\$ 175,000	1	0	1
	Land Bank Program	7	Confia Homes	DHADC	Private	2926 Valentine Street	\$ 175,000	1	0	1
	Land Bank Program	7	Focis Holdings	DHADC	Private	4711 Frank Street	\$ 170,000	1	0	1
	Land Bank Program	7	Focis Holdings	DHADC	Private	2538 Starks Avenue	\$ 170,000	1	0	1
	Land Bank Program	6	Builders of Hope	DHADC	Private	2020 Morris Street	\$ 170,000	1	0	1
	Land Bank Program	7	Builders of Hope	DHADC	Private	3425 Pondrom Street	\$ 180,000	1	0	1
	Land Bank Program	7	Open Mindframe Ventures	DHADC	Private	4010 Roberts Avenue	\$ 180,000	1	0	1
	Land Bank Program	7	Focis Holdings	DHADC	Private	3807 Frank Street	\$ 170,000	1	0	1
	Land Bank Program	7	Focis Holdings	DHADC	Private	4806 Silver Avenue	\$ 185,000	1	0	1
							<b>\$ 596,397,842</b>	<b>2,796</b>	<b>2,225</b>	<b>5,021</b>
<b>Prelim Inducement/ Council Approved</b>	parcHAUS	8	Provident Realty Advisors	DHFC/RONO	4% Tax Credit	9101 Old Hickory Trail	\$ 84,545,786	291	33	324
	Ash Creek	7	DevCo	DHFC/RONO	4% Tax Credit	2605 John West Rd	\$ 54,892,942	280	0	280
	Estelle Village	8	Community Preservation Partners	DHFC/RONO	4% Tax Credit	5969 Highland Drive	\$ 73,453,904	291	0	291
	Parmore Univ. Hills (Senior)	3	JPI	RONO	4% Tax Credit	University Hills & Camp Wisdom	\$ 43,480,458	200	0	200
	Terrace at Southern Oaks	4	LDG Development	DHFC/RONO/NOFA, MIHDB	Conventional MF	3300 Southern Oaks Blvd.	\$ 60,538,517	151	149	300
	Jaipur Lofts	2	Saigebrook	ROS	9% Tax Credit	2203 N. Fitzhugh & 2102 Annex Ave.	\$ 28,214,074	71	0	71
	Blakely, The	2	Saigebrook	ROS	9% Tax Credit	1607 Carrol Ave. & 1407 Garrett Ave.	\$ 28,292,888	86	6	92
	Cypress Creek at Montfort	11	Sycamore Strategies	ROS	9% Tax Credit	NWC of Montfort & Spring Valley	\$ 44,655,796	116	52	168
	Malcom's Point Scholar House	7	Brinshore & South Fair CDC	ROS, 1,000 UC	9% Tax Credit	3015 Al Lipscomb Way	\$ 27,821,451	68	12	80
	Patriot Pointe at Markville	10	Generation Housing	ROS, DHFC	9% Tax Credit	9222 Markville Road	\$ 44,721,303	100	68	168
	Kiva East	2	Saigebrook	ROS, CRP, MIHDB	9% Tax Credit	4724 East Side Ave.	\$ 21,587,420	71	15	86
	Sadler Circle Senior Apartments	2	Resource Center of Dallas	ROS, CRP	9% Tax Credit	5717 Sadler Circle	\$ 20,416,324	84	0	84
	Skyline at Cedar Crest	4	Brompton CHDO (Houston)	ROS, MIHDB	9% Tax Credit	2720 E. Kiest Blvd.	\$ 22,587,127	87	22	109
	Cypress Creek at Forest Lane	10	Sycamore Strategies	ROS, CRP	9% Tax Credit	11520 N Central Expressway	\$ 47,589,846	107	93	200
	Notre Dame - Bonton Rental	7	Notre Dame Place Inc	NOFA	Single Family	6000 Block of Bexar St.	\$ 3,406,500	21	13	34
	Dolphin Heights	7	EDCO	NOFA	Single Family	Scattered Sites	\$ 1,039,433	5	0	5
	St. Philips Catalyst	7	St Philips	NOFA	Single Family	Scattered Sites	\$ 1,781,815	7	0	7
	Armonia Apts	6	Dallas City Homes	NOFA	Conventional MF	3115 Topeka Ave	\$ 2,857,004	11	4	15
	Greenleaf Lake June	5	Greenleaf Ventures	NOFA	Single Family	NEC Lake June & St. Augustine	\$ 6,317,000	125	0	125
	Mountain Creek Apartments	3	NRP Group	DPFC	Conventional MF	NWC of I-20 & TX-480	\$ 59,246,341	162	162	324
	Oakhouse at Colorado	1	Mintwood Real Estate	DPFC	Conventional MF	900 E. Colorado Blvd.	\$ 48,230,230	113	102	215
	Standard at Royal	6	LDG Development	DPFC	Conventional MF	2737 Royal Lane	\$ 69,245,305	150	150	300
	Standard West Commerce	6	Ojala Partners	DPFC	Conventional MF	1400 West Commerce	\$ 64,763,980	153	147	300
	HighPoint at Wynnewood	1	MVAH Partners	DHFC/RONO	4% Tax Credit	1911 Pratt Street	\$ 46,845,856	220	0	220
	Saint Michael's and All Angels mixed use	13	Episcopal Diocese	MIHDB	MIHDB Zoning	8111 Douglas	NA	NA	NA	NA
	Fairfield Manderville	13	Fairfield	MIHDB	MIHDB Zoning	7735 & 7777 Manderville	NA	36	439	475
	Maple/Kimsey	2	Urban Genesis	MIHDB	MIHDB Zoning	5908 Maple	NA	4	69	73
	Maple/Kimsey	2	Urban Genesis	MIHDB	MIHDB Zoning	5901 Maple Ave	NA	3	56	59
	2811 Maple Ave	14	Crescent	MIHDB	MIHDB Zoning	2811 Maple	NA	6	174	180
	The Lyle	12	Toll Brothers	MIHDB	MIHDB By Right	17727 Addison Rd	NA	17	317	334
	4931 Live Oak et al	2	Conor Commercial	MIHDB	MIHDB By Right	4931 Live Oak et al	NA	33	294	327
	Trammell Crow Knox Street	14	Trammell Crow/High Street Res.	MIHDB	MIHDB Zoning	West quadrant Travis St & Knox St.	NA	TBD	TBD	TBD
	Land Transfer Program	7	Camden Homes	HOU, PW	Private	5914 Carlton Garrett Street	\$ 208,000	0	1	1
	Land Transfer Program	7	Camden Homes	HOU, PW	Private	6302 Carlton Garrett Street	\$ 173,000	1	0	1
	Land Transfer Program	7	Camden Homes	HOU, PW	Private	2334 Bethurum Avenue	\$ 173,000	1	0	1
	Land Transfer Program	7	Camden Homes	HOU, PW	Private	2324 Bethurum Avenue	\$ 208,000	0	1	1
	Land Transfer Program	7	Camden Homes	HOU, PW	Private	2305 Bethurum Avenue	\$ 208,000	0	1	1
	Land Transfer Program	7	Camden Homes	HOU, PW	Private	2334 Dyson Street	\$ 173,000	1	0	1
	Land Transfer Program	7	Camden Homes	HOU, PW	Private	2313 Dyson Street	\$ 173,000	1	0	1
	Land Transfer Program	7	Camden Homes	HOU, PW	Private	2316 Dyson Street	\$ 208,000	0	1	1
	Land Transfer Program	7	Camden Homes	HOU, PW	Private	2517 Lowery Street	\$ 208,000	0	1	1
	Land Transfer Program	7	Camden Homes	HOU, PW	Private	2503 Lowery Street	\$ 208,000	0	1	1
	Land Transfer Program	7	Camden Homes	HOU, PW	Private	2510 Lowery Street	\$ 208,000	0	1	1
	Land Transfer Program	7	Camden Homes	HOU, PW	Private	2504 Lowery Street	\$ 208,000	0	1	1
	Land Transfer Program	7	Camden Homes	HOU, PW	Private	2512 Wells Street	\$ 173,000	1	0	1
	Land Transfer Program	7	Camden Homes	HOU, PW	Private	5007 Malcolm X Boulevard	\$ 208,000	0	1	1
	Land Transfer Program	7	Camden Homes	HOU, PW	Private	5023 Malcolm X Boulevard	\$ 208,000	0	1	1
	Land Transfer Program	7	Camden Homes	HOU, PW	Private	5215 Malcolm X Boulevard	\$ 208,000	0	1	1
	Land Transfer Program	7	Camden Homes	HOU, PW	Private	5031 Malcolm X Boulevard	\$ 208,000	0	1	1
	Land Transfer Program	7	Camden Homes	HOU, PW	Private	5041 Malcolm X Boulevard	\$ 208,000	0	1	1
	Land Transfer Program	7	Camden Homes	HOU, PW	Private	2723 Council Street	\$ 173,000	1	0	1
	Land Transfer Program	7	Camden Homes	HOU, PW	Private	2710 Council Street	\$ 173,000	1	0	1

Phase	Project	Council District	Developer	City Involvement	Financial Structure	Property Address	Development Cost	Reserved Units	Market Units	Total # of Units
	Land Transfer Program	7	Camden Homes	HOU, PW	Private	5107 Echo Avenue	\$ 208,000	0	1	1
	Land Transfer Program	7	Camden Homes	HOU, PW	Private	5122 Echo Avenue	\$ 173,000	1	0	1
	Land Transfer Program	7	Camden Homes	HOU, PW	Private	5018 Echo Avenue	\$ 173,000	1	0	1
	Land Transfer Program	7	Camden Homes	HOU, PW	Private	5015 Echo Avenue	\$ 173,000	1	0	1
	Land Transfer Program	7	Camden Homes	HOU, PW	Private	4930 Echo Avenue	\$ 173,000	1	0	1
	Land Transfer Program	7	Camden Homes	HOU, PW	Private	5102 Marne Street	\$ 173,000	1	0	1
	Land Transfer Program	7	Camden Homes	HOU, PW	Private	5021 Marne Street	\$ 173,000	1	0	1
	Land Transfer Program	7	Camden Homes	HOU, PW	Private	5006 Marne Street	\$ 173,000	1	0	1
	Land Transfer Program	7	Camden Homes	HOU, PW	Private	2815 Marder Street	\$ 173,000	1	0	1
	Land Transfer Program	7	Camden Homes	HOU, PW	Private	2708 Brigham Lane	\$ 208,000	0	1	1
	Land Transfer Program	7	Camden Homes	HOU, PW	Private	2461 Starks Avenue	\$ 173,000	1	0	1
	Land Transfer Program	7	Camden Homes	HOU, PW	Private	2457 Starks Avenue	\$ 173,000	1	0	1
	Land Transfer Program	7	Camden Homes	HOU, PW	Private	2415 Starks Avenue	\$ 208,000	0	1	1
	Land Transfer Program	7	Camden Homes	HOU, PW	Private	2404 Starks Avenue	\$ 208,000	0	1	1
	Land Transfer Program	7	Camden Homes	HOU, PW	Private	2402 Starks Avenue	\$ 173,000	1	0	1
	Land Transfer Program	7	Camden Homes	HOU, PW	Private	2429 Starks Avenue	\$ 208,000	0	1	1
	Land Transfer Program	7	Camden Homes	HOU, PW	Private	2334 Macon Street	\$ 208,000	0	1	1
	Land Transfer Program	7	Camden Homes	HOU, PW	Private	2230 Macon Street	\$ 208,000	0	1	1
	Land Transfer Program	7	Camden Homes	HOU, PW	Private	2254 Macon Street	\$ 208,000	0	1	1
	Land Transfer Program	7	Camden Homes	HOU, PW	Private	2210 Garden Drive	\$ 208,000	0	1	1
	Land Transfer Program	7	Camden Homes	HOU, PW	Private	2246 Garden Drive	\$ 173,000	1	0	1
	Land Transfer Program	7	Camden Homes	HOU, PW	Private	2238 Garden Drive	\$ 208,000	0	1	1
	Land Transfer Program	7	Camden Homes	HOU, PW	Private	2411 Garden Drive	\$ 173,000	1	0	1
	Land Transfer Program	7	Camden Homes	HOU, PW	Private	2407 Garden Drive	\$ 173,000	1	0	1
	Land Transfer Program	7	Camden Homes	HOU, PW	Private	2335 Harding Street	\$ 173,000	1	0	1
	Land Transfer Program	7	Camden Homes	HOU, PW	Private	2700 Lawrence Street	\$ 173,000	1	0	1
	Land Transfer Program	7	Camden Homes	HOU, PW	Private	2227 Lawrence Street	\$ 208,000	0	1	1
	Land Transfer Program	7	Camden Homes	HOU, PW	Private	2218 Lawrence Street	\$ 208,000	0	1	1
	Land Transfer Program	7	Camden Homes	HOU, PW	Private	2318 Lawrence Street	\$ 208,000	0	1	1
	Land Transfer Program	7	Camden Homes	HOU, PW	Private	2410 Lawrence Street	\$ 208,000	0	1	1
	Land Transfer Program	7	Camden Homes	HOU, PW	Private	2530 Lawrence Street	\$ 173,000	1	0	1
	Land Transfer Program	7	Camden Homes	HOU, PW	Private	4930 Crozier Street	\$ 208,000	0	1	1
	Land Transfer Program	7	Camden Homes	HOU, PW	Private	2506 Elsie Faye Heggins Street	\$ 173,000	1	0	1
	Land Transfer Program	2	Camden Homes	HOU, PW	Private	1610 Kinmore Street	\$ 208,000	0	1	1
	Land Transfer Program	2	Camden Homes	HOU, PW	Private	1632 Kinmore Street	\$ 208,000	0	1	1
	Land Transfer Program	2	Camden Homes	HOU, PW	Private	5238 Beeman Avenue	\$ 208,000	0	1	1
	Land Transfer Program	2	Camden Homes	HOU, PW	Private	3239 Reynolds Avenue	\$ 208,000	0	1	1
	Land Transfer Program	8	Camden Homes	HOU, PW	Private	5714 Bon Air Drive	\$ 208,000	0	1	1
	Land Transfer Program	8	Camden Homes	HOU, PW	Private	5662 Bon Air Drive	\$ 208,000	0	1	1
	Land Transfer Program	7	Hedgestone Investments	HOU, PW	Private	4614 Metropolitan Avenue	\$ 215,000	0	1	1
	Land Transfer Program	7	Hedgestone Investments	HOU, PW	Private	4607 Metropolitan Avenue	\$ 215,000	0	1	1
	Land Transfer Program	7	Hedgestone Investments	HOU, PW	Private	4523 Metropolitan Avenue	\$ 215,000	0	1	1
	Land Transfer Program	7	Hedgestone Investments	HOU, PW	Private	4606 Metropolitan Avenue	\$ 215,000	0	1	1
	Land Transfer Program	7	Hedgestone Investments	HOU, PW	Private	4415 Metropolitan Avenue	\$ 215,000	0	1	1
	Land Transfer Program	7	Hedgestone Investments	HOU, PW	Private	4422 Metropolitan Avenue	\$ 215,000	0	1	1
	Land Transfer Program	7	Hedgestone Investments	HOU, PW	Private	4863 Baldwin Street	\$ 184,000	1	0	1
	Land Transfer Program	7	Hedgestone Investments	HOU, PW	Private	4869 Baldwin Street	\$ 184,000	1	0	1
	Land Transfer Program	7	Hedgestone Investments	HOU, PW	Private	4806 Baldwin Street	\$ 215,000	0	1	1
	Land Transfer Program	7	Hedgestone Investments	HOU, PW	Private	4423 Baldwin Street	\$ 184,000	1	0	1
	Land Transfer Program	7	Hedgestone Investments	HOU, PW	Private	4507 Baldwin Street	\$ 184,000	1	0	1
	Land Transfer Program	7	Hedgestone Investments	HOU, PW	Private	4726 Frank Street	\$ 184,000	1	0	1
	Land Transfer Program	7	Hedgestone Investments	HOU, PW	Private	4531 Frank Street	\$ 184,000	1	0	1
	Land Transfer Program	7	Hedgestone Investments	HOU, PW	Private	4606 Frank Street	\$ 184,000	1	0	1
	Land Transfer Program	7	Hedgestone Investments	HOU, PW	Private	4410 Hamilton Avenue	\$ 215,000	0	1	1
	Land Transfer Program	7	Hedgestone Investments	HOU, PW	Private	4343 Hamilton Avenue	\$ 215,000	0	1	1
	Land Transfer Program	7	Hedgestone Investments	HOU, PW	Private	4211 Hamilton Avenue	\$ 184,000	1	0	1
	Land Transfer Program	7	Hedgestone Investments	HOU, PW	Private	4309 Hamilton Avenue	\$ 215,000	0	1	1
	Land Transfer Program	7	Hedgestone Investments	HOU, PW	Private	4318 Hamilton Avenue	\$ 215,000	0	1	1
	Land Transfer Program	7	Hedgestone Investments	HOU, PW	Private	3706 Hamilton Avenue	\$ 184,000	1	0	1
	Land Transfer Program	7	Hedgestone Investments	HOU, PW	Private	2906 Lagow Street	\$ 184,000	1	0	1
	Land Transfer Program	7	Hedgestone Investments	HOU, PW	Private	2814 Lagow Street	\$ 184,000	1	0	1
	Land Transfer Program	7	Hedgestone Investments	HOU, PW	Private	2820 Lagow Street	\$ 184,000	1	0	1
	Land Transfer Program	7	Hedgestone Investments	HOU, PW	Private	2902 Lagow Street	\$ 184,000	1	0	1
	Land Transfer Program	7	Hedgestone Investments	HOU, PW	Private	4346 Jamaica Street	\$ 184,000	1	0	1
	Land Transfer Program	7	Hedgestone Investments	HOU, PW	Private	4406 Jamaica Street	\$ 184,000	1	0	1
	Land Transfer Program	7	Hedgestone Investments	HOU, PW	Private	4431 Jamaica Street	\$ 184,000	1	0	1
	Land Transfer Program	4	Hedgestone Investments	HOU, PW	Private	1611 Hudspeth Avenue	\$ 215,000	0	1	1
	Land Transfer Program	4	Hedgestone Investments	HOU, PW	Private	1607 Hudspeth Avenue	\$ 215,000	0	1	1
	Land Transfer Program	4	Hedgestone Investments	HOU, PW	Private	1714 Hudspeth Avenue	\$ 215,000	0	1	1



Phase	Project	Council District	Developer	City Involvement	Financial Structure	Property Address	Development Cost	Reserved Units	Market Units	Total # of Units
	Land Transfer Program	4	Hedgestone Investments	HOU, PW	Private	1619 E Overton Road	\$ 215,000	0	1	1
	Land Transfer Program	4	Hedgestone Investments	HOU, PW	Private	1607 E Overton Road	\$ 215,000	0	1	1
	Land Transfer Program	4	Hedgestone Investments	HOU, PW	Private	1502 Marfa Avenue	\$ 215,000	0	1	1
	Land Transfer Program	4	Hedgestone Investments	HOU, PW	Private	1527 Marfa Avenue	\$ 215,000	0	1	1
	Land Transfer Program	4	Hedgestone Investments	HOU, PW	Private	1523 Garza Avenue	\$ 215,000	0	1	1
	Land Transfer Program	4	Hedgestone Investments	HOU, PW	Private	1823 Garza Avenue	\$ 215,000	0	1	1
	Land Transfer Program	4	Hedgestone Investments	HOU, PW	Private	4402 Landrum Avenue	\$ 215,000	0	1	1
	Land Transfer Program	4	Hedgestone Investments	HOU, PW	Private	4217 Landrum Avenue	\$ 215,000	0	1	1
	Land Transfer Program	4	Hedgestone Investments	HOU, PW	Private	4221 Landrum Avenue	\$ 215,000	0	1	1
	Land Transfer Program	7	Hedgestone Investments	HOU, PW	Private	2908 Pennsylvania Avenue	\$ 215,000	0	1	1
	Land Transfer Program	7	Hedgestone Investments	HOU, PW	Private	3004 Warren Avenue	\$ 215,000	0	1	1
	Land Transfer Program	7	Hedgestone Investments	HOU, PW	Private	3021 Warren Avenue	\$ 215,000	0	1	1
	Land Transfer Program	7	Hedgestone Investments	HOU, PW	Private	2625 Peabody Avenue	\$ 184,000	1	0	1
	Land Transfer Program	7	Hedgestone Investments	HOU, PW	Private	2627 Peabody Avenue	\$ 184,000	1	0	1
	Land Transfer Program	7	Hedgestone Investments	HOU, PW	Private	1423 Rowan Avenue	\$ 215,000	0	1	1
	Land Transfer Program	7	Hedgestone Investments	HOU, PW	Private	1554 Caldwell Avenue	\$ 184,000	1	0	1
	Land Transfer Program	2	Hedgestone Investments	HOU, PW	Private	1423 Caldwell Avenue	\$ 184,000	1	0	1
	Land Transfer Program	2	Hedgestone Investments	HOU, PW	Private	1217 Caldwell Avenue	\$ 215,000	0	1	1
	Land Transfer Program	2	Hedgestone Investments	HOU, PW	Private	1530 Caldwell Avenue	\$ 184,000	1	0	1
	Land Transfer Program	2	Hedgestone Investments	HOU, PW	Private	4415 Rose Street	\$ 184,000	1	0	1
	Land Transfer Program	4	Marcer Construction	HOU, PW	Private	1502 Hortense Avenue	\$ 225,000	0	1	1
	Land Transfer Program	4	Marcer Construction	HOU, PW	Private	3317 Biglow Drive	\$ 225,000	0	1	1
	Land Transfer Program	7	Marcer Construction	HOU, PW	Private	2727 Maurine F Bailey Way	\$ 194,000	1	0	1
	Land Transfer Program	7	Marcer Construction	HOU, PW	Private	2807 Farragut Street	\$ 194,000	1	0	1
	Land Transfer Program	7	Marcer Construction	HOU, PW	Private	2850 Farragut Street	\$ 194,000	1	0	1
	Land Transfer Program	7	Marcer Construction	HOU, PW	Private	2459 Macon Street	\$ 225,000	0	1	1
	Land Transfer Program	7	Marcer Construction	HOU, PW	Private	2455 Macon Street	\$ 225,000	0	1	1
	Land Transfer Program	7	Marcer Construction	HOU, PW	Private	2303 Starks Avenue	\$ 225,000	0	1	1
	Land Transfer Program	7	Marcer Construction	HOU, PW	Private	2344 Starks Avenue	\$ 225,000	0	1	1
	Land Transfer Program	7	Marcer Construction	HOU, PW	Private	2223 Garden Drive	\$ 194,000	1	0	1
	Land Transfer Program	4	Marcer Construction	HOU, PW	Private	2615 Birdsong Drive	\$ 225,000	0	1	1
	Land Transfer Program	4	Marcer Construction	HOU, PW	Private	1222 Noah Street	\$ 225,000	0	1	1
	Land Transfer Program	4	Marcer Construction	HOU, PW	Private	819 Lambert Street	\$ 225,000	0	1	1
	Land Transfer Program	4	Marcer Construction	HOU, PW	Private	210 Cottonwood Parkway	\$ 225,000	0	1	1
	Land Transfer Program	4	Marcer Construction	HOU, PW	Private	530 Woodbine Avenue	\$ 225,000	0	1	1
	Land Transfer Program	4	Marcer Construction	HOU, PW	Private	612 S Moore Street	\$ 225,000	0	1	1
	Land Transfer Program	7	Marcer Construction	HOU, PW	Private	2819 Troy Street	\$ 194,000	1	0	1
	Land Transfer Program	7	Marcer Construction	HOU, PW	Private	4226 Canal Street	\$ 194,000	1	0	1
	Land Transfer Program	7	Marcer Construction	HOU, PW	Private	4235 Canal Street	\$ 194,000	1	0	1
	Land Transfer Program	7	Marcer Construction	HOU, PW	Private	4233 Canal Street	\$ 194,000	1	0	1
	Land Transfer Program	7	Marcer Construction	HOU, PW	Private	4335 Spring Avenue	\$ 194,000	1	0	1
	Land Transfer Program	7	Marcer Construction	HOU, PW	Private	2719 Frazier Street	\$ 194,000	1	0	1
	Land Transfer Program	7	Marcer Construction	HOU, PW	Private	4230 Carl Street	\$ 225,000	0	1	1
	Land Transfer Program	7	Marcer Construction	HOU, PW	Private	3635 Carl Street	\$ 225,000	0	1	1
	Land Transfer Program	7	Marcer Construction	HOU, PW	Private	3802 Carl Street	\$ 225,000	0	1	1
	Land Transfer Program	7	Marcer Construction	HOU, PW	Private	3642 Carl Street	\$ 194,000	1	0	1
	Land Transfer Program	7	Marcer Construction	HOU, PW	Private	4319 Elsie Faye Heggins Street	\$ 225,000	0	1	1
	Land Transfer Program	4	Marcer Construction	HOU, PW	Private	511 N Moore Street	\$ 194,000	1	0	1
	Land Transfer Program	4	Marcer Construction	HOU, PW	Private	507 N Moore Street	\$ 194,000	1	0	1
	Land Transfer Program	4	Marcer Construction	HOU, PW	Private	511 N Denley Drive	\$ 194,000	1	0	1
	Land Transfer Program	4	Confia Homes	HOU, PW	Private	1356 S Denley Drive	\$ 184,000	1	0	1
	Land Transfer Program	4	Confia Homes	HOU, PW	Private	1806 Morrell Avenue	\$ 244,000	0	1	1
	Land Transfer Program	4	Confia Homes	HOU, PW	Private	2722 E Overton Road	\$ 244,000	0	1	1
	Land Transfer Program	4	Confia Homes	HOU, PW	Private	1619 E Woodin Boulevard	\$ 244,000	0	1	1
	Land Transfer Program	7	Confia Homes	HOU, PW	Private	5504 Bexar Street	\$ 244,000	0	1	1
	Land Transfer Program	7	Confia Homes	HOU, PW	Private	5502 Bexar Street	\$ 244,000	0	1	1
	Land Transfer Program	7	Confia Homes	HOU, PW	Private	2604 Brigham Lane	\$ 244,000	0	1	1
	Land Transfer Program	7	Confia Homes	HOU, PW	Private	2718 Council Street	\$ 244,000	0	1	1
	Land Transfer Program	7	Confia Homes	HOU, PW	Private	2424 Garden Drive	\$ 184,000	1	0	1
	Land Transfer Program	7	Confia Homes	HOU, PW	Private	2425 Garden Drive	\$ 184,000	1	0	1
	Land Transfer Program	7	Confia Homes	HOU, PW	Private	2615 Hooper Street	\$ 184,000	1	0	1
	Land Transfer Program	7	Confia Homes	HOU, PW	Private	2726 Lawrence Street	\$ 184,000	1	0	1
	Land Transfer Program	7	Confia Homes	HOU, PW	Private	5006 Linder Avenue	\$ 244,000	0	1	1
	Land Transfer Program	7	Confia Homes	HOU, PW	Private	5002 Linder Avenue	\$ 244,000	0	1	1
	Land Transfer Program	7	Confia Homes	HOU, PW	Private	2711 Maurine F Bailey Way	\$ 244,000	0	1	1
	Land Transfer Program	7	Confia Homes	HOU, PW	Private	7735 Brownsville Avenue	\$ 244,000	0	1	1
	Land Transfer Program	7	Confia Homes	HOU, PW	Private	7736 Brownsville Avenue	\$ 184,000	1	0	1
	Land Transfer Program	7	Confia Homes	HOU, PW	Private	7721 Brownsville Avenue	\$ 184,000	1	0	1
	Land Transfer Program	7	Confia Homes	HOU, PW	Private	4549 Cherbourg Street	\$ 184,000	1	0	1

Phase	Project	Council District	Developer	City Involvement	Financial Structure	Property Address	Development Cost	Reserved Units	Market Units	Total # of Units
	Land Transfer Program	7	Confia Homes	HOU, PW	Private	4632 Corregidor Street	\$ 244,000	0	1	1
	Land Transfer Program	7	Confia Homes	HOU, PW	Private	7944 Hull Avenue	\$ 184,000	1	0	1
	Land Transfer Program	7	Confia Homes	HOU, PW	Private	7935 Hull Avenue	\$ 184,000	0	1	1
	Land Transfer Program	7	Confia Homes	HOU, PW	Private	4720 Stokes Street	\$ 184,000	0	1	1
	Land Transfer Program	7	Confia Homes	HOU, PW	Private	4331 Copeland Avenue	\$ 184,000	1	0	1
	Land Transfer Program	7	Confia Homes	HOU, PW	Private	4518 Jamaica Street	\$ 184,000	0	1	1
	Land Transfer Program	7	Confia Homes	HOU, PW	Private	4226 York Street	\$ 184,000	1	0	1
	Land Transfer Program	7	Confia Homes	HOU, PW	Private	2245 Anderson Street	\$ 184,000	1	0	1
	Land Transfer Program	7	Confia Homes	HOU, PW	Private	5814 Carlton Garrett Street	\$ 184,000	1	0	1
	Land Transfer Program	7	Confia Homes	HOU, PW	Private	2732 Keeler Street	\$ 184,000	0	1	1
	Land Transfer Program	7	Titan & Associates	HOU, PW	Private	3331 Beall Street	\$ 205,000	1	0	1
	Land Transfer Program	7	Titan & Associates	HOU, PW	Private	3322 Beall Street	\$ 205,000	1	0	1
	Land Transfer Program	7	Titan & Associates	HOU, PW	Private	3327 Beall Street	\$ 205,000	1	0	1
	Land Transfer Program	7	Titan & Associates	HOU, PW	Private	3310 Detonte Street	\$ 205,000	1	0	1
	Land Transfer Program	7	Titan & Associates	HOU, PW	Private	4714 Dolphin Road	\$ 215,000	0	1	1
	Land Transfer Program	4	Titan & Associates	HOU, PW	Private	1522 E Ann Arbor Avenue	\$ 215,000	0	1	1
	Land Transfer Program	4	Titan & Associates	HOU, PW	Private	1506 Presidio Avenue	\$ 215,000	0	1	1
	Land Transfer Program	4	Titan & Associates	HOU, PW	Private	1403 Maywood Avenue	\$ 215,000	0	1	1
	Land Transfer Program	4	Titan & Associates	HOU, PW	Private	2524 Marjorie Avenue	\$ 215,000	0	1	1
	Land Transfer Program	4	Titan & Associates	HOU, PW	Private	2436 Hudspeth Avenue	\$ 215,000	0	1	1
	Land Transfer Program	4	KH Solutions	HOU, PW	Private	426 Bonnie View Road	\$ 215,000	0	1	1
	Land Transfer Program	4	KH Solutions	HOU, PW	Private	1204 Claude Street	\$ 215,000	0	1	1
	Land Transfer Program	4	KH Solutions	HOU, PW	Private	216 Landis Street	\$ 215,000	0	1	1
	Land Transfer Program	4	KH Solutions	HOU, PW	Private	112 N Cliff Street	\$ 215,000	0	1	1
	Land Transfer Program	4	KH Solutions	HOU, PW	Private	623 Woodbine Avenue	\$ 215,000	0	1	1
	Land Transfer Program	7	KH Solutions	HOU, PW	Private	4210 Copeland Avenue	\$ 215,000	0	1	1
	Land Transfer Program	7	KH Solutions	HOU, PW	Private	4227 Copeland Avenue	\$ 215,000	0	1	1
	Land Transfer Program	7	KH Solutions	HOU, PW	Private	4302 Copeland Avenue	\$ 206,000	1	0	1
	Land Transfer Program	7	KH Solutions	HOU, PW	Private	4302 Marshall Street	\$ 206,000	1	0	1
	Land Transfer Program	7	KH Solutions	HOU, PW	Private	4335 Marshall Street	\$ 206,000	1	0	1
	Land Transfer Program	7	KH Solutions	HOU, PW	Private	4615 Canal Street	\$ 206,000	1	0	1
	Land Transfer Program	7	Affluency Homes	HOU, PW	Private	2453 Starks Ave	\$ 218,500	1	0	1
	Land Transfer Program	7	Affluency Homes	HOU, PW	Private	2412 Starks Ave	\$ 218,500	1	0	1
	Land Transfer Program	7	Affluency Homes	HOU, PW	Private	5012 Marne Street	\$ 218,500	1	0	1
	Land Transfer Program	7	Affluency Homes	HOU, PW	Private	5039 Marne Street	\$ 218,500	1	0	1
	Land Transfer Program	7	Affluency Homes	HOU, PW	Private	2338 Macon Street	\$ 218,500	1	0	1
	Land Transfer Program	7	Affluency Homes	HOU, PW	Private	2510 Hooper Street	\$ 218,500	1	0	1
	Land Transfer Program	7	Affluency Homes	HOU, PW	Private	1916 J B Jackson Jr Blvd	\$ 218,500	1	0	1
	Land Transfer Program	7	Affluency Homes	HOU, PW	Private	3723 Kenilworth Street	\$ 218,500	1	0	1
	Land Transfer Program	7	Affluency Homes	HOU, PW	Private	3504 Roberts Avenue	\$ 190,500	0	1	1
	Land Transfer Program	7	Affluency Homes	HOU, PW	Private	2215 Stoneman Street	\$ 190,500	0	1	1
	Land Transfer Program	7	Affluency Homes	HOU, PW	Private	2643 Tanner Street	\$ 190,500	0	1	1
	Land Transfer Program	7	Affluency Homes	HOU, PW	Private	3814 Atlanta Street	\$ 190,500	0	1	1
	Land Transfer Program	4	Affluency Homes	HOU, PW	Private	1242 E Ohio Ave	\$ 190,500	0	1	1
	Land Transfer Program	4	Affluency Homes	HOU, PW	Private	3723 Opal Avenue	\$ 190,500	0	1	1
	Land Transfer Program	4	Affluency Homes	HOU, PW	Private	4234 Opal Avenue	\$ 190,500	0	1	1
							<b>\$ 947,888,800</b>	<b>3,159</b>	<b>2,491</b>	<b>5,650</b>

Department of Housing and Neighborhood Revitalization

Status	Program	Council District	Contractor	Funding Source	Repair Cost	Remaining Funds	Number of Units	AMI	Age
Completed FY 21-22	DTF	District 7	REKJ Builders, LLC	DTF	\$ 19,521	\$ -	1	27%	88
	DTF	District 4	REKJ Builders, LLC	DTF	\$ 17,940	\$ -	1	16%	60
	DTF	District 4	REKJ Builders, LLC	DTF	\$ 19,928	\$ -	1	25%	61
	DTF	District 3	REKJ Builders, LLC	DTF	\$ 19,450	\$ 19,450	1	27%	66
	DTF	District 5	REKJ Builders, LLC	DTF	\$ 19,930	\$ -	1	65%	63
	DTF	0	REKJ Builders, LLC	DTF	\$ 19,370	\$ 19,370	1	55%	44
	DTF	District 4	REKJ Builders, LLC	DTF	\$ 20,000	\$ 20,000	1	60%	69
	DTF	District 5	REKJ Builders, LLC	DTF	\$ 10,675	\$ -	1	28%	60
	DTF	District 4	REKJ Builders, LLC	DTF	\$ 19,798	\$ -	1	33%	82
	DTF	District 4	REKJ Builders, LLC	DTF	\$ 20,000	\$ -	1	31%	64
	DTF	District 7	REKJ Builders, LLC	DTF	\$ 5,575	\$ -	1	20%	72
	HIPP	District 1	ANGEL AC & REFRIGERATION	CDBG	\$ 48,685	\$ -	1	62%	33
	HIPP	District 4	Scott-King Group, LLC	CDBG	\$ 49,999	\$ -	1	53%	60
	HIPP	District 8	Scott-King Group, LLC	CDBG	\$ 44,749	\$ 12,034	1	16%	67
	HIPP	District 7	Torres Construction	CDBG	\$ 47,632	\$ -	1	17%	81
	HIPP	District 5	J A Construction	CDBG	\$ 19,780	\$ -	1	48%	66
	HIPP	District 2	Torres Construction	CDBG	\$ 49,921	\$ -	1	45%	67
	HIPP	District 6	Scott-King Group, LLC	CDBG	\$ 49,399	\$ -	1	56%	42
	HIPP	District 9	ANGEL AC & REFRIGERATION, J A	CDBG	\$ 47,620	\$ -	1	53%	64
	HIPP	District 9	REKJ Builders, LLC	CDBG	\$ 49,900	\$ -	1	27%	68
	HIPP	District 7	Symone Construction Services, LLC	CDBG	\$ 160,000	\$ -	1	24%	60
	HIPP	District 4	Ever Green Constructions LLC	CDBG	\$ 49,991	\$ -	1	30%	61
	HIPP	District 6	Hinton Services LLC	CDBG	\$ 34,676	\$ 21,513	1	59%	52
	HIPP	District 6	Torres Construction	CDBG	\$ 43,226	\$ -	1	67%	48
	HIPP	District 3	Ever Green Constructions LLC	CDBG	\$ 49,990	\$ -	1	48%	62
	HIPP	District 3	Scott-King Group, LLC	CDBG	\$ 49,999	\$ -	1	57%	82
	HIPP	District 9	Torres Construction	CDBG	\$ 45,607	\$ -	1	19%	77
	HIPP	District 6	Symone Construction Services, LLC	CDBG	\$ 152,783	\$ -	1	37%	63
	HIPP	District 6	Symone Construction Services, LLC	CDBG	\$ 159,999	\$ 16,000	1	20%	90
	HIPP	District 4	Dallas Finest Construction LLC	CDBG	\$ 49,910	\$ 20,210	1	23%	94
	HIPP	District 4	J A Construction	CDBG	\$ 49,950	\$ -	1	23%	65
	HIPP	District 3	Legacy RED Group	CDBG	\$ 28,763	\$ -	1	22%	60
	HIPP	District 7	Ever Green Constructions LLC	CDBG	\$ 49,960	\$ 4,996	1	20%	61
	HIPP	District 8	Legacy RED Group	CDBG	\$ 41,053	\$ 41,053	1	61%	38
	HIPP	District 8	Scott-King Group, LLC	CDBG	\$ 29,750	\$ 4,500	1	39%	58
	West Dallas	District 6	MIKO trucking	Equity Fund	\$ 9,900	\$ -	1	59%	51
	West Dallas	District 6	MIKO trucking	Equity Fund	\$ 8,500	\$ -	1	75%	33
	West Dallas	District 6	MIKO trucking	Equity Fund	\$ 9,985	\$ -	1	25%	35
	West Dallas	District 6	MIKO trucking	Equity Fund	\$ 9,885	\$ -	1	23%	72
	West Dallas	District 6	MIKO trucking	Equity Fund	\$ 9,675	\$ -	1	32%	65
	West Dallas	District 6	MIKO trucking	Equity Fund	\$ 9,980	\$ -	1	55%	63
	West Dallas	District 6	MIKO trucking	Equity Fund	\$ 9,600	\$ -	1	50%	68
	West Dallas	District 6	MIKO trucking	Equity Fund	\$ 9,940	\$ -	1	75%	33
	West Dallas	District 6	MIKO trucking	Equity Fund	\$ 9,895	\$ 9,895	1	51%	41

Department of Housing and Neighborhood Revitalization

Status	Program	Council District	Contractor	Funding Source	Repair Cost	Remaining Funds	Number of Units	AMI	Age
	West Dallas	District 6	MIKO trucking	Equity Fund	\$ 8,700	\$ -	1	9%	62
	West Dallas	District 6	MIKO trucking	Equity Fund	\$ 9,650	\$ -	1	67%	69
	West Dallas	District 6	MIKO trucking	Equity Fund	\$ 4,935	\$ -	1	71%	28
	West Dallas	District 6	MIKO trucking	Equity Fund	\$ 9,700	\$ -	1	32%	57
					<b>\$ 1,715,872</b>	<b>\$ 189,020</b>	<b>48</b>	<b>40%</b>	<b>61</b>
<b>Under Construction</b>	DTF	District 5	REKJ Builders, LLC	DTF	\$ 19,990	\$ 19,990	1	49%	74
	DTF	District 8	REKJ Builders, LLC	DTF	\$ 14,280	\$ 14,280	1	33%	74
	DTF	District 5	REKJ Builders, LLC	DTF	\$ -	\$ -	1	76%	75
	DTF	District 5	REKJ Builders, LLC	DTF	\$ 17,735	\$ 17,735	1	29%	85
	DTF	District 7	REKJ Builders, LLC	DTF	\$ 19,963	\$ 19,963	1	27%	59
	DTF	District 4	REKJ Builders, LLC	DTF	\$ 19,798	\$ -	1	33%	82
	DTF	District 5	REKJ Builders, LLC	DTF	\$ 19,325	\$ 19,325	1	71%	55
	DTF	District 8	REKJ Builders, LLC	DTF	\$ 19,650	\$ 19,650	1	45%	72
	DTF	District 11	REKJ Builders, LLC	DTF	\$ 5,260	\$ 5,260	1	11%	47
	HIPP	District 5	ANGEL AC & REFRIGERATION	CDBG	\$ 39,775	\$ 39,775	1	38%	79
	HIPP	District 5	ANGEL AC & REFRIGERATION	CDBG	\$ 55,975	\$ 55,975	1	49%	68
	HIPP	District 5	Torres Construction	CDBG	\$ 30,258	\$ 30,258	1	84%	1
	HIPP	District 2	ANGEL AC & REFRIGERATION	CDBG	\$ 63,599	\$ 63,599	1	25%	79
	HIPP	District 9	Torres Construction	CDBG	\$ 26,009	\$ 26,009	1	89%	69
	HIPP	District 2	Torres Construction	CDBG	\$ 59,945	\$ 59,945	1	66%	30
	HIPP	District 4	Torres Construction	CDBG	\$ 54,914	\$ 54,914	1	17%	63
	HIPP	District 4	Opportunity Construction, LLC	CDBG	\$ 157,450	\$ 90,840	1	32%	85
	HIPP	District 7	Opportunity Construction, LLC	CDBG	\$ 154,450	\$ 133,840	1	33%	72
	HIPP	District 4	Opportunity Construction, LLC	CDBG	\$ 154,450	\$ 90,540	1	26%	84
	HIPP	District 8	Torres Construction,Legacy RED Gro	CDBG	\$ 29,593	\$ 29,593	1	21%	71
	HIPP	District 4	DFW Renovation Solutions	CDBG	\$ 157,000	\$ 142,150	1	12%	52
	HIPP	District 8	Opportunity Construction, LLC	CDBG	\$ 154,450	\$ 154,450	1	40%	90
	HIPP	District 1	Torres Construction,J A Construction	CDBG	\$ 44,323	\$ 44,323	1	59%	38
	HIPP	District 4	Symone Construction Services, LLC	CDBG	\$ 164,800	\$ 164,800	1	46%	62
	HIPP	District 5	Torres Construction,J A Construction	CDBG	\$ 49,779	\$ 49,779	1	66%	81
	HIPP	District 9	Torres Construction	CDBG	\$ 49,915	\$ 49,915	1	47%	71
	HIPP	District 14	Scott-King Group, LLC	CDBG	\$ 49,350	\$ 10,020	1	74%	48
	HIPP	District 5	Scott-King Group, LLC,Agape Contrac	CDBG	\$ 49,999	\$ 49,999	1	42%	76
	HIPP	District 4	Symone Construction Services, LLC	CDBG	\$ 160,000	\$ 143,832	1	16%	46
	HIPP	District 8	Titan & Associates Construction, LLC	CDBG	\$ 49,999	\$ 13,145	1	69%	61
	HIPP	District 3	ANGEL AC & REFRIGERATION	CDBG	\$ 43,430	\$ 43,430	1	44%	67
	HIPP	District 7	Symone Construction Services, LLC	CDBG	\$ 160,000	\$ 67,480	1	15%	61
	HIPP	District 7	Symone Construction Services, LLC	CDBG	\$ 160,000	\$ 143,832	1	21%	77
	HIPP	District 7	ANGEL AC & REFRIGERATION	CDBG	\$ 43,545	\$ 43,545	1	79%	57
	HIPP	District 7	Torres Construction	CDBG	\$ 37,407	\$ 37,407	1	63%	44
	HIPP	District 10	Scott-King Group, LLC	CDBG	\$ 49,110	\$ 35,745	1	40%	70
	HIPP	District 9	ANGEL AC & REFRIGERATION	CDBG	\$ 41,003	\$ 41,003	1	37%	78
	HIPP	District 7	Opportunity Construction, LLC	CDBG	\$ 156,415	\$ 26,644	1	27%	70

Department of Housing and Neighborhood Revitalization

Status	Program	Council District	Contractor	Funding Source	Repair Cost	Remaining Funds	Number of Units	AMI	Age
	HIPP	District 7	DFW Renovation Solutions	CDBG	\$ 158,900	\$ 144,050	1	36%	94
	HIPP	District 4	Opportunity Construction, LLC	CDBG	\$ 158,540	\$ 28,657	1	28%	67
	HIPP	District 6	Opportunity Construction, LLC	CDBG	\$ 158,540	\$ 93,891	1	17%	63
	HIPP	District 6	Opportunity Construction, LLC	CDBG	\$ 156,040	\$ 137,118	1	17%	76
	HIPP	District 8	REKJ Builders, LLC,Opportunity Cons	CDBG	\$ 160,000	\$ 139,278	1	74%	77
	HIPP	District 6	Opportunity Construction, LLC	CDBG	\$ 158,240	\$ 25,477	1	26%	78
	HIPP	District 7	DFW Renovation Solutions	CDBG	\$ 147,000	\$ 132,150	1	34%	68
	HIPP	District 4	Opportunity Construction, LLC	CDBG	\$ 152,130	\$ 24,866	1	47%	59
	HIPP	District 4	Opportunity Construction, LLC	CDBG	\$ 157,950	\$ 25,448	1	26%	77
	HIPP	District 7	Opportunity Construction, LLC	CDBG	\$ 159,999	\$ 115,156	1	26%	82
	West Dallas	District 6	MIKO trucking	Equity Fund	\$ 7,205	\$ 7,205	1	46%	60
	West Dallas	District 6	MIKO trucking	Equity Fund	\$ 7,780	\$ 7,780	1	54%	78
	West Dallas	District 6	MIKO trucking	Equity Fund	\$ 9,940	\$ 9,940	1	18%	80
	West Dallas	District 6	MIKO trucking	Equity Fund	\$ 9,875	\$ 9,875	1	23%	66
	West Dallas	District 6	MIKO trucking	Equity Fund	\$ 7,990	\$ 7,990	1	56%	60
	West Dallas	District 6	MIKO trucking	Equity Fund	\$ 7,370	\$ 7,370	1	47%	56
	West Dallas	District 6	MIKO trucking	Equity Fund	\$ 9,950	\$ 9,950	1	26%	47
	West Dallas	District 6	MIKO trucking	Equity Fund	\$ 10,000	\$ 10,000	1	19%	57
	West Dallas	District 6	MIKO trucking	Equity Fund	\$ 10,000	\$ 10,000	1	14%	69
	West Dallas	District 6	MIKO trucking	Equity Fund	\$ 5,225	\$ 5,225	1	19%	55
	West Dallas	District 6	MIKO trucking	Equity Fund	\$ -	\$ -	1	21%	67
	West Dallas	District 6	MIKO trucking	Equity Fund	\$ 9,885	\$ 9,885	1	44%	43
	West Dallas	District 6	MIKO trucking	Equity Fund	\$ 9,785	\$ 9,785	1	29%	68
	West Dallas	District 6	MIKO trucking	Equity Fund	\$ 3,620	\$ 3,620	1	24%	62
	West Dallas	District 6	MIKO trucking	Equity Fund	\$ 9,865	\$ 9,865	1	40%	51
	West Dallas	District 6	MIKO trucking	Equity Fund	\$ 9,970	\$ 9,970	1	54%	57
	West Dallas	District 6	MIKO trucking	Equity Fund	\$ 9,975	\$ 9,975	1	18%	65
	West Dallas	District 6	MIKO trucking	Equity Fund	\$ -	\$ -	1	23%	38
	West Dallas	District 6	MIKO trucking	Equity Fund	\$ 9,790	\$ 9,790	1	32%	84
	West Dallas	District 6	MIKO trucking	Equity Fund	\$ 8,553	\$ 8,553	1	22%	80
	West Dallas	District 6	MIKO trucking	Equity Fund	\$ 9,875	\$ 9,875	1	62%	79
					<b>\$ 4,316,934</b>	<b>\$ 3,085,730</b>	<b>69</b>	<b>39%</b>	<b>66</b>
<b>Preconstruction</b>	ARPA (Joppa)	District 7		ARPA	\$ -	\$ -	1		78
	ARPA (Joppa)	District 7		ARPA	\$ -	\$ -	1		67
	ARPA (Joppa)	District 7		ARPA	\$ -	\$ -	1		66
	ARPA (10th)	District 4		ARPA	\$ -	\$ -	1	77%	62
	ARPA (10th)	District 4		ARPA	\$ -	\$ -	1	32%	76
	ARPA (10th)	District 4		ARPA	\$ -	\$ -	1	93%	66
	ARPA (10th)	District 4		ARPA	\$ -	\$ -	1	39%	97
	ARPA (10th)	District 4		ARPA	\$ -	\$ -	1	85%	63
	ARPA (10th)	District 4		ARPA	\$ -	\$ -	1	129%	54
	ARPA (10th)	District 4		ARPA	\$ -	\$ -	1		59
	DTF	District 7		DTF	\$ -	\$ -	1	2%	65

Department of Housing and Neighborhood Revitalization

Status	Program	Council District	Contractor	Funding Source	Repair Cost	Remaining Funds	Number of Units	AMI	Age
DTF		District 13		DTF	\$ -	\$ -	1	18%	63
DTF		District 7		DTF	\$ -	\$ -	1		58
DTF		District 7		DTF	\$ -	\$ -	1	34%	57
DTF		District 7		DTF	\$ -	\$ -	1	36%	51
DTF		District 2		DTF	\$ -	\$ -	1	21%	72
DTF		District 7		DTF	\$ -	\$ -	1	78%	66
DTF		District 7	REKJ Builders, LLC	DTF	\$ 11,800	\$ 11,800	1	25%	75
DTF		District 5		DTF	\$ -	\$ -	1	14%	70
DTF		District 4		DTF	\$ -	\$ -	1	46%	67
DTF		District 7	REKJ Builders, LLC	DTF	\$ 19,865	\$ 19,865	1	36%	73
DTF		District 7		DTF	\$ -	\$ -	1	31%	69
DTF		District 7	REKJ Builders, LLC	DTF	\$ -	\$ -	1		55
DTF		District 7		DTF	\$ -	\$ -	1	12%	54
DTF		District 7		DTF	\$ -	\$ -	1	28%	79
DTF		District 3		DTF	\$ -	\$ -	1	21%	79
DTF		District 12		DTF	\$ -	\$ -	1	9%	69
DTF		District 7		DTF	\$ -	\$ -	1	66%	54
DTF		District 5		DTF	\$ -	\$ -	1	41%	64
DTF		District 5	REKJ Builders, LLC	DTF	\$ 4,030	\$ 4,030	1	29%	76
DTF		District 7		DTF	\$ -	\$ -	1	26%	57
DTF		District 3		DTF	\$ -	\$ -	1	73%	49
DTF		District 7		DTF	\$ -	\$ -	1	16%	58
DTF		District 7		DTF	\$ -	\$ -	1	17%	44
DTF		District 7		DTF	\$ -	\$ -	1	36%	71
DTF		District 7		DTF	\$ -	\$ -	1	19%	63
DTF		District 6		DTF	\$ -	\$ -	1	49%	70
HIPP		District 6		CDBG	\$ -	\$ -	1	62%	59
HIPP		District 8	Titan & Associates Construction, LLC	CDBG	\$ 57,700	\$ 57,700	1	26%	82
HIPP		District 5	Torres Construction	CDBG	\$ 54,349	\$ 54,349	1	67%	59
HIPP		District 7	Opportunity Construction, LLC	CDBG	\$ 173,175	\$ 173,175	1	55%	94
HIPP		District 7	ANGEL AC & REFRIGERATION	CDBG	\$ 58,189	\$ 58,189	1	70%	51
HIPP		District 7	Opportunity Construction, LLC	CDBG	\$ 173,175	\$ 173,175	1	16%	
HIPP		District 14	ANGEL AC & REFRIGERATION	CDBG	\$ 59,920	\$ 59,920	1	81%	46
HIPP		District 2	Titan & Associates Construction, LLC	CDBG	\$ 56,100	\$ 56,100	1	42%	59
HIPP		District 6	Titan & Associates Construction, LLC	CDBG	\$ 58,850	\$ 58,850	1	25%	69
HIPP		District 4		CDBG	\$ -	\$ -	1	48%	64
HIPP		District 4	NCN Constructions LLC	CDBG	\$ 59,793	\$ 59,793	1	18%	68
HIPP		District 8	Torres Construction	CDBG	\$ 56,182	\$ 56,182	1	30%	76
HIPP		District 2	NCN Constructions LLC	CDBG	\$ 59,650	\$ 59,650	1	65%	49
HIPP		District 4		CDBG	\$ -	\$ -	1	25%	73
HIPP		District 7	Titan & Associates Construction, LLC	CDBG	\$ 51,000	\$ 51,000	1	43%	66
HIPP		District 4	ANGEL AC & REFRIGERATION	CDBG	\$ 48,005	\$ 48,005	1	16%	65
HIPP		District 6		CDBG	\$ -	\$ -	1	21%	82
HIPP		District 5	Dallas Finest Construction LLC	CDBG	\$ 58,825	\$ 58,825	1	66%	71

Department of Housing and Neighborhood Revitalization

Status	Program	Council District	Contractor	Funding Source	Repair Cost	Remaining Funds	Number of Units	AMI	Age
HIPP		District 5	Scott-King Group, LLC	CDBG	\$ 58,500	\$ 58,500	1	22%	72
HIPP		District 7		CDBG	\$ -	\$ -	1	72%	69
HIPP		District 5	Torres Construction	CDBG	\$ 26,472	\$ 26,472	1	71%	66
HIPP		District 7		CDBG	\$ -	\$ -	1	15%	58
HIPP		District 2		CDBG	\$ -	\$ -	1	18%	65
HIPP		District 5	ANGEL AC & REFRIGERATION	CDBG	\$ 30,460	\$ 30,460	1	33%	69
HIPP		District 5		CDBG	\$ -	\$ -	1	24%	83
HIPP		District 5		CDBG	\$ -	\$ -	1	32%	68
HIPP		District 7	NCN Constructions LLC	CDBG	\$ 59,909	\$ 59,909	1	56%	75
HIPP		District 4	ANGEL AC & REFRIGERATION	CDBG	\$ 60,435	\$ 60,435	1	25%	77
HIPP		District 8	Titan & Associates Construction, LLC	CDBG	\$ 35,900	\$ 35,900	1	54%	60
HIPP		District 4	Dallas Finest Construction LLC	CDBG	\$ 48,855	\$ 48,855	1	53%	75
HIPP		District 1	Scott-King Group, LLC	CDBG	\$ 59,455	\$ 59,455	1	24%	82
HIPP		District 3	Torres Construction	CDBG	\$ 58,621	\$ 58,621	1	39%	79
HIPP		District 7	Dallas Finest Construction LLC	CDBG	\$ 57,990	\$ 57,990	1	32%	66
HIPP		District 5	ANGEL AC & REFRIGERATION	CDBG	\$ 37,425	\$ 37,425	1	26%	66
HIPP		District 9	Dallas Finest Construction LLC	CDBG	\$ 23,000	\$ 23,000	1	57%	69
HIPP		District 6	Scott-King Group, LLC	CDBG	\$ 55,656	\$ 55,656	1	10%	58
HIPP		District 5	ANGEL AC & REFRIGERATION	CDBG	\$ 28,513	\$ 28,513	1	64%	62
HIPP		District 9	Torres Construction	CDBG	\$ 51,682	\$ 51,682	1	35%	50
HIPP		District 12	Scott-King Group, LLC	CDBG	\$ 39,300	\$ 39,300	1	71%	73
HIPP		District 13	REKJ Builders, LLC	CDBG	\$ 48,050	\$ 48,050	1	58%	78
HIPP		District 5	Symone Construction Services, LLC	CDBG	\$ 169,114	\$ 169,114	1	13%	71
Lead		District 6		Lead	\$ -	\$ -	1	52%	59
Lead		District 3		Lead	\$ -	\$ -	1	25%	48
Lead		District 1		Lead	\$ -	\$ -	1	23%	47
Lead		District 2		Lead	\$ -	\$ -	1	1%	52
Lead		District 1		Lead	\$ -	\$ -	1		68
Lead		District 7		Lead	\$ -	\$ -	1	50%	26
Lead		District 4		Lead	\$ -	\$ -	1	20%	70
Lead		District 4		Lead	\$ -	\$ -	1		
Lead		District 6		Lead	\$ -	\$ -	1	69%	28
Lead		District 4		Lead	\$ -	\$ -	1		53
West Dallas		District 6		Equity Fund	\$ -	\$ -	1	21%	81
West Dallas		District 6		Equity Fund	\$ -	\$ -	1	27%	55
West Dallas		District 6		Equity Fund	\$ -	\$ -	1	21%	75
West Dallas		District 6		Equity Fund	\$ -	\$ -	1	37%	44
West Dallas		District 6		Equity Fund	\$ -	\$ -	1	25%	60
West Dallas		District 6		Equity Fund	\$ -	\$ -	1	63%	60
West Dallas		District 6	MIKO trucking	Equity Fund	\$ 9,953	\$ 9,953	1	74%	49
West Dallas		District 6		Equity Fund	\$ -	\$ -	1	31%	53
West Dallas		District 6		Equity Fund	\$ -	\$ -	1	25%	69
West Dallas		District 6		Equity Fund	\$ -	\$ -	1	69%	53
West Dallas		District 6		Equity Fund	\$ -	\$ -	1	18%	74

Department of Housing and Neighborhood Revitalization

Status	Program	Council District	Contractor	Funding Source	Repair Cost	Remaining Funds	Number of Units	AMI	Age
	West Dallas	District 6		Equity Fund	\$ -	\$ -	1	32%	50
	West Dallas	District 6		Equity Fund	\$ -	\$ -	1	16%	55
	West Dallas	District 6		Equity Fund	\$ -	\$ -	1	32%	74
	West Dallas	District 6		Equity Fund	\$ -	\$ -	1	32%	71
	West Dallas	District 6		Equity Fund	\$ -	\$ -	1	36%	63
	West Dallas	District 6		Equity Fund	\$ -	\$ -	1	21%	78
	West Dallas	District 6		Equity Fund	\$ -	\$ -	1	28%	62
	West Dallas	District 6		Equity Fund	\$ -	\$ -	1	42%	81
	West Dallas	District 6		Equity Fund	\$ -	\$ -	1	27%	47
	West Dallas	District 6		Equity Fund	\$ -	\$ -	1		2
	West Dallas	District 6		Equity Fund	\$ -	\$ -	1	21%	67
	West Dallas	District 6	MIKO trucking	Equity Fund	\$ -	\$ -	1	34%	71
	West Dallas	District 6		Equity Fund	\$ -	\$ -	1	67%	77
	West Dallas	District 4		Equity Fund	\$ -	\$ -	1	18%	68
	West Dallas	District 6		Equity Fund	\$ -	\$ -	1	70%	58
	West Dallas	District 6		Equity Fund	\$ -	\$ -	1	28%	51
	West Dallas	District 6		Equity Fund	\$ -	\$ -	1	37%	44
	West Dallas	District 6		Equity Fund	\$ -	\$ -	1	24%	85
	West Dallas	District 6		Equity Fund	\$ -	\$ -	1	32%	61
	West Dallas	District 6		Equity Fund	\$ -	\$ -	1	24%	63
	West Dallas	District 6		Equity Fund	\$ -	\$ -	1	40%	69
	West Dallas	District 6		Equity Fund	\$ -	\$ -	1	69%	59
	West Dallas	District 6	MIKO trucking	Equity Fund	\$ -	\$ -	1	28%	65
	West Dallas	District 6		Equity Fund	\$ -	\$ -	1	28%	80
	West Dallas	District 6		Equity Fund	\$ -	\$ -	1	56%	45
	West Dallas	District 6		Equity Fund	\$ -	\$ -	1	17%	67
	West Dallas	District 6		Equity Fund	\$ -	\$ -	1	40%	65
	West Dallas	District 6		Equity Fund	\$ -	\$ -	1	28%	72
	West Dallas	District 6		Equity Fund	\$ -	\$ -	1	28%	75
	West Dallas	District 6		Equity Fund	\$ -	\$ -	1	63%	65
	West Dallas	District 6		Equity Fund	\$ -	\$ -	1	58%	70
					<b>\$ 2,019,897</b>	<b>\$ 2,019,897</b>	<b>130</b>	<b>39%</b>	<b>64</b>



Phase	City Involvement	Council District	Primary Lender	Funding Source	Sales Price	City Assistance	AMI	Age	Households Served
Closed FY 21-22	DHAP	1	Everett financial Inc dba Supreme Ler	CDBG, HOME	\$ 145,000	\$ 30,000	71.18%	33	1
	DHAP	8	Gold Financial	CDBG, HOME	\$ 215,000	\$ 40,000	73.57%	35	1
	DHAP	8	Origin Bank Home Lending	CDBG, HOME	\$ 205,000	\$ 40,000	72.94%	24	1
	DHAP	8	Origin Bank Home Lending	CDBG, HOME	\$ 185,000	\$ 40,000	66.92%	28	1
	DHAP	7	Gold Financial Services	CDBG, HOME	\$ 170,000	\$ 40,000	65.72%	57	1
	DHAP	8	Origin Bank Home Lending	CDBG, HOME	\$ 225,000	\$ 40,000	74.38%	25	1
	DHAP	8	Origin Bank Home Lending	CDBG, HOME	\$ 205,000	\$ 40,000	62.17%	34	1
	DHAP	8	Origin Bank Home Lending	CDBG, HOME	\$ 215,000	\$ 40,000	62.41%	31	1
	DHAP	8	Homeside Financial LLC	CDBG, HOME	\$ 215,000	\$ 15,800	76.35%	45	1
	DHAP	8	Cadence Bank (BancorpSouth)	CDBG, HOME	\$ 230,000	\$ 40,000	72.01%	33	1
	DHAP	8	Origin Bank Home Lending	CDBG, HOME	\$ 215,000	\$ 40,000	60.28%	38	1
	DHAP	7	Inwood National Bank	CDBG, HOME	\$ 225,000	\$ 37,986	61.54%	40	1
						<b>\$ 204,167</b>	<b>\$ 443,786</b>	<b>68%</b>	<b>35</b>
Prequalified	DHAP				\$ -	\$ -	74.54%	34	1
	DHAP		Fairway Independent Mortgage Corporation		\$ -	\$ -	78.19%	52	1
	DHAP		Bank of America		\$ -	\$ -	67.49%	40	1
	DHAP		AmCap Mortgage dba Gold Financial Services		\$ -	\$ -	67.18%	2	1
	DHAP		Paramount Residential Mortgage Group, Inc.		\$ -	\$ -	63.77%	50	1
	DHAP				\$ -	\$ -	60.14%	30	1
	DHAP		Town Square Mortgage & Investments, LLC		\$ -	\$ -	63.66%	27	1
	DHAP				\$ -	\$ -	64.33%	27	1
	DHAP				\$ -	\$ -	72.28%	38	1
	DHAP		Gold Financial		\$ -	\$ -	74.78%	42	1
	DHAP		Amegy Bank		\$ -	\$ -	73.45%	32	1
	DHAP				\$ -	\$ -	67.91%	28	1
	DHAP, Targeted Occupation				\$ -	\$ -	108.53%	34	1
	DHAP				\$ -	\$ -	74.48%	40	1
	DHAP	Dallas	loanDepot		\$ 195,000	\$ -	65.59%	44	1
	DHAP				\$ -	\$ -	56.92%	31	1
	DHAP		Simmons Bank		\$ -	\$ -	78.01%	48	1
	DHAP				\$ -	\$ -	75.96%	58	1
	DHAP		Southwest Funding		\$ -	\$ -	66.12%	48	1
	DHAP				\$ -	\$ -	65.99%	25	1
	DHAP				\$ -	\$ -	71.49%	27	1
	DHAP				\$ -	\$ -	52.73%	54	1
	DHAP		Martha Vega Soledad		\$ 200,000	\$ -	47.28%	30	1
	DHAP, Targeted Occupation				\$ -	\$ -	83.04%	42	1
	DHAP		AMCAP DBA Gold Financial		\$ 180,000	\$ -	50.36%	29	1
	DHAP				\$ -	\$ -	60.80%	49	1
	DHAP				\$ -	\$ -	76.93%	57	1
	DHAP				\$ -	\$ -	72.10%	30	1
	DHAP				\$ -	\$ -	60.80%	36	1
	DHAP		Chase Bank		\$ -	\$ -	68.35%	31	1
	DHAP, Targeted Occupation				\$ -	\$ -	63.06%	35	1
	DHAP, Targeted Occupation				\$ -	\$ -	90.78%	34	1
	DHAP				\$ -	\$ -	65.46%	46	1
DHAP				\$ -	\$ -	70.82%	27	1	
					<b>\$ 16,912</b>	<b>\$ -</b>	<b>69%</b>	<b>37</b>	<b>34</b>