



2023-2024 RELAUNCH SUMMARY

Defining “Shared Dockless Vehicles”



- ▶ Motor-assisted scooters or electric bicycles available in the public right-of-way for members of the public to rent.
- ▶ “Dockless” signifies that vehicles do not require fixed “stations” for riders to start or end rides.
- ▶ Used for short point-to-point trips to commute, connect to public transit, visit local businesses, and more.

City Code Regulations vs Program Rules



- ▶ **City Code Sec. 9.1 and Sec. 28.41.1.1**
 - Establishes traffic and parking regulations riders of bicycles, electric bicycles, motor-assisted scooters and similar devices, whether privately owned and rented.

- ▶ **City Code Chapter 43, Article X**
 - Establishes the Shared Dockless Vehicle Permit and makes it illegal to operate a shared dockless vehicle service without a permit.
 - Gives the director of the department overseeing program authority to develop rules, and it establishes rules adoption and appeals process. Allows the director to limit the number of devices and operators.

- ▶ **Shared Dockless Vehicle Program Rules (Changes Proposed)**
 - Establishes specific rules for the Permit Program and specific rules that operators must adhere to.

Relaunch Summary



- ▷ “Soft launch” of dockless vehicles occurred on 5/24/23.
- ▷ Official relaunch of dockless vehicles occurred on 5/31/23.
- ▷ Permitted companies were Lime, Bird, and Superpedestrian.
- ▷ Each operator was permitted to deploy 500 vehicles.
- ▷ Operators have not met current qualifications for fleet increases.
- ▷ Superpedestrian has filed for bankruptcy and ceased operations as of 12/31/2023.
- ▷ Program Rules and deployment allowances were not amended for Bird or Lime with the departure of Superpedestrian.
- ▷ Applications for 2024-2025 operating permits opened 4/3/24 and will close 4/22/24.
- ▷ 2024-2025 operating permits will take effect on 5/24/24.

2023-2024 Ridership



Total Rides (6/1/23-3/31/24):

- ▷ 294,584 Trips
- ▷ 327,945 Miles

Average Trip:

- ▷ 1.13 Miles
- ▷ 14.5 Minutes

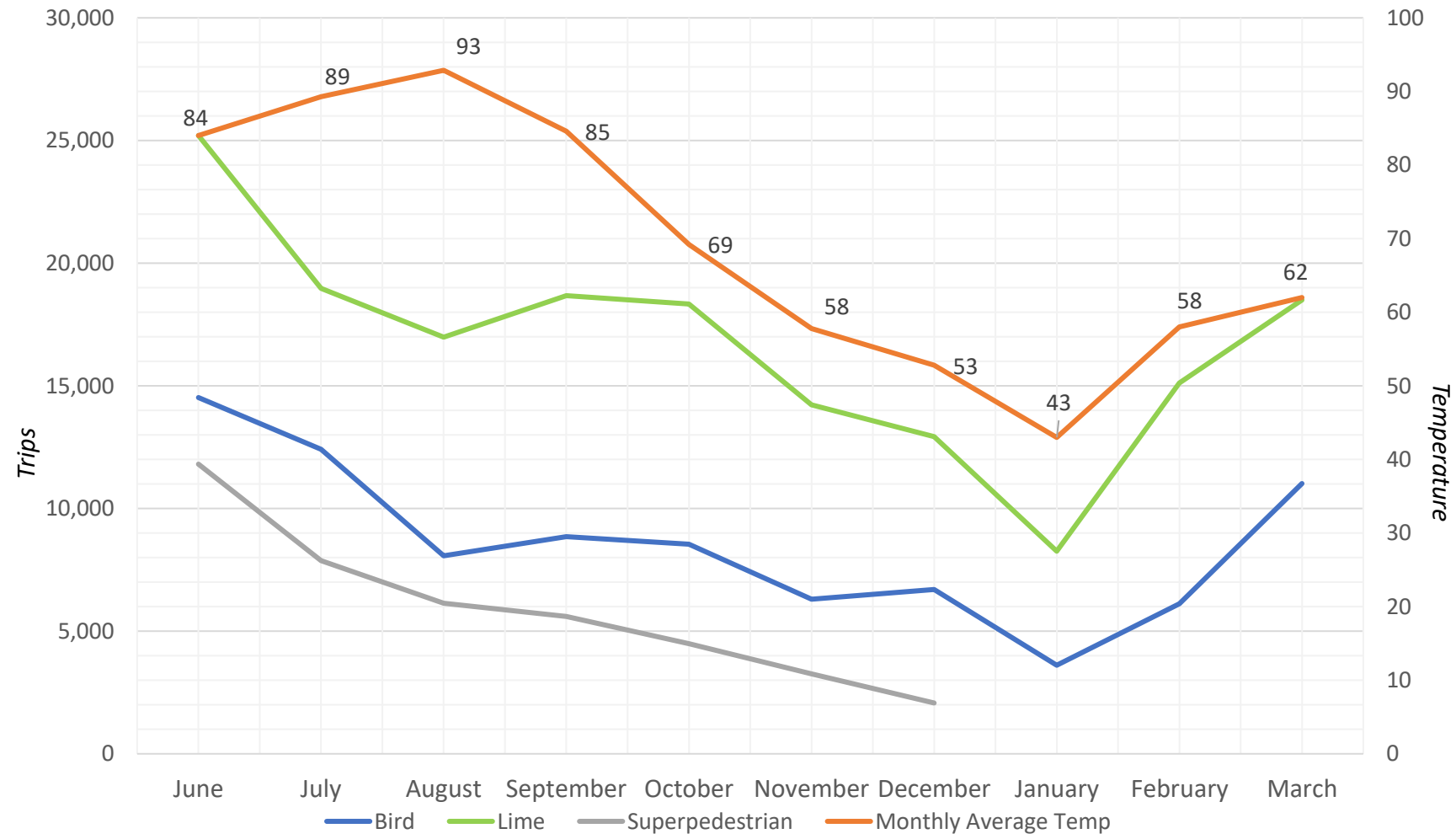
Highest Ridership:

- ▷ June 2023
- ▷ Average Temperature: 84 Degrees*

Lowest Ridership:

- ▷ January 2024
- ▷ Average Temperature: 43 Degrees*

Rides By Month and Average Monthly Temperature* (6/1/23-3/31/24)



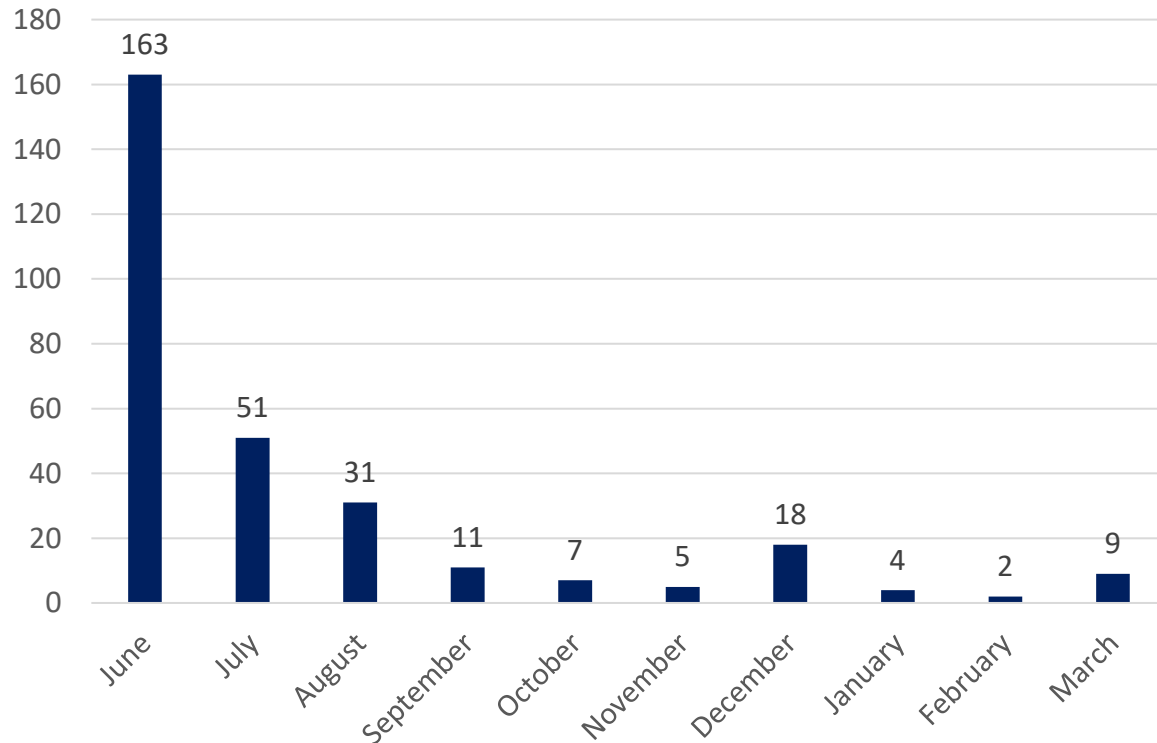
*Source: National Weather Service DFW Monthly and Annual Average Temperatures

2023-2024 Compliance

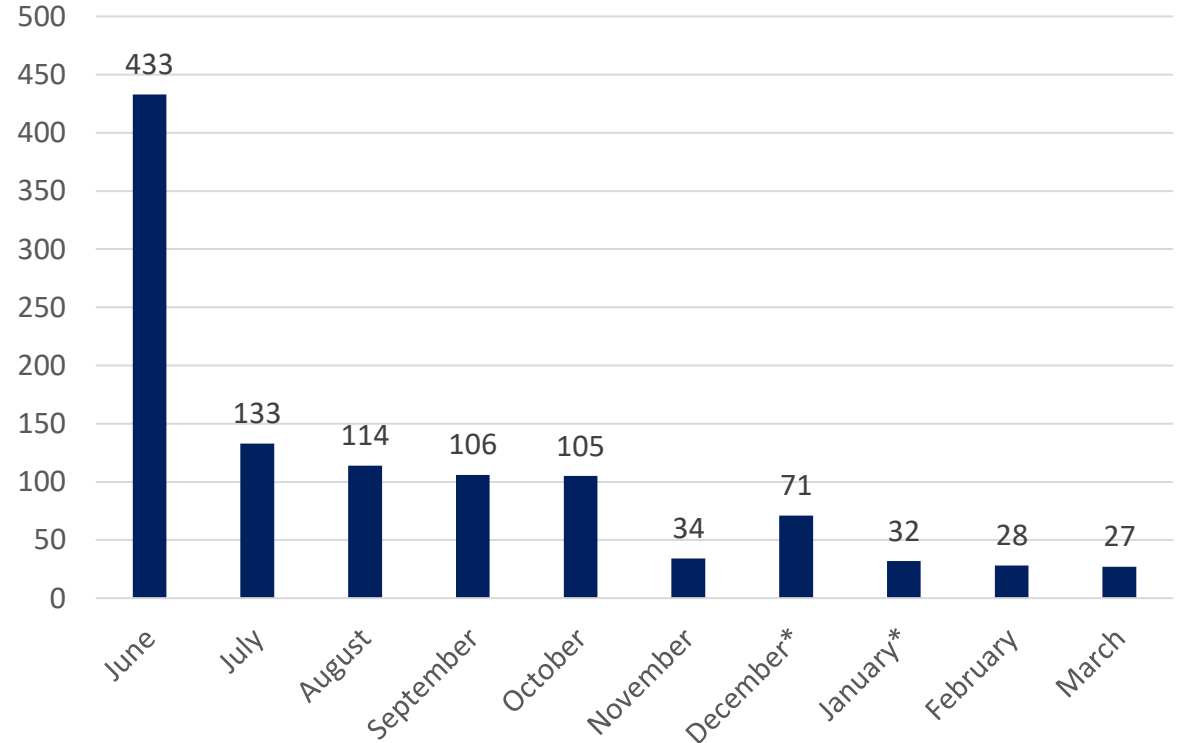


- A formal warning letter was sent to all operators in July 2023.
- Compliance has continued to improve with Bird and Lime.

Curfew, Vehicle Cap, Central Dallas Rebalance, and Equity Zone Deployment Violations by Month



311 Submissions by Month



*A 311 reporting outage affected submission counts from about 12/20 to 1/10 6

2023-2024 Fees



- ▶ Per-ride fees have generated \$62,522.60 between relaunch and 3/31/24 (\$0.20/ride).
 - ▶ Funds used for parking corral installation, data vendor, and staff costs.
- ▶ Eight parking corrals have been installed in Downtown and Deep Ellum since program relaunch.
- ▶ Staff is working with key stakeholders to install more corrals within the city.

