

Dallas Vision Zero Action Plan

Survey #1 (Summer 2021) Results

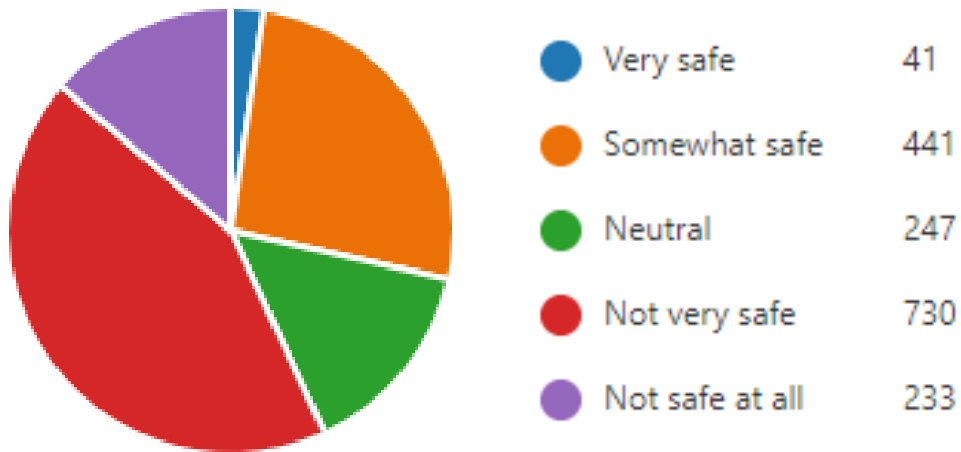


Survey Overview

- An online survey and interactive comment map were open from June 9 through August 16.
- The purpose was to get input from a wide variety of Dallas residents in order to better understand real and perceived safety issues in the city.
- 1,692 responses were received to the survey, and the interactive map had 281 comments.

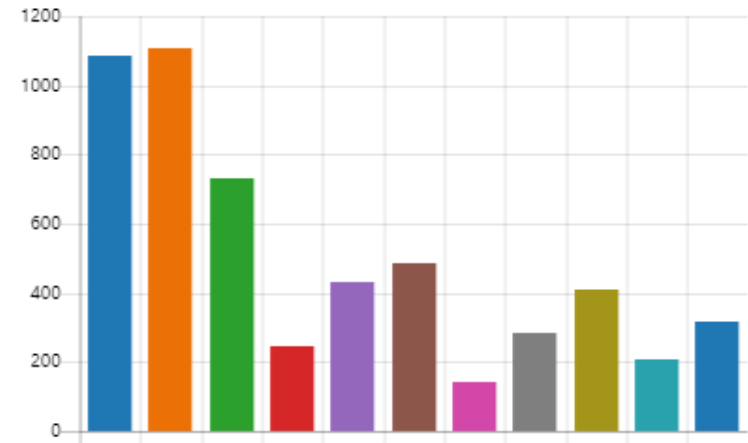
Survey Responses

Q1. With traffic safety in mind, in general, how safe do you think it is to travel on Dallas streets?



57% of people do not feel safe traveling in Dallas.

Q2. What do you think are the top three challenges to moving safely around Dallas?



● Distracted drivers	1083	● Difficulty crossing the street	141
● People driving too fast	1109	● Drivers not yielding to pedestr...	284
● People running red lights or st...	733	● People being unpredictable	407
● Confusing streets	246	● Not enough bike facilities	205
● Poor or blocked views at inter...	432	● Other	314
● Lack of sidewalks or comforta...	485		

Survey Responses (cont.)

Q2. What do you think are the top three challenges to moving safely around Dallas?

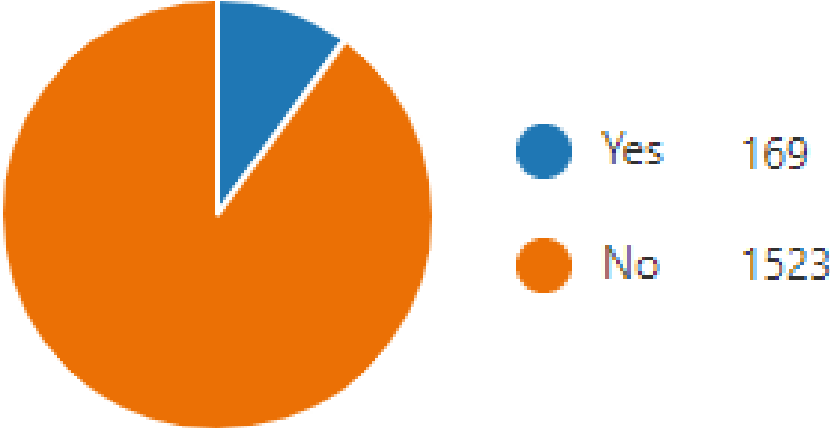
Response	Number Selected
People driving too fast	1109
Distracted drivers	1083
People running red lights or stop signs	733
Lack of sidewalks or comfortable sidewalks	485
Poor or blocked views at intersections or driveways	432
People being unpredictable	407
Drivers not yielding to pedestrians	284
Confusing streets	246
Not enough bike facilities	205
Difficulty crossing the street	141
Other	314

The 314 “Other” responses were coded into themes. The number (N) of comments categorized under each theme is shown below:

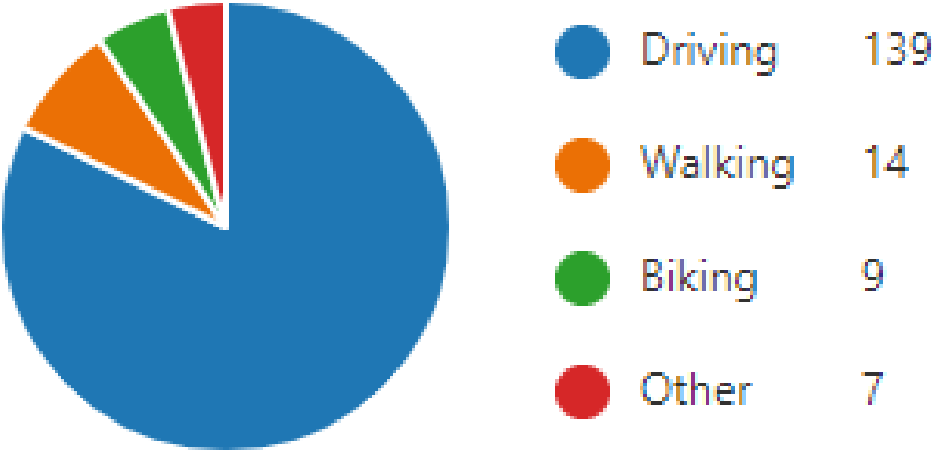
- Poor road quality (N=66)
- Construction (N=38)
- Speeding or Aggressive Driving (N=34)
- Pavement marking visibility (N=21)
- Lack of enforcement (N=20)
- Driver unfamiliarity with rules of the road; or unlicensed (N=17)
- Traffic signal issues (N=17)
- Unclear or insufficient signage or markings (N=16)
- Distracted drivers (N=15)
- Confusing highways or issues with highway merging (N=15)
- Street Racing (N=14)
- Lack of pedestrian infrastructure (N=12)

Survey Responses (cont.)

Q3. Have you been seriously injured in a traffic collision in Dallas?



Q4. Were you walking, biking, or driving when you were seriously injured?



Survey Responses (cont.)

Q5. What primary factor contributed to the crash in which you were seriously injured?



Survey Responses (cont.)

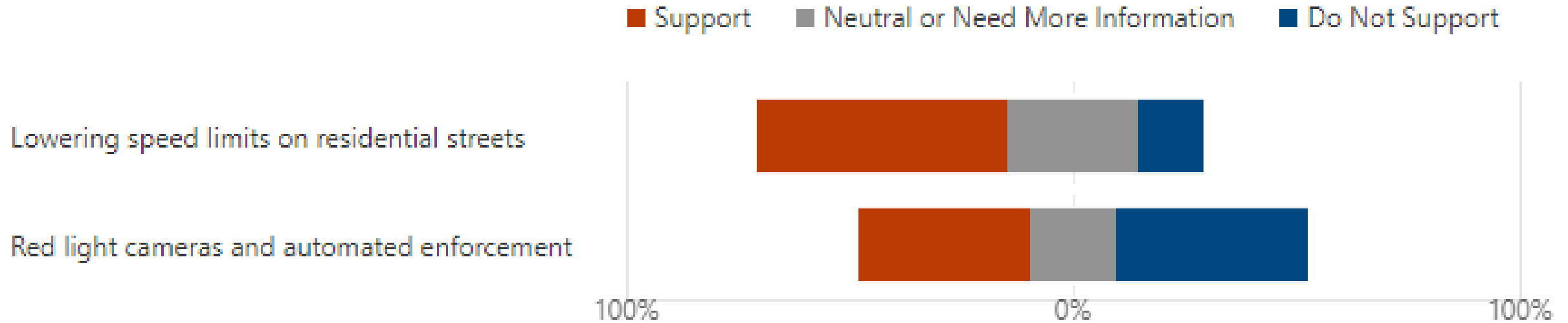
Q6. If you could choose two areas that the City should focus on to improve traffic safety, what would they be?

● Slow down cars and trucks to ...	761
● Build street safety improveme...	724
● Improve enforcement of traffi...	785
● Build a culture of traffic safety ...	403
● Reduce distracted driving	733



Survey Responses (cont.)

Q7. Please let us know whether you support the following improvements or policy or legislative changes.



Survey Responses (cont.)

Q9. Do you live in the City of Dallas?



● Yes	1397
● No	295

Q4. What is your race/ethnicity?



● African American/Black	269
● American Indian/Alaska Native	40
● Asian/Pacific Islander	52
● Hispanic/Latino	252
● White	1215

Interactive Map Comments

- In order to gather more info and public input, DDOT released a geographic survey that consisted of a map that allowed participants to select specific locations and leave comments detailing issues at said location
- The interactive map was open for the same window as the Vision Zero Survey
- There were a total of 281 comments submitted on the interactive map
- Link to the interactive map responses:
 - <https://dallasgis.maps.arcgis.com/apps/webappviewer/index.html?id=8a26411c43834b478022b722a91cce7a>

Interactive Map Comments

Category	Number of Responses
Double parking is common here	21
Drivers run red lights or stop signs here	11
The light takes too long to change here	33
People rarely use the crosswalk here	14
Speeding is prevalent here	7
There is not enough time given to pedestrians here	107
There are too many lanes of traffic here	24
Vehicles don't yield when turning here	23
Vehicles don't yield here	4
Visibility is a problem here	3
Other	34

Interactive Map Comments

- Double parking is common here
- Drivers run red lights or stop signs
- I have to wait too long for the light to change
- People rarely use the crosswalk
- Speeding is prevalent here
- There's not enough time given to pedestrians
- There are too many lanes of traffic
- Vehicles don't yield when turning
- Vehicles don't yield here
- Visibility is a problem here
- other

