



2024-2025 PERMIT SUMMARY

Defining “Shared Dockless Vehicles”



- ▶ Motor-assisted scooters or electric bicycles available in the public right-of-way for members of the public to rent.
- ▶ “Dockless” signifies that vehicles do not require fixed “stations” for riders to start or end rides.
- ▶ Used for short point-to-point trips to commute, connect to public transit, visit local businesses, and more.

City Code Regulations vs Program Rules



- ▶ **City Code Sec. 9.1 and Sec. 28.41.1.1**
 - Establishes traffic and parking regulations riders of bicycles, electric bicycles, motor-assisted scooters and similar devices, whether privately owned and rented.

- ▶ **City Code Chapter 43, Article X**
 - Establishes the Shared Dockless Vehicle Permit and makes it illegal to operate a shared dockless vehicle service without a permit.
 - Gives the director of the department overseeing program authority to develop rules, and it establishes rules adoption and appeals process. Allows the director to limit the number of devices and operators.

- ▶ **Shared Dockless Vehicle Program Rules (Changes Proposed)**
 - Establishes specific rules for the Permit Program and specific rules that operators must adhere to.

2024-2025 Permit Summary



- ▶ Official launch of dockless vehicles for 2024-2025 operating permit occurred on 5/24/24.
- ▶ Permitted companies were Lime, Bird, and Spin.
- ▶ Each operator was permitted to deploy 500 vehicles at launch.
- ▶ Lime has earned two deployment increases through Section 4 Part C of the Program Rules and is permitted to deploy a maximum of 1,000 vehicles.
- ▶ Spin has earned one deployment increase through Section 4 Part C of the Program Rules and is permitted to deploy a maximum of 750 vehicles.
- ▶ Applications for 2024-2025 operating permits opened 4/2/25 and closed 4/21/25.
- ▶ 2025-2026 operating permits will take effect on 5/24/25.



2024-2025 Permit Cycle Review



2024-2025 Permit Summary - Ridership



Total Rides

(6/1-3/31):

- 240,833 Trips
- 353,335 mi
- 3,152,335 mins

Trip Statistics:

(6/1-3/31):

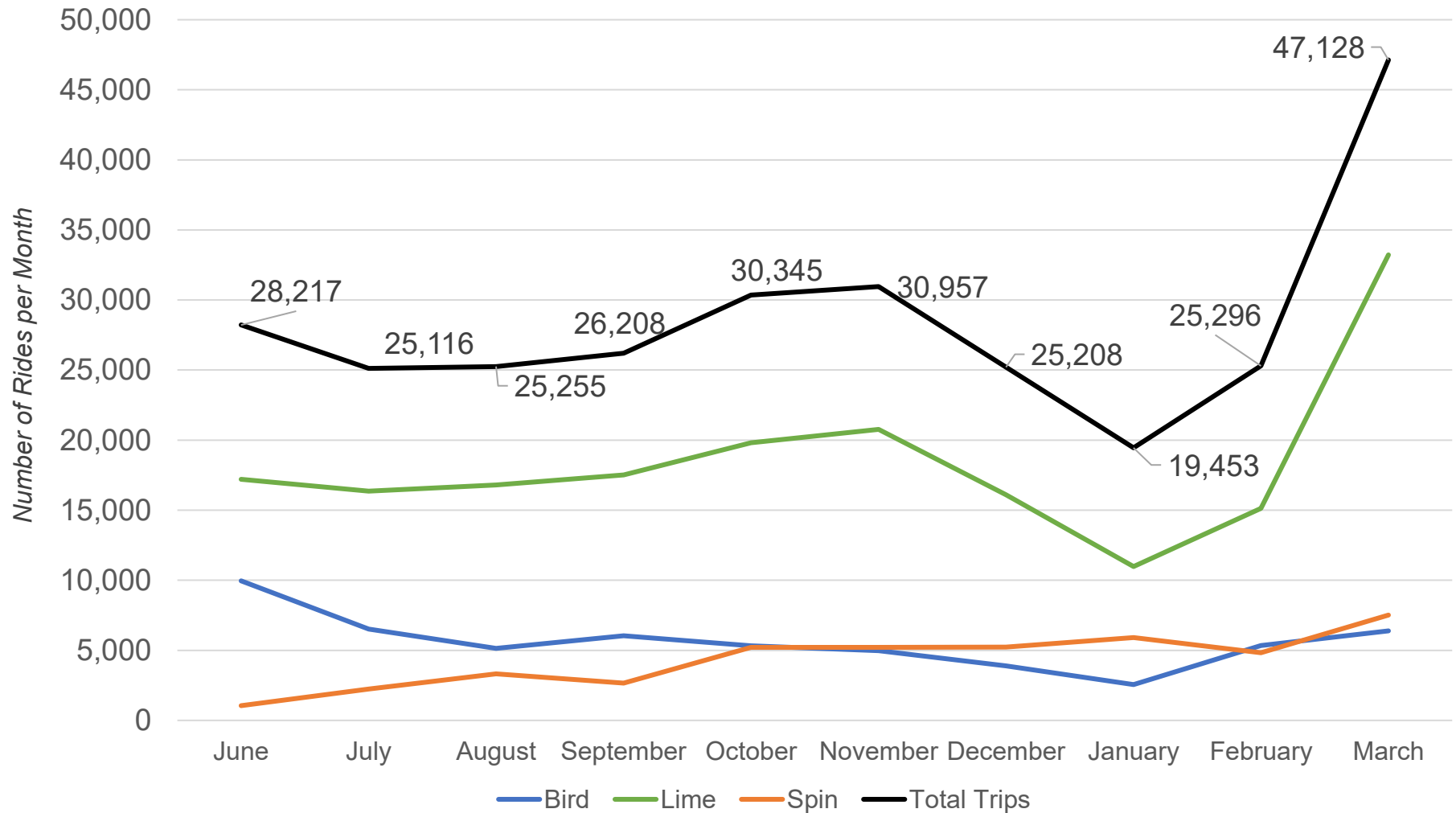
Trip Length:

- Average: 1.47 mi
- Median: 0.75 mi

Trip Time

- Average: 13.5 mins

Rides By Month (6/1/24-3/31/25)*



*The Central Dallas Deployment Zone (CDDZ) Pilot ran from 2/14 to 3/31.

2024-2025 Permit Summary - Ridership



**Central Dallas
Deployment Zone
(CDDZ) Pilot: 2/14/25-
3/31/25**

**Deployment Increase
Requirement: 3-month
r/v/d average is at
least 1.5 in CDDZ**

**Deployment Increases
Earned:**

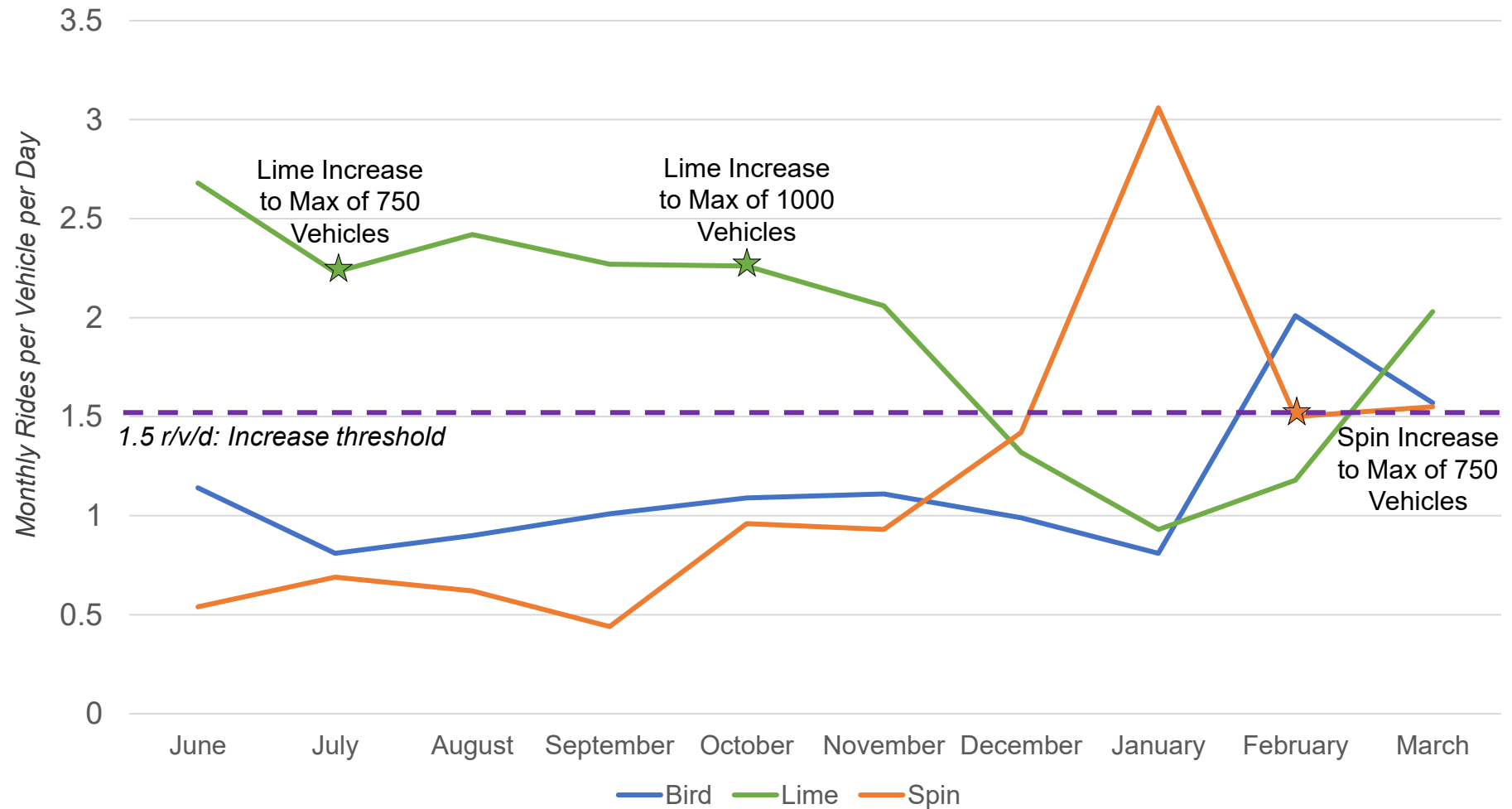
Lime:

- May 24 to July 24
- August 24 to October 24

Spin:

- December 24 to February 24

Utilization (rides per vehicle per day) in CDDZ By Month (6/24-3/25)

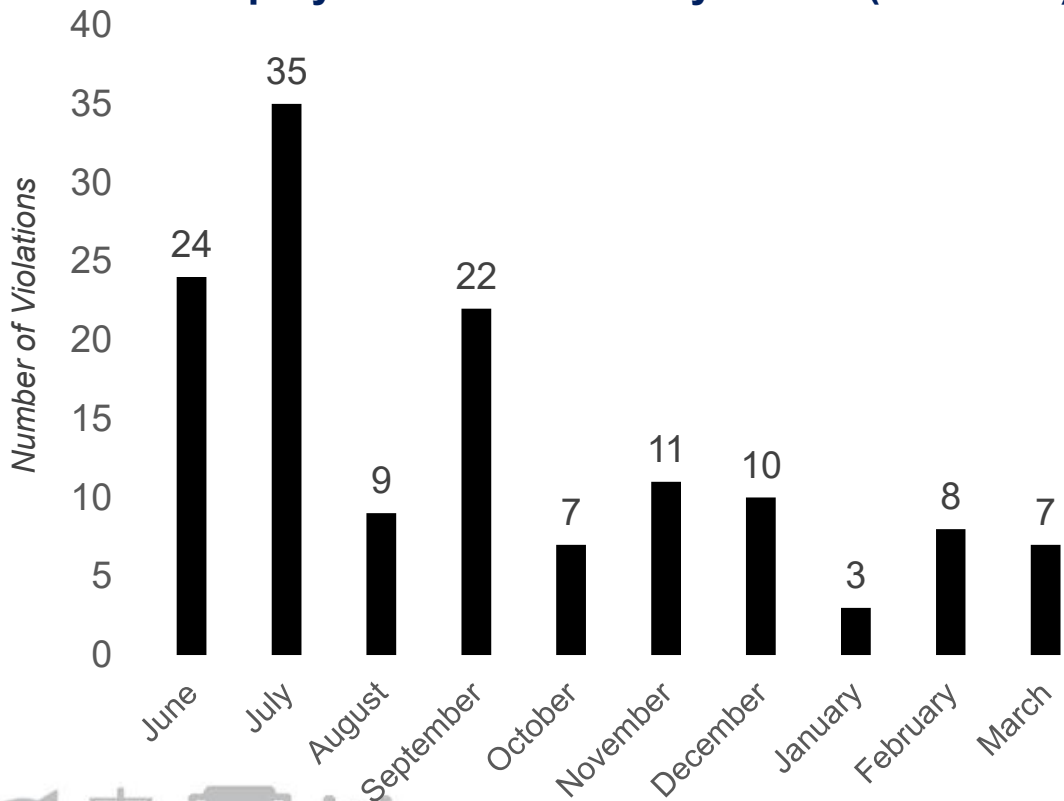


2024-2025 Permit Summary - Compliance

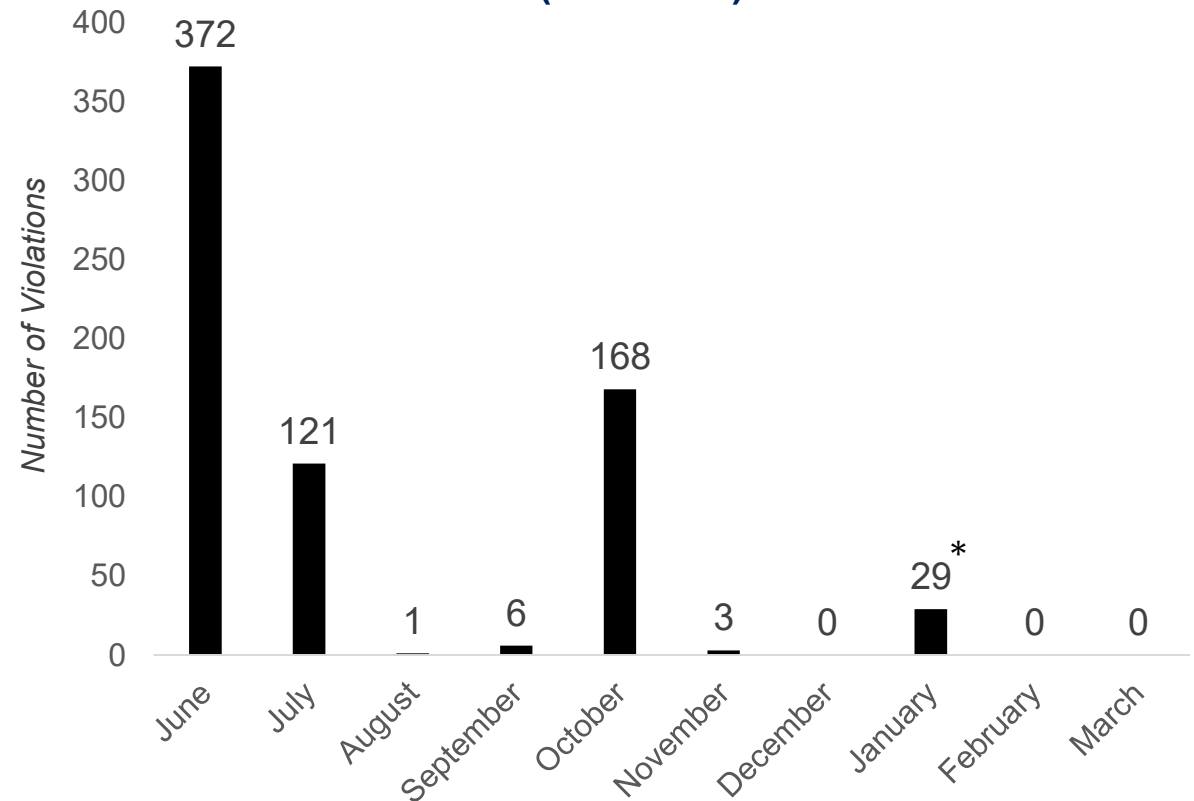


- Compliance issues arose with curfew violations during the permit period.
- Compliance concerns delayed the start of the CDDZ pilot until February.

**All Operators:
Curfew, Vehicle Cap, CDZ Rebalance, and Equity Zone
Deployment Violations by Month (6/24-3/25)**



**All Operators:
Curfew Violations by Month
(6/24-3/25)**



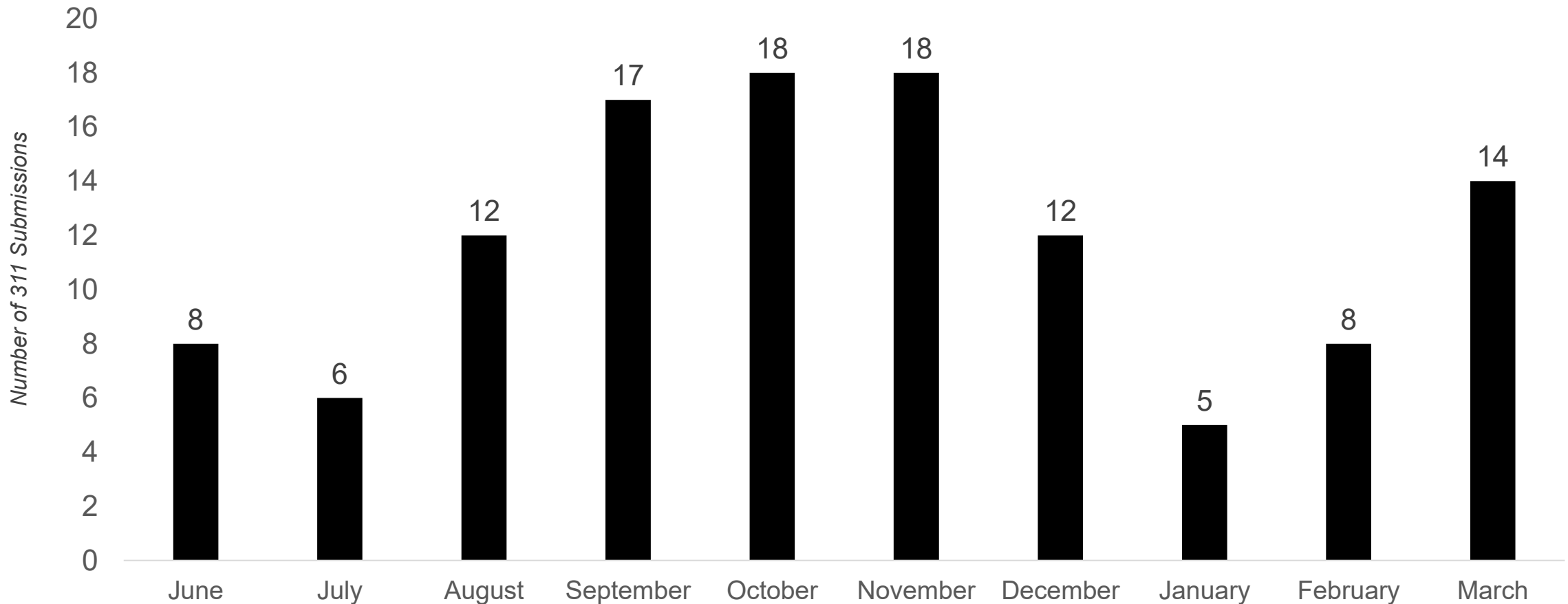
*Curfew issue was traced to temporary staff using improper mode while rebalancing and not riders. 11

2024-2025 Permit Summary – 311 Submissions



- 311 complaints remained at less than one per day across all operators.

311 Submissions by Month: All Operators (6/24-3/25)



2024-2025 Fees



- ▶ Per-ride fees have generated \$58,056.60 between permit launch and 3/31/24 (\$0.20/ride).
 - ▶ Funds used for parking corral installation, data vendor, and staff costs.
- ▶ Four parking corrals with upgraded bollards and Uptown-branded Bike Racks were installed through a Beautification and Maintenance agreement with Uptown Inc.
 - ▶ Uptown Inc funded the procurement and installed the upgraded items, city provided and installed standard items and striping.

