

Before you purchase a pesticide



- Diagnose the problem correctly. Consult your extension agent or local nursery professional.
- Avoid improper, unnecessary, and indiscriminate use of pesticides (e.g., use of an insecticide when the problem is a fungus or bacterium).
- Use biological controls whenever possible. Learn what types of bugs are good for your yard and garden and protect them. Helpful bugs include ladybugs and praying mantis.
- Use chemical pesticides only as a last resort.
- Select low-toxicity, short-lived chemicals with less leaching potential to ground water, streams and lakes.
- Plan to treat your home and yard at the same time.

Report illicit discharges and water polluters!



Call 311 or Storm Water Management at
(214) 948-4022

Or visit our Web site at
www.dallascityhall.com/dallas/eng/html/storm_water_quality.html



City of Dallas Public Works & Transportation Department
Storm Water Management
320 East Jefferson Blvd.
Dallas, Texas 75203
(214) 948-4022

Printed on recycled paper




City of Dallas

Dallas, the City that Works:
Diverse, Vibrant and Progressive

Publication No. 03/04-006
11/03

Something bugging you?

Using pesticides safely




If you must use pesticides, please be careful.

There are natural, safe ways to control pests without chemicals. But if you must use pesticides, please be careful. Improper use of pesticides is a significant cause of water pollution.


When carried by rain runoff into the storm drain system, pesticides eventually enter creeks, lakes or the Trinity River. Pesticides reaching a water body can severely damage the ecosystem, killing plants, aquatic insects, and fish.

Environmental damage can be caused by:

- using pesticides in excess (or used when not necessary)
 - spilling it on a surface such as a sidewalk or driveway to later be washed away by rainfall
 - applying before an expected rain
- 



Pesticide Application

- Protect yourself. Wear a long-sleeved shirt, long pants, boots, rubber gloves, goggles and a hat. Use a respirator when mixing and applying pesticides. You can harm yourself if you spill pesticides on your skin or if you breathe fumes into your lungs. Read the label for precautions.
 - Never apply pesticides on a windy day or when rain is in the forecast.
 - Read and follow the directions on the product label. Never use more than what is recommended.
 - Calibrate your sprayer. Make sure you're applying the correct amount and concentration.
 - Only mix the amount you will need to use in one day.
 - After you apply the pesticide, do not water your landscape.
 - Clean up spills immediately. Don't leave it where a child or pet may get into it.
- 



Pesticide Disposal

- Dallas residents can dispose of pesticides and other home toxic waste free of charge at any Dallas County collection event or the permanent drop-off center. For information about collection day events, call (214) 553-1765. Collection events are also announced in your local newspaper. To schedule an appointment to drop off waste at the collection center, call (214) 553-1765.
 - Give unwanted pesticides to someone who can use them.
 - If you must keep a leftover mix, properly label the container with the name of the solution, date and use information.
 - If you store leftovers, keep the containers out of the reach of children and pets.
 - Never pour pesticides into a storm drain, an indoor drain (e.g., kitchen sink) or directly onto the ground.
 - Dispose of empty containers properly. When a product label says to 'triple rinse the container,' rinse it three times, pour the rinse water into the sprayer, and apply it to the target area according to the label instructions. Do not pour the rinse water onto pavement, the ground or into a storm drain or drain inside your home.
 - Wrap empty and rinsed containers in newspaper and dispose of them in the trash can. Home-use pesticide containers are not allowed in recycling bins.
- 