

Memorandum



DATE March 24, 2017

TO Honorable Members of the Public Safety Committee:
Adam Medrano (Chair), B. Adam McGough (Vice Chair), Sandy Greyson, Tiffinni A. Young,
Jennifer S. Gates, Philip T. Kingston

SUBJECT **Homicide Report**

On Monday, March 27, 2017, you will be briefed on the Dallas Police Department's Homicide Report by Deputy Chief Thomas Castro. The briefing materials are attached for your review.

Please contact me if you have any questions or need additional information.



Eric D. Campbell
Assistant City Manager

[Attachment]

cc: Honorable Mayor and Members of the City Council
T.C. Broadnax, City Manager
Larry Casto, City Attorney
Craig D. Kinton, City Auditor
Rosa A. Rios, City Secretary
Daniel F. Solis, Administrative Judge
Kimberly Bizzor Tolbert, Chief of Staff to the City Manager
Theresa O'Donnell, Interim Chief of Economic Development &
Neighborhood Services

Majed A. Al-Ghafry, Assistant City Manager
Mark McDaniel, Assistant City Manager
Jill A. Jordan, P.E., Assistant City Manager
Joey Zapata, Assistant City Manager
M. Elizabeth Reich, Chief Financial Officer
Alan E. Sims, Interim Chief of Community Services
Directors and Assistant Directors

Homicide Report

Public Safety Committee

March 27, 2017

Thomas Castro, Deputy Chief
Dallas Police Department
City of Dallas



Presentation Overview

- Background/History
- Purpose
- Analysis of 2016 Homicide Data
- Next Steps



History

- Five Year Average is 136
 - 2011: 133 Murders
 - 2012: 154 Murders
 - 2013: 143 Murders
 - 2014: 116 Murders
 - 2015: 136 Murders



History

- Averages by decades:
 - 1960's: 135
 - 1970's: 230
 - 1980's: 317
 - 1990's: 309 (Historic year: 1991 with 500)
 - 2000's: 221
 - 2010's: 143

Purpose

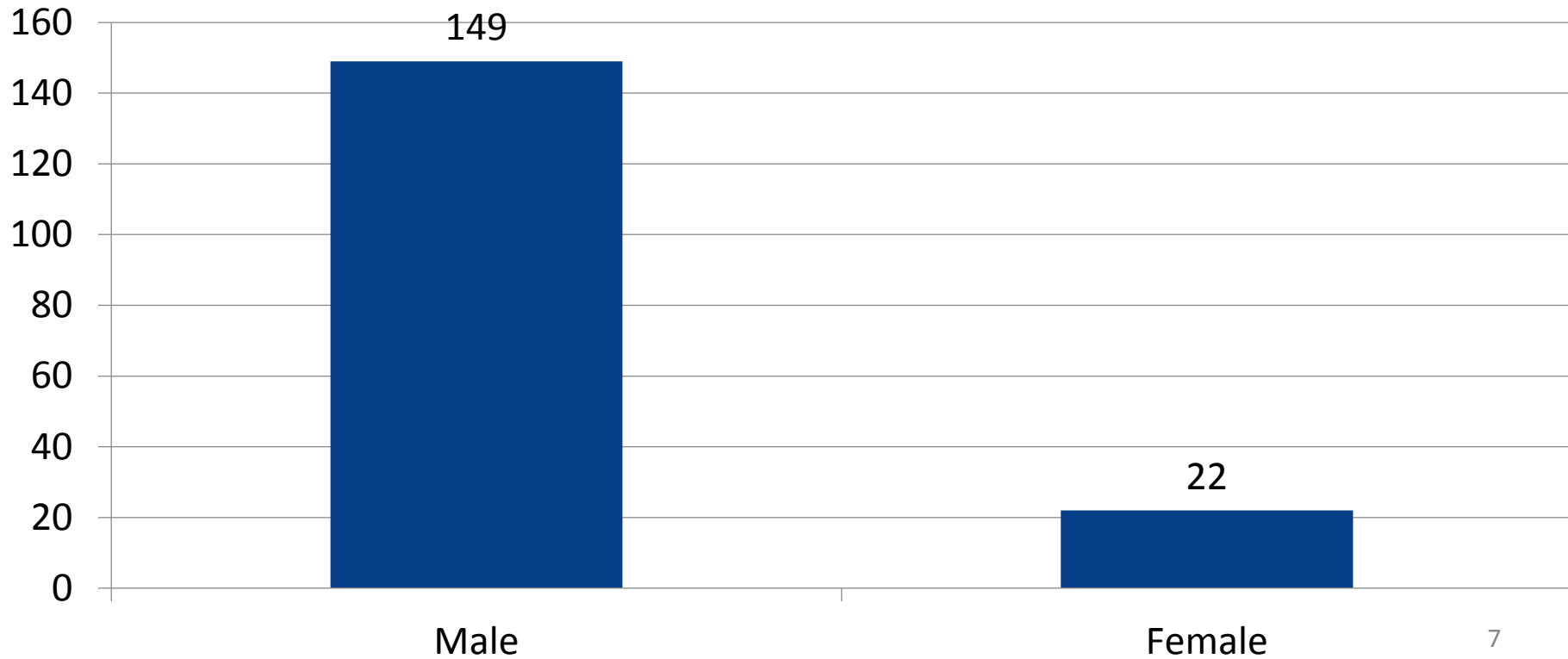
- Provide a Comprehensive Annual Homicide Report for the reported 171 Homicides in 2016



2016 Victim Race

<u>RACE</u>	<u>#</u>	<u>%</u>
Black	101	59%
Hispanic	48	28%
White	21	12%
Asian	1	1%

2016 Victim Gender



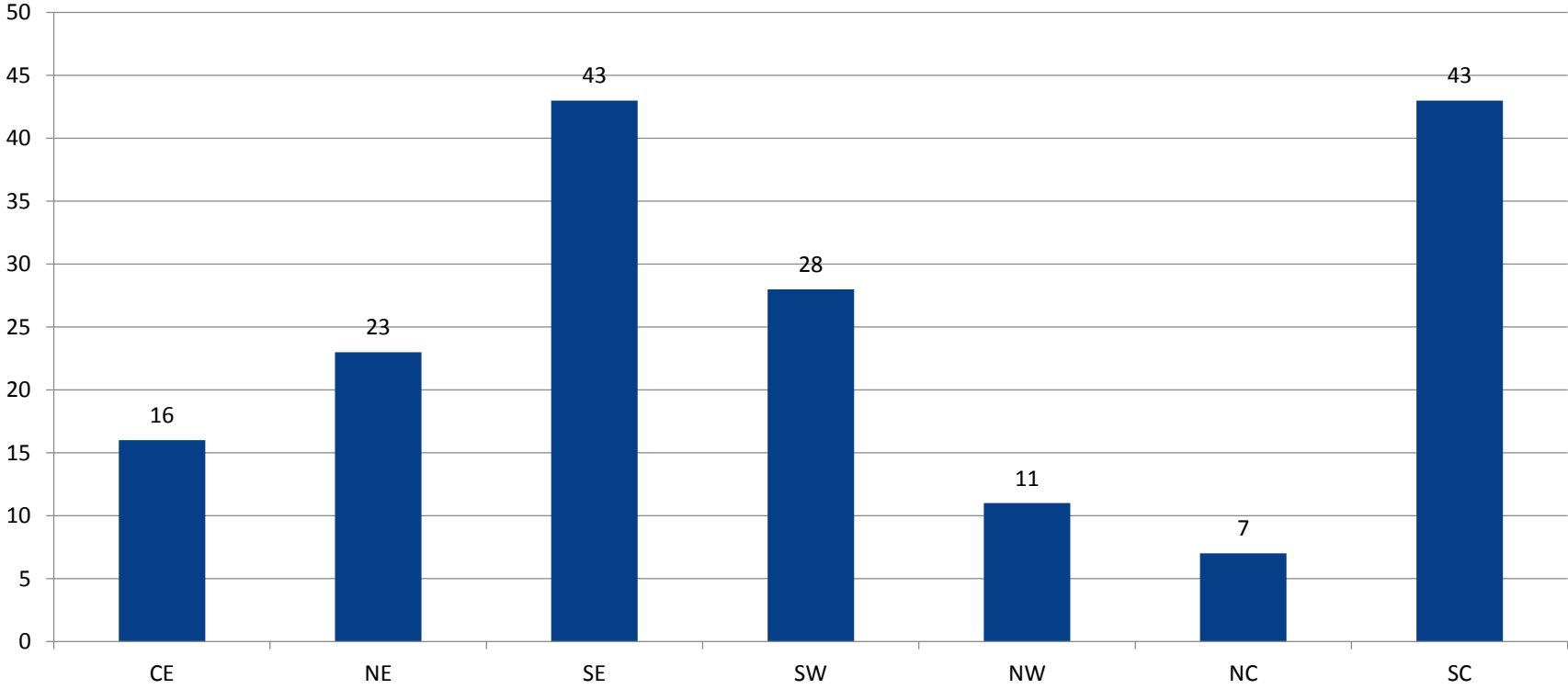
Motive

	<u>#</u>	<u>%</u>
Argument / Conflict	54	32%
Unknown	41	24%
Robbery	25	15%
Drug Related	18	11%
Family Violence	14	8%
Gang Motivated / Involved	8	5%

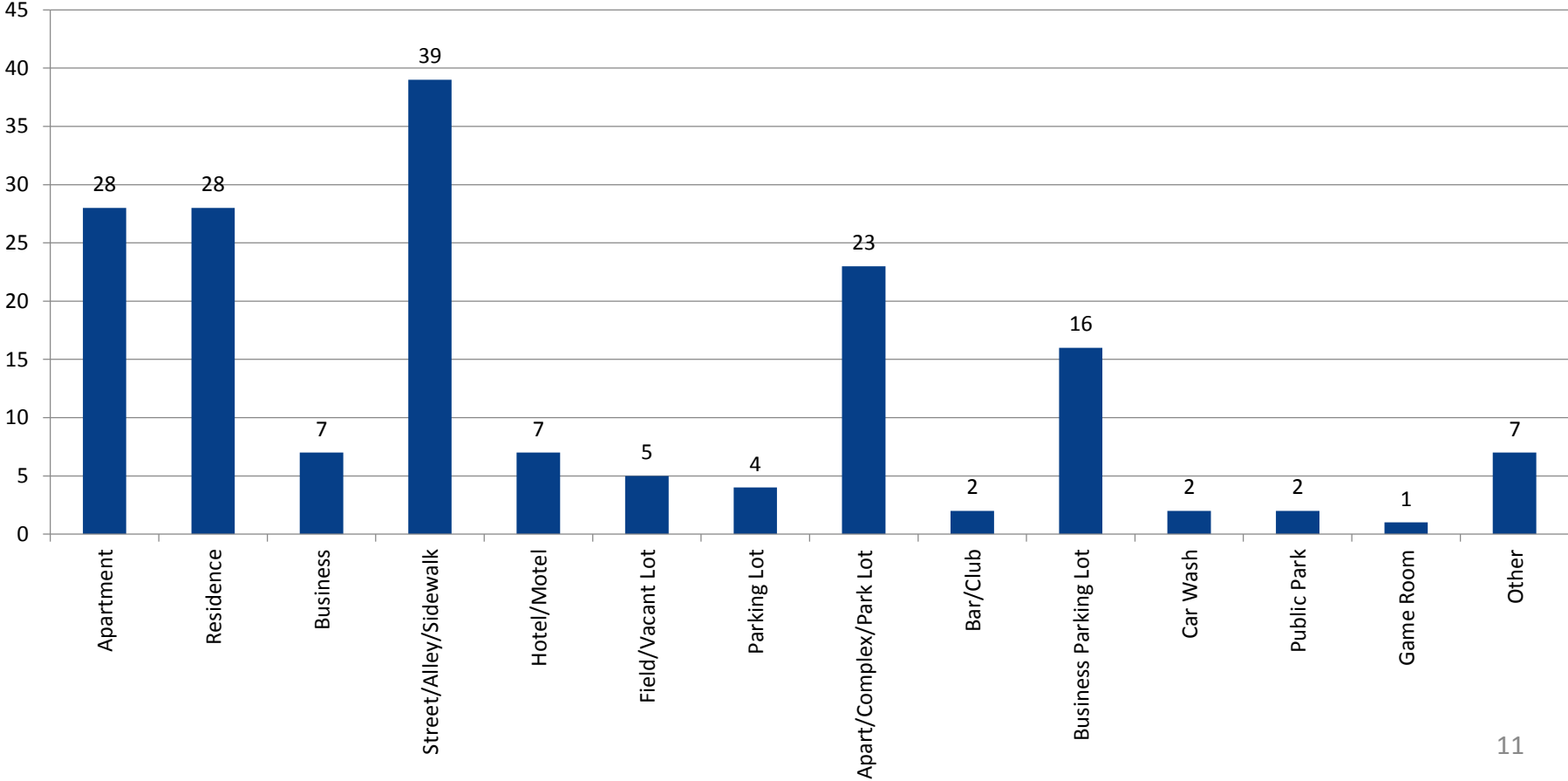
Motive (Continued)

	<u>#</u>	<u>%</u>
Police Officer Involved	5	3%
Sexual Motivation	3	2%
Arson	1	1%
Burglary	1	1%
Home Invasion	1	1%
	<hr/>	<hr/>
	171	100%

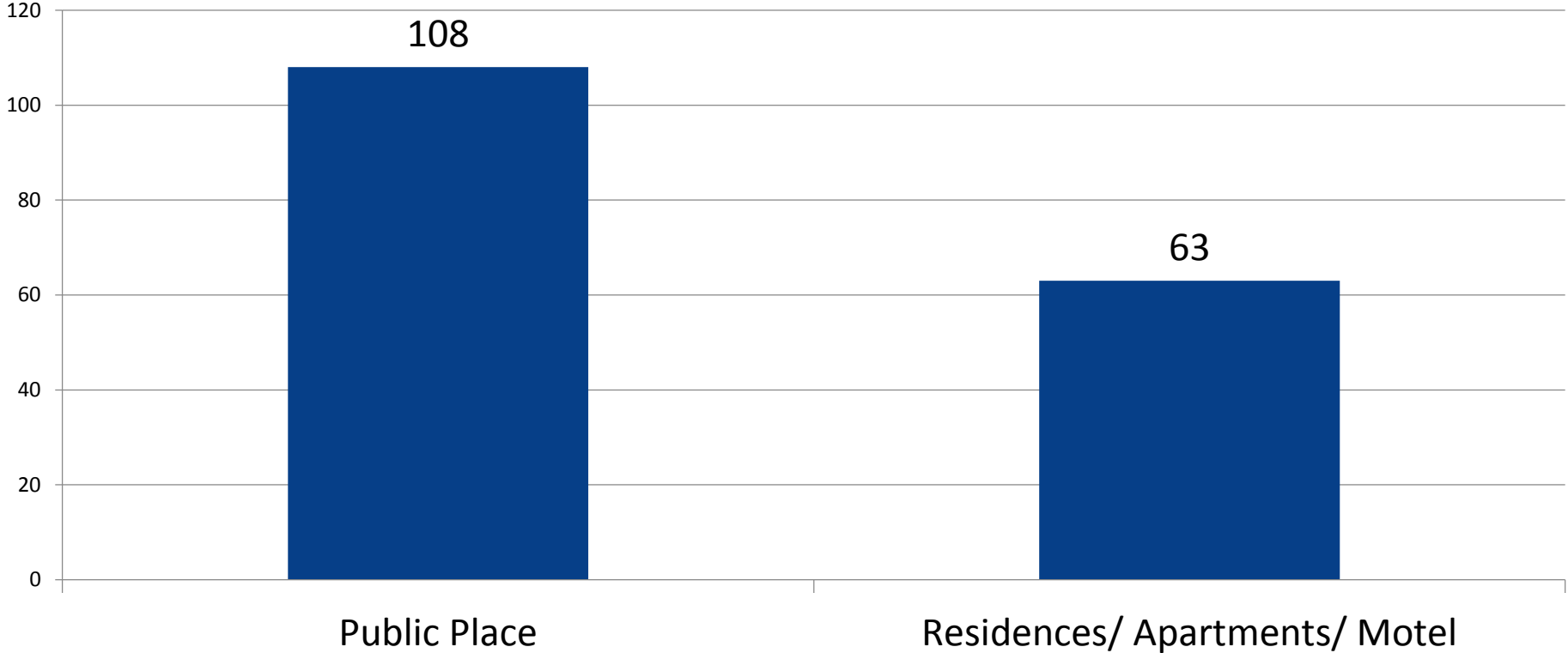
Patrol Division Murders



Premise Type



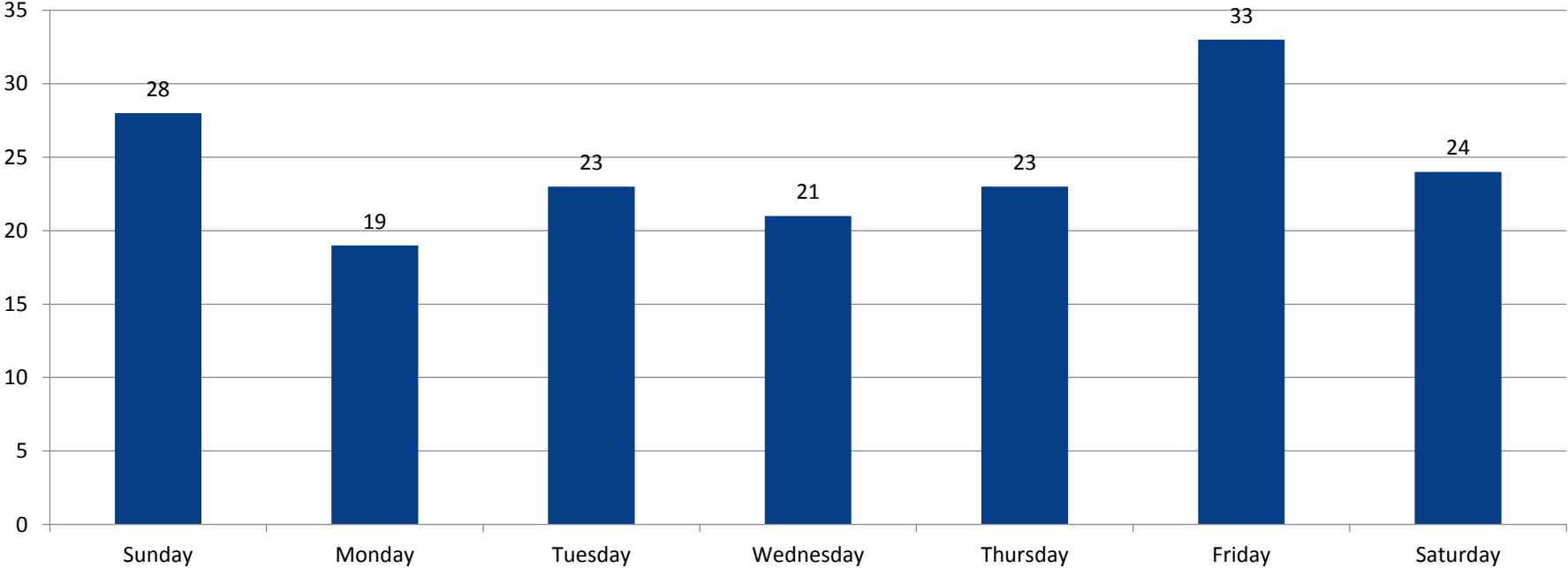
Premise Type



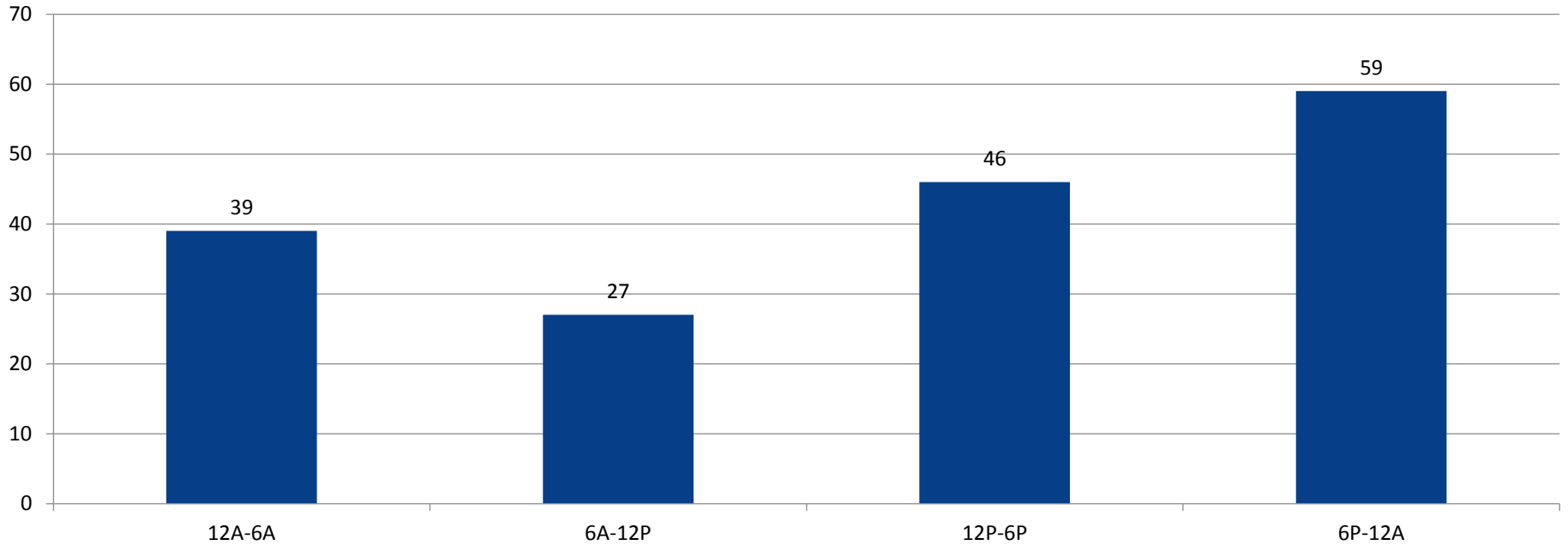
Types of Weapons

	<u>#</u>	<u>%</u>
Pistol	107	63%
Unknown	23	13%
Rifle	15	9%
Knife-CuttingTool	11	6%
Hands-Feet	8	5%
Shotgun	5	3%
Club	1	1%
Other	1	1%

Day of Week



Hours of Occurrence



Next Steps

- Reduce Homicides in 2017 through:
 - Intelligence based policing and deployment of personnel
 - Rapid resolution of homicide offenses and arrest of offenders
 - Increased community awareness through use of social and traditional media
 - Reinforcement of iwatch, Crime Stoppers, Next Door, etc.

16

Next Steps (Continued)

- Focused Training
- Enhanced Technology
 - Apple Video enhancement system
 - NIBIN – National Integrated Ballistic Information Network
 - DNA Analysis
- Cooperation and timely intelligence sharing with community partners

Summary

- Historic decline of homicides over decades
- Reviewed analysis of homicide data
- Reduction plans and strategy

Homicide Report

Public Safety

March 27, 2017

Thomas Castro, Deputy Chief
Dallas Police Department
City of Dallas

