

Memorandum



DATE August 7, 2017

TO Honorable Members of the Public Safety and Criminal Justice Committee:
B. Adam McGough (Chair), Philip T. Kingston (Vice Chair),
Jennifer S. Gates (Domestic Violence Task Force Chair), MPT Dwaine R. Caraway,
DMPT Adam Medrano, Sandy Greyson, Kevin Felder

SUBJECT **Monthly Crime Report**

On Monday, August 14, 2017, you will be briefed on the Dallas Police Department's Crime Report by Interim Chief of Police David Pughes. The briefing materials are attached for your review.

Please contact me if you have any questions or need additional information.



Jon Fortune
Assistant City Manager

[Attachment]

cc: Honorable Mayor and Members of the City Council
T.C. Broadnax, City Manager
Larry Casto, City Attorney
Craig D. Kinton, City Auditor
Rosa A. Rios, City Secretary
Daniel F. Solis, Administrative Judge
Kimberly Bizzor Tolbert, Chief of Staff to the City Manager
Majed A. Al-Ghafry, Assistant City Manager

Jo M. (Jody) Puckett, Assistant City Manager (Interim)
Joey Zapata, Assistant City Manager
M. Elizabeth Reich, Chief Financial Officer
Nadia Chandler Hardy, Chief of Community Services
Raquel Favela, Chief of Economic Development & Neighborhood Services
Theresa O'Donnell, Chief of Resilience
Directors and Assistant Directors

Monthly Crime Report

Public Safety and Criminal Justice Committee

August 14, 2017

David Pughes, Interim Chief of Police
Dallas Police Department
City of Dallas



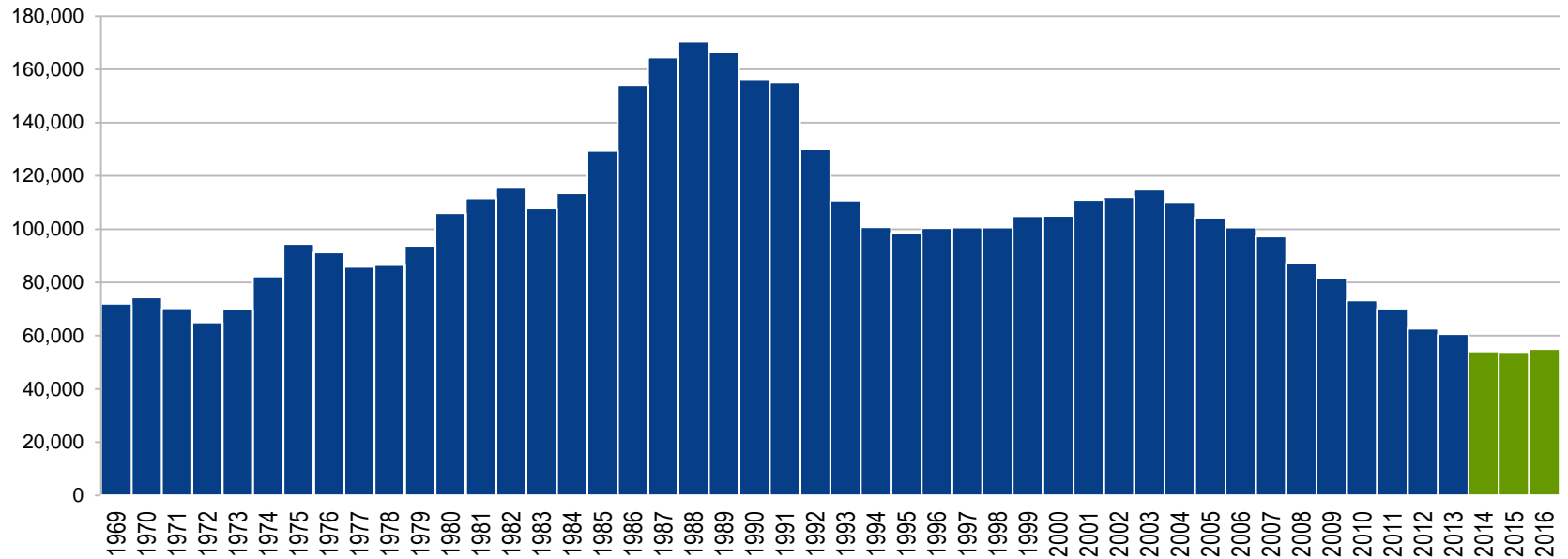
Presentation Overview

- Background/History
- Purpose
- Issues/Operational Concerns
- Next Steps



Background/History

2016: 3rd Best Overall Crime Since 1969



Source: DPD 2016 Preliminary Uniform Crime Reporting (UCR) Part 1 crime - All other crime data is derived from FBI UCR

Background/History

Response Times & Calls for Service

Year	Priority 1 Response Time	Priority 2 Response Time	Priority 3 Response Time	Priority 4 Response Time	Total Dispatched 911 Calls
2015	8.09	19.59	65.18	89.27	606,541
2016	7.94	18.26	49.15	63.34	628,835
Change	-0.15	-1.33	.16.03	-25.93	+22,294

- 22,294 more dispatched calls for service
- Overall reduction in response time

Source: DPD Response Times Report. 2015 & 2016 information: Dec 31st actuals.

Purpose

- Provide the 2017
 - Year to Date Crime Report
 - Month to Date Crime Report
 - Response Time and Calls for Service
- Discuss the police department's ongoing efforts to address crime



Year to Date Crime Report

January 1 - July 31, 2017

City Total				
Offense	YTD	YTD Last Year	Count DIFF	% Change
Murder	93	102	-9	-8.82%
Sexual Assault	346	414	-68	-16.43%
Agg Assault NFV	1,931	1,643	288	17.53%
Agg Assault FV	1,006	959	47	4.90%
Robbery Business	492	445	47	10.56%
Robbery Individual	1,975	2,114	-139	-6.58%
Sub-Total	5,843	5,677	166	2.92%
Burglary Business	2,216	1,892	324	17.12%
Burglary Residence	3,477	4,336	-859	-19.81%
Shoplift	1,104	1,399	-295	-21.09%
BMV/ Auto Acc	8,536	9,047	-511	-5.65%
Other Theft	4,360	4,642	-282	-6.07%
UUMV	4,402	4,265	137	3.21%
Sub-Total	24,095	25,581	-1,486	-5.81%
Total	29,938	31,258	-1,320	-4.22%

Month to Date Crime Report

July 1 - July 31, 2017

City Total				
Offense	MTD	MTD Last Year	Count DIFF	% Change
Murder	14	20	-6	-30.00%
Sexual Assault	38	69	-31	-44.93%
Agg Assault NFV	282	290	-8	-2.76%
Agg Assault FV	156	158	-2	-1.27%
Robbery Business	75	57	18	31.58%
Robbery Individual	290	317	-27	-8.52%
Sub-Total	855	911	-56	-6.15%
Burglary Business	350	276	74	26.81%
Burglary Residence	452	570	-118	-20.70%
Shoplift	137	182	-45	-24.73%
BMV/ Auto Acc	1,223	1,314	-91	-6.93%
Other Theft	625	726	-101	-13.91%
UUMV	617	676	-59	-8.73%
Sub-Total	3,404	3,744	-340	-9.08%
Total	4,259	4,655	-396	-8.51%

7

Source: DPD CompStat Daily Crime Briefing

Response Times & Calls for Service

July 31, 2017

Year	Priority 1 Response Time	Priority 2 Response Time	Priority 3 Response Time	Priority 4 Response Time	Total Dispatched 911 Calls	Sworn Strength Actual
2017 as of 7/31/17	8.31	21.28	59.26	76.12	353,126	3,125
2016 as of 7/31/16	7.77	17.19	45.96	60.21	369,521	3,380

911 Call Center Response Time

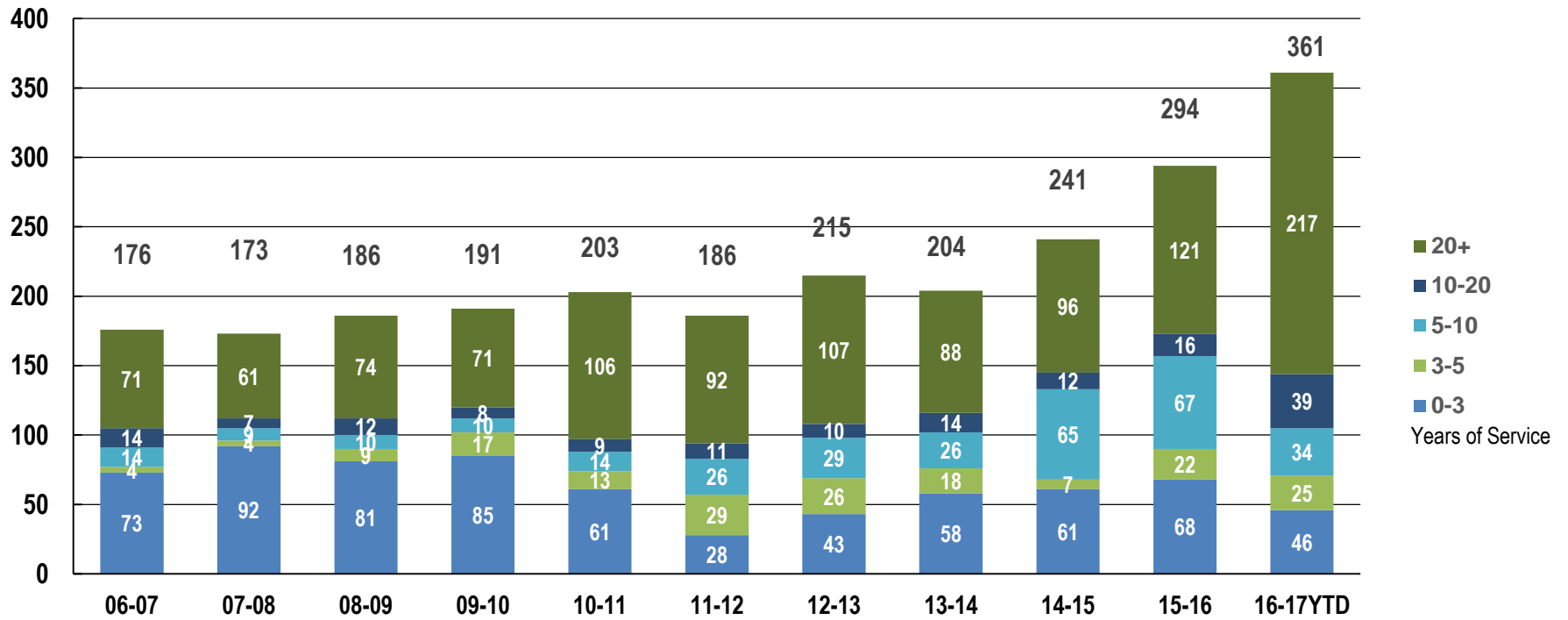
July 31, 2017

City of Dallas goal is 90% of all calls answered within 10 seconds.

Month	Calls Received	Average Time to Answer	Service Level
7/1/17 – 7/31/17	174,256	2 Seconds	94.90%
6/1/17 - 6/30/17	173,302	2 Seconds	93.89%
5/1/17 - 5/31/17	179,355	3 Seconds	91.70%
4/1/17 – 4/30/17	176,715	7 Seconds	87.07%
3/1/17 – 3/31/17	180,791	56 Seconds	71.90%
2/1/17 – 2/28/17	161,869	43 Seconds	64.02%
1/1/17 – 1/31/17	169,905	9 Seconds	79.36%

Background/History

Attrition by Fiscal Year

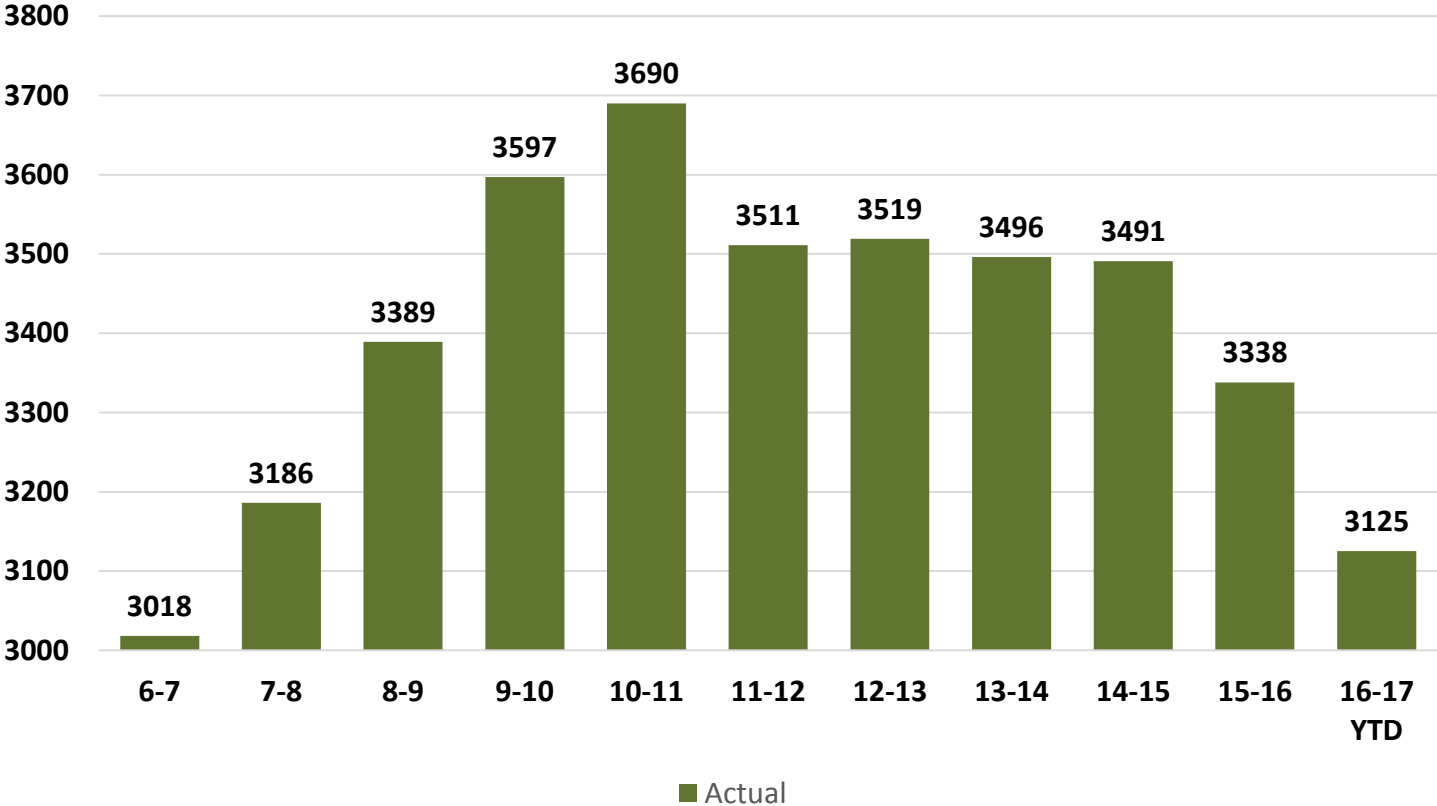


Sworn hired during FY16/17 YTD 148

Source: DPD Personnel Division End of Month Report as of 7/31/17

Background/History

Sworn Strength by Fiscal Year



Source: DPD Personnel Division End of Month Reports as of 7/31/17

Issues/Operational Concerns

- Reduce overall crime
- Maintain response time goal for Priority 1 calls
- Increase hiring efforts



Next Steps

Prevent



Foot Patrols
Enhance community engagement
Private Sector Partnerships
Increased visibility

Respond



Analyze critical needs to identify
efficiencies to ensure core
services are met

Reduce



Fugitive Apprehension
Gang and Narcotics Enforcement
Collaboration

Monthly Crime Report

Public Safety and Criminal Justice Committee

August 14, 2017

David Pughes, Interim Chief of Police
Dallas Police Department
City of Dallas



Appendix

Gang Offenses Investigated

January 1, 2016 – July 31, 2017

Council District	Council Member	2016	2017 (YTD)
1	Griggs	7	8
2	Medrano	16	11
3	Thomas	9	4
4	Caraway	11	28
5	Callahan	27	20
6	Narvaez	22	29
7	Felder	36	49
8	Atkins	15	23
9	Clayton	7	3
10	McGough	32	7
11	Kleinman	31	20
12	Greyson	4	7
13	Gates	4	7
14	Kingston	3	3
Total		224	219

16

Note: Gang Offenses are defined as involving any persons (complainant or suspect) who are listed in the Texas Gang database as a known Gang member.