

Memorandum



CITY OF DALLAS

DATE October 29, 2024

Honorable Members of the Public Safety Committee
TO Cara Mendelsohn (Chair), Kathy Stewart (Vice Chair), Tennell Atkins, Jesse Moreno, Gay Donnell Willis

SUBJECT **Public Safety Dashboard-September 2024**

Dallas Fire-Rescue (DFR) had 23,189 dispatched incidents for the month of September, which represents a small decrease from the 24,708 in August. As you are aware, DFR has a stated goal of 90% achievement for the metrics of EMS response within 9 minutes and Structure Fire Response within 5:20. While we again reached a success rate of 92% for the Structure Fire response metric (up from 91%), DFR failed to reach the EMS response goal in the month of September with a rate of 86% (same as last month). We will continue to analyze data and adjust resources and strategies as necessary to achieve our target goals.

We had 5 significant fires for the month of September, up from the 2 we had in August. Inspection activity increased from August (5,253 from 4,861). Our rescue unit hours of utilization (UHU) numbers increased slightly to 36.1% for Frontline units.

To increase clarity, accuracy, and transparency, we have updated the way we report the Academy Breakdown on the Dashboard. We now include the total number of individuals in all phases of training, broken down by their estimated month of entering the Emergency Response Bureau. We currently have a total of 218 recruits in various stages of Training that are scheduled to be assigned to the field between November 2024 and August 2025.

For your quick reference, you can access DFR's Dashboard using the following link:
https://dallascitydata.dallascityhall.com/#/views/DFRDashboardwithExecutiveSummary_DRAFT/DFREXECUTIVESUMMARYFORMONTHENDING?.iid=1&:refresh=yes

We welcome feedback and suggestions for improvement. Please continue to explore the dashboard and let us know if you have any questions or would like to see any changes/additions. Feel free to contact interim Fire Chief Justin Ball at justin.ball@dallasfire.gov.

DATE October 29, 2024
SUBJECT **Public Safety Dashboard- September 2024**
PAGE **2 of 2**

Service First, Now!



Dominique Artis
Chief of Public Safety (I)
[Attachment]

c: Kimberly Bizer Tolbert, City Manager (I)
Tammy Palomino, City Attorney
Mark Swann, City Auditor
Biliera Johnson, City Secretary
Preston Robinson, Administrative Judge
Majed A. Al-Ghafry, Assistant City Manager
M. Elizabeth (Liz) Cedillo-Pereira, Assistant City Manager

Alina Ciocan, Assistant City Manager
Donzell Gipson, Assistant City Manager (I)
Robin Bentley, Assistant City Manager (I)
Jack Ireland, Chief Financial Officer
Elizabeth Saab, Chief of Strategy, Engagement and Alignment (I)
Directors and Assistant Directors



DFR Executive Summary for Month Ending: September 2024

216,110

Total 911 DFR Incidents
Incidentes totales de 911 DFR

86%

Medical Responses within 9 minutes
Respuestas médicas en 9 minutos o menos

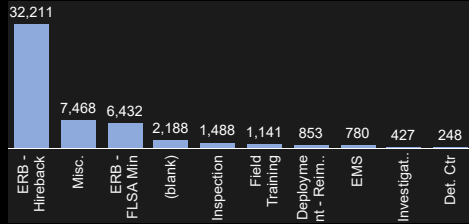
42%

Medical Responses within 5 minutes
Respuestas médicas en 5 minutos o menos

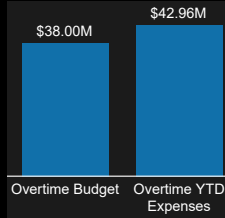
92%

Structure Fire Responses within 5 minutes, 20 seconds
Respuestas a incendios estructurales en 5 minutos, 20 segundos o menos

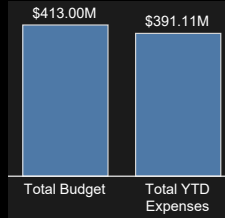
Overtime Hours Breakdown Categorías de Horas Extras Trabajadas



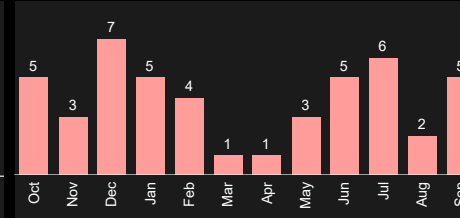
Sworn Overtime Porpuesto de Horas Extras



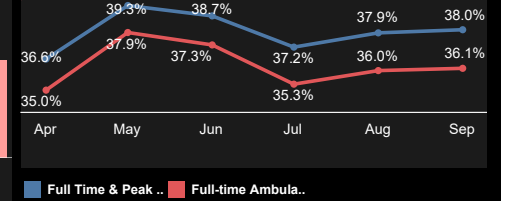
Total Budget* Presupuesto



Significant Fires Incendios Significativos por Mes



Ambulance Unit Hour Utilization Rate Tasa de Utilización de Ambulancias (Optimal 25-30%)

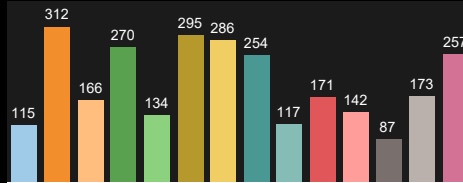


Sworn Staffing & Hiring Categorías de Personal

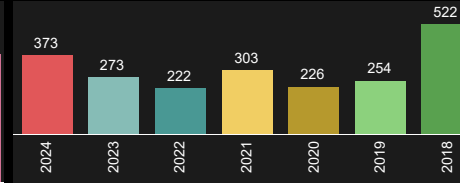
	2022	2023	2024
EMS & Emergency Respo..	1,610	1,618	1,702
Dispatch Comms & GIS	60	60	67
Fire Prevention & Inspecti..	94	88	112
Training & Recruitment	163	205	259
Arson Investigation EOD	26	26	24
Aircraft Rescue Fire Fight..	45	45	44
Total Staff	1,998	2,042	2,208

Number of Frontline Paramedics: 884
Total Number of Active Paramedics: 1,695

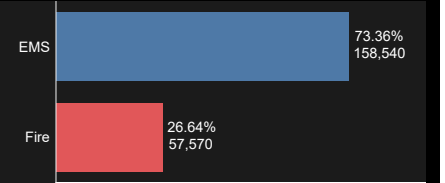
Incident Response Data by Council District Incidentes por Distrito del Concejo Municipal



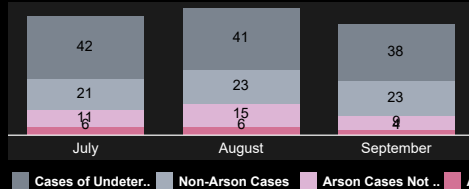
Smoke Detector Installs Instalaciones de Alarma de Humo



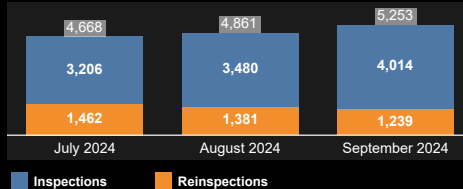
Fire Communications & Dispatch Despachos por Categorías de Incidente



Arson Investigations Case Breakdown Investigaciones de Indendio Provocado



Inspections & Re-Inspections Inspecciones de Estructuras



Academy Breakdown Información de la Academia

Status	Date Available	Current Head Count
In Progress	November 2024	41
	February 2025	61
	April 2025	56
	August 2025	60
Expected Total Head Count		218

Fleet Status Estatus de la Flota

Apparatus	Capaci..	Current	Repair	Order	Reserv..
Engine	58	58	18	4	1
Rescue	47	47	18	16	2
Squad	6	6	0	0	2
Truck	23	23	9	2	3

*Orders are deliveries expected by end of CY23
*Squads make up apparatus deficits

* YTD-Exp - Do Not Include Encumbrances. The dashboard was created by the Office of Data Analytics and Business Intelligence.