

Memorandum



CITY OF DALLAS

DATE December 18, 2020

TO Honorable Mayor and Members of the City Council

SUBJECT **2020 Dallas County Census Education and Awareness Final Report**

Attached is the final report from Alpha Business Images (ABI) for the 2020 Census Education and Awareness campaign.

As a reminder, the City entered into an Interlocal Agreement (ILA) with Dallas County in October of last year to establish a cooperative relationship on outreach and awareness to most efficiently obtain a complete Census count. The City and County agreed to hire an outside consultant to manage this effort. Dallas County awarded the contract, with the City's input per the ILA, to ABI in January.

The report provides final summaries on each phase of the project, including 1) Insight and Strategy; 2) Educating and Building a Partnership Network; 3) Hyperlocal Activation; and 4) Non-Response Follow up. The report also includes final self-response rates for the City of Dallas (59.7%), Dallas County (63.9%), Texas (62.8%) and the U.S. (67.0%).

Additionally, the report breaks down final self-response rates for each council district, which are listed below:

City Council District Response Rates	2010	2020
Dallas	61.9%	59.7%
District 1	67.6%	59.2%
District 2	59.0%	53.1%
District 3	71.2%	64.7%
District 4	64.1%	55.7%
District 5	69.8%	59.7%
District 6	60.2%	52.5%
District 7	62.9%	54.0%
District 8	63.4%	57.3%
District 9	74.6%	70.1%
District 10	64.0%	60.8%
District 11	70.2%	61.5%
District 12	74.8%	68.1%
District 13	72.8%	66.4%
District 14	65.0%	61.8%

DATE December 18, 2020
SUBJECT **2020 Dallas County Census Education and Awareness Final Report**

The U.S. Census Bureau is scheduled to deliver final state population counts for purposes of apportionment by December 31, 2020, and final local counts to each state for purposes of redistricting by April 1, 2021. However, these dates may be pushed back due to COVID-19.

The City Council is scheduled to be briefed on the City's redistricting process on January 6, 2021.

This report will also be shared with the City of Dallas Mayor's Complete Count Committee.


Should you have any questions, please contact Brett Wilkinson, Director of the Office of Government Affairs at brett.wilkinson@dallascityhall.com or 214/670-5797.



Kimberly Bizer Tolbert
Chief of Staff to the City Manager
[Attachment]

c: T.C. Broadnax, City Manager
Chris Caso, City Attorney
Mark Swann, City Auditor
Billerae Johnson, City Secretary
Preston Robinson, Administrative Judge
Majed A. Al-Ghafry, Assistant City Manager

Jon Fortune, Assistant City Manager
Joey Zapata, Assistant City Manager
Dr. Eric A. Johnson, Chief of Economic Development and Neighborhood Services
M. Elizabeth Reich, Chief Financial Officer
M. Elizabeth (Liz) Cedillo-Pereira, Chief of Equity and Inclusion
Directors and Assistant Directors



2020 Dallas County Census Education & Awareness

January 2020 – October 2020


I COUNT, YOU COUNT,
WE ALL COUNT!



¡YO CUENTO, TU CUENTAS,
TODOS CONTAMOS!

Table of Contents

Project Summary	page 4
ABI Team	page 7
Census Strategy	page 10
Creative	page 32
Response Rates	page 44



“Our initial approach was to meet people in their natural gathering places. However, once COVID-19 replaced face-to-face with social distancing, we quickly transitioned and met Dallas County residents in all of the places they gather online.”

-- ABI

Project Summary

A decorative header at the top of the slide features a dark blue background on the left with the title 'Project Summary' in white. On the right, a pattern of colorful handprints in shades of blue, green, yellow, and red extends across the top edge.

Intent

ABI executed a Census education, awareness and engagement campaign to ensure that Dallas County receives its share of future government funding for social programs and to secure fair representation during redistricting and for Texas in the U.S. Congress.

Summary: Obstacles

National Leadership

Proposed a citizenship question making immigrants fearful of participating in U.S. Census.

High % of HTC

Dallas County/Dallas have the highest % of characteristics of HTC populations (0 to 5, Minority, Low Income, Renters) vs. Texas peers.

Two-fold Digital Divide

- 1) First decennial Census launched with internet-only submission for most residents.
- 2) Moving to a primarily digital outreach plan post-COVID exposed the limited internet access of Dallas County compared to other Texas counties.

Accelerated Timeline

Dallas County didn't start its outreach efforts until January 2020.

COVID-19

Start of self-response period coincided with the spread of coronavirus, eliminating face-to-face events.

Project Summary

A decorative graphic at the top right of the slide features a cluster of colorful hands in various colors (red, blue, green, yellow, orange) reaching upwards against a dark blue background.

Exceeded Projections

ABI and its agency partners delivered a robust self-response rate of 63.9%, nearly five points higher than the Census Bureau projection of 59% made for the region in 2019.

ABI Team



Organizational Chart



ABI

Campaign Strategy & Management
Creative Direction
Campaign Execution



CIVIS Analytics

Data Analytics
Mapping

The Concilio

Outreach
Messaging

JBJ Management

Outreach

MRR & Associates

Media Relations
Messaging

White Pants

Paid Social Media Mktng
Social Influencers



The Right Team



Each organization on our team has decades of quality experience in their respective areas. Our knowledge of how to influence our Dallas neighbors made the transition to digital frictionless for our team. When we were no longer able to show up in community spaces as a trusted face, we leveraged our credibility, our partnerships and developed innovative ideas to connect with our neighbors via digital outreach and social service events.

ABI led the implementation of the overall strategy and plan and production of all creative assets.

Civis created statistical and predictive modeling to inform block group level targeting and daily reporting for dynamic adjustments.

The Concilio led outreach minority communities and collaborated on messaging for the Hispanic community.

JBJ has unparalleled experience with county wide partnerships and connected the campaign with valuable leaders as well as leading community outreach. The team also supported media relations.

MRR with its intimate knowledge of local media led media relations relying on its strong relationships with a wide range of English and Spanish outlets.

White Pants was instrumental in securing a broad spectrum of social media influencers in English and Spanish and led an effective, efficient paid social campaign.

County Coordination



Project Management

Weekly Meetings

Weekly Reporting

Contracting

Dr. Elba Garcia, Commissioner, Dallas County

Charles Reed (Dallas County)

Elizabeth Saab (City of Dallas)

Complete Count Committee

City-specific teams active throughout Dallas County

Outreach/Training – City of Dallas

Chairman, Councilman Casey Thomas

Census Coordinator, Edward Turner

Census Strategy



Census Strategy

Strategic Intent: Support self-response by providing education, awareness and motivation for the residents of Dallas County to participate in the U.S. Census 2020.

Marketing Strategy: Although we had to pivot with many of our outreach activities due to the COVID-19 pandemic, our strategic intent to drive awareness and motivation to self-respond remained unchanged. Connecting with residents remained anchored to maximizing our relationships and reach and leveraging partners with credibility and reach that expanded our penetration.

Campaign Phases

- **Phase 1:** Insight and Strategy
- **Phase 2:** Educate & Build a Partnership Network
- **Phase 3:** Hyperlocal Activation
- **Phase 4:** Non-Response Follow-Up

Strategy: Phase 1

Phase 1: Insight & Strategy

“Through our analysis, we determined that five characteristics of Dallas area census tracts are correlated with lower response rates: more renters, more people without health insurance, low Internet access, poverty, and people without high school degrees. Given the importance of offering the online response option to all residents to maximize participation, it was important to find ways to provide access to the Internet in areas with low Internet connectivity. Providing a kiosk-based online Census response option and mobile internet buses were key components of the Census team’s outreach efforts to make online response easier in those areas.”

-- Civis Analytics

Strategy: Phase 1

Phase 1: Insight & Strategy

Outcome: Developed actionable insight and data-driven strategic plan.

(1) Message Testing

- Conducted (9) focus groups with parents of children under the age of five, African Americans, Latinos, and undocumented immigrants.
- Conducted a 1,200-person online survey in the Dallas County area similar to the National Census Barriers, Attitudes, and Motivators Study (CBAMS) conducted by the Census Bureau. From this survey, we provided a detailed report along with additional memos describing differences across demographic groups (Gender, Hispanic population, Black/African American population) to be used in the design of the marketing campaign.

(2) Geo-code targeted areas for graphical display on maps with the objective of aiding the Dallas Census campaign by providing visibility into the partners and resources being leveraged for different Census outreach plans.

(3) Developed statistical and predictive modeling to inform messaging and community-based outreach.

Strategy: Phase 1

Phase 1: Insight & Strategy

(4) Census Intelligence Center

- The main analytics tool for the planning and monitoring of the Census campaign.
- An interactive platform for defining different priority areas, determining the demographic profiles of these areas, and monitoring the progression of response rates.

(5) Response Rates for Dallas County were delivered in weekly report.

(6) Augmented Dallas Strategic Plan with detail to move from strategy to execution.

- Whereas many other agencies knew the names of the faith leaders, Spanish-language media outlets and community organization, our relationships were instrumental to connect with our hard-to-reach neighbors as community outreach transitioned to digital.
- The strategic plan was a living document that was continually updated with big data and community insight to inform our community outreach at the block group level.

Strategy: Phase 2

Phase 2: Educate & Build Hyperlocal Network

“The announcement of the Presidential memorandum on excluding undocumented residents from the apportionment base following 2020 census. We had to continually emphasize the basic approved messaging such as; safe and secure, no citizenship question, confidentially and sharing of information.

-- MRR

Strategy: Phase 2

Phase 2: Educate & Build Hyperlocal Network

Outcome: Developed grassroots infrastructure to connect with and influence Dallas county residents to participate in U.S. Census.

Developed Marketing Assets

Dallas County marketing plan

Dallas Census brand guide

Marketing Calendar

DallasCensus.com – 20-page English / Spanish website

600+ partnership network

Census Intelligence Center

@dallascounts on social media

Developed Creative Assets

Videos

Branded vehicles

Uniforms

Census Live kiosks

Email templates (18 cities)

Window clings

Yard signs / posters

Flyers / postcards

Developed Creative Assets

5 Languages

Promo items

- Hand sanitizer
- Census Live kits
- Tote bags
- T-shirts
- Footballs
- ETC

- Elected officials postcards

Strategy: Phase 2

Phase 2: Educate & Build Hyperlocal Network

“To overcome the obstacles, the JBJ team leveraged our relationships throughout the county to reinvent what it means to reach the hard to count community as well as use trusted voices in the community to give residents the most up to date information about the Census.

-- JBJ

Strategy: Phase 3

Phase 3: Hyperlocal Activation

Outcome: Activated local marketing outreach and made a quick pivot due to COVID-19 and social distance guidelines. We then focused on driving Census awareness through digital touchpoints.

Suspended In-Person Activations

Census Day (April 1)

Dallas County Census Weekend

Census Live! locations

Census Live! kiosks

Canvassing

Socially-Distanced Activations

Distributed collateral at food distribution sites and library curbside pick-ups

Provided framework for partners to host virtual awareness events

Phone banks

Signage at COVID-19 testing sites


Reminders in utility bills

Increased digital outreach

- Digital asset creation
- Increased frequency of digital ads
- Social media ads

Strategy: Phase 3

Hyperlocal Activation: Elected Official / Partners Toolkit



Downloadable assets at www.dallascensus.com

- Email template for custom emails (six languages)
- Digital banners
- Digital / printable flyers (six languages)
- Digital / printable door hangers (five languages)
- Multi-cultural image library
- Logos
- PowerPoint templates

Strategy: Phase 3

Hyperlocal Activation: Outreach

23,872

Households
Canvassed



432,506

Phone Calls



25,803

Families reached at
Food Distribution Sites



11,752

Reached at Lowe's
Home Improvement



237k

Families reached by
Mail



200/100k

Churches/Reach



1

English and Spanish
Website



278k

Collateral items



1,007

Partnerships



Strategy: Phase 3

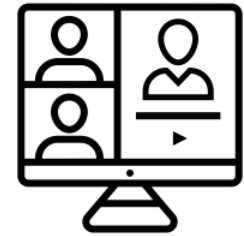
Hyperlocal Activation: Outreach in Partnership with Elected Officials

Block walking



Commissioner Garcia
Commissioner Price
Councilman Thomas
Councilwoman Mendelsohn
Councilman West
Councilman Resendez
Councilman Blewitt
Councilman Balzadua

Events (in-person/virtual)



Judge Jenkins
Commissioner Garcia
Councilwoman Arnold
Councilwoman Gates
Councilman McGough
Councilman Narvaez
Councilwoman Mendelsohn
Councilman Medrano
Councilman Atkins
Councilman Resendez
Councilman Blewitt
Councilman Balzadua

Strategy: Phase 3

Hyperlocal Activation: African American Outreach

The Concilio / JBJ Management



Events

- Black Lives Matter protests
- Concord Church food distribution
- Need to Be Heard
- NULYP Phone Bank
- Take a Knee in Unity

Partnerships

- AA Pastors Coalition
- Fraternities / Sororities
- Voter registration
- Dallas BPA
- DAR
- Back to School events

- IMA
- Harmony Dev Corp
- Food pantry distributions
- The Links
- NULYP
- Reimagine Redbird

Strategy: Phase 3

Hyperlocal Activation: Latino Outreach

The Concilio / JBJ Management



Events

- Marc Anthony Concert
- Get Counted Lowrider Cruise
- El Mochilón
- Ledbetter Ford Eagle NA
- Mercado 369 Health Fairs

Partnerships

- Catholic Charities
- GDHCC
- Hispanic Heritage Ambassadors
- Los Barrios Unidos
- LULAC
- Pleasant Grove Unidos

- Villas del Tesoro Apartments
- Hunger Busters
- Wesley Rankin Comm Ctr.
- NAHF
- NALEO
- NLLEO

Strategy: Phase 3

Hyperlocal Activation: Earned Media

MRR & Associates/JBJ Management

71.4MM
Reach



81
TV Stories



415
Community
Newsletters



9
Podcasts



13
Print Articles



119
Online Articles



38
Radio Stories




Strategy: Phase 3

Hyperlocal Activation: Spanish Earned Media Only

MRR & Associates

9.9MM
Reach



31
TV Stories



59
Community
Newsletters



5
Podcasts



2
Print Articles



62
Online Articles



3
Radio Stories



Strategy: Phase 3

Hyperlocal Activation: Social Media

ABI/White Pants

23.4MM
Impressions
from Paid Ads



30,431
Clicks to
dallascensus.com



\$2.20
Cost Per Click




20
Social Media Influencers
Audience of 1.4MM



293,071
Impressions from
Influencers



46,438
Engagements with
Followers



Strategy: Phase 3

Hyperlocal Activation: Social Media

ABI / White Pants

Geo-Fencing

Geo-fencing is location-based advertising. The benefit of our geo-fencing approach was to align digital advertising with areas that have lower response rates and are in hard to count areas. We geo-fenced areas with a higher internet penetration rate to maximize digital spend.

Pixel Data

The benefit of our pixel data approach was to target those who have visited the census website but did not click through to fill out the census. These individuals were shown census ads on their devices when they visited other sites.



Strategy: Phase 3

Hyperlocal Activation: Social Media


ABI / White Pants



Strategy: Phase 3

Hyperlocal Activation: Social Media

ABI / White Pants



christianayebra • Following



christianayebra Taking the Census is a lot easier (and less sweaty) than taking a spin class. Grab your phone during halftime and complete the Census TONIGHT. Your participation helps determine how millions of dollars are spent in your community. ✅ #ad #sponsored

 @storylinesco



631 views

13 HOURS AGO

Add a comment...

Post



Strategy: Phase 4

Phase 4: Non-Response Follow-Up

“Overall the main obstacle we had were the restrictions in outreach due to COVID-19. It was frustrating, but it was out of our control. To ensure the safety of our team and our community, there were weeks with very few outreach opportunities and no canvassing/block-walking for much of the project.”

-- The Concilio

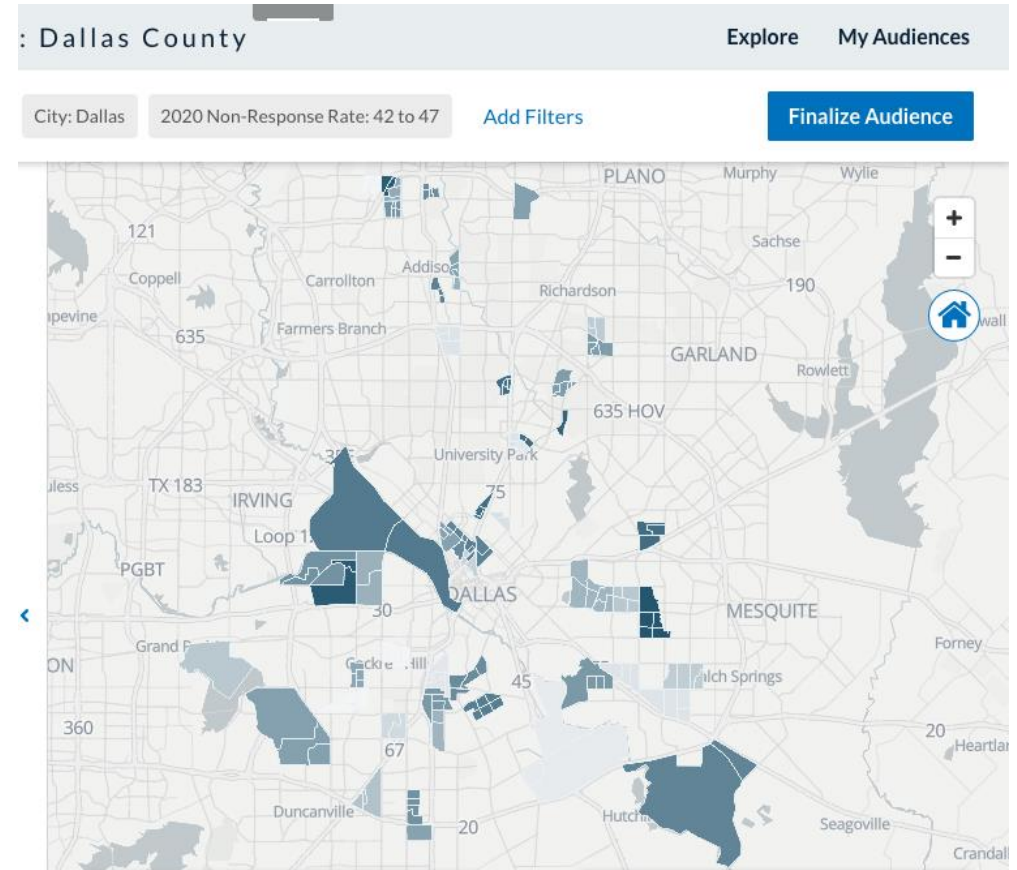
Strategy: Phase 4

Phase 4: Non-Response Follow-Up

Outcome: Final push to drive self-response participation.

Segmented Dallas County by Response Rates for Canvassing and Activations

- Level 1: 69% and above
- Level 2: 59% - 68%
- Level 3: 53% - 58%
- Level 4: 45% - 52%
- Level 5: 44% and below



Level 3 map

Strategy: Phase 4

Phase 4: Final Push

Execution Plan Review

- Social Media – Level 1 – 5 tracts
 - Concentrated social media ads on Level 1 and 2 Census tracts with higher internet coverage and higher response rates.
 - 16 social media influencers
- Outreach - Level 3 and 4 tracts
 - Canvassing
 - Phone bank
 - Texts
 - Mailers
- Events – Level 4 and 5 tracts
 - Food distribution
 - Voter registration
 - Back to school
 - 10-day countdown
- Earned Media with reach and credibility with hard to count populations.
 - Press releases
 - Op-Ed
 - Multi-cultural / Multilingual coverage
- Leveraged 600+ Partnerships
 - Rally and support elected officials, business and community leaders to influence their constituents, employees and customers
 - Volunteer canvassing / phone bank
 - Leverage communication channels
 - Major in-kind donation partners: Communities Foundation of Texas (“CFT”), Dallas Mavericks, Parkland Hospital, Services of Hope
 - Major distribution partners: Lowe’s, Dallas ISD, Richardson ISD, CFT, Dallas Mavericks

Creative

We have created more than 100 different 2020 Census creative elements.




Out of Home Advertising



Paid Ads


The image displays a grid of 40 social media advertisements for the 2020 Census in Dallas County. The ads are arranged in four rows and ten columns. Each ad features a unique visual and text-based message, often including the hashtag #DallasCuenta2020 and the slogan 'WE ALL COUNT! TODOS CONTAMOS!'. The themes include: Juneteenth as a day to reflect; honoring fallen service members; the importance of counting for the 2022 Texas population; the 'COUNT ME IN Challenge' and 'Walk the Talk' event; the value of money or donations; the priority of maintaining private information; the impact of census data on federal funding for education; and the extended deadline of September 30th. The ads use a variety of backgrounds, including portraits of diverse individuals, community scenes, and symbolic imagery like flags and hands.

Social Posts



Flyers





Your participation

There's still time to take the Census!

Deadline Extended until September 30!


Spread the Word

Respond Now

Fill out the 2020 census today and get counted!

I COUNT, YOU COUNT.

WE ALL COUNT!



¡YO CUENTO, TÚ CUENTAS.

TODOS CONTAMOS!

Support for the response of a health pandemic should not be something we have to worry about. By counting everyone in our household and community in the census, it will help inform how federal funds will be allocated for programs and services to assist our healthcare system for future planning.

Visit
Call
Follow

www.2020census.gov
844.330.2020
#DallasCounts2020

844.330.2020

@dallascounts2020

DallasCounts2020



Digital Ads



Digital Ads

Map Creative

Greater Participation
Greater Representation



Es Rápido. Es Fácil.
Está Disponible en
Varios Idiomas.



Greater Participation
Greater Representation



It's 10 questions.
It's 10 minutes.
It's your duty.

I COUNT, YOU COUNT,
**WE ALL
COUNT!**

¡YO CUENTO, TU CUENTAS.
**TODOS
CONTAMOS**

#DallasCounts2020 | #DallasCuenta2020

RESPOND TODAY

It's 10 questions. It's 10 minutes.
It's your duty.

I COUNT, YOU COUNT,
**WE ALL
COUNT!**

¡YO CUENTO, TU CUENTAS.
**TODOS
CONTAMOS**

#DallasCounts2020 | #DallasCuenta2020

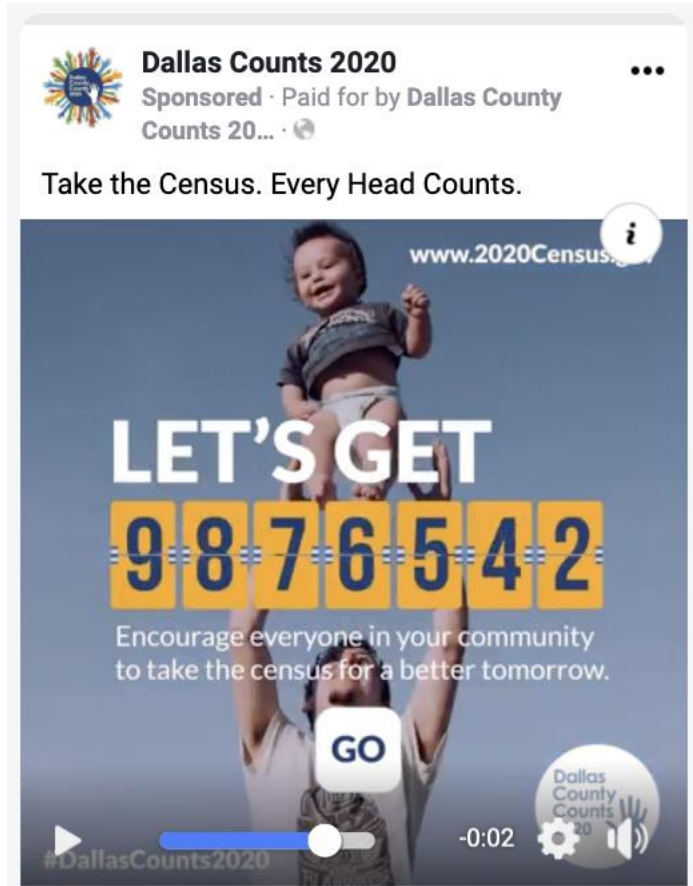
RESPOND TODAY

Mayor Participación
Mayor Representación



Digital Ads

Community English



Dallas Counts 2020
Sponsored · Paid for by Dallas County Counts 20... · 🌐

Take the Census. Every Head Counts.

www.2020Census.gov

LET'S GET
9 8 7 6 5 4 2


Encourage everyone in your community to take the census for a better tomorrow.

GO

-0:02

#DallasCounts2020

Dallas County Counts 2020



Your **community** is depending on you.
We all depend on each other to do our part in making our neighborhoods better everyday.

[Get Started](#)

Dallas County Counts 2020

Visit www.DallasCensus.com



Your **family** depends on you.
Your family trusts you to fight for what they need today and the rights for their future. Don't leave your family out.

[Get Started](#)

Dallas County Counts 2020

Visit www.DallasCensus.com



Your **school** is depending on you.
Education is critical for families to thrive. More money means your students get access to the education that will help you get there.

[Get Started](#)

Dallas County Counts 2020

Visit www.DallasCensus.com



Your **community** is depending on you.
We all depend on each other to do our part in making our neighborhoods better everyday.

[Get Started](#)

Dallas County Counts 2020

Visit www.DallasCensus.com



Your **neighborhood** is depending on you.

Complete your census survey today and collectively represent your neighborhood.

[Get Started](#)

Dallas County Counts 2020

Visit www.DallasCensus.com



Your **neighborhood** is depending on you.
Complete your census survey today and collectively represent your neighborhood.

[Get Started](#)

Dallas County Counts 2020

Visit www.DallasCensus.com



Your **community** is depending on you
We all depend on each other to do our part in making our neighborhoods better everyday.

[Get Started](#)

Dallas County Counts 2020

Visit www.DallasCensus.com

Digital Ads

Community Spanish

Para las chicas
Todos cuentan en el censo. Un conteo completo significa que las comunidades obtengan lo que necesitan.

Para los adictos a los coches
Un conteo completo significa que las comunidades obtengan lo que necesitan.

Ser Contado

For The Chismosas
Un conteo completo significa que las comunidades obtengan lo que necesitan.

For The Car Junkies
Un conteo completo significa que las comunidades obtengan lo que necesitan.

Tu escuela depende de ti
La educación es esencial para que las comunidades prosperen. Más fondos significa que tus estudiantes tendrán acceso a la educación que les ayudará a llegar hasta ahí.

Empieza Aquí

Visita www.DallasCensus.com

Dallas County Counts 2020

Tu comunidad depende de ti
Dependemos los unos de los otros para mejorar nuestras comunidades cada día.

Empieza Aquí

Visita www.DallasCensus.com

Dallas County Counts 2020

Tu comunidad depende de ti
Responde a las preguntas hoy y representa a todos en tu comunidad.

Empieza Aquí

Visita www.DallasCensus.com

Dallas County Counts 2020

Tu familia depende de ti
Tu familia confía en que los representes hoy y que necesitan ahora y sus derechos para el futuro. No olvides de tu familia.

Empieza Aquí

Visita www.DallasCensus.com

Dallas County Counts 2020

Digital Ads

Blue & Gold

Get your community the educational dollars it needs. Count the kids.

WE COUNT

Every Head Counts



Dallas County Counts 2020

#DallasCounts2020

You Count

A full census count can encourage spending by local businesses.

WE COUNT

Every Head Counts



Dallas County Counts 2020

#DallasCounts2020

You Count

Get your community the educational dollars it needs. Count the kids.

WE COUNT

Every Head Counts



Dallas County Counts 2020

#DallasCounts2020

You Count

Get your community the educational dollars it needs. Count the kids.

WE COUNT

Every Head Counts



Dallas County Counts 2020

#DallasCounts2020

You Count

CONTAMOS

Cada Cabeza Cuenta



Dallas County Counts 2020

#DallasCuenta2020

La respuesta del censo ayuda a decidir cómo se gasta el dinero en carreteras y puentes.

Tú Cuentas

CONTAMOS

Cada Cabeza Cuenta



Dallas County Counts 2020

#DallasCuenta2020

Un conteo completo del censo puede alentar el gasto de las empresas locales.

Tú Cuentas

Obtenga los dólares educativos que su comunidad necesita. Cuenta a los niños.

CONTAMOS

Cada Cabeza Cuenta



Dallas County Counts 2020

#DallasCuenta2020

Tú Cuentas

La respuesta del censo ayuda a decidir cómo se gasta el dinero en carreteras y puentes.

CONTAMOS

Cada Cabeza Cuenta



Dallas County Counts 2020

#DallasCuenta2020

Tú Cuentas

Un conteo completo del censo puede alentar el gasto de las empresas locales.

CONTAMOS

Cada Cabeza Cuenta




Dallas County Counts 2020

#DallasCuenta2020

Tú Cuentas

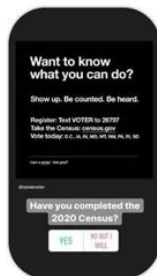
Influencer Engagement

Replied to your story

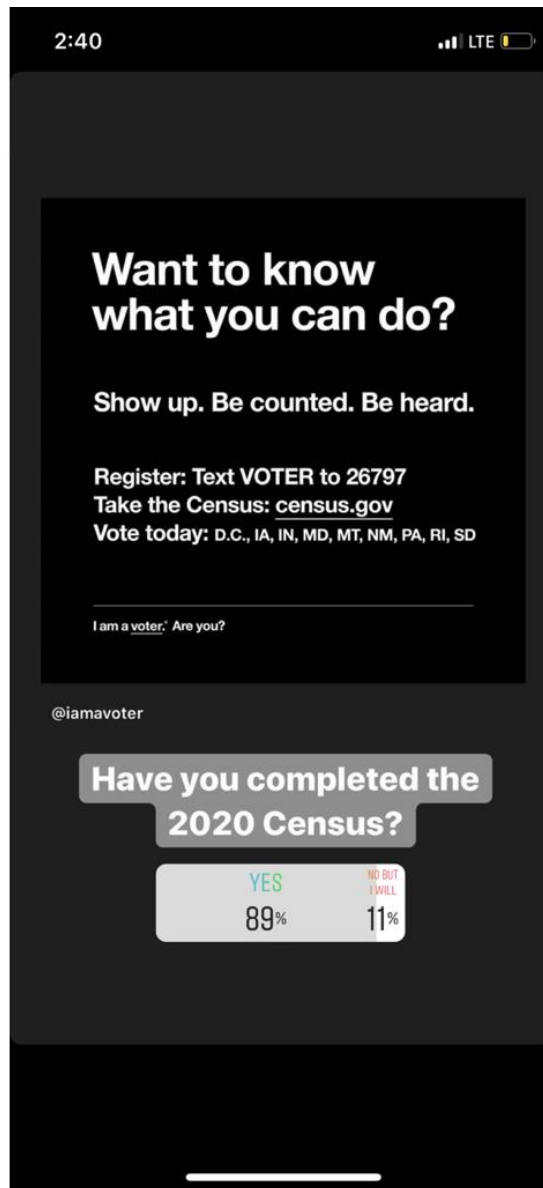


Will you send link? I am going to do it once I get home.

Replied to your story

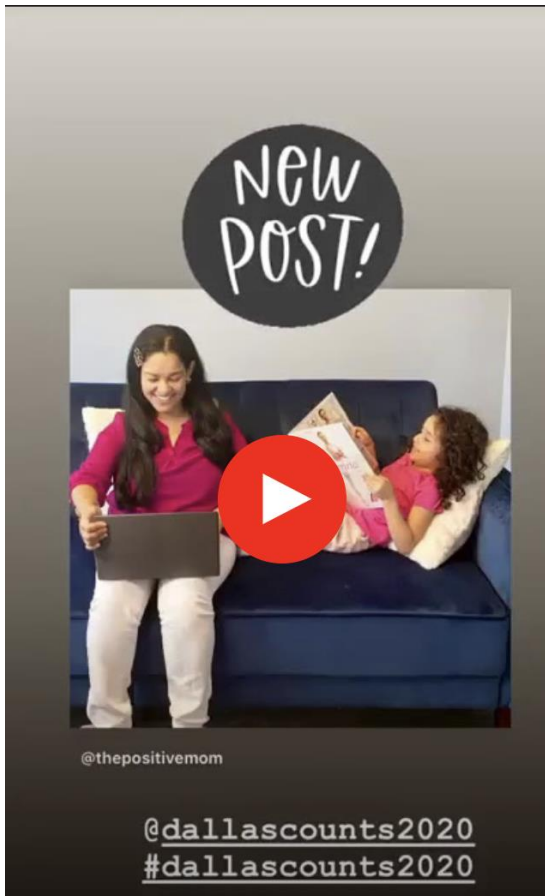


I'll do it right now



Influencer Content

Blue & Gold

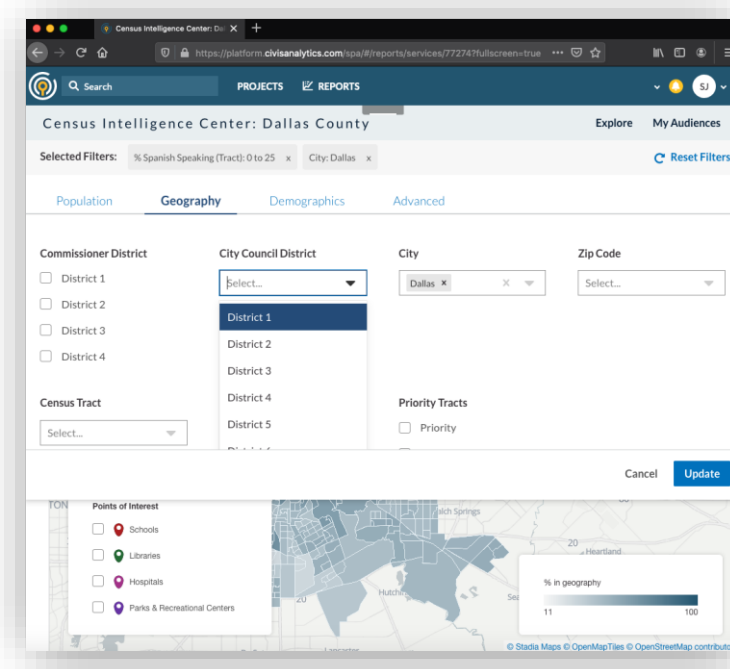
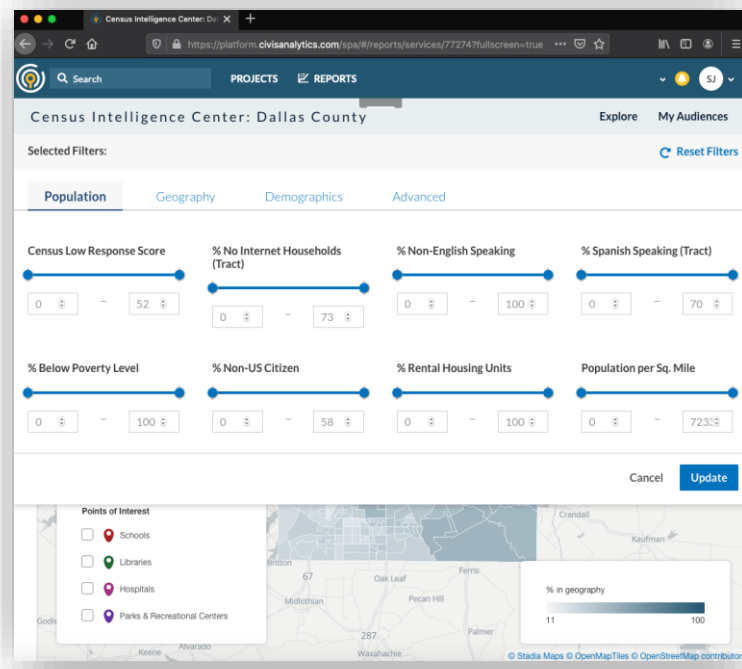


Response Rates



Census Intelligence Center

- The *Census Intelligence Center* (“CIC”), guided a data-driven approach to educate and drive awareness for the U.S. Census
- We activated marketing efforts at the block group level based on predictive maps generated by the Census Intelligence
- Surpassing the publicly accessible rates, the CIC provided line of sight on more than 20 demographic traits, daily response rates, and predictive models that allowed our team to maximize penetration and effectiveness.



Overall Response Rates



- U.S. Census Bureau predicted a 59% response rate (pre-COVID), which Dallas County surpassed by nearly five points
- In 2010 Dallas County lagged the nation by -9.4%. The Dallas County rate significantly improved vs. the nation cutting the gap to -3.1%.
- Dallas County realized a smaller decrease than the state of Texas and Harris County*

Response Rates	2010	2020	Difference
Dallas County	64.6%	63.9%	-0.7%
Dallas	61.9%	59.7%	-1.6%
Texas	64.4%	62.8%	-2.3%
U.S.	74.0%	67.0%	-7.0%

*Harris County is the metro area that most resembles the demographics of Dallas County / City of Dallas especially when considering Hard to Count communities: renters, families with young children, Hispanics, Blacks, % without broadband internet and % below the poverty level.

Source: census.gov, Civis Analytics



Hard to Count



Dallas County and the City of Dallas significantly over-index versus its peers in populations deemed by the US Census Bureau as “*hard to count*.”

- Households with children 0 to 5
- Black/African-American
- Hispanic/Latino
- Low income

In addition, it over-indexes versus its peers in households without broadband internet service. This is of significance because for the first time the Census Bureau launched its decennial census with most households receiving an invitation, not a survey, asking them to respond via the internet. The Census waited a month before mailing one paper survey and followed up with postcard reminders to respond online, by mail or by phone.

The majority of media partners highlighted the distinct challenges of getting these hard to count residents to respond and emphasized educating and motivating residents. However, the local Dallas paper repeatedly compared Dallas County’s rates with nearby counties/cities with significantly less percentages of hard to count populations, resulting in an apples to oranges comparison.

Response Rates

Dallas County Over Indexes with Hard to Count Populations

Hard to Count	Dallas	Fort Worth	Houston	Dallas County	Harris County	Tarrant County	Texas
Households with broadband internet	73.5%	80.8%	77.0%	78.5%	81%	84.3%	79.3%
Owner-occupied housing	41.2%	57.2%	42.9%	50.1%	54.7%	60.5%	61.9%
Persons in poverty	20.5%	16.0%	20.6%	14.2%	16.5%	12.1%	14.9%
Children 0 to 5	7.7%	7.9%	7.5%	7.5%	7.6%	7%	7.1%
Black or African American	24.3%	19.0%	22.5%	23.5%	19.9%	17.5%	12.8%
Hispanic or Latino	41.7%	35.0%	44.8%	40.5%	43.3%	29.2%	39.6%
Self-response rate	59.7%	64.5%	58.9%	63.9%	62.9%	68.9%	62.8%

- highest %
- 2nd highest %

Commissioner Districts

Response rates by Commissioner Districts

- Districts 2 and 3 increased their Census response rates
- Districts 1 and 4 saw a dip in response rates
- Lower internet coverage correlates with lower response rates

Commissioner District Response Rates	2010	2020
District 1	62.2%	60.0%
District 2	71.5%	73.1%
District 3	63.8%	64.0%
District 4	62.6%	60.7%

City Council Districts



Response rates by City Council Districts

- Districts with higher poverty and lower internet coverage represented the districts with the lowest response rates.

City Council District Response Rates	2010	2020
Dallas	61.9%	59.7%
District 1	67.6%	59.2%
District 2	59.0%	53.1%
District 3	71.2%	64.7%
District 4	64.1%	55.7%
District 5	69.8%	59.7%
District 6	60.2%	52.5%
District 7	62.9%	54.0%
District 8	63.4%	57.3%
District 9	74.6%	70.1%
District 10	64.0%	60.8%
District 11	70.2%	61.5%
District 12	74.8%	68.1%
District 13	72.8%	66.4%
District 14	65.0%	61.8%

Response Rate by City



Dallas County Cities	2010	2020
Addison	63.6%	63.1%
Balch Springs	62.1%	54.8%
Carrollton	71.8%	73.8%
Cedar Hill	68.1%	74.5%
Cockrell Hill	64.1%	52.6%
Coppell	78.3%	83.6%
Dallas	61.9%	59.7%
DeSoto	69.9%	74.2%
Duncanville	71.3%	73.2%
Farmers Branch	72.0%	67.3%
Garland	71.3%	70.1%
Glenn Heights	64.7%	71.2%
Grand Prairie	67.1%	67.8%

Dallas County Cities	2010	2020
Highland Park	78.1%	75.6%
Hutchins	55.7%	61.4%
Irving	62.1%	62.3%
Lancaster	67.0%	68.6%
Lewisville	65.1%	66.0%
Mesquite	68.3%	67.3%
Richardson	74.9%	70.3%
Rowlett	76.1%	81.4%
Sachse	74.8%	81.8%
Seagoville	70.2%	66.3%
Sunnyvale	83.8%	82.7%
University Park	76.1%	76.7%
Wilmer	54.5%	58.6%



Contact Info

Sophia Johnson

Alpha Business Images

President

972.716.0070

sjohnson@alphabusinessimages.com

