

Memorandum



CITY OF DALLAS

DATE December 16, 2022

TO Honorable Mayor and Members of the City Council

SUBJECT **Taking Care of Business – December 15, 2022**

Chief Data Officer Featured in Harvard University Publication

Dr. Brita Andercheck, Chief Data Officer, has been featured in an article: “Maps, Stats, and Equity”: <https://datasmart.ash.harvard.edu/maps-stats-and-equity>. The article discusses how cities across the nation are addressing systemic and long-standing inequities and how Chief Data Officers are assisting in that work.

Dr. Andercheck, along with Eva Pereira in Los Angeles, share what it means to be a “data surgeon” and “slice general measures of inequality like income with more precise data on infrastructure to carve out the exact spots in need of additional assistance.” The article is published by Data-Smart City Solutions, a project of the Bloomberg Center for Cities at Harvard University and is featured in their December 9, 2022, edition of the *Lessons from the Civic Analytics Network* series. Should you have any questions, please contact Dr. Brita Andercheck, Chief Data Officer of Data Analytics & Business Intelligence.

Dallas Librarian Teaches Media Literacy to Kazakhstani Librarians

Dallas Public Library’s Central District Manager Kristen Calvert spoke to 1,000 library staff members across the country of Kazakhstan about media literacy and how we incorporate media literacy principles into services offered through the public library. The information training was organized through the U.S. State Department in partnership with the American Library Association thanks to an American Corners grant. The grant aims to provide accurate, timely and compelling information about the U.S. and build respect with host countries through STEAM and cultural programs. Should you have any questions, please contact Director of Libraries Jo Giudice.

Panhandling Initiative Update

Along with the [Responsible Giving Campaign](#) that launched on December 5, 2022, the Office of Homeless Solutions (OHS) will be targeting currently identified panhandling hot spots starting the weeks of December 12 and 19, 2022. These hot spots will continue to be monitored weekly during the entire duration of the campaign. As the pilot expands throughout the City, additional hot spots will be identified to provide equitability across all 14 Districts. Outreach will also canvas localized businesses and provide outreach via educational marketing materials to residents to deter panhandling by giving responsibly instead. Please see the attached Responsible Giving graphic that Outreach will be utilizing during outreach efforts and please share via newsletters and social media.

DATE December 9
SUBJECT Taking Care of Business – December 8, 2022

Key Panhandling Hot Spots by District

District 1	Jefferson & 9 th St, Ft. Worth Ave & Westmoreland, Riverfront & Cadiz
District 2	Inwood Rd & Lemmon Ave, Houston St & Commerce St, Webb Chapel & NW Highway
District 3	Kiest & 67, Hampton & Ledbetter
District 4	Lancaster & Kiest, Lancaster & 52 nd , 35 & 10 th , Ledbetter & 35
District 5	Buckner & Lake June, Holcomb & Lake June
District 6	Harry Hines & W NW Highway
District 7	Buckner & 30, Jim Miller & 30, Samuel & Buckner
District 8	Beltline & 175, Bonnie View & 20, Lancaster & 20, Cockrell Hill & 20
District 9	635 & NW Highway
District 10	635 & Greenville
District 11	635 & Hillcrest, 635 & Coit, Royal & 75, Forest & 75, Meadows & 75
District 12	Frankford & Dallas N Tollway
District 13	See D11
District 14	Lovers & 75

To track the progression of the campaign the following metrics have been identified: 311 service requests, weekly visual and physical site monitoring, earned media mentions of keywords tracked in our media monitoring subscription service, total views of pages within the new website, links followed via press releases, direct sources of traffic to pages of the website (i.e. Google, QR code, etc.), and donation contributions to Communities Foundation of Texas. If you have any questions please reach out to Christine Crossley, Director of the Office of Homeless Solutions, at Christine.Crossley@dallas.gov.

Save the Date: 2023 Homeless Point-In-Time Count

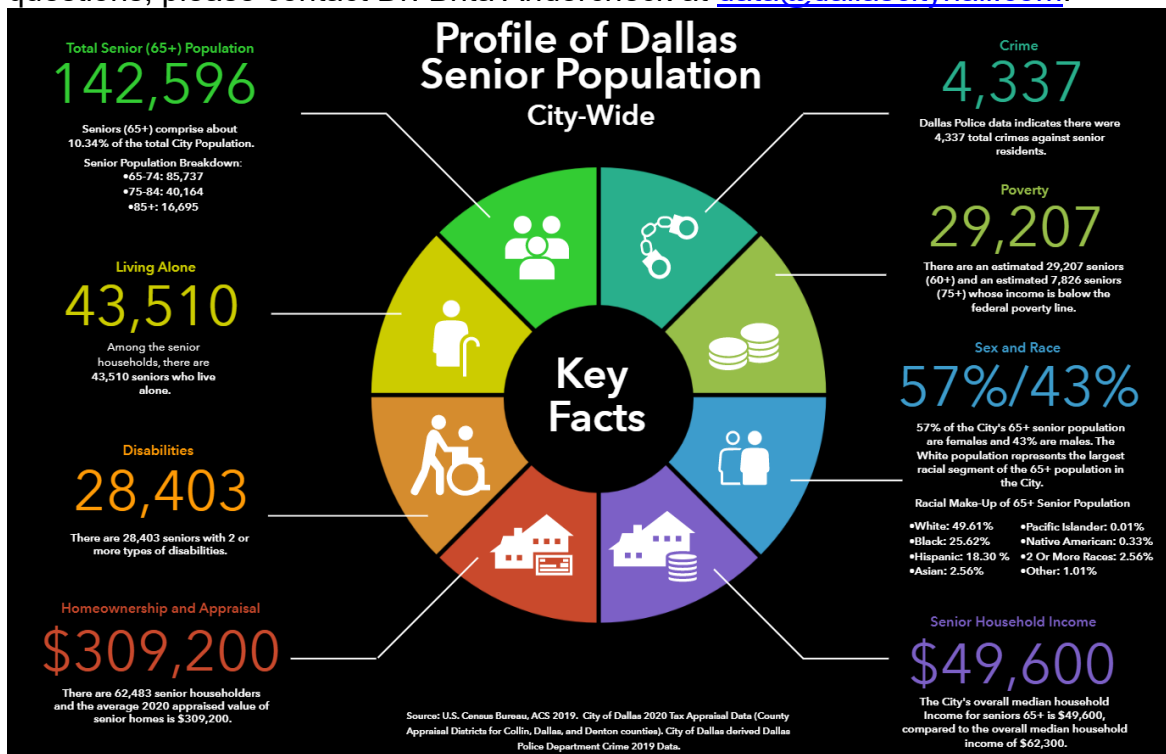
Housing Forward's annual Homeless Point-In-Time (PIT) count will be conducted in Dallas and Collin Counties on the evening of January 26, 2023. Required by the U.S. Department of Housing and Urban Development, the PIT Count is the count of sheltered and unsheltered individuals experiencing homelessness on one night in January. Locally, data gathered from the count is used for policy development and program planning for homeless residents. The PIT count would not be possible without hundreds of volunteers. This is an excellent opportunity to make a long lasting and meaningful impact on homelessness in our community. If you would like to volunteer, please contact Gloria Sandoval, City of Dallas PIT Count Coordinator, in the Office of Homeless Solutions. All volunteers must register in advance as no walk-in teams will be accepted on the night of the count. OHS will ensure councilmembers and their teams are assigned to the team's requested location. Additional details about this event are forthcoming. If you have any questions,

DATE December 9
SUBJECT Taking Care of Business – December 8, 2022

please contact Gloria at gloria.sandoval@dallas.gov or Christine Crossley, Director of the Office of Homeless Solutions at Christine.crossley@dallas.gov.

Profile of Dallas Senior Population

The Office of Data Analytics and Business Intelligence partnered with the Office of Community Care and the Senior Affairs Commission to develop a profile of the senior population in the City of Dallas. The infographic below highlights key facts about the Dallas senior population city-wide, and the attached infographic shows the breakdown of the demographics by City Council District. Should you have any questions, please contact Dr. Brita Andercheck at data@dallascityhall.com.



Second Chance Hiring Event

The Small Business Center FreshStart Employment Program will sponsor a hiring event in partnership with the Dallas Public Library, on Thursday, December 15, 2022, from 9:00 AM to 4:00 PM at the J. Erik Jonsson Central Library, City Life, Education, and Work Skills, 6th Floor. Register on Eventbrite: bit.ly/3XM4Hzr. Should you have any questions, please contact Marcus Stewart, Reentry Workforce Coordinator for the Small Business Center, at marcus.stewart@dallas.gov or freshstartemployment@dallas.gov.

Dallas Animal Services Exceeded their Placement Goal in Three Days

On Thursday, December 8, Dallas Animal Services (DAS) put a call out to the Dallas community for help to find placement for 150 medium or large dogs over a three-day period. The goal was to get these dogs out of the building to create a “clean

“Our Product is Service”

Empathy | Ethics | Excellence | Engagement | Equity

DATE December 9
SUBJECT Taking Care of Business – December 8, 2022

break” in animal flow and end the spread of canine upper respiratory infections (URI), including the canine influenza virus (CIV).

The response from the community was overwhelming, with 160 medium and large dogs leaving the building - 74 large dogs fostered, 58 dogs adopted, and 28 pulled by local rescues. A further 30 large dogs are scheduled for pickup for foster, adoption, or rescue in the coming days. Thanks to the community’s response, DAS was able to maximize lifesaving and start its clean break on Monday morning!

A special thank you to City of Dallas departments and individual staff members who helped spread the word about our need for help this past weekend. For more information about how to help Dallas Animal Services, please contact MeLissa Weber, Director of Dallas Animal Services, at MeLissa.Webber@Dallas.gov.



Code Compliance Engages with Staff Internally

An internal employee engagement event (at the Latino Cultural Center) was held on Wednesday December 7, 2022. The event focused on positive attitudes personal/professional growth, aligning with success, work satisfaction and team building. Executive leadership helped put the event on for staff and the experience will help Code grow internally and use the tools learned to help staff with external stakeholders as well.



DATE December 9
SUBJECT **Taking Care of Business – December 8, 2022**

Should you have any questions, please contact Chauncy Williams, Assistant Director, of the Department of Code Compliance Services, at chauncy.williams@dallas.gov.

ERCOT Technical Advisory Committee

The 52nd Annual Electric Reliability Council of Texas, Inc. (ERCOT) Membership meeting will be held on December 20, 2022. The City of Dallas is a member of ERCOT, which manages the flow of electric power to more than 26 million Texas customers – representing approximately 90 percent of the state’s electric load. Members include consumers, cooperatives, generators, power marketers, retail electric providers, investor-owned electric utilities, transmission, and distribution providers, and municipally owned electric utilities. City of Dallas employee Nikolaus Fehrenbach, of Utility Management in Budget & Management Services, was elected to represent Large Commercial Consumers on the Technical Advisory Committee (TAC), which is considered one of the most important committees at ERCOT. Mr. Fehrenbach has worked in this field for many years and previously served on the TAC and the ERCOT Board of Directors. The TAC makes recommendations to the board regarding ERCOT policies and procedures and is responsible for prioritizing projects through the protocol revision request, system change request, and guide revision processes. The ERCOT Membership anticipates 2023 being a difficult year as they continue to contend with Winter Storm Uri and debate the fundamental re-design of the market. Should you have any questions, please contact Janette Weedon, Director of Budget & Management Services.

Convention and Event Services Weekly Event Report

Each week, Convention and Event Services will provide a report featuring two weeks of upcoming events that are either coordinated with the Office of Special Events or hosted at the Kay Bailey Hutchison Convention Center Dallas. The report highlights the dates, location, and Council District for each event, and is attached for your convenience. Should you have any questions or concerns, please contact Rosa Fleming, Director of Convention and Event Services at rosa.fleming@dallascityhall.com

Office of Procurement Services New Opportunities

The Office of Procurement Services (OPS) is excited to announce the following new contract opportunities. More information can be found on the City’s [electronic bid portal](#):

Opportunity No.	Opportunity Name
CIZ-DWU-22 495	2022 Dredging at Various Locations, Contract No. 22-495
BI23-00021089	HVAC System Air & Surface Purification
BKZ23-00020467	Professional Employer Organization

DATE December 9
SUBJECT **Taking Care of Business – December 8, 2022**

We are also pleased to share the latest, [Procurement Quarterly](#) listing citywide opportunities for the current quarter (of the fiscal year) and published on the OPS [website](#). The City of Dallas Office of Procurement Services will host [in-person and virtual meetings](#) to engage business and non-profit vendors with technical assistance regarding "Doing Business with the City of Dallas". For more information about the City of Dallas Office of Procurement Services or to schedule an appointment, please contact DeNita Lacking-Quinn, at Denita.quinn@dallas.gov or call 214.670.5542.

The City of Dallas Office of Procurement Services will host [in-person and virtual meetings](#) to engage business and non-profit vendors with technical assistance regarding "Doing Business with the City of Dallas". For more information about the City of Dallas Office of Procurement Services or to schedule an appointment, please contact DeNita Lacking-Quinn, at Denita.quinn@dallas.gov or call 469.792.1111.

Please be advised that once an opportunity is advertised, it is considered an open procurement until the City Council awards the contract. The Code of Ethics prohibits communication between council members and vendors/ suppliers on open procurements. Should you have any questions, please contact Danielle Thompson, Director of Procurement Services.

Office of Homeless Solutions Website Launch

The Office of Homeless Solutions (OHS), in conjunction with Communications and Marketing, has launched a new [DallasHomelessSolutions.com website](#). The website will serve as a resource for organizations, communities, and residents, transparently highlighting OHS' initiatives and partnerships while educating organizations, communities and residents on how to give responsibly. Organizations may also register to provide emergency shelter during inclement weather. If you have any questions, contact Christine Crossley, Director of the Office of Homeless Solutions, at Christine.Crossley@dallas.gov.

OHS Street Outreach Update

The Dallas Real Time Rapid Rehousing (D.R.T.R.R.) team of homeless service providers, co-led by the Office of Homeless Solutions (OHS) and Metro Dallas Homeless Alliance (MDHA), is currently targeting several encampments, which will result in closure through the housing of those unsheltered individuals throughout the year. The team will outreach to these sites and meet with various persons experiencing homelessness to assess their needs in preparation for site closure via housing. During this time, the OHS Street Outreach Team will continue to engage with unsheltered residents through normal street outreach, connecting people with the needed resources, such as: getting IDs, working with Community Courts on expunging eligible tickets and offenses from their records, identifying medical needs, and getting them access to the Coordinated Access System (CAS). The DRTRR Community Dashboard is live and may be found [here](#).

DATE December 9
SUBJECT Taking Care of Business – December 8, 2022

Please see the below schedule for homeless encampment cleaning the week of December 12 through December 16, 2022. Please note that these will be for debris removal and outreach only. All encampment cleaning requests are being resolved as time allows. We appreciate everyone's patience.

Encampment Resolution (Cleaning) Schedule December 12 – December 16, 2022

LOCATION
1848 California Crossing Rd
1700 Baylor
2900 Hickory
1600 Chestnut
75 & Walnut Hill
11611 Ferguson Rd
75 & Forest
75 & Meadow

OHS continues to urge people who see an encampment to report it via 311 or 311's OurDallas smartphone app to ensure strategic alignment with comprehensive OHS outreach. The OHS Service Request dashboard can be utilized to track the progress of encampment resolution efforts. Please visit the [dashboard](#) and feel free to share this tool with residents. If you have any questions please reach out to Christine Crossley, Director of the Office of Homeless Solutions, at Christine.Crossley@dallas.gov.

Media Inquiries

As of December 12, 2022, the Communications, Outreach, and Marketing (COM) Department has received various media inquiries available to view [here](#). Should you have any questions, please contact Catherine Cuellar, Director of Communication, Outreach, & Marketing.

The following storylines reference the major media inquiries addressed by Dallas Fire-Rescue (DFR) during the period dating from December 6th – 12th. A more detailed account of the department's responses to those inquiries, and others, can be viewed at [this link](#). Should you have any questions or concerns, please contact Fire Chief, Dominique Artis, at dominique.artis@dallasfire.gov.

- Fire Destroys Army/Navy Thrift Store in Northwest Dallas
- No One Injured Following Fire at Homeless Camp in Northwest Dallas
- DFR Agrees to Settlement with State Health Services Department

DATE December 9
SUBJECT **Taking Care of Business – December 8, 2022**

Should you have any questions or concerns, please contact Genesis D. Gavino, Chief of Staff.



T.C. Broadnax
City Manager

c: Chris Caso, City Attorney
Mark Swann, City Auditor
Biliera Johnson, City Secretary
Preston Robinson, Administrative Judge
Kimberly Bizer Tolbert, Deputy City Manager
Jon Fortune, Deputy City Manager

Majed A. Al-Ghafry, Assistant City Manager
M. Elizabeth (Liz) Cedillo-Pereira, Assistant City Manager
Dr. Robert Perez, Assistant City Manager
Carl Simpson, Assistant City Manager
Jack Ireland, Chief Financial Officer
Genesis D. Gavino, Chief of Staff to the City Manager
Directors and Assistant Directors

FreshStart
Employment
Second Chance

HIRING EVENT

- Utility Maintenance Worker
- Recreation Center Assistant
- Laborer II
- Park Maintenance Worker
- Trades Helper
- HVAC Technician
- and more!*

Register on Eventbrite: bit.ly/3XM4Hzr

SAME DAY INTERVIEWS

- **POTENTIAL SAME DAY OFFERS**
- **ONSITE ONBOARDING**

Polish off your resumes and dress to impress!

Thursday Dec. 15, 2022
9 a.m. to 4 p.m.

Dallas Public Library

J. Erik Jonsson Central Library
City Life, Education, and Work Skills, 6th Floor
1515 Young St.
Dallas, TX 75201

Sponsored by



**Small
Business Center**



SCAN ME

Apply before attending



in partnership with



Nuevo comienzo
Empleo
Segunda oportunidad

EVENTO DE CONTRATACIÓN

- Mantenimiento de servicios públicos • Asistente de centro de recreación • Obrero II
- Mantenimiento de parques • Ayudante de operaciones • Técnico HVAC • y más!

Regístrate en Eventbrite: bit.ly/3XM4Hzr

ENTREVISTAS EL MISMO DÍA

- *POSIBLES OFERTAS EL MISMO DÍA*
 - *INCORPORACIÓN AL INSTANTE*
- ¡Actualiza tu currículum y viste profesional!

Jueves, 15 de dic. de 2022
9 a.m. a 4 p.m.

Biblioteca Pública de Dallas

J. Erik Jonsson Central Library
City Life, Education, and Work Skills, 6° piso
1515 Young St.
Dallas, TX 75201

Patrocinado por:



**Small
Business Center**



Solicita antes de asistir
Escanea el código QR



En asociación con:



DA DE MANERA RESPONSABLE

A LOS RESIDENTES DE DALLAS QUE PADECEN DE FALTA DE VIVIENDA



ENVÍA UN MENSAJE

Envía la palabra CARES al
214-740-4886



ESCANEA PARA DONAR

SÉ LA SOLUCIÓN



DA EN LÍNEA

bit.ly/GiveResponsiblyDallas



GIVE RESPONSIBLY

TO DALLAS RESIDENTS EXPERIENCING HOMELESSNESS



TEXT TO GIVE

Text the word **CARES** to 214-740-4886



SCAN TO GIVE



GIVE ONLINE

bit.ly/GiveResponsiblyDallas

BE THE SOLUTION



Profile of Dallas Senior Population

City-Wide

Total Senior (65+) Population
142,596

Seniors (65+) comprise about 10.34% of the total City Population.

Senior Population Breakdown:

- 65-74: 85,737
- 75-84: 40,164
- 85+: 16,695

Living Alone
43,510


Among the senior households, there are 43,510 seniors who live alone.

Disabilities
28,403

There are 28,403 seniors with 2 or more types of disabilities.

Homeownership and Appraisal
\$309,200

There are 62,483 senior householders and the average 2020 appraised value of senior homes is \$309,200.



Crime
4,337

Dallas Police data indicates there were 4,337 total crimes against senior residents.

Poverty
29,207

There are an estimated 29,207 seniors (60+) and an estimated 7,826 seniors (75+) whose income is below the federal poverty line.

Sex and Race
57%/43%

57% of the City's 65+ senior population are females and 43% are males. The White population represents the largest racial segment of the 65+ population in the City.

Racial Make-Up of 65+ Senior Population

- White: 49.61%
- Black: 25.62%
- Hispanic: 18.30%
- Asian: 2.56%
- Pacific Islander: 0.01%
- Native American: 0.33%
- 2 Or More Races: 2.56%
- Other: 1.01%

Senior Household Income
\$49,600

The City's overall median household income for seniors 65+ is \$49,600, compared to the overall median household income of \$62,300.

Profile of Dallas Senior Population

District 1

Key Facts

Total Senior (65+) Population

8,237

Seniors (65+) comprise about 9.28% of the total population of this District.

Senior Population Breakdown:

- 65-74: 5,648
- 75-84: 1,982
- 85+: 607

Living Alone

1,966

Among the senior households, there are 1,966 seniors who live alone in the District.

Disabilities

1,818

There are 1,818 seniors with 2 or more types of disabilities in the District.

Homeownership and Appraisal

\$212,830

There are 3,638 senior householders in the District and the average 2020 appraised value of senior homes is \$212,830.

Crime

235

Dallas Police data indicates there were 235 total crimes against senior residents.

Poverty

2,141

There are an estimated 2,141 seniors (60+) and an estimated 627 seniors (75+) whose income is below the federal poverty line.

Sex and Race

51%/49%

51% of the District's 65+ senior population are females and 49% are males. The Hispanic population represents the largest racial segment of the 65+ population in the District.

Racial Make-Up of 65+ Senior Population

- White: 27.58%
- Black: 8.30%
- Hispanic: 56.76%
- Asian: 0.63%
- Pacific Islander: 0.00%
- Native American: 0.79%
- 2 Or More Races: 0.38%
- Other: 5.56%

Senior Household Income

\$38,461

The median household income for seniors 65+ is \$38,461 per year, compared to the City's overall median Household Income for seniors is \$49,600.

Profile of Dallas Senior Population

District 2

Key Facts

Total Senior (65+) Population

8,348

Seniors (65+) comprise about 7.63% of the total population of this District.

Senior Population Breakdown:

- 65-74: 5,287
- 75-84: 2,432
- 85+: 629

Living Alone

2,838

Among the senior households, there are 2,838 seniors who live alone in the District.

Disabilities

1,680

There are 1,680 seniors with 2 or more types of disabilities in the District.

Homeownership and Appraisal

\$223,038

There are 3,159 senior householders in the District and the average 2020 appraised value of senior homes is \$223,038.

Crime

369

Dallas Police data indicates there were 369 total crimes against senior residents.

Poverty

2,704

There are an estimated 2,704 seniors (60+) and an estimated 557 seniors (75+) whose income is below the federal poverty line.

Sex and Race

51%/49%

51% of the District's 65+ senior population are females and 49% are males. The White population represents the largest racial segment of the 65+ population in the District.

Racial Make-Up of 65+ Senior Population

- White: 42.63%
- Black: 17.70%
- Hispanic: 32.63%
- Asian: 1.91%
- Pacific Islander: 0.00%
- Native American: 0.13%
- 2 Or More Races: 1.16%
- Other: 3.84%

Senior Household Income

\$50,445

The median household income for seniors 65+ is \$50,445 per year, compared to the City's overall median Household Income for seniors is \$49,600.

Profile of Dallas Senior Population

District 3

Key Facts

Total Senior (65+) Population

11,162

Seniors (65+) comprise about 10.04% of the total population of this District.

Senior Population Breakdown:

- 65-74: 7,096
- 75-84: 3,176
- 85+: 890

Living Alone

2,860

Among the senior households, there are 2,860 seniors who live alone in the District.

Disabilities

2,528

There are 2,528 seniors with 2 or more types of disabilities in the District.

Homeownership and Appraisal

\$160,275

There are 4,391 senior householders in the District and the average 2020 appraised value of senior homes is \$160,275.

Crime

311

Dallas Police data indicates there were 311 total crimes against senior residents.

Poverty

2,738

There are an estimated 2,738 seniors (60+) and an estimated 750 seniors (75+) whose income is below the federal poverty line.

Sex and Race

59%/41%

59% of the District's 65+ senior population are females and 41% are males. The Black population represents the largest racial segment of the 65+ population in the District.

Racial Make-Up of 65+ Senior Population

- White: 17.98%
- Black: 46.14%
- Hispanic: 26.42%
- Asian: 2.74%
- Pacific Islander: 0.00%
- Native American: 0.23%
- 2 Or More Races: 0.80%
- Other: 5.69%

Senior Household Income

\$34,681

The median household income for seniors 65+ is \$34,681 per year, compared to the City's overall median Household Income for seniors is \$49,600.

Profile of Dallas Senior Population

District 4

Key Facts

Total Senior (65+) Population

11,300

Seniors (65+) comprise about 12.44% of the total population of this District.

Senior Population Breakdown:

- 65-74: 6,093
- 75-84: 3,732
- 85+: 1,475

Living Alone

3,467

Among the senior households, there are 3,467 seniors who live alone in the District.

Disabilities

3,285

There are 3,285 seniors with 2 or more types of disabilities in the District.

Homeownership and Appraisal

\$111,918

There are 5,784 senior householders in the District and the average 2020 appraised value of senior homes is \$111,918.

Crime

480

Dallas Police data indicates there were 480 total crimes against senior residents.

Poverty

3,790

There are an estimated 3,790 seniors (60+) and an estimated 1,004 seniors (75+) whose income is below the federal poverty line.

Sex and Race

62%/38%

62% of the District's 65+ senior population are females and 38% are males. The Black population represents the largest racial segment of the 65+ population in the District.

Racial Make-Up of 65+ Senior Population

- White: 5.45%
- Black: 79.15%
- Hispanic: 12.48%
- Asian: 0.00%
- Pacific Islander: 0.00%
- Native American: 0.26%
- 2 Or More Races: 0.41%
- Other: 2.25%

Senior Household Income

\$25,515

The median household income for seniors 65+ is \$25,515 per year, compared to the City's overall median Household Income for seniors is \$49,600.

Profile of Dallas Senior Population

District 5

Total Senior (65+) Population

6,148

Seniors (65+) comprise about 7.28% of the total population of this District.

Senior Population Breakdown:

- 65-74: 3,957
- 75-84: 1,585
- 85+: 606

Living Alone

1,482

Among the senior households, there are 1,482 seniors who live alone in the District.

Disabilities

1,661

There are 1,661 seniors with 2 or more types of disabilities in the District.

Homeownership and Appraisal

\$109,079

There are 2,982 senior householders in the District and the average 2020 appraised value of senior homes is \$109,079.

Crime

238

Dallas Police data indicates there were 238 total crimes against senior residents.

Poverty

1,871

There are an estimated 1,871 seniors (60+) and an estimated 275 seniors (75+) whose income is below the federal poverty line.

Sex and Race

55%/45%

55% of the District's 65+ senior population are females and 45% are males. The Hispanic population represents the largest racial segment of the 65+ population in the District.


Racial Make-Up of 65+ Senior Population

- White: 31.18%
- Black: 30.52%
- Hispanic: 34.44%
- Asian: 0.31%
- Pacific Islander: 0.00%
- Native American: 0.47%
- 2 Or More Races: 0.58%
- Other: 2.50%

Senior Household Income

\$34,188

The median household income for seniors 65+ is \$34,188 per year, compared to the City's overall median Household Income for seniors is \$49,600.



Profile of Dallas Senior Population

District 6

Key Facts

Total Senior (65+) Population

6,878

Seniors (65+) comprise about 7.04% of the total population of this District.

Senior Population Breakdown:

- 65-74: 4,093
- 75-84: 2,174
- 85+: 611

Living Alone

1,960

Among the senior households, there are 1,960 seniors who live alone in the District.

Disabilities

1,422

There are 1,422 seniors with 2 or more types of disabilities in the District.

Homeownership and Appraisal

\$177,709

There are 2,478 senior householders in the District and the average 2020 appraised value of senior homes is \$177,709.

Crime

286

Dallas Police data indicates there were 286 total crimes against senior residents.

Poverty

1,970

There are an estimated 1,970 seniors (60+) and an estimated 562 seniors (75+) whose income is below the federal poverty line.

Sex and Race

56%/44%

56% of the District's 65+ senior population are females and 44% are males. The Hispanic population represents the largest racial segment of the 65+ population in the District.

Racial Make-Up of 65+ Senior Population

- White: 27.38%
- Black: 18.10%
- Hispanic: 43.26%
- Asian: 5.03%
- Pacific Islander: 0.07%
- Native American: 1.11%
- 2 Or More Races: 1.33%
- Other: 3.72%

Senior Household Income

\$40,591

The median household income for seniors 65+ is \$40,591 per year, compared to the City's overall median Household Income for seniors is \$49,600.

Profile of Dallas Senior Population

District 7

Total Senior (65+) Population

9,091

Seniors (65+) comprise about 8.92% of the total population of this District.

Senior Population Breakdown:

- 65-74: 5717
- 75-84: 2,318
- 85+: 1,056

Living Alone

2,961

Among the senior households, there are 2,961 seniors who live alone in the District.

Disabilities

2,236

There are 2,236 seniors with 2 or more types of disabilities in the District.

Homeownership and Appraisal

\$151,162

There are 3,717 senior householders in the District and the average 2020 appraised value of senior homes is \$151,162.

Crime

487

Dallas Police data indicates there were 487 total crimes against senior residents.

Poverty

3,025

There are an estimated 3,025 seniors (60+) and an estimated 727 seniors (75+) whose income is below the federal poverty line.

Sex and Race

59%/41%

59% of the District's 65+ senior population are females and 41% are males. The Black population represents the largest racial segment of the 65+ population in the District.

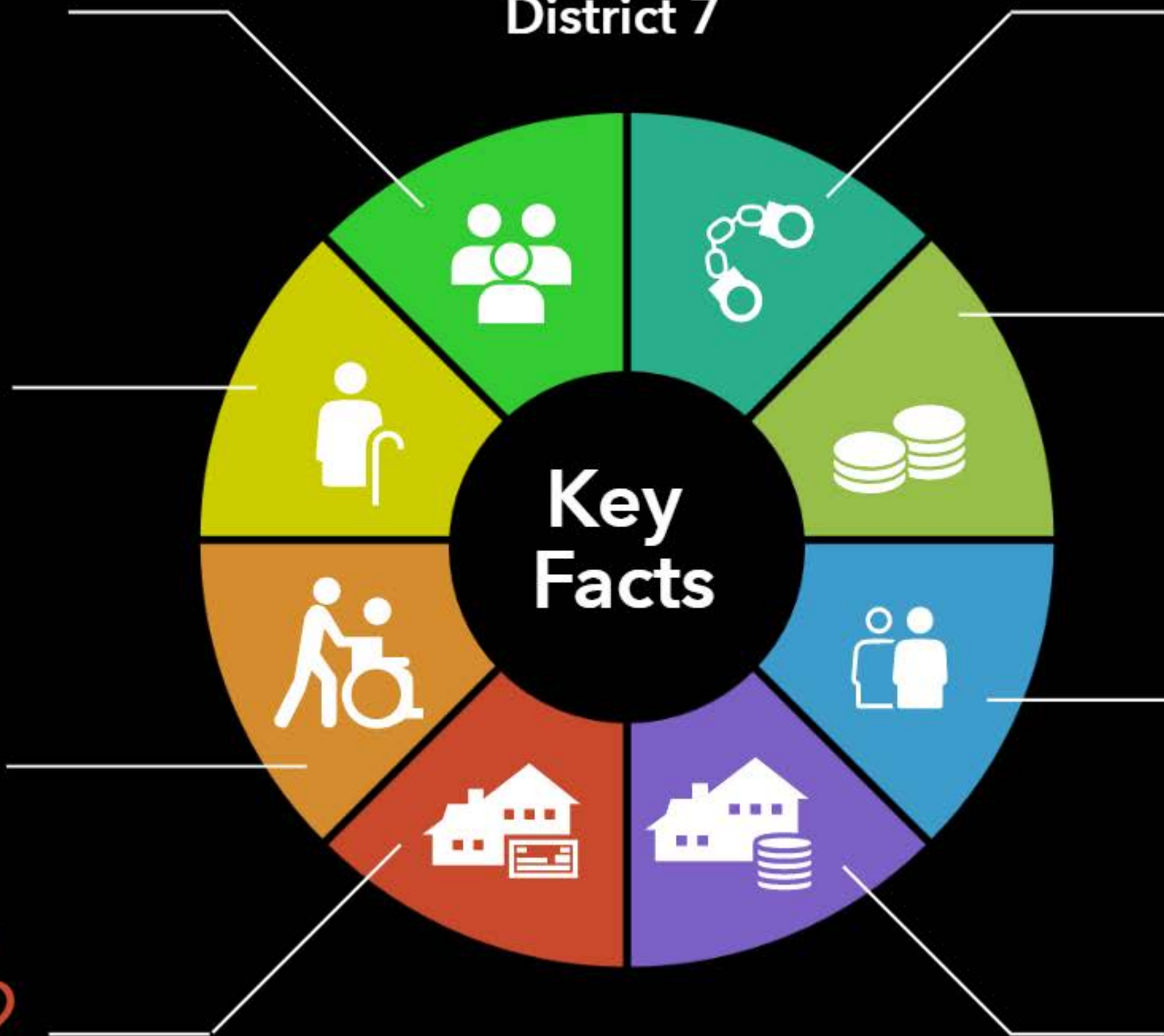
Racial Make-Up of 65+ Senior Population

- White: 20.87%
- Black: 55.38%
- Hispanic: 21.08%
- Asian: 0.54%
- Pacific Islander: 0.11%
- Native American: 0.09%
- 2 Or More Races: 0.84%
- Other: 1.09%

Senior Household Income

\$26,886

The median household income for seniors 65+ is \$26,886 per year, compared to the City's overall median Household Income for seniors is \$49,600.



Profile of Dallas Senior Population

District 8

Key Facts

Total Senior (65+) Population

10,627

Seniors (65+) comprise about 10.93% of the total population of this District.

Senior Population Breakdown:

- 65-74: 6,184
- 75-84: 3,465
- 85+: 978

Living Alone

3,188

Among the senior households, there are 3,188 seniors who live alone in the District.

Disabilities

3,149

There are 3,149 seniors with 2 or more types of disabilities in the District.

Homeownership and Appraisal

\$109,564

There are 4,701 senior householders in the District and the average 2020 appraised value of senior homes is \$109,564.

Crime

360

Dallas Police data indicates there were 360 total crimes against senior residents.

Poverty

3,080

There are an estimated 3,080 seniors (60+) and an estimated 932 seniors (75+) whose income is below the federal poverty line.

Sex and Race

64%/36%

64% of the District's 65+ senior population are females and 36% are males. The Black population represents the largest racial segment of the 65+ population in the District.

Racial Make-Up of 65+ Senior Population

- White: 12.35%
- Black: 73.55%
- Hispanic: 11.09%
- Asian: 0.16%
- Pacific Islander: 0.00%
- Native American: 0.87%
- 2 Or More Races: 0.91%
- Other: 1.07%

Senior Household Income

\$31,577

The median household income for seniors 65+ is \$31,577 per year, compared to the City's overall median Household Income for seniors is \$49,600.

Profile of Dallas Senior Population

District 9

Total Senior (65+) Population

16,410

Seniors (65+) comprise about 13.09% of the total population of this District.

Senior Population Breakdown:

- 65-74: 9,539
- 75-84: 4,294
- 85+: 2,577

Living Alone

4,594

Among the senior households, there are 4,594 seniors who live alone in the District.

Disabilities

2,720

There are 2,720 seniors with 2 or more types of disabilities in the District.

Homeownership and Appraisal

\$371,419

There are 8,139 senior householders in the District and the average 2020 appraised value of senior homes is \$371,419.

Crime

269

Dallas Police data indicates there were 269 total crimes against senior residents.

Poverty

2,074

There are an estimated 2,074 seniors (60+) and an estimated 681 seniors (75+) whose income is below the federal poverty line.

Sex and Race

56%/44%

56% of the District's 65+ senior population are females and 44% are males. The White population represents the largest racial segment of the 65+ population in the District.


Racial Make-Up of 65+ Senior Population

- White: 77.85%
- Black: 5.20%
- Hispanic: 11.50%
- Asian: 2.23%
- Pacific Islander: 0.00%
- Native American: 0.18%
- 2 Or More Races: 0.86%
- Other: 2.18%

Senior Household Income

\$47,492

The median household income for seniors 65+ is \$47,492 per year, compared to the City's overall median Household Income for seniors is \$49,600.



Profile of Dallas Senior Population District 10

Total Senior (65+) Population

10,945

Seniors (65+) comprise about 10.23% of the total population of this District.

Senior Population Breakdown:

- 65-74: 6,851
- 75-84: 2,596
- 85+: 1,498

Living Alone

3,592

Among the senior households, there are 3,592 seniors who live alone in the District.

Disabilities

1,890

There are 1,890 seniors with 2 or more types of disabilities in the District.

Homeownership and Appraisal

\$328,376

There are 4,523 senior householders in the District and the average 2020 appraised value of senior homes is \$328,376.

Crime

262

Dallas Police data indicates there were 262 total crimes against senior residents.

Poverty

1,450

There are an estimated 1,450 seniors (60+) and an estimated 410 seniors (75+) whose income is below the federal poverty line.

Sex and Race

56%/44%

56% of the District's 65+ senior population are females and 44% are males. The White population represents the largest racial segment of the 65+ population in the District.

Racial Make-Up of 65+ Senior Population

- White: 72.20%
- Black: 14.15%
- Hispanic: 4.63%
- Asian: 6.76%
- Pacific Islander: 0.00%
- Native American: 0.07%
- 2 Or More Races: 1.00%
- Other: 1.19%

Senior Household Income

\$60,130

The median household income for seniors 65+ is \$60,130 per year, compared to the City's overall median Household Income for seniors is \$49,600.



Profile of Dallas Senior Population

District 11



Key Facts

Total Senior (65+) Population

11,607

Seniors (65+) comprise about 12.34% of the total population of this District.

Senior Population Breakdown:

- 65-74: 6,891
- 75-84: 3,211
- 85+: 1,505

Living Alone

3,932

Among the senior households, there are 3,932 seniors who live alone in the District.

Disabilities

1,449

There are 1,449 seniors with 2 or more types of disabilities in the District.

Homeownership and Appraisal

\$558,617

There are 4,717 senior householders in the District and the average 2020 appraised value of senior homes is \$558,617.

Crime

298

Dallas Police data indicates there were 298 total crimes against senior residents.

Poverty

1,241

There are an estimated 1,241 seniors (60+) and an estimated 529 seniors (75+) whose income is below the federal poverty line.

Sex and Race

58%/42%

58% of the District's 65+ senior population are females and 42% are males. The White population represents the largest racial segment of the 65+ population in the District.

Racial Make-Up of 65+ Senior Population

- White: 80.12%
- Black: 4.27%
- Hispanic: 7.29%
- Asian: 3.03%
- Pacific Islander: 0.00%
- Native American: 0.08%
- 2 Or More Races: 1.91%
- Other: 3.30%

Senior Household Income

\$72,567

The median household income for seniors 65+ is \$72,567 per year, compared to the City's overall median Household Income for seniors is \$49,600.

Profile of Dallas Senior Population District 12

Total Senior (65+) Population

10,292

Seniors (65+) comprise about 10.39% of the total population of this District.

Senior Population Breakdown:

- 65-74: 6,701
- 75-84: 2,771
- 85+: 820

Living Alone

2,627

Among the senior households, there are 2,627 seniors who live alone in the District.

Disabilities


1,028

There are 1,028 seniors with 2 or more types of disabilities in the District.

Homeownership and Appraisal

\$416,662

There are 4,607 senior householders in the District and the average 2020 appraised value of senior homes is \$416,662.



Crime

152

Dallas Police data indicates there were 152 total crimes against senior residents.

Poverty

908

There are an estimated 908 seniors (60+) and an estimated 190 seniors (75+) whose income is below the federal poverty line.

Sex and Race

56%/44%

56% of the District's 65+ senior population are females and 44% are males. The White population represents the largest racial segment of the 65+ population in the District.

Racial Make-Up of 65+ Senior Population

- White: 76.28%
- Black: 4.36%
- Hispanic: 8.50%
- Asian: 6.88%
- Pacific Islander: 0.00%
- Native American: 0.46%
- 2 Or More Races: 1.70%
- Other: 1.82%

Senior Household Income

\$73,830

The median household income for seniors 65+ is \$73,830 per year, compared to the City's overall median Household Income for seniors is \$49,600.

Profile of Dallas Senior Population District 13

Total Senior (65+) Population

13,928

Seniors (65+) comprise about 16.36% of the total population of this District.

Senior Population Breakdown:

- 65-74: 7,052
- 75-84: 4,443
- 85+: 2,433

Living Alone

4,461

Among the senior households, there are 4,461 seniors who live alone in the District.

Disabilities


1,972

There are 1,972 seniors with 2 or more types of disabilities in the District.

Homeownership and Appraisal

\$811,537

There are 6,683 senior householders in the District and the average 2020 appraised value of senior homes is \$811,537.



Crime

325

Dallas Police data indicates there were 325 total crimes against senior residents.

Poverty

1,092

There are an estimated 1,092 seniors (60+) and an estimated 480 seniors (75+) whose income is below the federal poverty line.

Sex and Race

57%/43%

57% of the District's 65+ senior population are females and 43% are males. The White population represents the largest racial segment of the 65+ population in the District.

Racial Make-Up of 65+ Senior Population

- White: 84.64%
- Black: 3.72%
- Hispanic: 7.62%
- Asian: 2.25%
- Pacific Islander: 0.00%
- Native American: 0.07%
- 2 Or More Races: 0.50%
- Other: 1.20%

Senior Household Income

\$81,669

The median household income for seniors 65+ is \$81,669 per year, compared to the City's overall median Household Income for seniors is \$49,600.

Profile of Dallas Senior Population

District 14

Total Senior (65+) Population

7,623

Seniors (65+) comprise about 8.88% of the total population of this District.

Senior Population Breakdown:

- 65-74: 4,629
- 75-84: 1,984
- 85+: 1,010

Living Alone

3,582

Among the senior households, there are 3,582 seniors who live alone in the District.

Disabilities

1,565

There are 1,565 seniors with 2 or more types of disabilities in the District.

Homeownership and Appraisal

\$588,196

There are 2,964 senior householders in the District and the average 2020 appraised value of senior homes is \$588,196.

Crime

265

Dallas Police data indicates there were 265 total crimes against senior residents.

Poverty

1,123

There are an estimated 1,123 seniors (60+) and an estimated 261 seniors (75+) whose income is below the federal poverty line.

Sex and Race

56%/44%

56% of the District's 65+ senior population are females and 44% are males. The White population represents the largest racial segment of the 65+ population in the District.


Racial Make-Up of 65+ Senior Population

- White: 80.08%
- Black: 5.09%
- Hispanic: 8.40%
- Asian: 2.97%
- Pacific Islander: 0.00%
- Native American: 0.26%
- 2 Or More Races: 2.09%
- Other: 1.11%

Senior Household Income

\$76,599

The median household income for seniors 65+ is \$76,599 per year, compared to the City's overall median Household Income for seniors is \$49,600.



Source: U.S. Census Bureau, ACS 2019. City of Dallas 2020 Tax Appraisal Data (County Appraisal Districts for Collin, Dallas, and Denton counties). City of Dallas derived Dallas Police Department Crime 2019 Data.



City of Dallas

**Convention and Event Services
Weekly Events Report
December 16, 2022**

Event Type	Name	Dates	Location	District
Special Event	Charlie Brown Christmas 5k	12/17/2022	109 Continental Ave.	6
Special Event	Deep Ellum Outdoor Market #23	12/17/2022	100-199 N. Crowdus St.	2
Special Event	OLH Holiday Event	12/18/2022	407 Parkhurst Dr.	9
Special Event	Dia Internacional del Migrante Cabalgata	12/18/2022	2601 Singleton Blvd.	6
Special Event	Dallas Jingle Bell Run	12/20/2022	2201 N. Stemmons Fwy	6
Special Event	Lights All Night	12/29/2022	2200 N. Stemmons Fwy	2
Special Event	Reunion Tower Over the Top NYE	12/31/2022	692 Sports St.	2
Special Event	The Underground Market on Alta	12/31/2022	5600 Alta Avenue	14
Special Event	The Underground Market on Oram	1/1/2023	5700 Oram St.	14

KBHCCD Schedule of Events

KBHCC	Celebration	12/16/2022	650 S. Akard St.	2
KBHCC	EFM Annual Employee Recognition	12/16/2022	650 S. Akard St.	2
KBHCC	Operation Care Dallas	12/17/2022	650 S. Akard St.	2