



City of Dallas



Connected Dallas

**PRESENT:**

# **AFFORDABLE CONNECTIVITY PROGRAM**

**ENROLLMENT GUIDE**

---





# TABLE OF CONTENTS

Letter from City of Dallas	3
Letter from Connected Dallas	4
Who. What. Why.	5
Know Before You “Connect”	7
Other Tips	10
FAQ’s	11
Outreach Script	16
Starting the Process	17
Application	19
Checklist - Mailing ACP Application	27
Internet Service Provider ACP Plans	28
Additional Information for Documentation	34
Resources	37

The information found in this Affordable Connectivity Plan (ACP) Enrollment Guide and Toolkit is intended for public use, to support community groups and individual households in securing ACP free or discounted internet. The ACP plan is provided by the Federal Communications Commission (FCC) and the Internet Service Providers (ISP). This Enrollment Guide and Toolkit reflects the content available to Connected Dallas at its launch and the most recent updates can be found by the ISPs and ACP details and requirements may fluctuate in the everchanging digital ecosystem.



## City of Dallas

The City of Dallas is excited to provide the Affordable Connectivity Program Enrollment Guide (Guide) to our community partners. The Guide is an opportunity for trusted community partners to connect with community members and provide assistance to families who are eligible to participate in the Affordable Connectivity Program and receive a monthly benefit of up to \$30 off internet services.

As the 9th largest city in the United States, 42.3% of households in Dallas reported having no fixed internet access. The COVID-19 pandemic only exacerbated this inequity and the City is working to bridge this digital divide.

The Guide supplements and supports the work of our Digital Navigators Program in addition to the resources and tools available at the Dallas Public Library. We're taking the necessary steps to remove significant barriers to internet access through low-cost and affordable plans so our residents can be connected and support their education, employment, healthcare, and leisure needs.

We look forward to working with you to bridge the digital divide for all Dallas residents.

In partnership,



Genesis Gavino  
Chief of Staff & Resilience Officer, City of Dallas.

For more information please visit:  
[dallascityhall.com/government/citymanager/digital-equity](https://dallascityhall.com/government/citymanager/digital-equity)



Thank you to our community partners who support residents of the City of Dallas with digital inclusion efforts daily. This is not easy work, but we know it is worthwhile to connect residents, so they have access to opportunities, school, jobs, services, connection, and community.

The Affordable Connectivity Program (ACP) provides residents with a \$30/month discount off of their internet bill. There is also a one-time discount of up to a \$100 on the purchase of a laptop, tablet, or desktop computer. This is significant cost-savings that many of our residents can take advantage of.

Connected Dallas partnered with local, state, and Federal organizations to create the ACP Enrollment Guide and toolkit. The intent is to support our community partners in signing residents up to take advantage of the ACP benefit. The sign-up process is complex- so our objective was to simplify it and put all needed and relevant information in one place. We hope you find it helpful. Our deepest gratitude to our partner organizations including SA Digital Connects and the National Digital Inclusion Alliance (NDIA) for allowing us to leverage the resources they have created to benefit our residents here in Dallas.

In partnership,

*Jennifer Sanders*



Jennifer Sanders  
Executive Director, Dallas Innovation Alliance.  
[ConnectedDallas.org](http://ConnectedDallas.org)

To access the latest version of the ACP Enrollment Guide and Toolkit, please visit:  
[ConnectedDallas.org](http://ConnectedDallas.org)



## WHO:

Dallas Community Organizations.

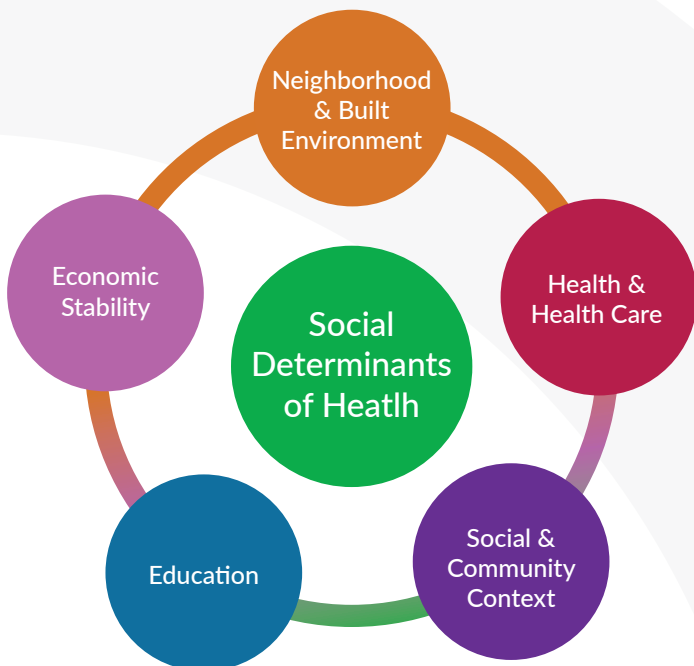
## WHAT:

This document intends to assist and support Dallas community organizations with signing residents up for the Affordable Connectivity Program (ACP) benefit to increase digital accessibility across our communities. This document was created in collaboration with local community organizations, and the framework was graciously provided by SA Digital Connects.

## WHY:

**Solving the DIGITAL DIVIDE** and assuring every household has fast, reliable, affordable internet can lead to economic mobility for every household.

**Social determinants of health (SDOH)** are conditions in the places where people live, learn, work, and play that affect a wide range of health and quality-of-life risks and outcomes.





By addressing the digital divide, people can accomplish the following which impact SDOH leading to a healthier more enjoyable life.

Neighborhood and Environment	Health and Health Care	Social and Community	Education	Economic Stability
<ol style="list-style-type: none"> <li>1. Get weather advisory alerts.</li> <li>2. Find housing.</li> <li>3. Find rent and mortgage resources.</li> <li>4. Apply for apartment or home.</li> <li>5. Reach property management staff.</li> <li>6. Secure eviction prevention information.</li> <li>7. Apply for the Social Services and Support Program with the City of Dallas.</li> <li>8. Emergency services can better communicate.</li> <li>9. Payment process rent/house mortgage.</li> <li>10. Pay basic household services.</li> </ol>	<ol style="list-style-type: none"> <li>11. Telemedicine.</li> <li>12. Make a doctor's appointment.</li> <li>13. Apply for benefits.</li> <li>14. Apply for Medicare.</li> <li>15. Apply for food bank support.</li> <li>16. Find health fairs.</li> <li>17. Get nutritional education.</li> <li>18. Online exercise classes.</li> <li>19. Senior classes and social connection.</li> <li>20. Matter of Balance training.</li> <li>21. Support domestic violence survivors.</li> <li>22. Access to mental health tools and services.</li> </ol>	<ol style="list-style-type: none"> <li>23. Video chat family and friends.</li> <li>24. Find community event information.</li> <li>25. Online socialization.</li> <li>26. Online appointments.</li> <li>27. Online celebrations.</li> <li>28. Access to email and photo sharing with friends and family.</li> <li>29. Improved isolation, studies show mood elevation.</li> <li>30. Belonging.</li> </ol>	<ol style="list-style-type: none"> <li>31. Send resumes.</li> <li>32. Access to career information.</li> <li>33. Access to education support organizations.</li> <li>34. Job training.</li> <li>35. ESL classes and supports.</li> <li>36. Literacy programs.</li> <li>37. Apply for college.</li> <li>38. Homework help.</li> <li>39. Apply for summer camps and children's activities.</li> <li>40. Access to online certifications.</li> </ol>	<ol style="list-style-type: none"> <li>41. Online banking.</li> <li>42. Financial literacy classes.</li> <li>43. Budget classes.</li> <li>44. Internet safety and fraud classes.</li> <li>45. Eviction prevention classes.</li> <li>46. Utilities and rent assistance programs.</li> <li>47. Continued education and higher ed programs.</li> <li>48. Access to job applications and processes.</li> </ol>



# AFFORDABLE CONNECTIVITY PROGRAM - ENROLLMENT GUIDE

## KNOW BEFORE YOU “CONNECT”

### What is the program?

The Affordable Connectivity Program (ACP) is a Federal Communications Commission (FCC) program that provides a broadband and/or one-time connected device benefit for qualifying households.

### What is the benefit and how does it work?

- This new benefit provides a discount of up to \$30 per month per household toward broadband service.
- Eligible households can also receive a one-time device discount of up to \$100 to purchase a laptop, desktop computer, or tablet from participating providers.
- The program is limited to one monthly service discount and one device discount per household.
- The reimbursement goes directly to the service provider, so money will come to the consumer for this program.
- This is a two-step process. First is the ACP application and approval. Second is obtaining service from an internet service provider to claim the benefit.
- Plans vary in price. Depending on the carrier, participants can apply the \$30 to a \$30 plan or use as a \$30 off discount for a more expensive plan. Ex: AT&T Access is \$30/month- with ACP subsidy.

### What documents and information do residents need to enroll?

The applicant should have the following items before beginning the enrollment process:

- Official documentation that proves the applicant or a member of their household participates in a qualifying government assistance program.
- A legal form of identification.
- An email address. If the applicant does not have an email address, help them set up a free one.
- Examples of identification and documents needed: (Driver's license, SSN, Internet bill, # of free lunch Programs, proof of Medicaid,..).

# WHO QUALIFIES FOR ACP?

Applicants can qualify through 1) a government program or 2) through income. They only need one.

Note: Refer to pages 13-14 for ACP eligibility for immigrants.

**1. Qualifying through a government program** - The resident is eligible for the ACP if they (or someone in their household) participates in one of these Federal programs:

- Supplemental Nutrition Assistance Program (SNAP), formerly known as Food Stamps.
- Medicaid.
- Special Supplemental Nutrition Program for Women, Infants, and Children (WIC).
- Supplemental Security Income (SSI).
- Federal Public Housing Assistance (FPHA).
- Veterans Pension and Survivors Benefit.
- Free and Reduced-Price School Lunch Program or School Breakfast Program, including at U.S. Department of Agriculture (USDA) Community Eligibility Provision schools.
- Received a Federal Pell Grant in the current award year.

Note: If someone in the household received benefits from a program listed above, they are eligible for ACP regardless of income.

**2. Qualifying through income** - If the applicant does not participate in any of the federal benefit programs listed above, they can qualify for ACP if their household income is 200% or less than the Federal Poverty Guidelines. The guideline is based on their household size and state. They must show proof.

## Document Examples:

- Prior year's state, federal, or tribal tax return.
- Current income statement from your employer or a paycheck stub.
- A Social Security statement of benefits.
- Veterans Administration statement of benefits.
- Unemployment or Worker's Compensation statement of benefits.
- Divorce decree, child support award, or a similar official document showing your income.
- A retirement/pension statement of benefits.





## Federal Poverty Guidelines 200% of Household Income Chart 2022

Household Size	Texas Income Limits
1	\$27,180
2	\$36,620
3	\$46,060
4	\$55,500
5	\$64,940
6	\$74,380
7	\$83,820
8	\$93,260
For each additional person, add:	\$9,440



## OTHER TIPS:

### Other Tips to Know:

- Households are required to use the benefit in order to remain enrolled in ACP, but this does not require a new application or monthly re-enrollment on the part of the applicant. If an internet service provider is requiring ACP participants to recertify monthly in order to keep the benefit, please help them to file an FCC consumer complaint at [consumercomplaints.fcc.gov/hc/en-us/requests/new?ticket\\_form\\_id=38824](https://consumercomplaints.fcc.gov/hc/en-us/requests/new?ticket_form_id=38824) or [consumercomplaints.fcc.gov](https://consumercomplaints.fcc.gov)

- If moving, residents should notify their internet carrier within 30 days.
- Lifeline is a Federal Communications Commission program to help make communications services more affordable for qualifying consumers. If the resident currently receives a Lifeline benefit, they automatically qualify for the ACP and you can receive both benefits at the same time. For more on this the resident can speak with their internet company to learn how to start receiving ACP discounts. Please check if resident qualifies at [nv.fcc.gov](https://nv.fcc.gov)
- Keep training standardized so that it's coming from a branded and trusted.
- Residents cannot be denied enrollment into the ACP program based off credit.
- Residents are not prohibited to apply because of past due balances.
- Residents are able to work with Internet provider of choice.
- No early termination fees.
- Information provided is only used to ensure eligibility; information will not be shared otherwise. Note: A SSN is not necessary for enrollment in the ACP.
- The fastest way to enroll in the ACP is by using the online application.
- When applying online, you must first confirm your identity on the Lifeline National Verifier site and create an account. After you create the account, you enter the account in order to start the application for the ACP.

# FREQUENTLY ASKED QUESTIONS

I don't qualify for the ACP, what other options are available to me to get affordable internet?

- Most internet service providers now have affordable plans available as low as \$30.00 per month separate from the ACP, these include AT&T Access and Spectrum Internet Assist, among others. Please visit [connecteddallas.org/resources/internet](https://connecteddallas.org/resources/internet) for more options in your neighborhood.

What documents do households need to show eligibility when applying for the ACP?

- The household may have to provide documents to demonstrate eligibility depending on the criterion they choose during the application process. Acceptable documents to show income include:
  - Prior year's state, federal, or tribal tax return.
  - Current income statement from your employer or a paycheck stub.
  - A Social Security statement of benefits.
  - Veterans Administration statement of benefits.
  - Unemployment or Worker's Compensation statement of benefits.
  - Divorce decree, child support award, or a similar official document showing your income.
  - A retirement/pension statement of benefits.
- Acceptable documents to show participation in a qualifying government program include:
  - Benefit award letter.
  - Approval letter.
  - Statement of benefits.
  - Benefit verification letter.

## What documentation does a household need to show eligibility when applying on behalf of a dependent?

- If the household is qualifying through a dependent, for instance, if the student participates in the free or reduced lunch or breakfast program, or if their school participates in the Community Eligibility Provision (CEP), the family will need to provide documentation showing the student's enrollment in the qualifying year, such as a report card or an official school document that states the school name, student's name, and school year. Districts may want to prepare a letter for families confirming their student's participation in a qualifying program ([CEP Letter Template](#) | [Free and Reduced-Price Meal Program Letter Template](#)).



### Proof of eligibility if Households is Applying Through a Dependent

- Student Full Name
- Student Lunch ID Number
  - School Year
- School Name
- School District
- School Address
- School Contact Information (Phone and/or Email)

## If a household has more than one child/dependent enrolled in a CEP school district or that is receiving Free and Reduced Price Meals, which child/dependent should the household provide information for on the application?

- The household should apply using the information of their youngest school-aged child / dependent as this will ensure they are eligible through the free and reduced meal program or the CEP for the longest period of time.

## What if I already have the internet, can I still receive ACP benefit?

- You absolutely can apply ACP to an existing account, you'll just select that option when you have your ACP approval number and go to the second step to directly add the benefit with your provider.

## Can I use ACP for my phone bill and my internet bill?

- There are options to use the ACP benefit for either your phone or internet bill, but the benefit can only be used for one plan. We can help you look at your options to pick the best plan for you and your family.



### **Can I receive both the Affordable Connectivity Program and Lifeline benefits at the same time?**

- Yes. You can also combine these benefits with other state and local benefits where available. They can be applied to the same qualifying service or separately to a Lifeline service and an Affordable Connectivity Program service with the same or different providers. For example, an eligible household could have a Lifeline-supported mobile phone service and a separate home internet service that is supported through the Affordable Connectivity Program.

### **How do I receive the benefits for a credit to purchase a laptop or tablet as well as internet plan?**

- The benefit provides a discount of up to \$30 per month toward internet service for eligible households and up to \$75 per month for households on qualifying tribal lands. Eligible households can also receive a one-time discount of up to \$100 to purchase a laptop, desktop computer, or tablet from participating providers if they contribute more than \$10 and less than \$50 toward the purchase price.
- You must sign up for the internet and the device benefit with the same provider at the same time.
- The Affordable Connectivity Program is limited to one monthly service discount and one device discount per household.

### **I am not a US Citizen, am I eligible and is there a risk to my status in signing up for the ACP program?**

- Information provided is only used to ensure eligibility; information will not be shared otherwise.
- As long as you have documentation of your eligibility, a social security number or other proof of citizenship is not required for enrollment.
- Public Charge: What Advocates Need to Know Now [docs.google.com/document/d/1fbPuxkyf3oV5Zphor\\_uEyFunG\\_MOVjQ2vfuxzSWX13Q/edit](https://docs.google.com/document/d/1fbPuxkyf3oV5Zphor_uEyFunG_MOVjQ2vfuxzSWX13Q/edit)



### If I do not have or do not want to give my (SSN) can I still apply for the Affordable Connectivity Program?

- A SSN is not a requirement for receiving ACP. If you don't have a SSN or prefer not to give the last four digits, choose one of the other forms of identification.

### Are undocumented immigrants eligible for federal public benefit programs like ACP?

- Generally, undocumented immigrants (including DACA holders), are not eligible to receive federal public benefits. However, ACP does not take into account one's immigration status, meaning undocumented immigrants can receive this benefit.

### Can “mixed-status families” i.e., undocumented immigrants with citizen/underage children apply for ACP?

- All American citizen children, regardless of their parent's citizenship status, can receive federal benefits if they meet eligibility requirements without penalty. However, the child's eligibility does not change their parents' or any other family members' (in)eligibility for that benefit. If a mixed-status family only has underage children, the application will still have to be completed by the parent. (source)

## Identity Verification

Please select your form of identification from **one** of the following:

### Social Security Number

If you would like to verify your identity using your Social Security Number, please enter the last four digits of your Social Security Number (SSN4).

Last 4 digits of your SSN

\* Social Security Numbers are **not** required to participate in the Affordable Connectivity Program (ACP), but using a Social Security Number will process your application the fastest. **A Social Security Number is required if you are applying for Lifeline.**

### Tribal ID Number

If you have and would like to use a Tribal Identification Number to verify your identity, please enter it below.

Tribal Identification Number

### Driver's License, Military ID, Passport, Taxpayer Identification Number (ITIN), or other Government ID

Please select the type of identification you would like to use to verify your identity.

- Driver's License
- Military ID
- Passport
- Taxpayer Identification Number
- Other Government ID

Please attach a scanned copy or picture of your form of identification. Files must be less than 10 MB in size and of the following file types: jpg, jpeg, png, pdf, or gif.

Choose file

\* This option is only available to those applying to the Affordable Connectivity Program (ACP).

### Do I receive the funds directly each month?

- The ACP benefit - \$30 discount - goes directly to your broadband service provider. You will not receive the funds directly.

### Can I apply for the Affordable Connectivity Program if I have a past due balance with the provider?

- Yes, eligible consumers with a past due balance or a balance in collections are eligible for the benefit.

### What happens if I move while receiving the ACP discount?

- You will need to re-enroll in ACP at your new address and will need to check with your new provider to make sure they are also participating in ACP and follow their process to enroll.

### How long does the program last?

- The ACP will continue until funds run out. There are currently enough funds to support the program for **an estimated five years** from when the program began in December 2021 (this estimate is prior to the addition of additional funding). The ACP is therefore considered a long-term benefit.

### I've submitted my application - what is the next step to using the \$30 per month benefit?

- When your application is submitted, you will receive a reference number for your application. Please save this information somewhere convenient.
- Once you have this number, if you submit online, it should take 2-3 business days to receive approval, you will be notified by email. If you submitted a paper application, you should receive approval within 7-10 business days.
- Your reference number is sufficient to begin talking to providers about either signing up

for a new plan or adding ACP benefit to your existing plan. When you reach out to your chosen provider [you can visit [everyoneon.org](http://everyoneon.org) to search for options available at your address]. Once you've signed up and provided this number to the provider, as soon as your approval is received, the benefits will be applied to your next statement.

- From the time of approval, you have 90 days to sign up with an internet provider to receive ACP benefit.

### What if I already have internet, can I still receive ACP benefit?

- You absolutely can apply ACP to an existing account, you'll just select that option when you have your ACP approval number and go to the second step to directly add the benefit with your provider.

## Can I use ACP for my phone bill and my internet bill?

- There are options to use the ACP benefit for either your phone or internet bill, but the benefit can only be used for one plan. We can help you look at your options to pick the best plan for you and your family.

## Now that I have internet at home, I still need a laptop or tablet to be able to access resources.

### How do I find a free or low-cost device?

- There are many resources you can access to receive a donated or low-cost laptop in the Dallas area. Did you know that the Dallas Public Library provides laptops for free checkout? All you need is a library card, which you can get online, or by walking into any branch. Information on several other options can be found at [connecteddallas.org/resources/devices](http://connecteddallas.org/resources/devices)

# OUTREACH SCRIPT:

Hello (Resident Name),

I have the opportunity to sign up clients for the Affordable Connectivity Program (ACP). It is a national program that provides assistance with internet for free or at a discount. It can be used with many internet providers in Dallas. Is this something that you might be interested in? I can help you fill it out if it is something you want to do.

Hello (Resident Name),

This is (name) from the (Community org name). We were talking about the Affordable Connectivity Program (ACP) to try and get you free or discounted internet with a provider. I will have the application in print or I can help you fill it out online.

Some documents you can bring are:

- Something to show income like last year's taxes.
- If you're enrolled in a program like WIC, SNAP, Free or reduced lunch something that shows you're receiving that service.
- Proof of Identity.
- Proof of address.
- I can make copies of anything you need and help walk you through the process.
- In service.
- Name, Organization.
- Email, Phone.



# Starting the Process – Creating an Online Profile on the USAC National Verifier Website

In order to enroll in the Affordable Connectivity Program (ACP) online, you must create a profile through the National Verifier website. A profile is necessary to apply for the ACP benefit. If you don't yet have an email address, you'll need to create one in order to complete a profile. Here is a [step-by-step guide](#) to creating a free Google email account.

This step-by step guide will walk you through the process of creating a profile in order to apply for the ACP benefit.

1. Visit the following website: [affordableconnectivity.gov/?utm\\_source=FCCApplyNow](https://affordableconnectivity.gov/?utm_source=FCCApplyNow)



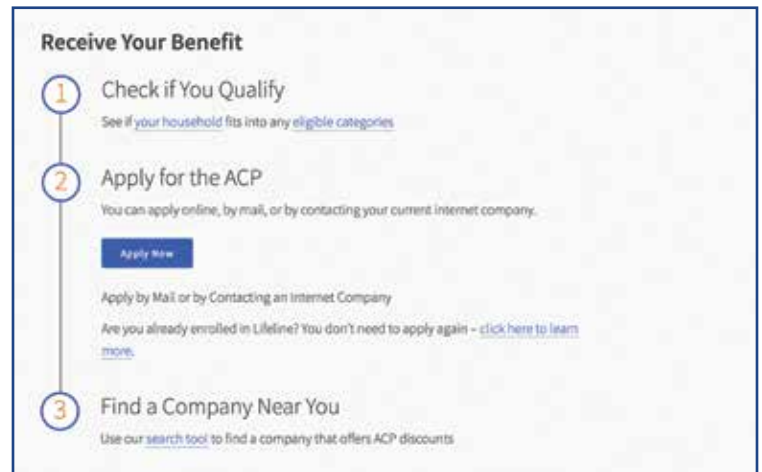
Image 1. USAC Affordable Connectivity Program Application Page.

2. Scroll down to the 'Receive Your Benefit' section.
3. Find the 'Enroll Now' button. This will open a new tab and will redirect you to the Federal Communications Commission (FCC) National Verifier (NV) website.



The NV website is where you will create your USAC profile. Again, a profile is necessary to apply for the ACP benefit.

Image 2: The Federal Communications Commission (FCC) ACP Home Page - Cont.



4. Please prepare to digitally upload the following items:
  - Your Social Security Number (SSN) - if applicable.
  - Your Tribal ID Number.
  - A valid photo ID:
    - Driver's License.
    - Military ID.
    - Passport.
    - Taxpayer Identification Number.
    - Other Government ID (a foreign government issued ID can be used if this option is selected).
5. Please insert your home address.
6. Please select whether your application will be submitted utilizing your personal information or that of a dependent.

If you do not qualify on your own, you can sign up for the Affordable Connectivity Benefit through your child or dependent if participate in any of the qualifying programs:

- The National School Lunch Program.
- SNAP.
- Medicaid.
- Federal Public Housing Assistance.
- Supplemental Security Income (SSI).
- WIC.
- Veterans Pension or Survivor Benefits.
- Lifeline (Obama phone).

7. Create username.

Your email address is allowed by USAC as an acceptable username.

8. Create a password.

This password is important. It will be required should any changes be needed to be made to the ACP application.



# APPLICATION:

By following these instructions, you should be able to successfully create a profile to move forward with the application for the Affordable Connectivity Benefit.

Questions #1-4:

FCC FORM 5645

Affordable Connectivity Program  
Application Form



## Your Information

All fields are required unless indicated. Use only CAPITALIZED LETTERS and black ink to fill out this form.

<b>1. What is your full legal name?</b> <small>The name you use on official documents, like your Social Security Card or State ID. Not a nickname.</small>	
<input type="text"/>	
<small>First</small>	
<input type="text"/>	<input type="text"/>
<small>Middle (optional)</small>	<small>Suffix (optional)</small>
<input type="text"/>	
<small>Last</small>	
<b>2. What is your phone number (if you have one)?</b>	<b>3. What is your date of birth?</b>
<input type="text"/> <input type="text"/> <input type="text"/>	<input type="text"/> <input type="text"/> <input type="text"/>
	<small>Month Day Year</small>
<b>4. What is your email address? (Recommended)</b>	
<input type="text"/>	
<input type="text"/>	

### Guide:

- If completing form: reminder to use **CAPITALIZED LETTERS ONLY**.
- If completing form: reminder to use **BLACK INK ONLY**.
- The legal name must match official documents ex. Social Security Card or State ID, a nickname cannot be used.
- There is technically not an age requirement, and a household can qualify on behalf of a child as long as they are participating a government program in question 10.



Question #4:

4. What is your email address? (Recommended)


Guide:

- If the resident does not have an email address, we recommend setting one up at [gmail.com](https://www.gmail.com)
- Advise them to create a professional email address.
- Both personal and work email addresses are the “home base” when we connect online. The email address is a **primary way to receive messages from people and businesses**. An email address is also the one piece of contact information you most frequently share with services as you bank, school, work, apply for jobs, access online resources, and shop.
- When creating a password, here are some helpful tips to create a strong password. A strong password is one that’s easy for you to remember but difficult for others to guess. Here are some important things to consider when creating a password.
- **Never use personal information** such as your name, birthday, username, or email address. This type of information is often publicly available, which makes it easier for someone to guess your password.
- **Use a longer password.** Your password should be **at least six characters long**, although for extra security it should be even longer.
- **Don’t use the same password for each account.** If someone discovers your password for one account, all of your other accounts will be vulnerable.
- Try to include **numbers, symbols**, and both **uppercase and lowercase letters**.
- Avoid using words that can be **found in the dictionary**. For example, **swimming1** would be a weak password.
- Be sure to write the password and username down for the resident, remind them to **store it in a safe place**.



## Question #5:

### Guide:

- #5 - remind the resident they do not have to use their Social Security number; however, processing is faster when they use it.
- If you do not have access to a scanner, we suggest taking a photo with a mobile phone.
- iPhone Notes App (there are other apps).
  - Open the Notes app.
  - Tap the Create new note icon in the bottom right-hand corner.
  - Tap in the body of the note to see the options menu.
  - Select the camera icon.
  - Tap Scan Documents.
  - Tap the shutter button to scan the photo.
  - Email and text to yourself.
- You can also take a photo of the document you need.
  - Ensure the document is flat.
  - Eliminate wrinkles or folds.
  - Make sure they are legible.
  - Make sure there is good lighting.
  - Give enough distance and tap to focus.

#### 5. Identity Verification. Please select **one** of the following:

- a. If you would like to verify your identity using your Social Security number, please enter the last four digits of your Social Security number (SSN4)\*

**\*Social Security numbers are not required to participate in the Affordable Connectivity Program, but using a Social Security number will process your application the fastest.**

- b. If you have and would like to use a Tribal Identification Number to verify your identity, please enter it below.

- c. Driver's License, Military ID, Passport, Taxpayer Identification Number (ITIN), or other Government ID. Please select the type of identification you would like to use to verify your identity.

Driver's License	<input type="checkbox"/>
Military ID	<input type="checkbox"/>
Passport	<input type="checkbox"/>
Taxpayer Identification Number	<input type="checkbox"/>
Other Government ID	<input type="checkbox"/>

**Please include a scanned copy or photo of your form of identification with your application.**



### Questions #6-9:

#### Guide:

- #6 Reminder the resident must provide a physical address of where the internet service will be received. Potential follow up questions...what if I'm moving? What if this isn't a permanent residence? Do I need to notify if I'm moving?
- If the household is moving, they have 30 days from the date they move to notify of the carrier of the new address.

**6. What is your home address?** (The address where you will get service. Do not use a P.O. Box.)

Street Number and Name
<div style="width: 45%; border: 1px solid black; height: 25px;"></div> <div style="width: 50%; border: 1px solid black; height: 25px;"></div>
Apt., Unit, etc. <span style="margin-left: 100px;">City</span>
<div style="width: 15%; border: 1px solid black; height: 25px;"></div> <div style="width: 40%; border: 1px solid black; height: 25px;"></div>
State <span style="margin-left: 20px;">Zip Code</span>

**7. Is this a temporary address?**  Yes  No **8. Check if you live on Tribal lands\***

**9. What is your mailing address?** (Only fill this out if it is not the same as your home address.)

Street Number and Name
<div style="width: 45%; border: 1px solid black; height: 25px;"></div> <div style="width: 50%; border: 1px solid black; height: 25px;"></div>
Apt., Unit, etc. <span style="margin-left: 100px;">City</span>
<div style="width: 15%; border: 1px solid black; height: 25px;"></div> <div style="width: 40%; border: 1px solid black; height: 25px;"></div>
State <span style="margin-left: 20px;">Zip Code</span>

### Questions #10-12:

#### Guide:

- #10-13 only need to be completed if the applicant is qualifying using someone other than themselves. If the applicant is the recipient of the federal benefit or is qualifying using household income, skip #10-13.
- #10 - Any member of the household can make their household eligible if they participate in one of the Federal programs. For example, if their child or dependent participates in the Free and Reduced-Price School Lunch Program the household qualifies for the ACP benefit. See page 12 for complete list.
- The legal name must match legal documents ex. birth certificate.
- #12 - Reminder: use the birthdate of the dependent who participates in the federal benefit program, if different from the applicant.

**10. Check if you are qualifying through a child or dependent in your household. If so, answer the following questions:**

**11. What is their full legal name?**

First
<div style="width: 75%; border: 1px solid black; height: 25px;"></div> <div style="width: 20%; border: 1px solid black; height: 25px;"></div>
Middle (optional) <span style="margin-left: 100px;">Suffix (optional)</span>
Last

**12. What is their date of birth?**

Month	Day	Year

## Question #13:

### Guide:

- Part A - reminder this is the child or dependent's social security number. A social security number is not required but makes the process faster.
- Part C - You will need to scan the forms of identification. If the dependent is a minor, a valid school ID is an acceptable proof of identification.
- If you do not have access to a scanner, take a photo with a mobile phone.
- iPhone Notes App (there are other apps).
  - Open the Notes app.
  - Tap the Create new note icon in the bottom right-hand corner.
  - Tap in the body of the note to see the options menu.
  - Select the camera icon.
  - Tap Scan Documents.
  - Tap the shutter button to scan the photo.
  - Email and text to yourself.
- You can also take a photo of the document you need.
  - Ensure the document is flat.
  - Eliminate wrinkles or folds.
  - Make sure they are legible.
  - Make sure there is good lighting.
  - Give enough distance and tap to focus.



### 13. Identity Verification. Please select one of the following:

- a. If you would like to verify their identity using their Social Security number, please enter the last four digits of their Social Security number (SSN4)\*

\*Social Security numbers are not required to participate in the Affordable Connectivity Program, but using a Social Security number will process your application the fastest.

- b. If you have and would like to use a Tribal Identification Number to verify their identity, please enter it below.

- c. Driver's License, Military ID, Passport, Taxpayer Identification Number (ITIN), or other Government ID. Please select the type of identification you would like to use to verify their identity.

- Driver's License
- Military ID
- Passport
- Taxpayer Identification Number
- Other Government ID

Please include a scanned copy or photo of their form of identification with your application.

## Question #14:

### Guide:

Check the boxes that are applicable- TO THE RESIDENT.

- If using the online application, you will not be able to go to the next step without filling out identifying information for each of the programs selected.

It is recommended that you only select one benefit program if using the online version.

- The resident will need to provide documents that show they or someone in their household participates in one of the programs selected.
- Reminder: they only need to qualify for one: government program or income. This means only question 14 OR questions 15 & 16 should be completed, NOT both. If you have completed question 14, skip to question 17.
- If using a student's participation in free or reduced-price lunch, include the school name, the school district name, and the state. This will be used to look up the school in the community eligibility program (CEP) database. Many Dallas area schools participate in the CEP, which provides all students attending that school with free lunch. Check the following database to see if the school participates in the CEP. [frac.org/community-eligibility-database/](http://frac.org/community-eligibility-database/)

If the school is in the database, all that is needed is an enrollment document with the following information:

- The name of the benefit qualifying person (BQP).
- The name of the school.
- School Address.
- School Contact information (Phone Number and/or Email).
- Dates for the current school year.

If the school is not in the database and does not participate in the CEP, the school will need to provide proof that the student individually is enrolled in the free or reduced-price lunch program.

**14. Check all programs that you or someone in your household have:**

- Supplemental Nutrition Assistance Program (SNAP, also called Food Stamps)
- Supplemental Security Income (SSI)
- Medicaid
- Federal Public Housing Assistance (FPHA)
- Veterans Pension or Survivors Benefit Programs
- Federal Pell Grant for the current award year
- Special Supplemental Nutrition Program for Women, Infants, and Children (WIC)
- Free and Reduced Price School Lunch or Breakfast Program, or enrollment in a Community Eligibility Provision School for the 2019-20, 2020-21, or 2021-22 school year. If you choose this program, please enter your school name, school district and state.

School Name  School District  State

**Tribal Specific Programs**

- Bureau of Indian Affairs (BIA) General Assistance
- Tribal Temporary Assistance for Needy Families (Tribal TANF)
- Food Distribution Program on Indian Reservations (FDPIR)
- Tribal Head Start (only households that meet the income qualifying standard)





## Questions #17-20:

### Guide:

- Review each of the questions and make sure the resident places their initials in each of the boxes.

Initial 17. I (or my dependent or other person in my household) currently get benefits from the government program(s) listed on this form or my annual household income is 200% or less than the Federal Poverty Guidelines (the amount listed in the Federal Poverty Guidelines table on this form).

Initial 18. I agree that if I move I will give my service provider my new address within 30 days.

Initial 19. I understand that I have to tell my service provider within 30 days if I do not qualify for the ACP anymore, including:  
 1.) I, or the person in my household that qualifies, do not qualify through a government program or income anymore.  
 2.) Either I or someone in my household gets more than one ACP benefit.

Initial 20. I know that my household can only get one ACP benefit and, to the best of my knowledge, my household is not getting more than one ACP benefit. I understand that I can only receive one connected device (desktop, laptop, or tablet) through the ACP, even if I switch ACP providers.

## Questions #21-25:

### Guide:

- Review each of the questions and make sure the resident places their initials in each of the boxes.
- Ensure resident has read and understands #17-#25 before initials. In some cases this might include reading them to the resident.

Initial 21. I agree that all of the information I provide on this form may be collected, used, shared, and retained for the purposes of applying for and/or receiving the ACP benefit. I understand that if this information is not provided to the Program Administrator, I will not be able to get ACP benefits. If the laws of my state or Tribal government require it, I agree that the state or Tribal government may share information about my benefits for a qualifying program with the ACP Administrator. The information shared by the state or Tribal government will be used only to help find out if I can get an ACP benefit.

Initial 22. For my household, I affirm and understand that the ACP is a federal government subsidy that reduces my broadband internet access service bill and at the conclusion of the program, my household will be subject to the provider's undiscounted general rates, terms, and conditions if my household continues to subscribe to the service.

Initial 23. All the answers and agreements that I provided on this form are true and correct to the best of my knowledge.

Initial 24. I know that willingly giving false or fraudulent information to get ACP benefits is punishable by law and can result in fines, jail time, de-enrollment, or being barred from the program.

Initial 25. I was truthful about whether or not I am a resident of Tribal lands, as defined in the "Your Information" section of this form.

15. Including you, how many people live in your household? (check one)		16. Is your income the same or less than the amount listed for your state and household size? (only check yes or no next to your household size)				
		All 48 States, DC, and Territories	Alaska	Hawaii		
<input type="checkbox"/>	1	\$25,760	\$32,180	\$29,640	<input type="checkbox"/>	Yes <input type="checkbox"/> No
<input type="checkbox"/>	2	\$34,840	\$43,540	\$40,080	<input type="checkbox"/>	Yes <input type="checkbox"/> No
<input type="checkbox"/>	3	\$43,920	\$54,900	\$50,520	<input type="checkbox"/>	Yes <input type="checkbox"/> No
<input type="checkbox"/>	4	\$53,000	\$66,260	\$60,960	<input type="checkbox"/>	Yes <input type="checkbox"/> No
<input type="checkbox"/>	5	\$62,080	\$77,620	\$71,400	<input type="checkbox"/>	Yes <input type="checkbox"/> No
<input type="checkbox"/>	6	\$71,160	\$88,980	\$81,840	<input type="checkbox"/>	Yes <input type="checkbox"/> No
<input type="checkbox"/>	7	\$80,240	\$100,340	\$92,200	<input type="checkbox"/>	Yes <input type="checkbox"/> No
<input type="checkbox"/>	8	\$89,320	\$111,700	\$102,720	<input type="checkbox"/>	Yes <input type="checkbox"/> No
<input type="checkbox"/>	If more than 8, add this amount for each extra person:	Add \$9,080	Add \$11,960	Add \$10,440	<input type="checkbox"/>	Yes <input type="checkbox"/> No

200% of the 2021 Federal Poverty Guidelines  
 \*The Federal Poverty Guidelines are typically updated at the end of January.

## Questions #15-16:

### Guide:

- #15- This is only required if the applicant is not using participation in a federal benefit program to qualify. Check the box with the total number of people, including the applicant.
- #16 - only check YES to the box you checked off in #15.
- Reminder they only need to qualify for one: government program or income.
- Reminder the resident must be within 200% below the 2021 Federal Poverty Guidelines.



Questions #26-27:

Guide:

- Please make sure the resident signs and dates the document.

<b>26. Signature</b>	<b>27. Today's Date</b>
<input type="text"/>	<input type="text"/>

Question #28:

Guide:

- This is only applicable if the person helping with the enrollment process has a federal Representative ID number.

<b>28. What is your Representative ID?</b>
<input type="text"/>

# CHECKLIST

## MAILING ACP APPLICATION

If mailing an ACP application, follow this checklist:

- Cover Sheet [affordableconnectivity.gov/wp-content/uploads/acp/documents/cover-sheet.pdf](https://affordableconnectivity.gov/wp-content/uploads/acp/documents/cover-sheet.pdf)
- Application (review to make sure the application is completed and signed) Include ACP documentation to support qualification.
- Place postage and address envelope to:  
ACP Support Center  
P.O. Box 7081  
London, KY 40742


### Tips:

- To avoid delays, send copies of your proof documents with your initial application.
- Make copies or take pictures of your documents using a scanner, copy machine, camera, or smartphone.
- Avoid sending any dark or blurry copies or pictures.
- Never submit original copies of your documents.

### Next Steps:

- Approval process can take 2-3 business days.
- Approval email will be sent to the email address used in the application.
- If you do not hear back after 3 days - please escalate to [consumercomplaints.fcc.gov](https://consumercomplaints.fcc.gov)
- Once the application has been approved, the applicant has 90 days to obtain service, or the approval will expire.

Contact the ACP Support Center Operating Hours:  
7 days a week, from 9:00 a.m. to 9:00 p.m. ET

 (877) 384-2575

 [ACPSupport@usac.org](mailto:ACPSupport@usac.org)

The ACP Support Center can help with questions about:

- The status of your ACP application.
- Documents needed to show you qualify.
- Companies in your area.
- Assistance with the ACP Household Worksheet.
- Resetting your account.

# INTERNET SERVICE PROVIDER ACP PLANS



AT&T

[att.com/help/affordable-connectivity-program/](http://att.com/help/affordable-connectivity-program/)

## What is the Affordable Connectivity Program?

The ACP is a federal government program that provides a benefit on home internet service for eligible households, decreasing your bill by up to \$30/mo., or up to \$75/mo. off your bill if you reside on qualifying Tribal lands.



## Am I eligible for the ACP benefit?

You may qualify if you meet one of the following:

- ✓ Your household income is at or below 200% of [federal poverty guidelines](#)
- ✓ You participate in a qualifying federal assistance program.

If you don't qualify, don't worry. We have internet plans available for any budget. [Shop internet](#).

The screenshot shows the AT&T website navigation bar with links for Deals, Wireless, Internet, Accessories, TV, Repair, and Business. Below the navigation is a search bar and a shopping cart icon. The main content area features the heading "AFFORDABLE CONNECTIVITY PROGRAM" and the sub-heading "Bridging the digital divide in our country". A paragraph below explains that the program helps customers save up to \$30/mo. off their bill, or up to \$75/mo. if living on qualifying Tribal lands. To the right of the text is a photograph of a woman smiling and pointing at a laptop screen while a young child looks on.



**AT&T's low-cost plan is called: AT&T ACCESS**  
[att.com/internet/access](http://att.com/internet/access)



ACCESS FROM AT&T

## Stay connected with affordable internet

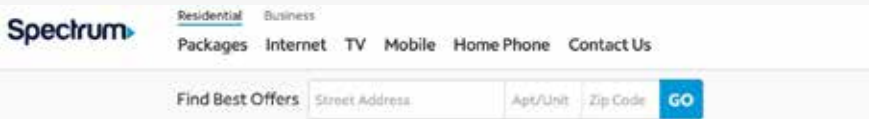
Access from AT&T provides low-cost internet service for eligible households.

- ✓ Free installation and in-home Wi-Fi®
- ✓ No annual contract
- ✓ No deposit

Internet service for \$30/mo. or less based on the maximum speed available at your address up to 100Mbps.\*



**Spectrum**  
[spectrum.com/cp/broadband-get-qualified](http://spectrum.com/cp/broadband-get-qualified)



## Stay Connected With Spectrum Internet Assist

Spectrum makes it simple for qualified households to sign up for low-income Internet assistance.

### Requirements

A member of your household must be a recipient of one of these assistance programs:

- National School Lunch Program (NSLP)
- Community Eligibility Provision (CEP) of the NSLP

### Features

- Get reliable, low-cost Internet service.
- ✓ High-speed internet at 30 Mbps (wireless speeds may vary)
  - ✓ Free Internet modem
  - ✓ No data caps



**T-Mobile**

[t-mobile.com/customers/affordable-connectivity-program](https://t-mobile.com/customers/affordable-connectivity-program)

WIRELESS BUSINESS PREPAID TV MAGNOLIA INTERNET

Plans Phones & devices Deals Coverage Join Us My account

**AFFORDABLE CONNECTIVITY PROGRAM**

**Helping eligible households stay connected with payment assistance for internet service.**



**Verizon**

[verizon.com/home/free-verizon-internet/?CMP=OLA\\_CON\\_ACQ\\_99999\\_NA\\_20210101\\_NA\\_M20](https://verizon.com/home/free-verizon-internet/?CMP=OLA_CON_ACQ_99999_NA_20210101_NA_M20)

Get Verizon Home Services Check availability

**Get free Verizon Home Internet with ACP and the Verizon Forward Program.**

Whether you're a new or existing customer, you can see if you qualify for the FCC's Affordable Connectivity Program (ACP) and the Verizon Forward Program and experience all the perks of Verizon. ©

Chat with us



## Frontier

[frontier.com/pages/discount-programs/affordable-connectivity-program](https://frontier.com/pages/discount-programs/affordable-connectivity-program)

The screenshot shows the Frontier website's Affordable Connectivity Program page. At the top, there is a red navigation bar with links for 'Shop', 'Why Frontier', 'Support', and 'Uncable Yourself', along with a search bar and 'Buy' and 'Sign In/Register' buttons. Below the navigation bar, the page features a teal background with the text 'DISCOUNT PROGRAMS' and 'Affordable Connectivity Program'. A woman with curly hair is smiling on the right side of the page. The text states 'You may qualify for internet as low as \$0/mo' and includes a 'SEE IF YOU QUALIFY' button and a 'Chat' button.



## Optimum

[support.optimummobile.com/hc/en-us/articles/9218224149399-Affordable-Connectivity-Program-Article](https://support.optimummobile.com/hc/en-us/articles/9218224149399-Affordable-Connectivity-Program-Article)

The screenshot shows the Optimum Mobile support page for the Affordable Connectivity Program. The page has a dark blue header with the 'optimum.mobile' logo and navigation links for 'Overview', 'Plans', 'Phones', 'Deals', 'Coverage', 'Why Us', and 'Mobile Support'. There is a search bar and a 'Español' language option. The main content area features the title 'Affordable Connectivity Program Article' and a sub-section 'ARTICLES IN THIS SECTION' with a link to 'Affordable Connectivity Program Article'. A 'Message Us' button is visible on the right side. The text below the title explains that Optimum Mobile participates in the Federal Government's Affordable Connectivity Program (ACP), a new, longer-term \$14 billion program that replaced the Emergency Broadband Benefit (EBB) Program. It states that the program helps eligible low-income households that qualify based on Federal Government rules pay for Internet and mobile service, and that it helps ensure Americans can afford the connections they need for work, school, health care, and more.



**EarthLink**

[earthlink.net/programs/affordable-connectivity-program/](http://earthlink.net/programs/affordable-connectivity-program/)

**EarthLink** Internet Areas We Serve Resources More Cart Support Account WebMail

Home Programs Affordable Connectivity Program (ACP)

Affordable Connectivity Program (ACP)

### Save Up to \$30/mo on Your Internet Bill

EarthLink is an eligible provider in a new government-sponsored stimulus program that may save you up to \$30 a month on your internet service. Here are the nuts and bolts.

What else is included?

- No credit checks
- No data caps
- Wireless gateway to deliver in-home WiFi



**Astound Broadband**

[astound.com/acp/](http://astound.com/acp/)

Check For Service At Your Address

### Affordable Connectivity Program






 **RiseBroadband**  
[risebroadband.com/acp/](http://risebroadband.com/acp/)




**Affordable Connectivity Program**  
Rise Broadband is proud to offer discounted High Speed Internet access as part of the Affordable Connectivity Program.

**About the Affordable Connectivity Program**

Explore Pricing & Plans **SIGN UP TODAY** | **Call Us 844-413-4154** | **Additional READ THE FAQ**

 **Comp-U-Dot**  
[compudopt.org/wifi](http://compudopt.org/wifi)



**Free Wifi Service to those Selected.**

To qualify, families must have a child in one K-12th grade education and qualify for free or reduced school lunch. Installation of free internet to households within the **75227** and **75217** area codes has begun and Compudopt is actively seeking families that would like to be a part of this program. Zip codes **75149** and **75180** will be launching soon in select areas.

First Name

Last Name

Email

Enter

Additional information can be found at [affordableconnectivity.gov/how-to-apply/show-you-qualify](http://affordableconnectivity.gov/how-to-apply/show-you-qualify)



# ADDITIONAL INFORMATION FOR DOCUMENTATION:

## Show You Qualify

When you apply for the Affordable Connectivity Program (ACP) benefit, you may need to provide additional information or documentation if we cannot confirm your eligibility, identity, or address. We will contact you to let you know if we need additional information to confirm your eligibility.

## How to Provide Additional Information or Documentation

### Qualifying Assistance Program Participation

If you participate in qualifying programs, provide a letter or official document as proof. Documentation must include:

- Your (or your dependent's) first and last name.
- The name of the qualifying program, such as SNAP.
- The name of the government, Tribal entity, program administrator, school, school district, university, or college that issued the document.
- An issue date within the last 12 months or a future expiration date.
- For the Free and Reduced-Price School Lunch Program or School Breakfast Program, including at US Department of Agriculture (USDA) Community Eligibility Provision schools, documents must be from the current school year or the school year immediately preceding the application.
- For USDA Community Eligibility Provision (CEP) schools, documents must show that the student is enrolled in a CEP School for the relevant school year (the student must still be enrolled in the CEP school at the time of the application). Acceptable documentation shows the student's name, the relevant school year, the name and address of the school, and contact information for the school.
- For Federal Pell Grants, documents must be from the student's school (college or university, community college, or career school) or the Department of Education and show the student has received a Pell Grant for the current award year.

## Document Examples:

- Benefit award letter.
- Approval letter.
- Statement of benefits.
- Benefit verification letter.
- School documentation.
- Household Income.

If you qualify through your income, you will need to provide a document that shows that your annual income is at or below 200% of the Federal Poverty Guidelines.

**Documentation must include:**

- Your (or your dependent's) first and last name.
- Your annual income.
- Document Examples:
  - Prior year's state, federal, or Tribal tax return.
  - Current income statement from your employer or a paycheck stub.
  - A Social Security statement of benefit.
  - Veterans Administration statement of benefits.
  - Unemployment or Worker's Compensation statement of benefits.
  - Divorce decree, child support award, or a similar official document showing your income.
  - A retirement/pension statement of benefits.
  - Identity Verification.
- Documentation must include:
  - Your first and last name.
  - Your date of birth.
- Document Examples:
  - Valid government, military, state or Tribal ID.
  - Birth Certificate.
  - U.S. Driver's license.
  - Passport.
  - Certificate of U.S. Citizenship or Naturalization.
  - Permanent Resident Card or Green Card.
  - Government assistance program document.
  - Individual Taxpayer Identification Number (ITIN) document (does not need to include date of birth).



## Address

### Documentation must include:

- Your first and last name.
- Your physical address.

### Document Examples and Tips:

- To prove your address using the online application, you will use the online mapping tool in the application to help USAC find your address.
- If you choose to mail in documentation, you can send a map that clearly shows your physical address or location, including latitude and longitude coordinates (coordinates are required if you live on Tribal lands).

### Other options include:

- Driver's license or other valid government, state, or Tribal ID.
- Utility bill.
- Mortgage or lease statement.
- Most recent W-2 or tax return.

## Duplicate Address

If you live with another adult who participates in the ACP, you will need to answer a few questions to find out if your household qualifies for more than one benefit.

### Documentation must include:

- Complete an **ACP Household Worksheet** if someone else at your address already gets an ACP benefit.

### Document Examples and Tips:

- If you use the online application, a blank, fillable worksheet will appear in the online application.
- By mail, you must complete the paper form and mail it to the ACP Support Center.

## Emancipated Minor

You must be at least 18 years old to participate in the ACP on your own, unless you are an emancipated minor.

### Documentation must include:

- Your first and last name.
- Confirmation of emancipated minor status.

### Document Examples:

- Court document.
- Certificate of emancipation.



## ADDITIONAL RESOURCES

### City of Dallas – Digital Equity

[dallascityhall.com/digital-equity](https://dallascityhall.com/digital-equity)

### Connected Dallas

[ConnectedDallas.org](https://ConnectedDallas.org)

**White House Fact Sheet:** [whitehouse.gov/briefing-room/statements-releases/2022/02/14/fact-sheet-biden-harris-administration-announces-10-million-households-enroll-in-broadband-affordability-program-thanks-to-bipartisan-infrastructure-law/?msclkid=2929b9ffc7cc11ec807c58ea67afe9ff](https://www.whitehouse.gov/briefing-room/statements-releases/2022/02/14/fact-sheet-biden-harris-administration-announces-10-million-households-enroll-in-broadband-affordability-program-thanks-to-bipartisan-infrastructure-law/?msclkid=2929b9ffc7cc11ec807c58ea67afe9ff)

**White House ACP Enrollment Site:** [whitehouse.gov/getinternet/?utm\\_source=getinternet.gov](https://www.whitehouse.gov/getinternet/?utm_source=getinternet.gov)

**Find out if you qualify for ACP:** [affordableconnectivity.gov/do-i-qualify/](https://affordableconnectivity.gov/do-i-qualify/)

**ACP Pre-Enrollment Wizard at EducationSuperhighway:** [getacp.org/](https://getacp.org/)

**To set up an online account profile at USAC:** [nv.fcc.gov/lifeline/?id=nv\\_flow&sp=ZmFsc2U%3D&ln=RW5nbGlzaA%3D%3D](https://nv.fcc.gov/lifeline/?id=nv_flow&sp=ZmFsc2U%3D&ln=RW5nbGlzaA%3D%3D)

**Apply for ACP Online:** [nv.fcc.gov/lifeline/?button-from-homepage-apply=true&ebbp=true&id=nv\\_flow&ln=RW5nbGlzaA%3D%3D](https://nv.fcc.gov/lifeline/?button-from-homepage-apply=true&ebbp=true&id=nv_flow&ln=RW5nbGlzaA%3D%3D)

**Find low-cost internet plans near you at EveryoneOn:** [everyoneon.org/find-offers](https://everyoneon.org/find-offers)



# GOVERNMENT RESOURCES

**Affordable Connectivity Program Providers:** [fcc.gov/sites/default/files/acp\\_provider\\_list.xlsx](https://fcc.gov/sites/default/files/acp_provider_list.xlsx)

**USAC Companies Near Me Tool:** [affordableconnectivity.gov/companies-near-me/](https://affordableconnectivity.gov/companies-near-me/)

**Federal Communications Commission (FCC):** [fcc.gov/](https://fcc.gov/)

**Internet for All Programs:** [internetforall.gov](https://internetforall.gov)

**Lifeline Texas Program - Established by the FCC to provide affordable access phone service through government support:** [lifelinetexas.org/lifeline/](https://lifelinetexas.org/lifeline/)