

Park and Recreation Board  
May 17, 2018



Photo by Grady Hinton

# 2017 Attendance



## Annual 2016

Paid Attendance	Free Admission	Facility Rental	Outreach	
	33853	3522	10957	145101
Total Onsite	Total Education	Total Outreach		
	48332	23635	145101	

## Annual 2017

Paid Attendance	Free Admission	Facility Rental	Outreach	
	33072	3253	9593	145618
Total Onsite	Total Education	Total Outreach		
	45918	23239	145618	

Trends: We had 2% increase in paid/general admission; we had a 61% increase in Free Third Thursday admissions

# 2017 Operational Budget



**National Audubon Society  
Trinity River Operational Budget Summary  
Fiscal 2017 (July 2016-June 2017)**

	Budget	Actuals:				Total
		Q1 (Jul-Sep)	Q2 (Oct-Dec)	Q3 (Jan-Mar)	Q4 (Apr-Jun)	
<b>Revenue*</b>						
Major Gifts	302,715.00	20,992.63	35,405.16	52,351.24	16,228.10	124,977.13
Foundations	317,130.00	21,992.33	37,091.12	54,844.15	17,000.87	130,928.47
Corporations	100,905.00	6,997.56	11,801.72	17,450.41	5,409.37	41,659.06
Other Income (admissions, rentals, sales etc...)	426,600.00	90,731.29	72,716.11	50,566.63	290,336.89	504,350.92
Other	151,103.40	0.00	51,947.98	26,947.98	138,559.06	217,455.02
<b>Total</b>	<b>1,298,453.40</b>	<b>140,713.81</b>	<b>208,962.09</b>	<b>202,160.41</b>	<b>467,534.29</b>	<b>1,019,370.60</b>
<b>Expenses</b>						
Salaries/Benefits/Temps	-435,068.31	-95,091.64	-116,987.31	-139,705.78	-147,112.45	-498,897.18
Consult/Legal/Travel	-36,400.00	-792.34	-23,279.13	-3,918.21	-19,955.52	-47,945.20
Printing/Promotion	-27,500.00	-3,010.30	-733.43	-3,767.25	-17,070.27	-24,581.25
Remaining Expenses	-593,120.45	-88,060.51	-109,833.18	-97,336.92	-179,730.94	-474,961.55
<b>Total</b>	<b>-1,092,088.76</b>	<b>-186,954.79</b>	<b>-250,833.05</b>	<b>-244,728.16</b>	<b>-363,869.18</b>	<b>-1,046,385.18</b>
<b>Support Services Expense</b>						
Support Services Expense	-138,872.38	-33,264.93	-39,642.32	-46,947.41	-58,510.29	-178,364.95
<b>Total</b>	<b>-138,872.38</b>	<b>-33,264.93</b>	<b>-39,642.32</b>	<b>-46,947.41</b>	<b>-58,510.29</b>	<b>-178,364.95</b>
<b>Total</b>	<b>-1,230,961.14</b>	<b>-220,219.72</b>	<b>-290,475.37</b>	<b>-291,675.57</b>	<b>-422,379.47</b>	<b>-1,224,750.13</b>
<b>Net Surplus/(Deficit)</b>	<b>67,492.26</b>	<b>-79,505.91</b>	<b>-81,513.28</b>	<b>-89,515.16</b>	<b>45,154.82</b>	<b>-205,379.53</b>

*\*Please note - we do not track revenue in this fashion so the breakdown by category is estimates.*



## **FY 17 Unexpected Projects:**

- Deck repairs, safety issue (\$13,000)
- Warped entry floor, safety issue (\$11,000)
- Wasp issues in Multi-Purpose room, safety issue and impacting earned revenue (\$8,000)



## Conservation TREKs



## Leadership Transitions & Stability



# FY 18 & 19 Opportunities



- Scissor-tails and Cocktails 2018
- River Programs
- Dining on the Prairie Dinner Series
- 10 Year Anniversary (October 2018)
- Exhibit Refresh

Park and Recreation Board  
May 17, 2018



Photo by Grady Hinton