







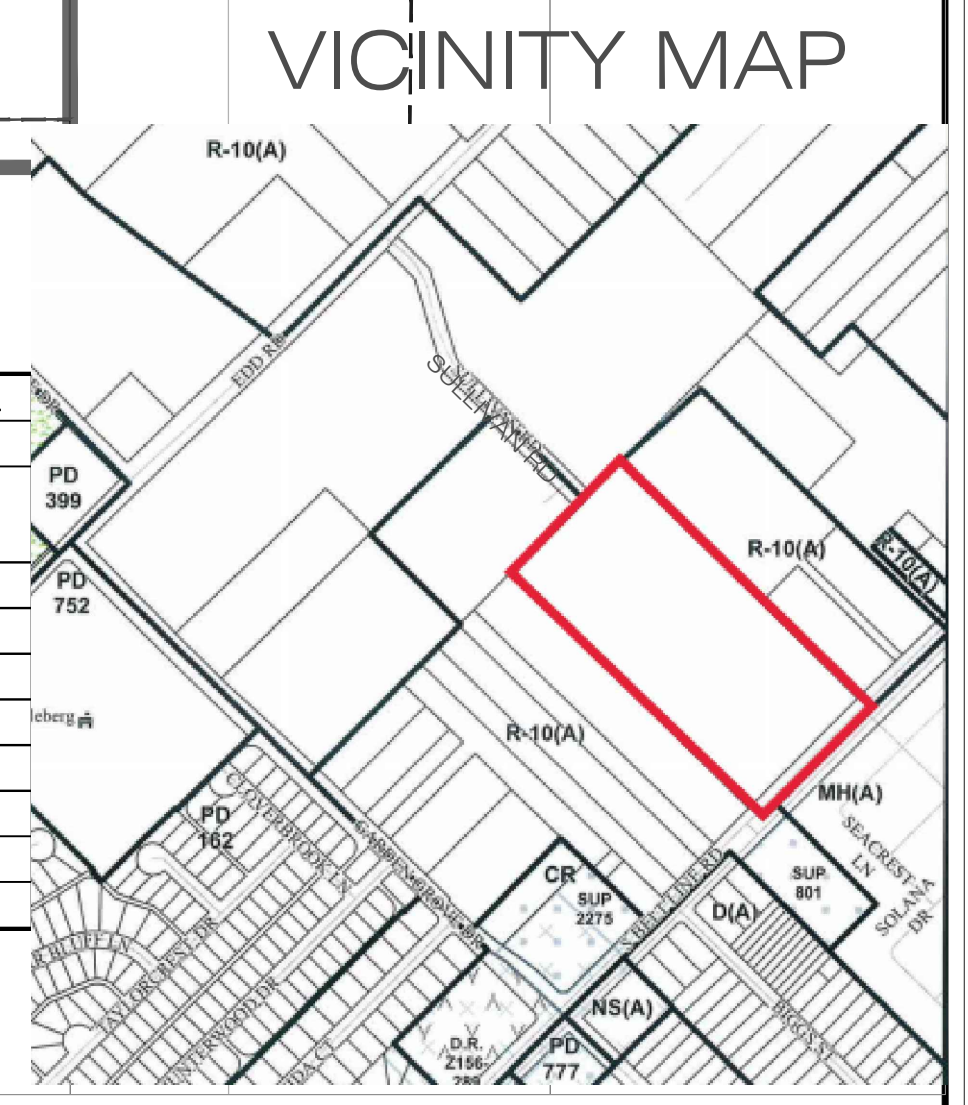
-  6' WALKING TRAIL
-  OPEN /RECREATIONAL AREA
-  DETENTION AREA
-  SETBACKS
-  PROPERTY LINE BOUNDARY
-  SUBAREAS

TYP. 9'x18'  
PARKING  
STALL

PARKING REQUIRED (1 space/bedroom)					
	# Bedrooms/ units/floor	# Bedrooms/ floor	# BEDROOMS		TOTAL
			Building 1	Building 2	
# of 1 bedrooms units	16	16	48	48	
# of 2 bedrooms units	16	32	96	96	
# of 3 bedrooms units	2	6	18	18	
Totals			162	162	<b>324</b>
<b>PARKING PROVIDED = 340</b>					

TOTAL SITE AREA 11.76 AC

TITLE	MULTI FAMILY	COMM/RETAIL
AREA	10.41 AC.	1.34 AC.
MAX LOT COVERAGE	60%	60%
DENSITY	N/A	N/A
UNIT AREA	1 BEDROOM 825 SF MAX	
	2 BEDROOM 1,525 SF MAX	
	3 BEDROOM 1,725 SF MAX	
BUILDING SETBACKS		
FRONT	N/A	15- FEET
SIDE	15- FEET	10- FEET
REAR	10- FEET	N/A



DEVELOPMENT PLAN  
Z190-223

