

PROPERTY LINE 149.95

20' SIDE YARD SETBACK

1 STORY BUILDING

15' FRONT YARD SETBACK

PROPERTY LINE 130.78

SUITE#1
3,200 SF
SUP AREA

SUITE#2
1,800 SF

10' REAR YARD SETBACK

PROPERTY LINE 130.78

8.5' TYP.

18' TYP.

24' TYP.

8.5' TYP.

18' TYP.

13

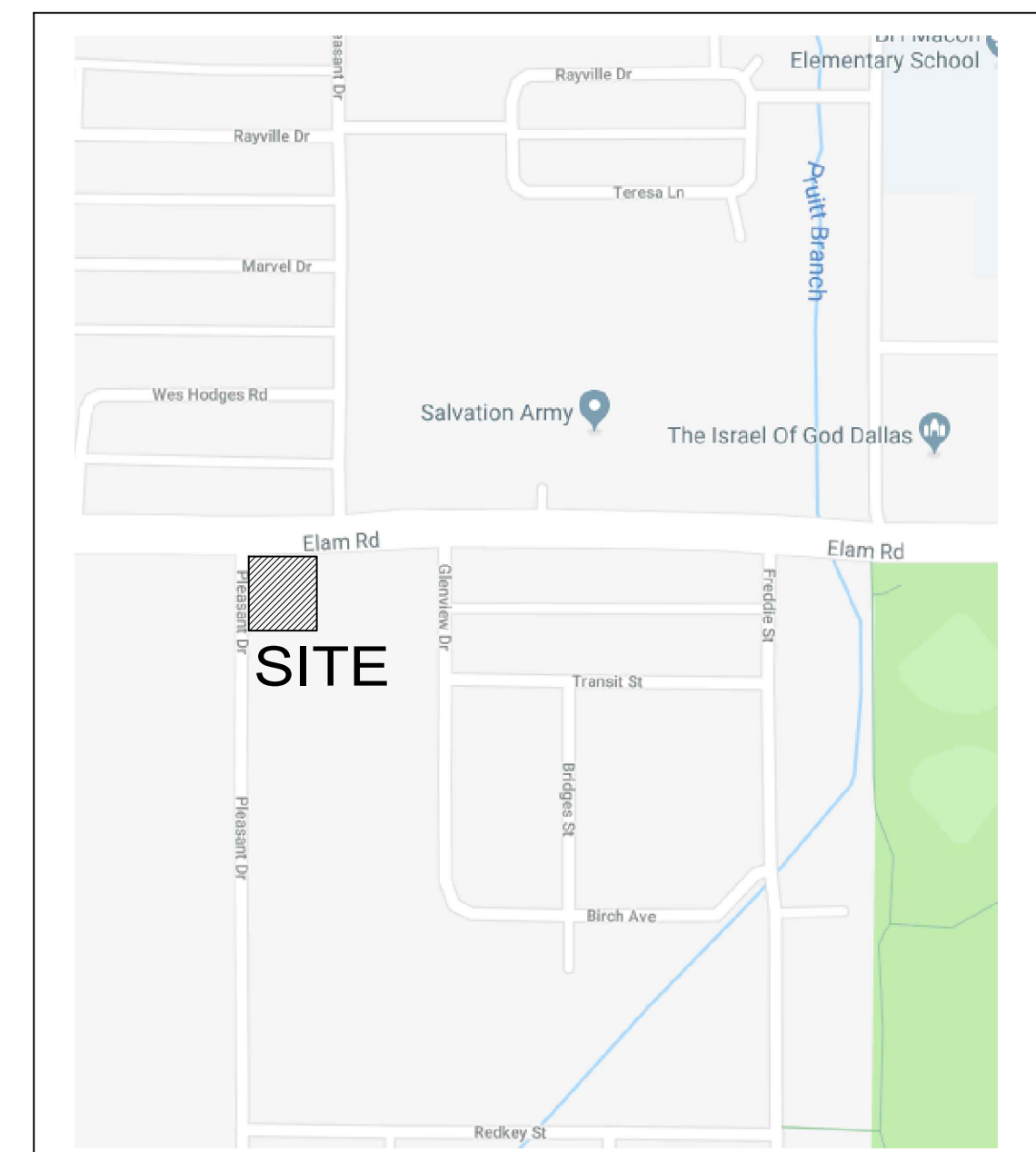
14

PROPERTY LINE 149.95

ELAM ROAD


PLEASANT GROVE ROAD

20' TWO WAY ACCESS



VICINITY MAP

NTS



SITE INFORMATION

ZONING DISTRICT:
SITE AREA:

NS(A)
19,608 SF
(0.450 ACRES)

1 STORY BUILDING:

- SUITE #1
GENERAL MERCHANDISE
- SUITE #2
GENERAL MERCHANDISE


5,000 SF
3,200 SF
1,800 SF

04/10/2019
PROJECT NUMBER
CASE NUMBER

BALDWIN ASSOCIATES
3904 Elm Street, Suite B
Dallas, Texas 75226
MOBILE: 214.729.7949
OFFICE: 214.824.7949
rob@baldwinplanning.com



8300 ELAM ROAD
CITY OF DALLAS, TEXAS



1

SITE PLAN

SCALE: 1" = 10'-0"

