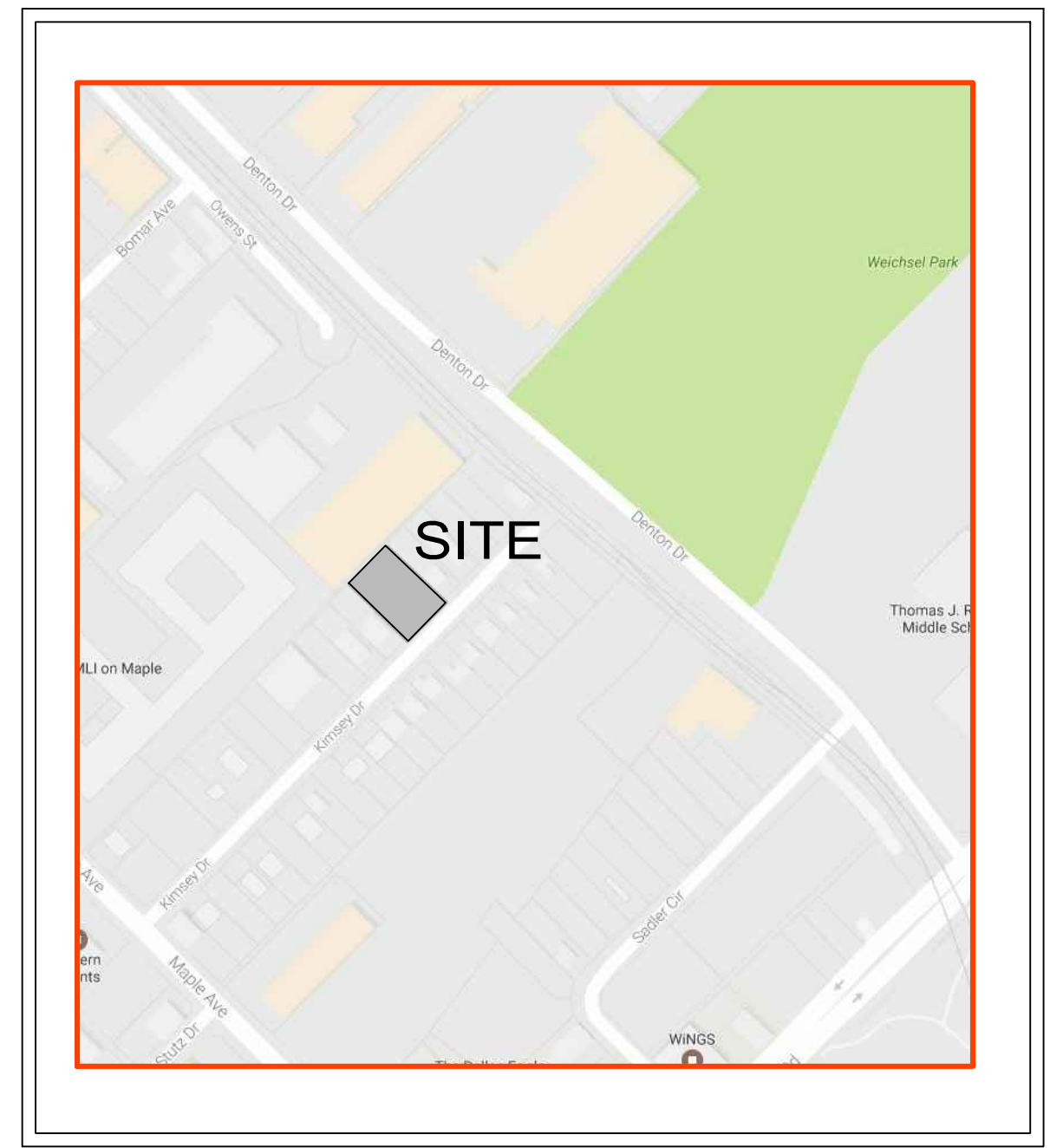



KIMSEY DRIVE



VICINITY MAP

NTS



TOTAL SITE AREA	0.34 AC
LAND USE	SINGLE FAMILY
MAX. DENSITY	10 UNITS
	REQ./MAX.
BUIDING HEIGHT	36 FT
LOT COVERAGE	75%
SETBACKS	
	REQ./MAX.
FRONT SETBACK	15 FT
SIDE SETBACK	0 FT
REAR SETBACK	0 FT
PARKING	
	REQ.
PARKING	2 / UNIT
GUEST PARKING	2

05/01/2017
PROJECT NUMBER
CASE NUMBER

BALDWIN ASSOCIATES
3904 Elm Street, Suite B
Dallas, Texas 75226
MOBILE: 214.729.7949
OFFICE: 214.824.7949
rob@baldwinplanning.com



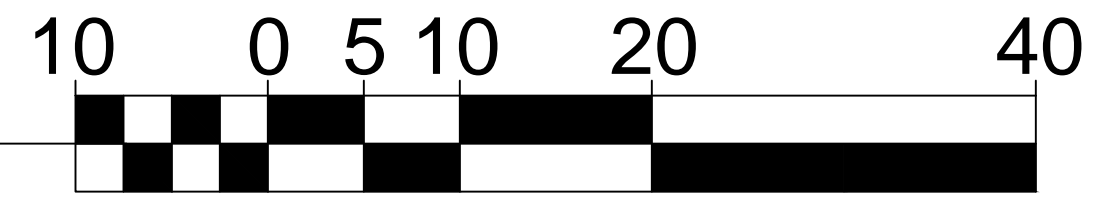
KIMSEY DRIVE
CITY OF DALLAS, TEXAS



1

2703-2707 KIMSEY DR. - CONCEPTUAL LOT LAYOUT

SCALE: 1" = 10'-0"



Z167-233(SM)