



December 27, 2011

Ms. Shirley J. Henley, CPD Director  
U.S. Department of Housing and Urban Development  
801 Cherry Street, Unit 45, Ste 2500  
Ft. Worth, TX 76102

Dear Ms. Henley:

Enclosed are four copies of the FY2010-11 Consolidated Annual Performance and Evaluation Report (CAPER) for the City of Dallas. We appreciate this opportunity to inform you of the substantial accomplishments made in the community development programs during the past year.

To facilitate your review of the submitted CAPER, please call upon the following City staff as necessary: Chan Williams for CDBG and general information regarding the Consolidated Plan at (214) 670-5544 and Jerry Killingsworth for HOME, HOPWA and ESG at (214) 670-4028.

Sincerely,

A handwritten signature in cursive script that reads 'Jeanne Chipperfield'.

Jeanne Chipperfield  
Chief Financial Officer

Enclosures

cc: Mary K. Suhm, City Manager  
Jack Ireland, Director, Office of Financial Services  
Jerry Killingsworth, Director, Housing/Community Services  
Chan Williams, Assistant Director, Office of Financial Services



# **CONSOLIDATED ANNUAL PERFORMANCE AND EVALUATION REPORT PROGRAM YEAR 2010**

## **TABLE OF CONTENTS**

### **COMMUNITY DEVELOPMENT BLOCK GRANT (CDBG)**

1. CDBG Cover Page
2. Activity Summary Status (IDIS Report PR03)
  - a) Housing/Community Services Contract Report
  - b) Housing/Community Services Subrecipient Report
  - c) Economic Development Subrecipient Report
3. Financial Summary
  - d) Financial Status Report
  - e) Public Services Cap
  - f) Planning and Program Oversight Cap
  - g) Program Income
  - h) Loan Programs
4. Fair Housing Summary
5. Section 3 Summary
6. Economic Development
  - i) Public Benefit Worksheet
7. Rehabilitation Activities
8. One-for-One Replacement
9. Displacement Summary
10. Public Review
11. Assessment of CDBG and Consolidated Plan
12. Maps
13. Summary of Accomplishments (IDIS Report PR83)

### **HOME INVESTMENT PARTNERSHIPS PROGRAM (HOME)**

14. Consolidated Plan Strategy
15. Affirmative Fair Marketing
16. Minority Outreach
17. Shortfall Funds
18. HOME Match
19. Annual Performance Report
20. Earmarking Requirements
21. Status of HOME Grants (IDIS Report PR27)
22. Status of Community Housing Development Organization (CHDO) Funds (IDIS Report PR25)
23. Status of HOME Activities (IDIS Report PR22 & PR85)

# **CONSOLIDATED ANNUAL PERFORMANCE AND EVALUATION REPORT PROGRAM YEAR 2010**

## **TABLE OF CONTENTS**

### **EMERGENCY SHELTER GRANT (ESG)**

- 24. Program Narrative
  - j) Continuum of Care
- 25. Performance Summary (2009-10 and 2010-11)
- 26. Grantee Statistics (IDIS Report PR19)
- 27. Grantee Activity Summary (IDIS Report PR81)

### **HOUSING OPPORTUNITIES FOR PERSONS WITH AIDS (HOPWA)**

- 28. Form: HUD- 40110-D
- 29. Project Activity Summary (IDIS Report PR72)

### **MISCELLANEOUS CATEGORIES**

- 30. List of Activities (IDIS Report PR02)
- 31. FY2010-11 Drawdown Vouchers (IDIS Report PR07)

**COMMUNITY  
DEVELOPMENT  
BLOCK GRANT  
(CDBG)**

*This page intentionally left blank.*

# 1. CDBG COVER PAGE

*This page intentionally left blank.*



**CONSOLIDATED ANNUAL PERFORMANCE AND EVALUATION REPORT  
PROGRAM YEAR 2010**

**CDBG COVER PAGE**

1. Program Year End: **September 30, 2011**
2. Grant Number: **B-10-MC-48-0010**
3. Name and Address of Grantee:  
**City of Dallas  
1500 Marilla, 4 F South  
Dallas, Texas 75201-6320**
4. Name and Address of Community Development:  
**Chan Williams, Assistant Director  
City of Dallas  
Office of Financial Services  
1500 Marilla, 4 F South  
Dallas, Texas 75201-6320**
5. Name and Telephone Number of Persons Most Familiar with Report:  
**Chan Williams – 214-670-5544**
6. Name and Telephone Number of Persons to Contact about Disclosure:  
**Chan Williams – 214-670-5544**
7. Have the Community Development Block Grant (CDBG) funds been used:
  - a. To meet the Community Development Program objectives in the Final Statement for this program year? **Yes**
  - b. Exclusively to either benefit low and moderate income persons, aid in the prevention or elimination of slums or blight, or meet community development needs having a particular urgency? **Yes**
  - c. Such that the grantee has complied with, or will comply with, its certification to expend not less than 70% of its CDBG funds, during the specified period on activities which benefit low and moderate income persons? **Yes**
8. Were citizen comments about this report and/or the CDBG program received? **No**
9. Indicate how the CAPER was made available to the public:
  - a. By printed notice: **Notice of the December 15, 2011 public hearing, and a 15 day review and comment period (11/30/11 through 12/14/2011) was advertised in the Dallas Morning News on November 28, 2011.**

**CONSOLIDATED ANNUAL PERFORMANCE AND EVALUATION REPORT  
PROGRAM YEAR 2010**

**CDBG COVER PAGE**


- b. By public hearing: **Public Hearing conducted on December 15, 2011, at 5:00 p.m. at Dallas City Hall, 1500 Marilla, L1 Conference Room B, Dallas, Texas.**
- c. Other: **Notice of Public Hearings posted on the City's website and in Dallas Public Libraries.**

10. The following forms must be completed and attached:

- a. Activity Summary
- b. Financial Summary
- c. One-for-One Replacement
- d. Rehabilitation
- e. Displacement

I hereby certify that: This report contains all required items identified above, Federal Assistance made available under the Community Development Block Grant (CDBG) has not been utilized to reduce substantially the amount of local financial support for community development activities below the level of such support prior to the start of the most recently completed CDBG program year; all the information stated herein, as well as any information provided in the accompaniment herewith, is true and accurate.

**WARNING:** HUD will prosecute false claims and statements. Conviction may result in criminal and/or civil penalties. (18 U.S.C.1001, 1010, 1012; U.S.C 3729 and 3802).

  
\_\_\_\_\_  
Jeanne Chipperfield  
Chief Financial Officer  
City of Dallas, Texas

December 27, 2011  
\_\_\_\_\_  
Date

## **2. ACTIVITY SUMMARY STATUS (IDIS REPORT PR03)**

*This page intentionally left blank.*

## PR03- BOSMAC (original)

Grantee: DALLAS

Rpt Program Year: 2010

Year	Project Name	Activity #	Status	Funded	Draw Thru Amount	Draw In Amount	Balance	Accomplishment Narrative
1994	CONVERTED CDBG	2	O	\$132,908,756.00	\$132,905,797.69	\$0.00	\$2,958.31	0
1994	CONVERTED CDBG	2354	C	\$4,892.29	\$4,892.29	\$0.00	\$0.00	(PY11): (PY94): AVAILABLE
1996	E's Haven Academy Renovations	2804	O	\$50,000.00	\$44,048.30	\$0.00	\$5,951.70	(PY11): (PY96): AGENCY
1997	PUBLIC IMPROVEMENTS -	3045	C	\$233,858.46	\$233,858.46	\$0.00	\$0.00	(PY97): \$0.0 EXPENDED.
1997	PUBLIC IMPROVEMENTS-NON-	3065	O	\$100,000.00	\$73,651.68	\$12,083.78	\$26,348.32	(PY11): (PY97): ESTIMATED
1999	HOME- HOMEOWNER REPAIR	4222	C	\$2,587,031.00	\$2,587,031.00	\$0.00	\$0.00	(PY99): \$346,997 TOTAL
1999	HOME- HOMEOWNER REPAIR	4226	C	\$274,267.80	\$274,267.80	\$0.00	\$0.00	(PY11): (PY99): NO FUNDS
2000	Economic Development -	4900	X	\$0.00	\$0.00	\$0.00	\$0.00	(PY11): (PY00): FUNDS
2000	Public Improvements - Non Profit	4906	C	\$125,724.53	\$125,724.53	\$0.00	\$0.00	(PY11): (PY00): FUNDED
2002	HOUSING-SINGLE FAMILY	5582	O	\$900,000.00	\$900,000.00	\$31,614.43	\$0.00	(PY02): NO ACCOMPLISHMENTS
2002	HOUSING-SINGLE FAMILY	10189	X	\$0.00	\$0.00	\$0.00	\$0.00	(PY07):
2002	EDD-Bexar Street Retail	5591	O	\$714,000.00	\$714,000.00	\$142,691.28	\$0.00	(PY02): PROJECT TRANFERRED
2002	EDD-Bexar Street Retail	9017	O	\$350,000.00	\$350,000.00	\$180,049.20	\$0.00	(PY02): PER CR #06-2475, APPVD
2003	PI-NEIGHBORHOOD	6209	C	\$1,637,455.00	\$1,637,455.00	\$0.00	\$0.00	(PY03): ACCOMPLISHMENTS
2003	P/P/OVERSIGHT-HISTORIC	6112	C	\$14,999.92	\$14,999.92	\$0.00	\$0.00	0
2003	EDD-BUSINESS	6189	O	\$350,000.00	\$49,318.64	\$49,318.64	\$300,681.36	(PY03): PROPOSALS ARE BEING
2004	HOUSING-RESIDENTIAL	7001	O	\$300,000.00	\$300,000.00	\$0.00	\$0.00	(PY04): NO ACCOMPLISHMENTS
2004	HOUSING-NEIGHBORHHOD	7003	C	\$2,057,054.00	\$2,057,054.00	\$0.00	\$0.00	(PY11): (PY04): FIFTY NINE
2004	EDD-BUSINESS	7018	O	\$317,351.00	\$0.00	\$0.00	\$317,351.00	(PY04): PROGRAM GUIDELINES
2004	PI-NEIGHBORHOOD	7022	O	\$2,804,225.00	\$2,801,869.77	\$25,305.66	\$2,355.23	(PY04): IMPLEMENTATION OF
2004	PI-NEIGHBORHOOD	7036	C	\$1,318,575.00	\$1,318,575.00	\$667.50	\$0.00	(PY04): IMPLEMENTATION OF
2004	P/P/OVERSIGHT-HISTORIC	7031	C	\$48,000.00	\$48,000.00	\$0.00	\$0.00	0
2005	HOUSING-BASIC HOME	7732	C	\$2,845,000.00	\$2,845,000.00	\$0.00	\$0.00	(PY05): PROVIDED BASIC HOME
2005	HOUSING-BASIC HOME	7854	C	\$849,999.67	\$849,999.67	\$0.00	\$0.00	(PY05): ASSISTANCE PROVIDED
2005	EDD-SDDC REVOLVING	10320	C	\$74,000.00	\$74,000.00	\$0.00	\$0.00	(PY08): No jobs were created in this
2005	PI-SIDEWALK IMPROVEMENT	7770	C	\$139,072.00	\$139,072.00	\$73,450.33	\$0.00	(PY05): Project completed. 900-
2005	PI-NEIGHBORHOOD	7774	C	\$1,499,369.98	\$1,499,369.98	\$12,799.38	\$0.00	(PY05): FUNDS UTILIZED FOR
2006	PS-AFTER-SCHOOL/SUMMER	8561	C	\$104,453.00	\$104,453.00	\$0.00	\$0.00	(PY06): PROVIDED
2006	HOUSING-RELOCATION	8461	C	\$515,748.72	\$515,748.72	\$0.00	\$0.00	(PY06): DURING PROGRAM
2006	HOUSING-RESIDENTIAL	7730	O	\$1,000,000.00	\$890,465.00	\$0.00	\$109,535.00	(PY05): REDUCE CURRENT
2006	HOUSING-RESIDENTIAL	8495	O	\$650,000.00	\$350,000.00	\$0.00	\$300,000.00	(PY06): FUND THE PURCHASE OF
2006	HOUSING-HOUSING	8496	C	\$1,670,127.02	\$1,670,127.02	\$0.00	\$0.00	(PY06): FUNDING PROVIDED THE
2006	HOUSING-BASIC HOME	8497	C	\$1,859,201.04	\$1,859,201.04	\$0.00	\$0.00	(PY06): PROVIDED BASIC
2006	HOUSING-BASIC HOME	8498	C	\$2,128,392.11	\$2,128,392.11	\$166.11	\$0.00	(PY06): PROVIDED BASIC
2006	HOUSING-COMMUNITY	8479	C	\$28,398.00	\$28,398.00	\$0.00	\$0.00	(PY06): BALANCE REPROGRMD
2006	EDD-BUSINESS LOAN	8800	O	\$220,000.00	\$220,000.00	\$0.00	\$0.00	(PY05): LOAN CLOSED
2006	EDD-BAC#3 GREATER DALLAS	8513	C	\$80,343.31	\$80,343.31	(\$4,656.69)	\$0.00	(PY06): BAC PROGRAM MET AND
2006	EDD-BAC#4 GREATER DALLAS	8515	C	\$84,615.00	\$84,615.00	(\$385.00)	\$0.00	(PY06): BAC PROGRAM MET AND
2006	EDD-BAC#6 GREATER DALLAS	8518	C	\$83,679.00	\$83,679.00	(\$1,321.00)	\$0.00	(PY06): BAC PROGRAM MET AND
2006	EDD-BUSINESS ASSISTANCE	8521	X	\$0.00	\$0.00	\$0.00	\$0.00	(PY06): NO FUNDS HAS BEEN
2006	PI-NEIGHBORHOOD	8501	O	\$1,000,000.00	\$999,181.56	\$0.00	\$818.44	(PY06): FOR PROGRAM YEAR
2006	FAIR HOUSING-FAIR HOUSING	8525	C	\$561,853.91	\$561,853.91	(\$14,187.09)	\$0.00	0
2006	SOUTHERN SECTION	9015	O	\$1,350,000.00	\$1,207,374.29	\$0.00	\$142,625.71	(PY06): PER CR# 06-3435
2006	SOUTHERN SECTION	9245	O	\$1,138,732.00	\$1,116,710.79	\$128,496.27	\$22,021.21	(PY06): PER CR# 07-1577
2006	HOU- NEIGHBORHOOD	9599	O	\$180,000.00	\$164,344.18	\$34,409.78	\$15,655.82	(PY06): NO EXPENDITURES
2006	HOU-HOUSING SERVICES	9600	O	\$100,000.00	\$99,146.77	\$39,731.36	\$853.23	(PY06): NO EXPENDITURES
2007	PS-AFTER-SCHOOL/SUMMER	9303	C	\$437,849.00	\$437,849.00	\$0.00	\$0.00	(PY07): PROGRAM PROVIDED

Year	Project Name	Activity #	Status	Funded	Draw Thru Amount	Draw In Amount	Balance	Accomplishment Narrative
2007	HOUSING-RELOCATION	9374	C	\$520,678.56	\$520,678.56	\$0.00	\$0.00	(PY07): Nine households displaced
2007	HOUSING-HOUSING	9326	C	\$840,178.00	\$840,178.00	\$0.00	\$0.00	(PY07): FUNDING PROVIDED
2007	HOUSING-RESIDENTIAL	9347	O	\$825,000.00	\$825,000.00	\$0.00	\$0.00	(PY07): PROVIDE FUNDING FOR
2007	HOUSING-HOUSING	9348	C	\$1,823,854.09	\$1,823,854.09	\$0.00	\$0.00	(PY07): FUNDING PROVIDED
2007	HOUSING-MINOR HOME	9359	O	\$3,282,894.00	\$3,202,412.81	\$72,620.20	\$80,481.19	(PY07): PROGRAM CHANGED
2007	HOUSING-COMMUNITY	9370	C	\$76,913.00	\$76,913.00	\$0.00	\$0.00	(PY07): IN FY 2007-08,
2007	EDD-BUSINESS LOAN	9791	C	\$300,000.00	\$300,000.00	\$0.00	\$0.00	(PY08): 5 FULL-TIME JOBS WERE
2007	FAIR HOUSING-FAIR HOUSING	9305	C	\$511,050.00	\$511,050.00	\$0.00	\$0.00	0
2007	P/P/OVERSIGHT-	9312	C	\$442,672.00	\$442,672.00	\$0.00	\$0.00	0
2007	PI-NEIGHBORHOOD	9771	O	\$925,000.00	\$483,756.60	\$101,326.15	\$441,243.40	(PY06): ONGOING. (PY07): NO
2008	PS-AFTER-SCHOOL/SUMMER	9823	C	\$437,977.00	\$437,977.00	\$0.00	\$0.00	(PY08): The over 50% increase in
2008	PS-AFTER-SCHOOL/SUMMER	9824	C	\$104,794.00	\$104,794.00	\$0.00	\$0.00	(PY08): 682 children ages 6-12
2008	PS-SUMMER YOUTH	9833	C	\$56,083.12	\$56,083.12	\$0.00	\$0.00	(PY08): 174 high risk youth ages 6-
2008	PS-OFFENDER RE-ENTRY	9864	C	\$101,224.77	\$101,224.77	\$0.00	\$0.00	(PY08): NO OF UNDUPLICATED
2008	HOUSING-RELOCATION	9873	C	\$499,852.81	\$499,852.81	\$0.00	\$0.00	(PY08): Program funds were used to
2008	HOUSING-HOUSING	9874	C	\$1,011,762.14	\$1,011,762.14	\$0.00	\$0.00	(PY07): FUNDING PROVIDED THE
2008	HOUSING-MORTGAGE	9875	C	\$300,000.00	\$300,000.00	\$0.00	\$0.00	(PY08): THE FOLLOWING 53
2008	HOUSING-HOUSING SERVICES	9876	O	\$100,000.00	\$84,477.87	\$24,212.04	\$15,522.13	(PY08): THE CONTRACT IS IN
2008	HOUSING-RESIDENTIAL	9877	O	\$825,000.00	\$575,329.43	\$19,459.23	\$249,670.57	(PY08): THE CONTRACT
2008	HOUSING-HOUSING	9878	C	\$1,860,823.96	\$1,860,823.96	\$0.00	\$0.00	(PY08): Service Delivery Staff
2008	HOUSING-MAJOR SYSTEMS	5754	C	\$1,100,000.00	\$1,100,000.00	\$0.00	\$0.00	(PY02): NO ACCOMPLISHMENT
2008	HOUSING-MAJOR SYSTEMS	9360	O	\$1,231,225.00	\$1,226,160.10	\$16,304.21	\$5,064.90	(PY07): PROJECT NAME CHANGE
2008	HOUSING-SOUTH	9880	C	\$58,577.63	\$58,577.63	\$0.00	\$0.00	(PY08): FUNDED ACTIVITY FOR
2008	HOUSING-	9882	O	\$2,281,740.00	\$1,930,066.00	\$1,319,382.50	\$351,674.00	(PY08): NO ACCOMPLISHMENTS
2008	HOUSING-	9883	O	\$1,314,346.00	\$1,178,490.26	\$1,640.42	\$135,855.74	(PY08): NO ACCOMPLISHMENTS
2008	HOUSING-	10174	C	\$19,393.16	\$19,393.16	\$2,596.16	\$0.00	(PY08): NO ACCOMPLISHMENTS
2008	HOUSING-	10175	O	\$335,554.27	\$323,445.57	\$49,049.54	\$12,108.70	(PY08): FUNDED THE
2008	HOUSING-DEDICATED SAFE II	9826	C	\$52,790.01	\$52,790.01	\$0.00	\$0.00	(PY09): All funds have been
2008	HOUSING-DEDICATED SAFE II	9828	C	\$89,228.75	\$89,228.75	\$0.00	\$0.00	(PY09): All funds have been
2008	HOUSING-NEIGHBORHOOD	9831	C	\$166,121.00	\$166,121.00	\$0.00	\$0.00	(PY08): Three NIP inspectors
2008	HOUSING-NEIGHBORHOOD	9852	O	\$250,000.00	\$115,951.93	\$30,706.93	\$134,048.07	(PY08): Funds were utilized for the
2008	ECO-BUSINESS LOAN	9788	O	\$156,574.06	\$156,574.06	\$0.00	\$0.00	(PY07): Loan funded on 7/26/2008.
2008	ECO-BUSINESS LOAN	9789	O	\$75,000.00	\$75,000.00	\$0.00	\$0.00	(PY07): NO JOBS CREATED IN
2008	ECO-BUSINESS LOAN	9923	C	\$65,000.00	\$65,000.00	\$0.00	\$0.00	(PY08): 1-FULL-TIME AND 1 PART-
2008	ECO-BUSINESS LOAN	10117	C	\$72,850.00	\$72,850.00	\$0.00	\$0.00	(PY08): ONE FUL-TIME AND 14
2008	ECO-BUSINESS LOAN	10149	C	\$240,000.00	\$240,000.00	\$0.00	\$0.00	(PY05):. (PY08): This loan funded
2008	ECO-BUSINESS LOAN	10319	O	\$70,000.00	\$70,000.00	\$0.00	\$0.00	(PY08): NO JOBS WERE
2008	ECO-BUSINESS LOAN	10148	O	\$216,341.37	\$216,341.37	\$0.00	\$0.00	(PY08): JOBS CREATION WILL BE
2008	PI-NEIGHBORHOOD STREET	9854	C	\$50,000.00	\$50,000.00	\$0.00	\$0.00	(PY08): Street, sidewalks or alley
2008	PI-SIDEWALK IMPROVEMENT	9855	C	\$119,253.00	\$119,253.00	\$8,130.48	\$0.00	(PY08): Project in progress, will be
2008	PI-NEIGHBORHOOD	9856	O	\$678,971.00	\$550,774.63	\$81,194.63	\$128,196.37	(PY08): Funds were utilized for the
2008	FAIR HOUSING-FAIR HOUSING	9857	C	\$428,153.00	\$428,153.00	\$0.00	\$0.00	0
2008	P/P/O/-ENVIRONMENTAL &	9863	C	\$397,650.29	\$397,650.29	\$0.00	\$0.00	0
2008	P/P/O-HOUSING	9865	C	\$686,891.90	\$686,891.90	\$0.00	\$0.00	0
2008	P/P/O-PARKS AND	9869	C	\$64,119.00	\$64,119.00	\$0.00	\$0.00	0
2008	HOUSING-COMMUNITY	9884	C	\$245,975.52	\$245,975.52	\$0.00	\$0.00	(PY08): Code officers have
2008	SIDEWALK IMPROVEMENT	10113	O	\$116,731.00	\$71,433.44	\$70,939.47	\$45,297.56	(PY08): Project has not been
2008	HISPANIC CONTRACTORS	10114	C	\$36,970.00	\$36,970.00	(\$3,030.00)	\$0.00	(PY08): Estimate # of Existing
2009	African American Museum Youth	10342	C	\$46,000.00	\$46,000.00	\$0.00	\$0.00	(PY09): Program is still in progress.
2009	After-School Programs-	10388	C	\$437,977.00	\$437,977.00	\$10,927.13	\$0.00	(PY09): 1197 children ages 6-12
2009	After-School/Summer Outreach	10346	C	\$104,815.00	\$104,815.00	\$5,873.47	\$0.00	(PY09): -159 children ages 6-12

Year	Project Name	Activity #	Status	Funded	Draw Thru Amount	Draw In Amount	Balance	Accomplishment Narrative
2009	Child Care Services Program	10453	C	\$24,999.84	\$24,999.84	\$0.00	\$0.00	(PY09): Registration/Enrollment -
2009	Child Care Services Program	10455	C	\$33,196.50	\$33,196.50	\$10,896.50	\$0.00	(PY09): Program Participants
2009	City Child Care Services	10355	C	\$325,000.00	\$325,000.00	\$17,625.60	\$0.00	(PY09): No. of Clients Served -
2009	Arts Education Program	10389	C	\$16,000.00	\$16,000.00	\$0.00	\$0.00	(PY09): At the end of the camp, an
2009	Summer Youth Program	10387	C	\$56,131.00	\$56,131.00	\$1,162.72	\$0.00	(PY09): All CDBG summer staff
2009	Geriatric Health Services	10398	O	\$129,677.00	\$116,759.78	\$0.00	\$12,917.22	(PY03): Seniors assisted - Goal/500
2009	City Office of Senior Affairs	10361	C	\$154,884.54	\$154,884.54	\$1,396.96	\$0.00	(PY09): Dissemination of
2009	Senior Services Program	10457	O	\$23,451.00	\$22,826.00	\$0.00	\$625.00	(PY09): Information/Assistance Unit -
2009	Temporary Emergency Housing	10386	C	\$14,295.73	\$14,295.73	\$0.00	\$0.00	(PY09): FAMILIES PROVIDED
2009	Offender Re-Entry Program	10385	C	\$71,956.46	\$71,956.46	\$0.00	\$0.00	(PY09): The Reentry Program has
2009	Offender Re-Entry Program	10363	C	\$110,999.40	\$110,999.40	\$5,165.03	\$0.00	(PY09): Approximately 65 ex-
2009	South Dallas/Fair Park	10383	C	\$327,156.77	\$327,156.77	\$29,456.47	\$0.00	(PY09): We have assisted 152
2009	Small Business Development	10513	O	\$40,000.00	\$39,597.05	\$27,311.56	\$402.95	(PY09): Estimate # of Existing
2009	Relocation Assistance	10392	O	\$319,286.60	\$119,286.60	\$945.96	\$200,000.00	(PY09): No homeowners have been
2009	Housing Development Support	10382	C	\$1,017,322.91	\$1,017,322.91	\$101,905.70	\$0.00	(PY09):
2009	Mortgage Assistance Program	10364	C	\$1,870,000.00	\$1,870,000.00	\$0.00	\$0.00	(PY09): 10-Feb 24 LOW INCOME
2009	Mortgage Assistance Program-	10393	O	\$300,000.00	\$300,000.00	\$190,471.85	\$0.00	(PY09): MINOR HOME REPAIR
2009	Housing Services Program	10381	O	\$100,000.00	\$66,024.32	\$63,278.95	\$33,975.68	(PY09): Builders of Hope: A draw
2009	Residential Development	10514	O	\$960,000.00	\$701,231.40	\$701,231.40	\$258,768.60	(PY09): NO EXPENDITURES FOR
2009	Community Based Development	10532	O	\$700,000.00	\$292,079.35	\$155,974.90	\$407,920.65	(PY09): EAST DALLAS
2009	Housing Assistance Support	10380	C	\$1,817,403.00	\$1,817,403.00	\$1,609.26	\$0.00	(PY09): SERVICE DELIVERY
2009	Major Systems Repair Program	9879	O	\$1,230,000.00	\$1,209,016.52	\$11,401.98	\$20,983.48	(PY08): FUNDED ACTIVITY FOR
2009	Major Systems Repair Program	10365	O	\$1,498,372.00	\$1,477,880.32	\$383,483.74	\$20,491.68	(PY09): FUNDED THE
2009	South Dallas/Fair Park- Major	10394	O	\$100,000.00	\$24,600.18	\$24,600.18	\$75,399.82	(PY09): FUNDED ACTIVITY FOR
2009	Minor Plumbing	10379	C	\$30,000.00	\$30,000.00	\$0.00	\$0.00	(PY09): Minor Plumbing Repair
2009	People Helping People-Volunteer	10367	O	\$1,153,444.00	\$572,014.62	\$113,949.62	\$581,429.38	(PY09): Provided minor exterior
2009	Dedicated SAFE II Expansion	10395	O	\$55,857.00	\$55,856.28	\$30,000.01	\$0.72	0
2009	Dedicated SAFE II Expansion	10378	C	\$73,129.58	\$73,129.58	\$0.00	\$0.00	0
2009	Dedicated SAFE II Expansion	10368	O	\$105,112.00	\$104,601.90	\$8,147.81	\$510.10	(PY09): The Nuisance Abatement
2009	Neighborhood Investment	10396	C	\$348,145.78	\$348,145.78	\$2,005.95	\$0.00	(PY09): During the first half of FY 09-
2009	Community Prosecutor Program	10376	C	\$253,095.76	\$253,095.76	\$10,297.96	\$0.00	(PY09): Inspections conducted by
2009	Neighborhood Enhancement	10370	O	\$280,000.00	\$125,194.31	\$92,091.14	\$154,805.69	(PY09): Total February expenditures
2009	Business Loan Program	8111	O	\$0.00	\$0.00	\$0.00	\$0.00	(PY08): IN OCTOBER 2008 SDDC
2009	Business Loan Program	9390	C	\$36,200.00	\$36,200.00	\$0.00	\$0.00	(PY06): LOAN MADE THROUGH
2009	Business Loan Program	9787	O	\$150,000.00	\$150,000.00	\$0.00	\$0.00	(PY07): Loan funded on 7/28/2008.
2009	Business Loan Program	9790	C	\$137,662.99	\$137,662.99	\$0.00	\$0.00	(PY07): Nelson Masi dba/Kasi
2009	Business Loan Program	10321	X	\$30,000.00	\$30,000.00	\$0.00	\$0.00	(PY08): Funded 9-2009. No jobs
2009	Business Loan Program	10685	O	\$475,017.00	\$475,017.00	\$211,417.18	\$0.00	0
2009	Business Loan Program	10782	O	\$150,000.00	\$150,000.00	\$0.00	\$0.00	(PY09): Dallas Iron Works has
2009	Business Loan Program	10852	O	\$35,000.00	\$35,000.00	\$0.00	\$0.00	(PY09): The loan made to Center
2009	Business Loan Program	10853	O	\$43,981.00	\$41,011.00	\$12,661.00	\$2,970.00	(PY09): Loan to Park Place funded
2009	Business Loan Program	10999	O	\$270,000.00	\$270,000.00	\$30,000.00	\$0.00	(PY09): Loan to ADI Engineering,
2009	Business Assistance Center	10357	C	\$80,000.00	\$80,000.00	\$21,344.31	\$0.00	(PY09): Estimate # of Existing
2009	Business Assistance Center	10359	O	\$80,000.00	\$79,784.41	\$9,682.47	\$215.59	(PY09): Estimated number of
2009	Business Assistance Center	10360	C	\$80,000.00	\$80,000.00	\$3,966.66	\$0.00	(PY09):
2009	Business Assistance Center	10366	C	\$80,000.00	\$80,000.00	\$6,848.60	\$0.00	(PY09): Estimate # of Existing
2009	Business Assistance Center	10369	O	\$80,000.00	\$80,000.00	\$0.00	\$0.00	(PY09): Estimated number of
2009	Business Assistance Center	10372	O	\$80,000.00	\$79,307.77	\$21,029.44	\$692.23	(PY09): Estimated number of
2009	Business Assistance Center	10374	C	\$80,000.00	\$80,000.00	\$16,601.13	\$0.00	(PY09): Estimate # of Existing
2009	Business Assistance Center	10375	O	\$0.00	\$0.00	\$0.00	\$0.00	0
2009	Neighborhood Street	10371	O	\$65,000.00	\$43,473.02	\$42,078.98	\$21,526.98	(PY09): Project in progress, streets,

Year	Project Name	Activity #	Status	Funded	Draw Thru Amount	Draw In Amount	Balance	Accomplishment Narrative
2009	Neighborhood Investment	10397	O	\$1,494,154.00	\$976,371.06	\$14,145.05	\$517,782.94	(PY09): Provided new sidewalks,
2009	Neighborhood Investment	10516	O	\$210,217.00	\$67,821.10	\$40,988.10	\$142,395.90	(PY09): Expenditure for design work
2009	Ferguson Park Trail	10351	O	\$125,000.00	\$123,966.28	\$12,671.13	\$1,033.72	(PY09): The project includes: 1800'
2009	Fair Housing Enforcement	10373	C	\$551,293.00	\$551,293.00	\$3,145.26	\$0.00	0
2009	Consolidated Plan/Citizen	10353	C	\$713,841.00	\$713,841.00	\$26,161.48	\$0.00	0
2009	Consolidated Plan/Citizen	10746	O	\$0.00	\$0.00	\$0.00	\$0.00	0
2009	Grant Compliance	10347	C	\$707,082.78	\$707,082.78	\$63.50	\$0.00	0
2009	Housing/Community Services	10377	C	\$433,278.00	\$433,278.00	\$981.91	\$0.00	0
2009	Housing/Community Services	10354	C	\$857,440.00	\$857,440.00	\$0.25	\$0.00	0
2009	Relocation Management	10345	C	\$57,362.00	\$57,362.00	\$0.00	\$0.00	0
2009	Economic Development	10350	C	\$91,389.38	\$91,389.38	\$1,194.16	\$0.00	0
2009	Park and Recreation	10356	C	\$64,521.00	\$64,521.00	\$512.82	\$0.00	0
2009	Reconstruction/S.H.A.R.E	10713	O	\$1,474,200.00	\$1,151,650.47	\$1,134,794.01	\$322,549.53	(PY10): FUNDED ACTIVITY FOR
2009	CDBG - MLK Community	10518	O	\$2,656,982.64	\$2,436,011.84	\$2,436,011.84	\$220,970.80	(PY09): MLK site assessments,
2009	CDBG - West Dallas	10519	O	\$316,000.00	\$301,847.89	\$301,847.89	\$14,152.11	(PY09): WDMC site assessments,
2009	CDBG - Sidewalk/Street	10520	C	\$661,331.96	\$661,331.96	\$484,672.05	\$0.00	(PY09): Four projects were
2009	CDBG - West Dallas	10521	C	\$200,532.05	\$200,532.05	\$67,231.42	\$0.00	(PY09): Services at West Dallas
2009	CDBG - South Oak Cliff	10522	O	\$347,121.73	\$341,741.50	\$219,746.80	\$5,380.23	(PY09): The South Oak Cliff
2009	CDBG - Community Youth and	10524	C	\$19,999.40	\$19,999.40	\$12,860.20	\$0.00	(PY09): The Community Youth &
2009	CDBG - Vocational Training &	10525	C	\$24,000.00	\$24,000.00	\$14,000.00	\$0.00	(PY09): The Vocational Training &
2009	CDBG - Community Food	10526	C	\$14,593.06	\$14,593.06	\$10,668.33	\$0.00	(PY09): The Community Food
2009	CDBG - Community	10527	C	\$58,627.46	\$58,627.46	\$28,834.29	\$0.00	(PY09): Community Development
2009	CDBG - Program	10528	O	\$43,588.00	\$7,120.37	\$7,120.37	\$36,467.63	0
2009	CDBG - Program	10686	O	\$45,000.00	\$25,000.00	\$0.00	\$20,000.00	0
2009	CDBG - Oversight and	10529	O	\$179,282.00	\$111,770.91	\$68,201.78	\$67,511.09	0
2009	CDBG - Monitoring Grant	10530	O	\$94,076.70	\$90,716.17	\$49,386.62	\$3,360.53	0
2009	Crisis Assistance	10531	C	\$236,396.33	\$236,396.33	\$8,271.40	\$0.00	(PY09): Crisis Assistance workers
2009	Bexar Street Mixed -Used Project	10721	O	\$475,800.00	\$257,580.00	\$91,133.13	\$218,220.00	(PY10): ON 4/2/10 A PAYMENT
2009	MLK Blvd Business	11000	O	\$92,521.91	\$0.00	\$0.00	\$92,521.91	0
2009	Public Improvements - City	4674	C	\$138,886.70	\$138,886.70	\$0.00	\$0.00	(PY00): HAVE HIRED
2010	Mortgage Assistance Program	10810	O	\$1,453,763.00	\$1,453,763.00	\$1,435,263.00	\$0.00	(PY10): MAY 2010: 25 DIRECT
2010	Mortgage Assistance Program	11023	O	\$1,585,707.00	\$1,158,744.47	\$1,158,744.47	\$426,962.53	(PY10): PROVIDED MORTGAGE
2010	Neighborhood Investment	10811	O	\$1,000,000.00	\$712,764.29	\$712,078.24	\$287,235.71	(PY10): 2010 - Expenditures for
2010	Neighborhood Investment	11022	O	\$0.00	\$0.00	\$0.00	\$0.00	(PY10): 2010 - No expenditures
2010	Neighborhood Investment	11147	O	\$0.00	\$0.00	\$0.00	\$0.00	(PY10): 2010 - No expenditures
2010	African American Museum Youth	10882	O	\$46,000.00	\$46,000.00	\$46,000.00	\$0.00	(PY10): All goals were met by the
2010	After-School Programs-Elem	10962	O	\$458,940.00	\$430,789.59	\$430,789.59	\$28,150.41	(PY10): Registration as of March
2010	After-School/Summer Outreach	10963	O	\$83,852.00	\$77,973.16	\$77,973.16	\$5,878.84	(PY10): Registration as of March
2010	Child Care Services Program	10883	C	\$35,500.00	\$35,500.00	\$35,500.00	\$0.00	(PY10): Youth served /49 Proposed
2010	Child Care Services Program	10884	O	\$37,500.00	\$37,500.00	\$37,500.00	\$0.00	(PY10): Teens served / Proposed
2010	Child Care Services Program	11024	O	\$40,865.00	\$40,865.00	\$40,865.00	\$0.00	(PY10): UNDUPLICATED
2010	Child Care Services Program	11025	C	\$43,985.00	\$43,985.00	\$43,985.00	\$0.00	(PY10): CHILDREN PROVIDED
2010	Child Care Services Program	11077	C	\$24,999.97	\$24,999.97	\$24,999.97	\$0.00	(PY10):
2010	Child Care Services Program	11149	C	\$45,150.00	\$45,150.00	\$45,150.00	\$0.00	(PY10): No. of program participants
2010	City Child Care Services	10889	O	\$326,514.00	\$315,339.64	\$315,339.64	\$11,174.36	(PY10): Children served / Proposed
2010	Arts Education Program	10890	O	\$21,000.00	\$21,000.00	\$21,000.00	\$0.00	(PY10): All goals were met. This
2010	Summer Youth Program	10891	O	\$56,142.00	\$52,861.96	\$52,861.96	\$3,280.04	(PY10): 155 youth ages 6-12 were
2010	Adolescent Substance Abuse-	10892	O	\$65,000.00	\$64,680.00	\$64,680.00	\$320.00	(PY10): Youth served intake /
2010	Clinical Dental Care Program	10979	C	\$200,000.00	\$200,000.00	\$200,000.00	\$0.00	(PY10): PATIENTS
2010	Geriatric Health Services	10984	C	\$42,269.74	\$42,269.74	\$42,269.74	\$0.00	(PY10): Seniors assisted - Goal/500
2010	City Crisis Assistance	10893	O	\$267,143.00	\$240,622.47	\$240,622.47	\$26,520.53	(PY10): YTD- unduplicate number of



Year	Project Name	Activity #	Status	Funded	Draw Thru Amount	Draw In Amount	Balance	Accomplishment Narrative
2010	City Office of Senior Affairs	10894	C	\$155,951.17	\$155,951.17	\$155,951.17	\$0.00	(PY10): Dissemination of
2010	Senior Services Program	10895	O	\$23,451.00	\$21,001.00	\$21,001.00	\$2,450.00	(PY10): Seniors provided case
2010	Senior Services Program	10896	O	\$40,333.00	\$40,332.99	\$40,332.99	\$0.01	(PY10): Unduplicated Seniors
2010	Senior Services Program	10897	O	\$21,216.00	\$21,216.00	\$21,216.00	\$0.00	(PY10): Seniors Provided Services
2010	Teen Violence-Victim Outreach	10898	O	\$31,000.00	\$31,000.00	\$31,000.00	\$0.00	(PY10): INTAKE AND
2010	Offender Re-entry Program	10899	O	\$130,054.00	\$71,681.34	\$71,681.34	\$58,372.66	(PY10): NO OF UNDUPLICATED
2010	Parenting and Early Childhood	10944	O	\$25,000.00	\$25,000.00	\$25,000.00	\$0.00	(PY10): Unduplicated Parents
2010	South Dallas/Fair Park	10945	O	\$295,053.00	\$277,130.04	\$277,130.04	\$17,922.96	(PY10): In FY10-11, our Community
2010	South Oak Cliff Community Court	10946	O	\$109,815.00	\$47,656.12	\$47,656.12	\$62,158.88	(PY10): In FY2010-2011, our
2010	West Dallas Community Court	10947	O	\$222,029.00	\$153,528.59	\$153,528.59	\$68,500.41	(PY10): In FY2010-2011, our
2010	Literacy Program	10948	O	\$18,000.00	\$0.00	\$0.00	\$18,000.00	(PY10): No contract awarded.
2010	Youth Entrepreneurial After-	10949	O	\$12,600.00	\$12,600.00	\$12,600.00	\$0.00	(PY10): A seven week Minor
2010	Training and Employment for	10950	O	\$30,000.00	\$30,000.00	\$30,000.00	\$0.00	(PY10): No of persons served/151
2010	Women's Outreach Program	10951	O	\$26,683.00	\$26,116.56	\$26,116.56	\$566.44	(PY10): Therapeutic Treatment # of
2010	Relocation Assistance	10952	O	\$138,388.00	\$42,943.98	\$42,943.98	\$95,444.02	(PY10): Five homeowners, one
2010	Housing Development Support	10953	C	\$960,081.01	\$960,081.01	\$960,081.01	\$0.00	(PY10):
2010	Residential Development	10954	O	\$1,000,000.00	\$0.00	\$0.00	\$1,000,000.00	0
2010	Community Based Development	10955	O	\$700,000.00	\$0.00	\$0.00	\$700,000.00	(PY10): NO expenditures to report
2010	Housing Assistance Support	10956	C	\$1,655,116.38	\$1,655,116.38	\$1,655,116.38	\$0.00	(PY10):
2010	Major Systems Repair Program	10957	O	\$1,501,500.00	\$1,074,515.21	\$1,074,515.21	\$426,984.79	(PY10): FUNDED ACTIVITY FOR
2010	South Dallas/Fair Park- Major	10958	O	\$100,000.00	\$0.00	\$0.00	\$100,000.00	(PY10): FY 2010 NO
2010	Minor Plumbing	10959	C	\$50,000.00	\$50,000.00	\$50,000.00	\$0.00	(PY10): 79 homeowners have
2010	People Helping People-Volunteer	10050	O	\$518,880.00	\$518,880.00	\$33,036.40	\$0.00	(PY09): Provided Minor Exterior
2010	People Helping People-Volunteer	10960	O	\$1,242,127.00	\$698,422.18	\$698,422.18	\$543,704.82	(PY10): 2010-11 Salaries.
2010	Dedicated SAFE II Expansion	10961	O	\$40,000.00	\$40,000.00	\$40,000.00	\$0.00	0
2010	Dedicated SAFE II Expansion	10964	O	\$98,550.00	\$79,243.94	\$79,243.94	\$19,306.06	0
2010	Dedicated SAFE II Expansion	10965	O	\$124,710.00	\$87,949.82	\$87,949.82	\$36,760.18	(PY10): Preliminary Cases 44; Open
2010	Neighborhood Investment	10966	O	\$518,907.00	\$393,391.51	\$393,391.51	\$125,515.49	(PY10): Total NIP Inspector
2010	Community Prosecutor Program	10967	O	\$283,971.00	\$252,905.83	\$252,905.83	\$31,065.17	(PY10): Oct.- 24 inspections, heavy
2010	Business Loan Program	9922	O	\$162,025.00	\$162,025.00	\$0.00	\$0.00	(PY08): 1 full-time job was created
2010	Business Loan Program	10118	O	\$209,876.80	\$209,876.80	\$0.00	\$0.00	(PY08): NO JOBS WERE
2010	Business Loan Program	11033	C	\$249,614.49	\$249,614.49	\$249,614.49	\$0.00	(PY10): Modern Senior Living,
2010	Business Loan Program	11181	O	\$25,000.00	\$25,000.00	\$25,000.00	\$0.00	(PY10): Al-Rousan and Wared Corp
2010	Business Assistance Center	10991	O	\$80,000.00	\$59,123.72	\$59,123.72	\$20,876.28	(PY10): Estimated # of Existing
2010	Business Assistance Center	10992	C	\$74,156.07	\$74,156.07	\$74,156.07	\$0.00	(PY10): Estimated number of
2010	Business Assistance Center	10993	O	\$80,000.00	\$56,240.44	\$56,240.44	\$23,759.56	(PY10): Estimated # of Existing
2010	Business Assistance Center	10994	O	\$80,000.00	\$55,617.94	\$55,617.94	\$24,382.06	(PY10): Estimated # of Existing
2010	Business Assistance Center	10995	C	\$80,000.00	\$80,000.00	\$80,000.00	\$0.00	(PY10): Estimated # of Existing
2010	Business Assistance Center	10996	C	\$80,000.00	\$80,000.00	\$80,000.00	\$0.00	(PY10): Estimated # of existing
2010	Business Assistance Center	10997	O	\$80,000.00	\$70,275.06	\$70,275.06	\$9,724.94	(PY10): Estimated # of Existing
2010	Business Assistance Center	10998	O	\$80,000.00	\$43,873.03	\$43,873.03	\$36,126.97	(PY10): BAC # 8
2010	Neighborhood Street	10969	O	\$50,000.00	\$0.00	\$0.00	\$50,000.00	0
2010	Neighborhood Enhancement	10970	O	\$34,736.51	\$34,736.51	\$34,736.51	\$0.00	(PY10): 2010 - Expenditures for the
2010	Fair Housing Enforcement	10971	O	\$497,199.00	\$493,791.61	\$493,791.61	\$3,407.39	0
2010	Consolidated Plan Oversight,	10972	O	\$735,739.00	\$582,465.81	\$582,465.81	\$153,273.19	0
2010	Grant Compliance	10973	O	\$681,618.00	\$595,826.26	\$595,826.26	\$85,791.74	0
2010	Housing/Community Services	10974	O	\$786,865.00	\$686,200.07	\$686,200.07	\$100,664.93	0
2010	Housing/Community Services	10975	O	\$838,183.00	\$806,884.72	\$806,884.72	\$31,298.28	0
2010	Relocation Mangement	10976	O	\$56,241.00	\$56,240.94	\$56,240.94	\$0.06	0
2010	Economic Development Program	10977	O	\$283,986.00	\$151,393.87	\$151,393.87	\$132,592.13	0
2010	Park and Recreation Program	10978	O	\$70,698.00	\$68,117.19	\$68,117.19	\$2,580.81	0

Year	Project Name	Activity #	Status	Funded	Draw Thru Amount	Draw In Amount	Balance	Accomplishment Narrative
2010	Reconstruction/SHARE	9267	C	\$1,102,661.00	\$1,102,661.00	\$87,579.60	\$0.00	(PY06): NO EXPENDITURES
2010	CDBG- Summer Youth Program-	11098	O	\$22,334.00	\$0.00	\$0.00	\$22,334.00	(PY10): Academic enrichment
2011	Mortgage Assistance Program	11182	O	\$25,000.00	\$25,000.00	\$25,000.00	\$0.00	0

\$242,001,004.27      \$230,905,617.50      \$25,604,830.95      \$11,095,386.77

**FY 2010-11  
SUPPLEMENTAL REPORT**

*This page intentionally left blank.*

City of Dallas  
Program Year 2010

Supplemental Report to the FY 2010 CAPER: Single Projects With Multiple Activities

<b>PGM Year:</b>	2009	<b>Current IDIS Project Title:</b>	0026-Housing Services Program	<b>Current IDIS Activity Number:</b>	10381
<b>Current IDIS Activity Title:</b>		Housing Services Program			
<b>Matrix Code:</b>	General Homeownership Assistance (13)		<b>National Objective:</b>	LMH	
<b>Objective Category:</b>	Provided decent affordable housing		<b>Outcome Category:</b>	Availability/Accessibility	
<b>Funded Amount:</b>	\$100,000	<b>Drawn Thru Program Year:</b>	\$66,024.32	<b>Drawn in Program Year:</b>	\$20,000
<b>Proposed Accomplishment:</b>	Households (General): 100		<b>Total Population in Service Area:</b>	NA	
<b>Eligible Census Tracts:</b>	N/A		<b>Census Tract Percent Low /Mod:</b>	N/A	

<b>New Activity Title:</b>	Housing Services – Builders of Hope CDC
----------------------------	---

**New Activity Description:**

The activity provides grants to Builders of Hope CDC to support salary and direct delivery for HOME funded activities, including housing counseling, loan processing, and other eligible services to potential homebuyers participating or seeking to participate in HOME funded projects.

<b>Objective Category:</b>	Provide decent affordable housing	<b>Outcome Category:</b>	Availability/Accessibility		
<b>Location/Target Area(s):</b>	<b>Address</b>	<b>ZIP</b>	<b>Phone</b>	<b>Contract Amount</b>	
Builders of Hope CDC	333 N. Stemmons Fwy.	75207	214-920-9850	\$20,000.00	

**Actual Accomplishment Narrative:**

Housing counseling, eligibility processing and follow-up was provided to potential homebuyers for Prairie Creek Project, Topletz Project and West Dallas Scattered Sites Project.

City of Dallas  
Program Year 2010

Supplemental Report to the FY 2010 CAPER: Single Projects With Multiple Activities

Number Assisted:	Owner		Renter		Total		Person	
	Total	Hispanic	Total	Hispanic	Total	Hispanic	Total	Hispanic
White:	30	25					30	25
Black/African American:	80						80	
American Indian/Alaskan Native:								
Native Hawaiian/Other Pacific Islander:								
American Indian/Alaskan Native & White:								
Asian White:								
Black/African American/White:								
American Indian/Alaskan Native & Black/African American:								
Other multi-racial:								
Asian/Pacific Islander:								
Hispanic:								
<b>Total:</b>	<b>110</b>	<b>25</b>					<b>110</b>	<b>25</b>

<b>Female-headed Households:</b>	<b>37</b>						<b>37</b>	
----------------------------------	-----------	--	--	--	--	--	-----------	--

Income Category:	Owner	Renter	Total	Persons
Extremely Low	25		25	25
Low Mod	25		25	25
Moderate	60		60	60
Non Low Moderate				
<b>Total:</b>	<b>110</b>		<b>110</b>	<b>110</b>
<b>Percent Low/Mod:</b>	<b>100%</b>			<b>100%</b>

Accomplishment Reported for Eligible Census:

Objective Number	Project ID
DH-1	0026
HUD Matrix Code	CDBG Citation
14H	570.201(k)
Type of Recipient	National Objective
Homebuyers	570.208(3)(c)(iii)LMH
Start Date	Completion Date
01/01/10	12/31/10
Accomplishment Type	Proposed Annual Units
People	N/A
Local ID	Units Upon Completion
N/A	
Total Population in Service Area	Census tract Percent Low/Mod
N/A	N/A

Funding Information/ Accomplishments		
CDBG Funded Amount	\$	20,000
Amount Drawn in Program Year	\$	20,000
Eligible Census Tracts		N/A
Actual Accomplishments		110

City of Dallas  
Program Year 2010

Supplemental Report to the FY 2010 CAPER: Single Projects With Multiple Activities

<b>PGM Year:</b>	2009	<b>Current IDIS Project Title:</b>	0026-Housing Services Program	<b>Current IDIS Activity Number:</b>	10381
<b>Current IDIS Activity Title:</b>	Housing Services Program				
<b>Matrix Code:</b>	General Homeownership Assistance (13)		<b>National Objective:</b>	LMH	
<b>Objective Category:</b>	Provided decent affordable housing		<b>Outcome Category:</b>	Availability/Accessibility	
<b>Funded Amount:</b>	\$100,000	<b>Drawn Thru Program Year:</b>	\$66,024.32	<b>Drawn in Program Year::</b>	63,278.95
<b>Proposed Accomplishment:</b>	Households (General): 100		<b>Total Population in Service Area:</b>	NA	
<b>Eligible Census Tracts:</b>	N/A		<b>Census Tract Percent Low /Mod:</b>	N/A	

<b>New Activity Title:</b>	Housing Services – South Dallas Fair Park/ICDC
----------------------------	--

**New Activity Description:**

The activity provides grants to Vecinos Unidos CDC to support salary and direct delivery for HOME funded activities, including housing counseling, loan processing, and other eligible services to potential homebuyers participating or seeking to participate in HOME funded projects.

<b>Objective Category:</b>	Provide decent affordable housing	<b>Outcome Category:</b>	Availability/Accessibility		
<b>Location/Target Area(s):</b>	<b>Address</b>	<b>ZIP</b>	<b>Phone</b>	<b>Contract Amount</b>	
ICDC	4907 Spring	75210	214-915-9900	\$20,000.00	

**Actual Accomplishment Narrative:**

Housing counseling, eligibility processing and follow-up was provided to potential homebuyers for purchase of lots in Pittman Project.

City of Dallas  
Program Year 2010

Supplemental Report to the FY 2010 CAPER: Single Projects With Multiple Activities

Number Assisted:	Owner		Renter		Total		Person	
	Total	Hispanic	Total	Hispanic	Total	Hispanic	Total	Hispanic
White:	23	20					23	20
Black/African American:	96	0					96	0
American Indian/Alaskan Native:								
Native Hawaiian/Other Pacific Islander:								
American Indian/Alaskan Native & White:								
Asian White:								
Black/African American/White:								
American Indian/Alaskan Native & Black/African American:								
Other multi-racial:								
Asian/Pacific Islander:								
Hispanic:								
<b>Total:</b>	<b>119</b>	<b>20</b>					<b>119</b>	<b>20</b>

<b>Female-headed Households:</b>	5						5	0
----------------------------------	---	--	--	--	--	--	---	---

Income Category:	Owner	Renter	Total	Persons
Extremely Low	35			35
Low Mod	45			45
Moderate	39			39
Non Low Moderate				
<b>Total:</b>	119			119
<b>Percent Low/Mod:</b>	<b>100%</b>			<b>100%</b>

**Accomplishment Reported for Eligible Census:**

Objective Number	Project ID
DH-1	0025
HUD Matrix Code	CDBG Citation
14H	570.201(k)
Type of Recipient	National Objective
Homebuyers	570.208(3)(c)(iii)LMH
Start Date	Completion Date
01/01/10	12/31/10
Accomplishment Type	Proposed Annual Units
People	
Local ID	Units Upon Completion
N/A	
Total Population in Service Area	Census tract Percent Low/Mod
N/A	N/A

Funding Information/ Accomplishments		
CDBG Funded Amount	\$	20,000
Amount Drawn in Program Year	\$	20,000
Eligible Census Tracts		
Actual Accomplishments		119



City of Dallas  
Program Year 2010

Supplemental Report to the FY 2010 CAPER: Single Projects With Multiple Activities

<b>PGM Year:</b>	2009	<b>Current IDIS Project Title:</b>	0026-Housing Services Program	<b>Current IDIS Activity Number:</b>	10381
<b>Current IDIS Activity Title:</b>	Housing Services Program				
<b>Matrix Code:</b>	General Homeownership Assistance (13)	<b>National Objective:</b>	LMH		
<b>Objective Category:</b>	Provided decent affordable housing	<b>Outcome Category:</b>	Availability/Accessibility		
<b>Funded Amount:</b>	\$100,000	<b>Drawn Thru Program Year:</b>	\$66,024.32	<b>Drawn in Program Year::</b>	\$63,278.95
<b>Proposed Accomplishment:</b>	Households (General): 100	<b>Total Population in Service Area:</b>	NA		
<b>Eligible Census Tracts:</b>	N/A	<b>Census Tract Percent Low /Mod:</b>	N/A		

**New Activity Title:** Housing Services – Central Dallas CDC

**New Activity Description:**

The activity provides grants to Central Dallas CDC to support salary and direct delivery for HOME funded activities, including housing counseling, loan processing, and other eligible services to potential homebuyers participating or seeking to participate in HOME funded projects.

<b>Objective Category:</b>	Provide decent affordable housing	<b>Outcome Category:</b>	Availability/Accessibility		
<b>Location/Target Area(s):</b>	<b>Address</b>	<b>ZIP</b>	<b>Phone</b>	<b>Contract Amount</b>	
Central Dallas CDC	511 N. Akard	75201	214-573-2570	\$3,574.00	

**Actual Accomplishment Narrative:**

Housing counseling, eligibility processing and follow-up was provided to renters for 511 N. Akard.

City of Dallas  
Program Year 2010

Supplemental Report to the FY 2010 CAPER: Single Projects With Multiple Activities

Number Assisted:	Owner		Renter		Total		Person	
	Total	Hispanic	Total	Hispanic	Total	Hispanic	Total	Hispanic
White:			34	34			34	34
Black/African American:			80	0			80	0
American Indian/Alaskan Native:								
Native Hawaiian/Other Pacific Islander:								
American Indian/Alaskan Native & White:								
Asian White:								
Black/African American/White:								
American Indian/Alaskan Native & Black/African American:								
Other multi-racial:								
Asian/Pacific Islander:								
Hispanic:								
<b>Total:</b>			114	34			114	34

<b>Female-headed Households:</b>			12	0			12	0
----------------------------------	--	--	----	---	--	--	----	---

<i>Income Category:</i>	Owner	Renter	Total	Persons
Extremely Low		7		7
Low Mod		45		45
Moderate		62		62
Non Low Moderate				
<b>Total:</b>		114		114
<b>Percent Low/Mod:</b>		100%		100%

**Accomplishment Reported for Eligible Census:**

Objective Number	Project ID
DH-1	0026
HUD Matrix Code	CDBG Citation
14H	570.201(k)
Type of Recipient	National Objective
Renter	570.208(3)(c)(iii)LMH
Start Date	Completion Date
January 1, 2010	December 31, 2010
Accomplishment Type	Proposed Annual Units
People	N/A
Local ID	Units Upon Completion
N/A	
Total Population in Service Area	Census tract Percent Low/Mod
N/A	N/A

Funding Information/ Accomplishments		
<b>CDBG Funded Amount</b>	\$	3,574
<b>Amount Drawn in Program Year</b>	\$	3,574
Eligible Census Tracts		
<b>Actual Accomplishments</b>		114

City of Dallas  
Program Year 2010

Supplemental Report to the FY 2010 CAPER: Single Projects With Multiple Activities

<b>PGM Year:</b>	2009	<b>Current IDIS Project Title:</b>	0026-Housing Services Program	<b>Current IDIS Activity Number:</b>	10381
<b>Current IDIS Activity Title:</b>		Housing Services Program			
<b>Matrix Code:</b>	General Homeownership Assistance (13)		<b>National Objective:</b>	LMH	
<b>Objective Category:</b>	Provided decent affordable housing		<b>Outcome Category:</b>	Availability/Accessibility	
<b>Funded Amount:</b>	\$100,000	<b>Drawn Thru Program Year:</b>	\$66,024.32	<b>Drawn in Program Year:</b>	\$63,278.95
<b>Proposed Accomplishment:</b>	Households (General): 100		<b>Total Population in Service Area:</b>	NA	
<b>Eligible Census Tracts:</b>	N/A		<b>Census Tract Percent Low /Mod:</b>	N/A	

**New Activity Title:** Housing Services – Southfair CDC

**New Activity Description:**

The activity provides grants to Southfair CDC to support salary and direct delivery for HOME funded activities, including housing counseling, loan processing, and other eligible services to potential homebuyers participating or seeking to participate in HOME funded projects.

<b>Objective Category:</b>	Provide decent affordable housing	<b>Outcome Category:</b>	Availability/Accessibility		
<b>Location/Target Area(s):</b>	<b>Address</b>	<b>ZIP</b>	<b>Phone</b>	<b>Contract Amount</b>	
Southfair CDC	2610 MLK Blvd	75215	214-421-1363	\$16,000.00	

**Actual Accomplishment Narrative:**

Housing counseling, eligibility processing and follow-up was provided to homebuyers and renters for the Fair Park Estates Project.

City of Dallas  
Program Year 2010

Supplemental Report to the FY 2010 CAPER: Single Projects With Multiple Activities

Number Assisted:	Owner		Renter		Total		Person	
	Total	Hispanic	Total	Hispanic	Total	Hispanic	Total	Hispanic
White:	5	5	5	5			10	10
Black/African American:	27		28				55	0
American Indian/Alaskan Native:								
Native Hawaiian/Other Pacific Islander:								
American Indian/Alaskan Native & White:								
Asian White:								
Black/African American/White:								
American Indian/Alaskan Native & Black/African American:								
Other multi-racial:								
Asian/Pacific Islander:								
Hispanic:								
<b>Total:</b>	<b>32</b>	<b>5</b>	<b>33</b>	<b>5</b>			<b>65</b>	<b>10</b>

<b>Female-headed Households:</b>	15							
----------------------------------	----	--	--	--	--	--	--	--

<b>Income Category:</b>	<b>Owner</b>	<b>Renter</b>	<b>Total</b>	<b>Persons</b>
Extremely Low		25		25
Low Mod	7	8		15
Moderate	25			25
Non Low Moderate				
<b>Total:</b>	<b>32</b>	<b>33</b>		<b>65</b>
<b>Percent Low/Mod:</b>	<b>100%</b>	<b>100%</b>		<b>100%</b>

Accomplishment Reported for Eligible Census: N/A

<b>Objective Number</b>	<b>Project ID</b>
DH-1	0026
<b>HUD Matrix Code</b>	<b>CDBG Citation</b>
14H	570.201(k)
<b>Type of Recipient</b>	<b>National Objective</b>
Homebuyers/Renters	570.208(3)(c)(iii)LMH
<b>Start Date</b>	<b>Completion Date</b>
01/01/10	12/31/10
<b>Accomplishment Type</b>	<b>Proposed Annual Units</b>
People	
<b>Local ID</b>	<b>Units Upon Completion</b>
N/A	
<b>Total Population in Service Area</b>	<b>Census tract Percent Low/Mod</b>

<b>Funding Information/ Accomplishments</b>		
<b>CDBG Funded Amount</b>	\$	16,000
<b>Amount Drawn in Program Year</b>	\$	14,705
<b>Eligible Census Tracts</b>		
<b>Actual Accomplishments</b>		65

City of Dallas  
Program Year 2010

Supplemental Report to the FY 2010 CAPER: Single Projects With Multiple Activities

<b>PGM Year:</b>	2009	<b>Current IDIS Project Title:</b>	0027-Housing Residential Development Acquisition Loan Program	<b>Current IDIS Activity Number:</b>	10514
<b>Current IDIS Activity Title:</b>		Residential Development Acquisition Loan Program			
<b>Matrix Code:</b>	Acquisition of Real Property (01)		<b>National Objective:</b>	LMH	
<b>Objective Category:</b>	Provided decent affordable housing		<b>Outcome Category:</b>	Availability/Accessibility	
<b>Funded Amount:</b>	\$960,000	<b>Drawn Thru Program Year:</b>	\$701,231.40	<b>Drawn in Program Year:</b>	\$701,231.40
<b>Proposed Accomplishment:</b>	Housing Units: 35		<b>Total Population in Service Area:</b>	NA	
<b>Eligible Census Tracts:</b>	N/A		<b>Census Tract Percent Low /Mod:</b>	N/A	

<b>New Activity Title:</b>	RDALP- Dallas City Homes
----------------------------	--------------------------

**New Activity Description:**

The activity provides loans and grants to nonprofit housing developers for acquisition, relocation, and demolition to support affordable housing development for low income households at 80% or below AMFI.

<b>Objective Category:</b>	Provide decent affordable housing	<b>Outcome Category:</b>	Availability/Accessibility		
<b>Location/Target Area(s):</b>	<b>Address</b>	<b>ZIP</b>	<b>Phone</b>	<b>Contract Amount</b>	
Dallas City Homes	729 N. Bishop Ave.	75208	214-734-1670	\$5,800.40	

**Actual Accomplishment Narrative:**

Funds provided to obtain appraisals and title commitments for the Catawba and Asher Point projects. Attempted to rework the project with Dallas City Homes to develop two (2) multifamily complexes for rent to low-income families.

City of Dallas  
Program Year 2010

Supplemental Report to the FY 2010 CAPER: Single Projects With Multiple Activities

Number Assisted:	Owner		Renter		Total		Person	
	Total	Hispanic	Total	Hispanic	Total	Hispanic	Total	Hispanic
White:								
Black/African American:								
American Indian/Alaskan Native:								
Native Hawaiian/Other Pacific Islander:								
American Indian/Alaskan Native & White:								
Asian White:								
Black/African American/White:								
American Indian/Alaskan Native & Black/African American:								
Other multi-racial:								
Asian/Pacific Islander:								
Hispanic:								
<b>Total:</b>								

<b>Female-headed Households:</b>								
----------------------------------	--	--	--	--	--	--	--	--

Income Category:	Owner	Renter	Total	Persons
Extremely Low				
Low Mod				
Moderate				
Non Low Moderate				
<b>Total:</b>				
<b>Percent Low/Mod:</b>				

**Accomplishment Reported for Eligible Census:**

Objective Number	Project ID
DH-1	0027
HUD Matrix Code	CDBG Citation
01	570.201(a)
Type of Recipient	National Objective
Renters	570.2089(a)(3)LMH
Start Date	Completion Date
5/13/2006	4/30/2011
Accomplishment Type	Proposed Annual Units
Housing Units	18
Local ID	Units Upon Completion
N/A	
Total Population in Service Area	Census tract Percent Low/Mod
N/A	N/A

Funding Information/ Accomplishments		
<b>CDBG Funded Amount</b>	\$	\$5,800.40
<b>Amount Drawn in Program Year</b>	\$	\$5,800.40
<b>Eligible Census Tracts</b>		
<b>Actual Accomplishments</b>		

City of Dallas  
Program Year 2010

Supplemental Report to the FY 2010 CAPER: Single Projects With Multiple Activities

<b>PGM Year:</b>	2009	<b>Current IDIS Project Title:</b>	0027-Housing Residential Development Acquisition Loan Program	<b>Current IDIS Activity Number:</b>	10514
<b>Current IDIS Activity Title:</b>		Residential Development Acquisition Loan Program			
<b>Matrix Code:</b>	Acquisition of Real Property (01)		<b>National Objective:</b>	LMH	
<b>Objective Category:</b>	Provided decent affordable housing		<b>Outcome Category:</b>	Availability/Accessibility	
<b>Funded Amount:</b>	\$960,000	<b>Drawn Thru Program Year:</b>	\$701,231.40	<b>Drawn in Program Year:</b>	\$701,231.40
<b>Proposed Accomplishment:</b>	Housing Units: 35		<b>Total Population in Service Area:</b>	NA	
<b>Eligible Census Tracts:</b>	N/A		<b>Census Tract Percent Low /Mod:</b>	N/A	

<b>New Activity Title:</b>	RDALP- Ecological Community Builders
----------------------------	--------------------------------------

**New Activity Description:**

The activity provides loans and grants to nonprofit housing developers for acquisition, relocation, and demolition to support affordable housing development for low income households at 80% or below AMFI.

<b>Objective Category:</b>	Provide decent affordable housing	<b>Outcome Category:</b>	Availability/Accessibility		
<b>Location/Target Area(s):</b>	<b>Address</b>	<b>ZIP</b>	<b>Phone</b>	<b>Contract Amount</b>	
Ecological Community Builders	1607 Lyte Street, Suite 100F	75207	919-830-5708 ext. 118	\$695,431	

**Actual Accomplishment Narrative:**

Provided funding for the Acquisition, Demolition and Development of a (64) unit Multi-Family Housing, Project is under construction and therefore no accomplishment to report at this time

City of Dallas  
Program Year 2010

Supplemental Report to the FY 2010 CAPER: Single Projects With Multiple Activities

Number Assisted:	Owner		Renter		Total		Person	
	Total	Hispanic	Total	Hispanic	Total	Hispanic	Total	Hispanic
White:								
Black/African American:								
American Indian/Alaskan Native:								
Native Hawaiian/Other Pacific Islander:								
American Indian/Alaskan Native & White:								
Asian White:								
Black/African American/White:								
American Indian/Alaskan Native & Black/African American:								
Other multi-racial:								
Asian/Pacific Islander:								
Hispanic:								
<b>Total:</b>								

<b>Female-headed Households:</b>								
----------------------------------	--	--	--	--	--	--	--	--

<i>Income Category:</i>	Owner	Renter	Total	Persons
Extremely Low				
Low Mod				
Moderate				
Non Low Moderate				
<b>Total:</b>				
<b>Percent Low/Mod:</b>				

**Accomplishment Reported for Eligible Census:**

Objective Number	Project ID
DH-1	0027
HUD Matrix Code	CDBG Citation
01	570.201(a)
Type of Recipient	National Objective
Renters	570.2089(a)(3)LMH
Start Date	Completion Date
5/13/2011	4/30/2014
Accomplishment Type	Proposed Annual Units
Housing Units	64
Local ID	Units Upon Completion
N/A	
Total Population in Service Area	Census tract Percent Low/Mod
N/A	N/A

Funding Information/ Accomplishments		
<b>CDBG Funded Amount</b>	\$	\$695,431
<b>Amount Drawn in Program Year</b>	\$	\$695,431
<b>Eligible Census Tracts</b>		N/A
<b>Actual Accomplishments</b>		



City of Dallas  
Program Year 2010

Supplemental Report to the FY 2010 CAPER: Single Projects With Multiple Activities

<b>PGM Year:</b>	2009	<b>Current IDIS Project Title:</b>	0028-Community Based Development Organization (CBDO)	<b>Current IDIS Activity Number:</b>	10532
<b>Current IDIS Activity Title:</b>		Community Based Development Organization (CBDO)			
<b>Matrix Code:</b>	Construction of Housing (12)		<b>National Objective:</b>	LMH	
<b>Objective Category:</b>	Provided decent affordable housing		<b>Outcome Category:</b>	Availability/Accessibility	
<b>Funded Amount:</b>	\$700,000	<b>Drawn Thru Program Year:</b>	\$292,079.35	<b>Drawn in Program Year:</b>	\$155,974.90
<b>Proposed Accomplishment:</b>	Housing Units: 10		<b>Total Population in Service Area:</b>	NA	
<b>Eligible Census Tracts:</b>	N/A		<b>Census Tract Percent Low /Mod:</b>	N/A	

<b>New Activity Title:</b>	CBDO- East Dallas Community Builder
----------------------------	-------------------------------------

**New Activity Description:**

The activity provides loans and grants to certified CBDOs for construction of new housing in targeted neighborhood revitalization areas (i.e. NIP) for low income households at 80 or below AMFI.

<b>Objective Category:</b>	Provide decent affordable housing	<b>Outcome Category:</b>	Availability/Accessibility		
<b>Location/Target Area(s):</b>	<b>Address</b>	<b>ZIP</b>	<b>Phone</b>	<b>Contract Amount</b>	
East Dallas Community Builders	4210 Junis St.	75246	214-515-9779	\$200,000.00	

**Actual Accomplishment Narrative:**

Constructed two (2) of the four (4) Single Family Units

City of Dallas  
Program Year 2010

Supplemental Report to the FY 2010 CAPER: Single Projects With Multiple Activities

Number Assisted:	Owner		Renter		Total		Person	
	Total	Hispanic	Total	Hispanic	Total	Hispanic	Total	Hispanic
White:	1	1					1	1
Black/African American:	1						1	0
American Indian/Alaskan Native:								
Native Hawaiian/Other Pacific Islander:								
American Indian/Alaskan Native & White:								
Asian White:								
Black/African American/White:								
American Indian/Alaskan Native & Black/African American:								
Other multi-racial:								
Asian/Pacific Islander:								
Hispanic:								
<b>Total:</b>	<b>2</b>	<b>1</b>					<b>2</b>	<b>1</b>

<b>Female-headed Households:</b>	1						1	
----------------------------------	---	--	--	--	--	--	---	--

Income Category:	Owner	Renter	Total	Persons
Extremely Low				
Low Mod				
Moderate	2			2
Non Low Moderate				
<b>Total:</b>	<b>2</b>			<b>2</b>
<b>Percent Low/Mod:</b>	<b>100%</b>			<b>100%</b>

**Accomplishment Reported for Eligible Census:**

Objective Number	Project ID
DH-1	0028
HUD Matrix Code	CDBG Citation
12	570.201(m)
Type of Recipient	National Objective
Homebuyers	570.2089(a)(3)LMH
Start Date	Completion Date
07/20/2010	7/15/2012
Accomplishment Type	Proposed Annual Units
Housing Units	4
Local ID	Units Upon Completion
N/A	
Total Population in Service Area	Census tract Percent Low/Mod
N/A	N/A

Funding Information/ Accomplishments		
CDBG Funded Amount	\$	\$200,000
Amount Drawn in Program Year	\$	\$155,974
Eligible Census Tracts		
Actual Accomplishments		2

City of Dallas  
Program Year 2010

Supplemental Report to the FY 2010 CAPER: Single Projects With Multiple Activities

<b>PGM Year:</b>	2009	<b>Current IDIS Project Title:</b>	0136 – Bexar Street Mixed-Use Project	<b>Current IDIS Activity Number:</b>	10721
<b>Current IDIS Activity Title:</b>	Bexar Street Mixed-Use Project				
<b>Matrix Code:</b>	Commercial/Industrial Building Acquisition, Construction, Rehabilitation (17C)			<b>National Objective:</b>	LMA
<b>Objective Category:</b>	Provide Economic Opportunities		<b>Outcome Category:</b>	Availability/Accessibility	
<b>Funded Amount:</b>	\$475,800	<b>Drawn Thru Program Year:</b>	\$257,580	<b>Drawn in Program Year:</b>	\$91,133.13
<b>Proposed Accomplishment:</b>	Businesses: 2		<b>Total Population in Service Area:</b>	2,983	
<b>Eligible Census Tracts:</b>	39.02, 39.01		<b>Census Tract Percent Low /Mod:</b>	72.10%	

<b>New Activity Title:</b>	Bexar Street Mixed-Use Project
----------------------------	--------------------------------

**New Activity Description:** Provide funding for the construction of the space of 2 mixed-used building in the Bexar Street Corridor.

<b>Objective Category:</b>	Provide decent affordable housing	<b>Outcome Category:</b>	Availability/Accessibility		
<b>Location/Target Area(s):</b>	<b>Address</b>	<b>ZIP</b>	<b>Phone</b>	<b>Contract Amount</b>	
	Kaminski Holding, Inc.	P.O. Box 1764, Addison, TX	75001	214/325-7000	\$250,000

**Actual Accomplishment Narrative:**

Constructed 4 retail/commercial spaces for lease to neighborhood serving businesses. Three of the spaces have leases under review.

City of Dallas  
Program Year 2010

Supplemental Report to the FY 2010 CAPER: Single Projects With Multiple Activities

Number Assisted:	Owner		Renter		Total		Person	
	Total	Hispanic	Total	Hispanic	Total	Hispanic	Total	Hispanic
White:								
Black/African American:								
American Indian/Alaskan Native:								
Native Hawaiian/Other Pacific Islander:								
American Indian/Alaskan Native & White:								
Asian White:								
Black/African American/White:								
American Indian/Alaskan Native & Black/African American:								
Other multi-racial:								
Asian/Pacific Islander:								
Hispanic:								
<b>Total:</b>								

<b>Female-headed Households:</b>								
----------------------------------	--	--	--	--	--	--	--	--

<b>Income Category:</b>	Owner	Renter	Total	Persons
Extremely Low				
Low Mod				
Moderate				
Non Low Moderate				
<b>Total:</b>				
<b>Percent Low/Mod:</b>				

**Accomplishment Reported for Eligible Census:**

<b>Objective Number</b>	<b>Project ID</b>
DH-1	0136
<b>HUD Matrix Code</b>	<b>CDBG Citation</b>
17C	570.203(a)
<b>Type of Recipient</b>	<b>National Objective</b>
Business	570.208(a)(1)LMA
<b>Start Date</b>	<b>Completion Date</b>
10/1/2010	9/30/2011
<b>Accomplishment Type</b>	<b>Proposed Annual Units</b>
Housing Units	
<b>Local ID</b>	<b>Units Upon Completion</b>
N/A	
<b>Total Population in Service Area</b>	<b>Census tract Percent Low/Mod</b>
2,983	72.10%

<b>Funding Information/ Accomplishments</b>		
<b>CDBG Funded Amount</b>	\$	
<b>Amount Drawn in Program Year</b>	\$	91,133.13
<b>Eligible Census Tracts</b>		39.01,39.02
<b>Actual Accomplishments</b>		

City of Dallas  
Program Year 2010

Supplemental Report to the FY 2010 CAPER: Single Projects With Multiple Activities

<b>PGM Year:</b>	2010	<b>Current IDIS Project Title:</b>	0040-Community Prosecutor Program (CCS)	<b>Current IDIS Activity Number:</b>	10967
<b>Current IDIS Activity Title:</b>		Community Prosecution Program (CCS)			
<b>Matrix Code:</b>	Code Enforcement (15)		<b>National Objective:</b>	LMA	
<b>Objective Category:</b>	Create suitable living environment		<b>Outcome Category:</b>	Sustainability	
<b>Funded Amount:</b>	\$283,971	<b>Drawn Thru Program Year:</b>	\$252,905.83	<b>Drawn in Program Year:</b>	\$252,905.83
<b>Proposed Accomplishment:</b>	People		<b>Total Population in Service Area:</b>	NA	
<b>Eligible Census Tracts:</b>	25; 27.01; 27.02; 29.00; 35.00; 37.00; 38.00; 39.02; 40.00; 20.00; 42.01; 47.00; 48.00; 50.00;51.00; 4.01; 4.03; 4.04; 4.05; 5; 8.00; 9.00; 13.02; 15.02;15.03; 16.00; 22.00; 24.00; 90.00; 91.01; 91.04; 92.01; 92.02; 93.01; 115; 117.01; 118.00; and 119.00		<b>Census Tract Percent Low /Mod:</b>	72.80%	

<b>New Activity Title:</b>	Community Prosecution Program- North Oak Cliff
----------------------------	--

**New Activity Description:**

The activity provides enhanced code enforcement within designated CDBG eligible census tracts in North Oak Cliff neighborhoods. Code enforcement Officers assigned to these designated areas provide services that augment the level of existing services provided by general Code Compliance services focusing on complex projects that include properties with a history of ongoing code violations.

<b>Objective Category:</b>	Create suitable living environment	<b>Outcome Category:</b>	Sustainability		
<b>Location/Target Area(s):</b>	<b>Address</b>	<b>ZIP</b>	<b>Phone</b>	<b>Funded Amount</b>	
	3112 Canton St. 1 <sup>st</sup> Floor	75226	214-671-9188	\$283,971	

**Actual Accomplishment Narrative:**

Worked closely with Councilperson Jasso in identifying violators of recently passed Planned Development ordinances. Auto service sweep identified locations with incorrect Certificates of Occupancies that were referred to the Board of Adjustments for remedy. Three (3) Citations were issued for non compliance in reference to auto sweep and violations. Demolition hearing for 600 Elisabeth produced order from Judge Landers to demolish supposed historical site (for lack of repair). Over 385 inspections conducted.

City of Dallas  
Program Year 2010

Supplemental Report to the FY 2010 CAPER: Single Projects With Multiple Activities

Number Assisted:	Owner		Renter		Total		Person	
	Total	Hispanic	Total	Hispanic	Total	Hispanic	Total	Hispanic
White:								
Black/African American:								
American Indian/Alaskan Native:								
Native Hawaiian/Other Pacific Islander:								
American Indian/Alaskan Native & White:								
Asian White:								
Black/African American/White:								
American Indian/Alaskan Native & Black/African American:								
Other multi-racial:								
Asian/Pacific Islander:								
Hispanic:								
<b>Total:</b>								

<b>Female-headed Households:</b>								
----------------------------------	--	--	--	--	--	--	--	--

Income Category:	Owner	Renter	Total	Persons
Extremely Low				
Low Mod				
Moderate				
Non Low Moderate				
<b>Total:</b>				
<b>Percent Low/Mod:</b>				

**Accomplishment Reported for Eligible Census:**

<b>Objective Number</b>	<b>Project ID</b>
SL-3	0040
<b>HUD Matrix Code</b>	<b>CDBG Citation</b>
15	570.202(c)
<b>Type of Recipient</b>	<b>National Objective</b>
Local Government	570.208(a)(1) LMA
<b>Start Date</b>	<b>Completion Date</b>
October 1, 2011	September 30, 2011
<b>Accomplishment Type</b>	<b>Proposed Annual Units</b>
People	
<b>Local ID</b>	<b>Units Upon Completion</b>
N/A	
<b>Total Population in Service Area</b>	<b>Census tract Percent Low/Mod</b>
28,409	75.10%

Funding Information/ Accomplishments		
<b>CDBG Funded Amount</b>	\$	
<b>Amount Drawn in Program Year</b>	\$	41,633.39
<b>Eligible Census Tracts</b>		
29.00; 35.00; 37.00; 38.00; 39.02; and 40.00		
<b>Actual Accomplishments</b>		

City of Dallas  
Program Year 2010

Supplemental Report to the FY 2010 CAPER: Single Projects With Multiple Activities

<b>PGM Year:</b>	2010	<b>Current IDIS Project Title:</b>	0040-Community Prosecutor Program (CCS)	<b>Current IDIS Activity Number:</b>	10967
<b>Current IDIS Activity Title:</b>		Community Prosecution Program (CCS)			
<b>Matrix Code:</b>	Code Enforcement (15)		<b>National Objective:</b>	LMA	
<b>Objective Category:</b>	Create suitable living environment		<b>Outcome Category:</b>	Sustainability	
<b>Funded Amount:</b>	\$283,971	<b>Drawn Thru Program Year:</b>	\$252,905.83	<b>Drawn in Program Year:</b>	\$252,905.83
<b>Proposed Accomplishment:</b>	People		<b>Total Population in Service Area:</b>	NA	
<b>Eligible Census Tracts:</b>	25.00; 27.01; 27.02; 29.00; 35.00; 37.00; 38.00; 39.02; 40.00; 20.00; 42.01; 47.00; 48.00; 50.00;51.00; 4.01; 4.03; 4.04; 4.05; 5; 8.00; 9.00; 13.02; 15.02;15.03; 16.00; 22.00; 24.00; 90.00; 91.01; 91.04; 92.01; 92.02; 93.01; 115.00; 117.01; 118.00; and 119.00		<b>Census Tract Percent Low /Mod:</b>	72.80%	

<b>New Activity Title:</b>	Community Prosecution Program- Oak Lawn
----------------------------	---

**New Activity Description:**

The activity provides enhanced code enforcement within designated CDBG eligible census tracts in the Oak Lawn neighborhoods. Code enforcement Officers assigned to these designated areas provide services that augment the level of existing services provided by general Code Compliance services focusing on complex projects that include properties with a history of ongoing code violations.

<b>Objective Category:</b>	Create suitable living environment	<b>Outcome Category:</b>	Sustainability		
<b>Location/Target Area(s):</b>	<b>Address</b>	<b>ZIP</b>	<b>Phone</b>	<b>Funded Amount</b>	
	3112 Canton St. 1 <sup>st</sup> Floor	75226	214-671-9188	\$283,971	

**Actual Accomplishment Narrative:**

214 inspections, 24 voluntary compliance, 0 litigation cases, 3 repair agreements signed

City of Dallas  
Program Year 2010

Supplemental Report to the FY 2010 CAPER: Single Projects With Multiple Activities

Number Assisted:	Owner		Renter		Total		Person	
	Total	Hispanic	Total	Hispanic	Total	Hispanic	Total	Hispanic
White:								
Black/African American:								
American Indian/Alaskan Native:								
Native Hawaiian/Other Pacific Islander:								
American Indian/Alaskan Native & White:								
Asian White:								
Black/African American/White:								
American Indian/Alaskan Native & Black/African American:								
Other multi-racial:								
Asian/Pacific Islander:								
Hispanic:								
<b>Total:</b>								

<b>Female-headed Households:</b>								
----------------------------------	--	--	--	--	--	--	--	--

Income Category:	Owner	Renter	Total	Persons
Extremely Low				
Low Mod				
Moderate				
Non Low Moderate				
<b>Total:</b>				
<b>Percent Low/Mod:</b>				

**Accomplishment Reported for Eligible Census:**

214 inspections, 24 voluntary compliance, 0 litigation cases, 3 repair agreements signed.

<b>Objective Number</b>	<b>Project ID</b>
SL-3	0040
<b>HUD Matrix Code</b>	<b>CDBG Citation</b>
15	570.202(c)
<b>Type of Recipient</b>	<b>National Objective</b>
Local Government	570.208(a)(1) LMA
<b>Start Date</b>	<b>Completion Date</b>
October 1, 2011	September 30, 2011
<b>Accomplishment Type</b>	<b>Proposed Annual Units</b>
People	
<b>Local ID</b>	<b>Units Upon Completion</b>
N/A	
<b>Total Population in Service Area</b>	<b>Census tract Percent Low/Mod</b>
20,596	64.00%

Funding Information/ Accomplishments		
<b>CDBG Funded Amount</b>	\$	
<b>Amount Drawn in Program Year</b>	\$	\$23,145.67
<b>Eligible Census Tracts</b>		
4.01; 4.03; 4.04; 4.05; and 5		
<b>Actual Accomplishments</b>		



City of Dallas  
Program Year 2010

Supplemental Report to the FY 2010 CAPER: Single Projects With Multiple Activities

<b>PGM Year:</b>	2010	<b>Current IDIS Project Title:</b>	0040-Community Prosecutor Program (CCS)	<b>Current IDIS Activity Number:</b>	10967
<b>Current IDIS Activity Title:</b>		Community Prosecution Program (CCS)			
<b>Matrix Code:</b>	Code Enforcement (15)		<b>National Objective:</b>	LMA	
<b>Objective Category:</b>	Create suitable living environment		<b>Outcome Category:</b>	Sustainability	
<b>Funded Amount:</b>	\$283,971	<b>Drawn Thru Program Year:</b>	\$252,905.83	<b>Drawn in Program Year:</b>	\$252,905.83
<b>Proposed Accomplishment:</b>	People		<b>Total Population in Service Area:</b>	NA	
<b>Eligible Census Tracts:</b>	25.00; 27.01; 27.02; 29.00; 35.00; 37.00; 38.00; 39.02; 40.00; 20.00; 42.01; 47.00; 48.00; 50.00;51.00; 4.01; 4.03; 4.04; 4.05; 5; 8.00; 9.00; 13.02; 15.02;15.03; 16.00; 22.00; 24.00; 90.00; 91.01; 91.04; 92.01; 92.02; 93.01;101.01; 101.02; 115; 117.01; 118.00; and 119.00		<b>Census Tract Percent Low /Mod:</b>	72.80%	

<b>New Activity Title:</b>	Community Prosecution Program- Old East Dallas
----------------------------	--

**New Activity Description:**

The activity provides enhanced code enforcement within designated CDBG eligible census tracts in the Old east Dallas neighborhoods. Code enforcement Officers assigned to these designated areas provide services that augment the level of existing services provided by general Code Compliance services focusing on complex projects that include properties with a history of ongoing code violations.

<b>Objective Category:</b>	Create suitable living environment	<b>Outcome Category:</b>	Sustainability		
<b>Location/Target Area(s):</b>	<b>Address</b>	<b>ZIP</b>	<b>Phone</b>	<b>Funded Amount</b>	
	3112 Canton St. 1 <sup>st</sup> Floor	75226	214-671-9188	\$283,971	

**Actual Accomplishment Narrative:**

Conducted 291 Inspections, 4 litigation cases, 28 voluntary compliance, and 3 repair agreements signed.

City of Dallas  
Program Year 2010

Supplemental Report to the FY 2010 CAPER: Single Projects With Multiple Activities

Number Assisted:	Owner		Renter		Total		Person	
	Total	Hispanic	Total	Hispanic	Total	Hispanic	Total	Hispanic
White:								
Black/African American:								
American Indian/Alaskan Native:								
Native Hawaiian/Other Pacific Islander:								
American Indian/Alaskan Native & White:								
Asian White:								
Black/African American/White:								
American Indian/Alaskan Native & Black/African American:								
Other multi-racial:								
Asian/Pacific Islander:								
Hispanic:								
<b>Total:</b>								

<b>Female-headed Households:</b>								
----------------------------------	--	--	--	--	--	--	--	--

Income Category:	Owner	Renter	Total	Persons
Extremely Low				
Low Mod				
Moderate				
Non Low Moderate				
<b>Total:</b>				
<b>Percent Low/Mod:</b>				

**Accomplishment Reported for Eligible Census:**

<b>Objective Number</b>	<b>Project ID</b>
SL-3	0040
<b>HUD Matrix Code</b>	<b>CDBG Citation</b>
15	570.202(c)
<b>Type of Recipient</b>	<b>National Objective</b>
Local Government	570.208(a)(1) LMA
<b>Start Date</b>	<b>Completion Date</b>
October 1, 2011	September 30, 2011
<b>Accomplishment Type</b>	<b>Proposed Annual Units</b>
People	
<b>Local ID</b>	<b>Units Upon Completion</b>
N/A	
<b>Total Population in Service Area</b>	<b>Census tract Percent Low/Mod</b>
33,164	73.80%

Funding Information/ Accomplishments		
<b>CDBG Funded Amount</b>	\$	
<b>Amount Drawn in Program Year</b>	\$	\$31,477.14
<b>Eligible Census Tracts</b>		
8.00; 9.00; 13.02; 15.02; 15.03; 16.00; 22.00, and 24.00		
<b>Actual Accomplishments</b>		

City of Dallas  
Program Year 2010

Supplemental Report to the FY 2010 CAPER: Single Projects With Multiple Activities

<b>PGM Year:</b>	2010	<b>Current IDIS Project Title:</b>	0040-Community Prosecutor Program (CCS)	<b>Current IDIS Activity Number:</b>	10967
<b>Current IDIS Activity Title:</b>		Community Prosecution Program (CCS)			
<b>Matrix Code:</b>	Code Enforcement (15)		<b>National Objective:</b>	LMA	
<b>Objective Category:</b>	Create suitable living environment		<b>Outcome Category:</b>	Sustainability	
<b>Funded Amount:</b>	\$283,971	<b>Drawn Thru Program Year:</b>	\$252,905.83	<b>Drawn in Program Year:</b>	\$252,905.83
<b>Proposed Accomplishment:</b>		People	<b>Total Population in Service Area:</b>		NA
<b>Eligible Census Tracts:</b>	25.00; 27.01; 27.02; 29.00; 35.00; 37.00; 38.00; 39.02; 40.00; 20.00; 42.01; 47.00; 48.00; 50.00;51.00; 4.01; 4.03; 4.04; 4.05; 5; 8.00; 9.00; 13.02; 15.02;15.03; 16.00; 22.00; 24.00; 90.00; 91.01; 91.04; 92.01; 92.02; 93.01; 101.01; 101.02; 115; 117.01; 118.00; and 119.00		<b>Census Tract Percent Low /Mod:</b>	72.80%	

<b>New Activity Title:</b>	Community Prosecution Program- Pleasant Grove
----------------------------	---

**New Activity Description:**

The activity provides enhanced code enforcement within designated CDBG eligible census tracks in the Pleasant Grove neighborhoods. Code enforcement Officers assigned to these designated areas provide services that augment the level of existing services provided by general Code Compliance services focusing on complex projects that include properties with a history of ongoing code violations.

<b>Objective Category:</b>	Create suitable living environment	<b>Outcome Category:</b>	Sustainability		
<b>Location/Target Area(s):</b>	<b>Address</b>	<b>ZIP</b>	<b>Phone</b>	<b>Funded Amount</b>	
	3112 Canton St. 1 <sup>st</sup> Floor	75226	214-671-9188	\$283,971	

**Actual Accomplishment Narrative:**

Conducted 350 Inspections, 30 citations issued, 8 special projects, 12 Inter-departmental sweeps/initiatives, 3 cases referred for demolition, 14 voluntary compliance, 17 closed cases, 47 community meetings, 2 administrative hearings, 12 departmental meetings,.

City of Dallas  
Program Year 2010

Supplemental Report to the FY 2010 CAPER: Single Projects With Multiple Activities

Number Assisted:	Owner		Renter		Total		Person	
	Total	Hispanic	Total	Hispanic	Total	Hispanic	Total	Hispanic
White:								
Black/African American:								
American Indian/Alaskan Native:								
Native Hawaiian/Other Pacific Islander:								
American Indian/Alaskan Native & White:								
Asian White:								
Black/African American/White:								
American Indian/Alaskan Native & Black/African American:								
Other multi-racial:								
Asian/Pacific Islander:								
Hispanic:								
<b>Total:</b>								

<b>Female-headed Households:</b>								
----------------------------------	--	--	--	--	--	--	--	--

Income Category:	Owner	Renter	Total	Persons
Extremely Low				
Low Mod				
Moderate				
Non Low Moderate				
<b>Total:</b>				
<b>Percent Low/Mod:</b>				

**Accomplishment Reported for Eligible Census:**

<b>Objective Number</b>	<b>Project ID</b>
SL-3	0040
<b>HUD Matrix Code</b>	<b>CDBG Citation</b>
15	570.202(c)
<b>Type of Recipient</b>	<b>National Objective</b>
Local Government	570.208(a)(1) LMA
<b>Start Date</b>	<b>Completion Date</b>
October 1, 2011	September 30, 2011
<b>Accomplishment Type</b>	<b>Proposed Annual Units</b>
People	
<b>Local ID</b>	<b>Units Upon Completion</b>
N/A	
<b>Total Population in Service Area</b>	<b>Census tract Percent Low/Mod</b>
50,795	69.10%

Funding Information/ Accomplishments		
<b>CDBG Funded Amount</b>	\$	
<b>Amount Drawn in Program Year</b>	\$	\$50,699.38
<b>Eligible Census Tracts</b>		
90.00; 91.01; 91.04; 92.01; 92.02; 93.01; 117.01; 118.00; and 119.00.		
<b>Actual Accomplishments</b>		

City of Dallas  
Program Year 2010

Supplemental Report to the FY 2010 CAPER: Single Projects With Multiple Activities

<b>PGM Year:</b>	2010	<b>Current IDIS Project Title:</b>	0040-Community Prosecutor Program (CCS)	<b>Current IDIS Activity Number:</b>	10967
<b>Current IDIS Activity Title:</b>		Community Prosecution Program (CCS)			
<b>Matrix Code:</b>	Code Enforcement (15)		<b>National Objective:</b>	LMA	
<b>Objective Category:</b>	Create suitable living environment		<b>Outcome Category:</b>	Sustainability	
<b>Funded Amount:</b>	\$283,971	<b>Drawn Thru Program Year:</b>	\$252,905.83	<b>Drawn in Program Year:</b>	\$252,905.83
<b>Proposed Accomplishment:</b>	People		<b>Total Population in Service Area:</b>	NA	
<b>Eligible Census Tracts:</b>	25.00; 27.01; 27.02; 29.00; 35.00; 37.00; 38.00; 39.02; 40.00; 20.00; 42.01; 47.00; 48.00; 50.00; 51.00; 4.01; 4.03; 4.04; 4.05; 5; 8.00; 9.00; 13.02; 15.02; 15.03; 16.00; 22.00; 24.00; 90.00; 91.01; 91.04; 92.01; 92.02; 93.01; 101.01; 101.02; 117.01; 118.00; and 119.00		<b>Census Tract Percent Low /Mod:</b>	72.80%	

<b>New Activity Title:</b>	Community Prosecution Program- South Dallas
----------------------------	---

**New Activity Description:**

The activity provides enhanced code enforcement within designated CDBG eligible census tracts in South Dallas neighborhoods. Code enforcement Officers assigned to these designated areas provide services that augment the level of existing services provided by general Code Compliance services focusing on complex projects that include properties with a history of ongoing code violations.

<b>Objective Category:</b>	Create suitable living environment	<b>Outcome Category:</b>	Sustainability		
<b>Location/Target Area(s):</b>	<b>Address</b>	<b>ZIP</b>	<b>Phone</b>	<b>Funded Amount</b>	
	3112 Canton St. 1 <sup>st</sup> Floor	75226	214-671-9188	\$283,971	

**Actual Accomplishment Narrative:**

Conducted auto service sweeps in west Dallas area; identified zoning issues on vacant lots with commercial parking and no Specific Use Permits obtained; got bldg inspections to assist in getting uses identified and designated. Attended 5 meetings per month specifically for the West Dallas area. Conducted over 330 inspections; Shut down 1 convenience store in area with drug paraphernalia that had no certificate of occupancy. Gained voluntary compliance after working closely with commercial entities..

City of Dallas  
Program Year 2010

Supplemental Report to the FY 2010 CAPER: Single Projects With Multiple Activities

Number Assisted:	Owner		Renter		Total		Person	
	Total	Hispanic	Total	Hispanic	Total	Hispanic	Total	Hispanic
White:								
Black/African American:								
American Indian/Alaskan Native:								
Native Hawaiian/Other Pacific Islander:								
American Indian/Alaskan Native & White:								
Asian White:								
Black/African American/White:								
American Indian/Alaskan Native & Black/African American:								
Other multi-racial:								
Asian/Pacific Islander:								
Hispanic:								
<b>Total:</b>								

<b>Female-headed Households:</b>								
----------------------------------	--	--	--	--	--	--	--	--

<i>Income Category:</i>	Owner	Renter	Total	Persons
Extremely Low				
Low Mod				
Moderate				
Non Low Moderate				
<b>Total:</b>				
<b>Percent Low/Mod:</b>				

**Accomplishment Reported for Eligible Census:**

<b>Objective Number</b>	<b>Project ID</b>
SL-3	0040
<b>HUD Matrix Code</b>	<b>CDBG Citation</b>
15	570.202(c)
<b>Type of Recipient</b>	<b>National Objective</b>
Local Government	570.208(a)(1) LMA
<b>Start Date</b>	<b>Completion Date</b>
October 1, 2011	September 30, 2011
<b>Accomplishment Type</b>	<b>Proposed Annual Units</b>
People	
<b>Local ID</b>	<b>Units Upon Completion</b>
N/A	
<b>Total Population in Service Area</b>	<b>Census tract Percent Low/Mod</b>
28,945	84.30%

Funding Information/ Accomplishments		
<b>CDBG Funded Amount</b>	\$	
<b>Amount Drawn in Program Year</b>	\$	\$70,301.35
<b>Eligible Census Tracts</b>		
25.00; 27.01; 27.02; 29.00; 35.00; 37.00; 38.00; 39.02; 40.00; and 115.00		
<b>Actual Accomplishments</b>		

City of Dallas  
Program Year 2010

Supplemental Report to the FY 2010 CAPER: Single Projects With Multiple Activities

<b>PGM Year:</b>	2010	<b>Current IDIS Project Title:</b>	0040-Community Prosecutor Program (CCS)	<b>Current IDIS Activity Number:</b>	10967
<b>Current IDIS Activity Title:</b>		Community Prosecution Program (CCS)			
<b>Matrix Code:</b>	Code Enforcement (15)		<b>National Objective:</b>	LMA	
<b>Objective Category:</b>	Create suitable living environment		<b>Outcome Category:</b>	Sustainability	
<b>Funded Amount:</b>	\$283,971	<b>Drawn Thru Program Year:</b>	\$252,905.83	<b>Drawn in Program Year:</b>	\$252,905.83
<b>Proposed Accomplishment:</b>	People		<b>Total Population in Service Area:</b>	NA	
<b>Eligible Census Tracts:</b>	25; 27.01; 27.02; 29.00; 35.00; 37.00; 38.00; 39.02; 40.00; 20.00; 42.01; 47.00; 48.00; 50.00;51.00; 4.01; 4.03; 4.04; 4.05; 5; 8.00; 9.00; 13.02; 15.02;15.03; 16.00; 22.00; 24.00; 90.00; 91.01; 91.04; 92.01; 92.02; 93.01; 101.01; 101.02; 115; 117.01; 118.00; and 119.00		<b>Census Tract Percent Low /Mod:</b>	72.80%	

<b>New Activity Title:</b>	Community Prosecution Program- West Dallas
----------------------------	--

**New Activity Description:**

The activity provides enhanced code enforcement within designated CDBG eligible census tracts in the West Dallas neighborhoods. Code enforcement Officers assigned to these designated areas provide services that augment the level of existing services provided by general Code Compliance services focusing on complex projects that include properties with a history of ongoing code violations.

<b>Objective Category:</b>	Create suitable living environment	<b>Outcome Category:</b>	Sustainability		
<b>Location/Target Area(s):</b>	<b>Address</b>	<b>ZIP</b>	<b>Phone</b>	<b>Funded Amount</b>	
	3112 Canton St. 1 <sup>st</sup> Floor	75226	214-671-9188	\$283,971	

**Actual Accomplishment Narrative:**

Conducted auto service sweeps in West Dallas area; identified zoning issues on vacant lots with commercial parking and no Specific Use Permits obtained; got bldg inspections to assist in getting uses identified and designated. Attended 5 meetings per month specifically for the West Dallas area. Over 330 inspections conducted; Shut down 1 convenience store in area with drug paraphernalia and had no certificate of occupancy .After working closely with commercial entities were able to gain voluntary compliance.

City of Dallas  
Program Year 2010

Supplemental Report to the FY 2010 CAPER: Single Projects With Multiple Activities

Number Assisted:	Owner		Renter		Total		Person	
	Total	Hispanic	Total	Hispanic	Total	Hispanic	Total	Hispanic
White:								
Black/African American:								
American Indian/Alaskan Native:								
Native Hawaiian/Other Pacific Islander:								
American Indian/Alaskan Native & White:								
Asian White:								
Black/African American/White:								
American Indian/Alaskan Native & Black/African American:								
Other multi-racial:								
Asian/Pacific Islander:								
Hispanic:								
<b>Total:</b>								

<b>Female-headed Households:</b>								
----------------------------------	--	--	--	--	--	--	--	--

<i>Income Category:</i>	Owner	Renter	Total	Persons
Extremely Low				
Low Mod				
Moderate				
Non Low Moderate				
<b>Total:</b>				
<b>Percent Low/Mod:</b>				

**Accomplishment Reported for Eligible Census:**

<b>Objective Number</b>	<b>Project ID</b>
SL-3	0040
<b>HUD Matrix Code</b>	<b>CDBG Citation</b>
15	570.202(c)
<b>Type of Recipient</b>	<b>National Objective</b>
Local Government	570.208(a)(1) LMA
<b>Start Date</b>	<b>Completion Date</b>
October 1, 2011	September 30, 2011
<b>Accomplishment Type</b>	<b>Proposed Annual Units</b>
People	
<b>Local ID</b>	<b>Units Upon Completion</b>
N/A	
<b>Total Population in Service Area</b>	<b>Census tract Percent Low/Mod</b>
7,226.00	80.00%

Funding Information/ Accomplishments		
<b>CDBG Funded Amount</b>	\$	
<b>Amount Drawn in Program Year</b>	\$	\$37,863.81
<b>Eligible Census Tracts</b>		
101.01; 101.02		
<b>Actual Accomplishments</b>		



City of Dallas  
Program Year 2010

Supplemental Report to the FY 2010 CAPER: Single Projects With Multiple Activities

<b>PGM Year:</b>	2002	<b>Current IDIS Project Title:</b>	0030-Housing Single Family Development	<b>Current IDIS Activity Number:</b>	5582
<b>Current IDIS Activity Title:</b>	Residential Development Acquisition Loan Program –CD08 297A				
<b>Matrix Code:</b>	Acquisition of Real Property (01)		<b>National Objective:</b>	LMH	
<b>Objective Category:</b>	Provided decent affordable housing		<b>Outcome Category:</b>	Availability/Accessibility	
<b>Funded Amount:</b>	\$900,000	<b>Drawn Thru Program Year:</b>	\$900,000	<b>Drawn in Program Year:</b>	\$31,614.43
<b>Proposed Accomplishment:</b>	Housing Units: 29		<b>Total Population in Service Area:</b>	NA	
<b>Eligible Census Tracts:</b>	N/A		<b>Census Tract Percent Low /Mod:</b>	N/A	

<b>New Activity Title:</b>	RDALP-Kaminski Bexar St. Project
----------------------------	----------------------------------

**New Activity Description:**

The activity provides loans and grants to nonprofit housing developers for acquisition, relocation, and demolition to support affordable housing development for low income households at 80% or below AMFI.

<b>Objective Category:</b>	Provide decent affordable housing	<b>Outcome Category:</b>	Availability/Accessibility		
<b>Location/Target Area(s):</b>	<b>Address</b>	<b>ZIP</b>	<b>Phone</b>	<b>Contract Amount</b>	
Kaminski Bexar Project	4210 Junis Street	75246	214-515-9779	\$222,615	

**Actual Accomplishment Narrative:**

Changed the use of funds \$45,000 to pay the construction costs for Kaminski Bexar Project for the commercial/retail spaces. All 4 units are built but not occupied at this time.

City of Dallas  
Program Year 2010

Supplemental Report to the FY 2010 CAPER: Single Projects With Multiple Activities

Number Assisted:	Owner		Renter		Total		Person	
	Total	Hispanic	Total	Hispanic	Total	Hispanic	Total	Hispanic
White:								
Black/African American:								
American Indian/Alaskan Native:								
Native Hawaiian/Other Pacific Islander:								
American Indian/Alaskan Native & White:								
Asian White:								
Black/African American/White:								
American Indian/Alaskan Native & Black/African American:								
Other multi-racial:								
Asian/Pacific Islander:								
Hispanic:								
<b>Total:</b>								

<b>Female-headed Households:</b>								
----------------------------------	--	--	--	--	--	--	--	--

Income Category:	Owner	Renter	Total	Persons
Extremely Low				
Low Mod				
Moderate				
Non Low Moderate				
<b>Total:</b>				
<b>Percent Low/Mod:</b>				

**Accomplishment Reported for Eligible Census:**

Objective Number	Project ID
DH-1	0030
HUD Matrix Code	CDBG Citation
01	570.201(a)
Type of Recipient	National Objective
Businesses	
Start Date	Completion Date
	12/30/10
Accomplishment Type	Proposed Annual Units
Commercial	4
Local ID	Units Upon Completion
N/A	
Total Population in Service Area	Census tract Percent Low/Mod
N/A	N/A

Funding Information/ Accomplishments		
<b>CDBG Funded Amount</b>	\$	\$45,000
<b>Amount Drawn in Program Year</b>	\$	\$31,614
<b>Eligible Census Tracts</b>		N/A
<b>Actual Accomplishments</b>		

City of Dallas  
Program Year 2010

Supplemental Report to the FY 2010 CAPER: Single Projects With Multiple Activities

<b>PGM Year:</b>	2008	<b>Current IDIS Project Title:</b>	0025-Housing Services Program	<b>Current IDIS Activity Number:</b>	9876
<b>Current IDIS Activity Title:</b>	Housing Services Program				
<b>Matrix Code:</b>	General Homeownership Assistance (13)	<b>National Objective:</b>	LMH		
<b>Objective Category:</b>	Provided decent affordable housing	<b>Outcome Category:</b>	Availability/Accessibility		
<b>Funded Amount:</b>	\$100,000	<b>Drawn Thru Program Year:</b>	\$84,477.87	<b>Drawn in Program Year:</b>	\$24,212.04
<b>Proposed Accomplishment:</b>	Households (General): 100	<b>Total Population in Service Area:</b>	NA		
<b>Eligible Census Tracts:</b>	N/A	<b>Census Tract Percent Low /Mod:</b>	N/A		

<b>New Activity Title:</b>	Housing Services – Central Dallas CDC
----------------------------	---------------------------------------

**New Activity Description:**

The activity provides grants to Central Dallas CDC to support salary and direct delivery for HOME funded activities, including housing counseling, loan processing, and other eligible services to potential homebuyers participating or seeking to participate in HOME funded projects.

<b>Objective Category:</b>	Provide decent affordable housing	<b>Outcome Category:</b>	Availability/Accessibility		
<b>Location/Target Area(s):</b>	<b>Address</b>	<b>ZIP</b>	<b>Phone</b>	<b>Contract Amount</b>	
Central Dallas CDC	511 N. Akard	75201	214-421-1363	\$50,000.00	

**Actual Accomplishment Narrative:**

Housing counseling, eligibility processing and follow-up was provided to renters for 511 N. Akard.

City of Dallas  
Program Year 2010

Supplemental Report to the FY 2010 CAPER: Single Projects With Multiple Activities

Number Assisted:	Owner		Renter		Total		Person	
	Total	Hispanic	Total	Hispanic	Total	Hispanic	Total	Hispanic
White:			25	17			25	17
Black/African American:			25				25	0
American Indian/Alaskan Native:			3				3	0
Native Hawaiian/Other Pacific Islander:								
American Indian/Alaskan Native & White:								
Asian White:								
Black/African American/White:								
American Indian/Alaskan Native & Black/African American:								
Other multi-racial:			5				5	0
Asian/Pacific Islander:								
Hispanic:								
<b>Total:</b>			<b>58</b>	<b>17</b>			<b>58</b>	<b>17</b>

<b>Female-headed Households:</b>			25					
----------------------------------	--	--	----	--	--	--	--	--

Income Category:	Owner	Renter	Total	Persons
Extremely Low		58		58
Low Mod				
Moderate				
Non Low Moderate				
<b>Total:</b>		58		58
<b>Percent Low/Mod:</b>		100%		100%

**Accomplishment Reported for Eligible Census:**

Objective Number	Project ID
DH-1	0025
HUD Matrix Code	CDBG Citation
14H	570.201(k)
Type of Recipient	National Objective
Renters	570.208(3)(c)(iii)LMH
Start Date	Completion Date
January 1, 2011	December 31, 2011
Accomplishment Type	Proposed Annual Units
People	N/A
Local ID	Units Upon Completion
N/A	
Total Population in Service Area	Census tract Percent Low/Mod
N/A	N/A

Funding Information/ Accomplishments		
<b>CDBG Funded Amount</b>	\$	50,000
<b>Amount Drawn in Program Year</b>	\$	19,212
Eligible Census Tracts		
<b>Actual Accomplishments</b>		58

City of Dallas  
Program Year 2010

Supplemental Report to the FY 2010 CAPER: Single Projects With Multiple Activities

<b>PGM Year:</b>	2008	<b>Current IDIS Project Title:</b>	0025-Housing Services Program	<b>Current IDIS Activity Number:</b>	9876
<b>Current IDIS Activity Title:</b>	Housing Services Program				
<b>Matrix Code:</b>	General Homeownership Assistance (13)		<b>National Objective:</b>	LMH	
<b>Objective Category:</b>	Provided decent affordable housing		<b>Outcome Category:</b>	Availability/Accessibility	
<b>Funded Amount:</b>	\$100,000	<b>Drawn Thru Program Year:</b>	\$84,477.87	<b>Drawn in Program Year:</b>	\$24,212.04
<b>Proposed Accomplishment:</b>	Households (General): 100		<b>Total Population in Service Area:</b>	NA	
<b>Eligible Census Tracts:</b>	N/A		<b>Census Tract Percent Low /Mod:</b>	N/A	

<b>New Activity Title:</b>	Housing Services – Vecinos Unidos
----------------------------	-----------------------------------

**New Activity Description:**

The activity provides grants to Vecinos Unidos to support salary and direct delivery for HOME funded activities, including housing counseling, loan processing, and other eligible services to potential homebuyers participating or seeking to participate in HOME funded projects.

<b>Objective Category:</b>	Provide decent affordable housing	<b>Outcome Category:</b>	Availability/Accessibility		
<b>Location/Target Area(s):</b>	<b>Address</b>	<b>ZIP</b>	<b>Phone</b>	<b>Contract Amount</b>	
Vecinos Unidos	3606 Winnetka	75212	214-761-1086	\$5,000.00	

**Actual Accomplishment Narrative:**

Housing counseling, eligibility processing and follow-up was provided to homebuyers to purchase lots in West Dallas.

City of Dallas  
Program Year 2010

Supplemental Report to the FY 2010 CAPER: Single Projects With Multiple Activities

Number Assisted:	Owner		Renter		Total		Person	
	Total	Hispanic	Total	Hispanic	Total	Hispanic	Total	Hispanic
White:	28	28						28
Black/African American:								
American Indian/Alaskan Native:								
Native Hawaiian/Other Pacific Islander:								
American Indian/Alaskan Native & White:								
Asian White:								
Black/African American/White:								
American Indian/Alaskan Native & Black/African American:								
Other multi-racial:								
Asian/Pacific Islander:								
Hispanic:								
<b>Total:</b>	<b>28</b>	<b>28</b>						<b>28</b>

<b>Female-headed Households:</b>	13							
----------------------------------	----	--	--	--	--	--	--	--

Income Category:	Owner	Renter	Total	Persons
Extremely Low				
Low Mod	28			28
Moderate				
Non Low Moderate				
<b>Total:</b>				
<b>Percent Low/Mod:</b>	<b>100%</b>			<b>100%</b>

**Accomplishment Reported for Eligible Census:**

Objective Number	Project ID
DH-1	0025
HUD Matrix Code	CDBG Citation
14H	570.201(k)
Type of Recipient	National Objective
Homebuyers	570.208(3)(c)(iii)LMH
Start Date	Completion Date
01/01/10	12/31/10
Accomplishment Type	Proposed Annual Units
People	
Local ID	Units Upon Completion
N/A	
Total Population in Service Area	Census tract Percent Low/Mod
N/A	N/A

Funding Information/ Accomplishments		
<b>CDBG Funded Amount</b>	\$	5,000
<b>Amount Drawn in Program Year</b>	\$	5,000
<b>Eligible Census Tracts</b>		N/A
<b>Actual Accomplishments</b>		28

City of Dallas  
Program Year 2010

Supplemental Report to the FY 2010 CAPER: Single Projects With Multiple Activities

<b>PGM Year:</b>	2008	<b>Current IDIS Project Title:</b>	0026-Housing Residential Development Acquisition Loan Program	<b>Current IDIS Activity Number:</b>	9877
<b>Current IDIS Activity Title:</b>	Residential Dev Acquisition Loan Program –CD08 297A				
<b>Matrix Code:</b>	Acquisition of Real Property (01)		<b>National Objective:</b>	LMH	
<b>Objective Category:</b>	Provided decent affordable housing		<b>Outcome Category:</b>	Availability/Accessibility	
<b>Funded Amount:</b>	\$825,000	<b>Drawn Thru Program Year:</b>	\$575,329.43	<b>Drawn in Program Year:</b>	\$19,459.23
<b>Proposed Accomplishment:</b>	Housing Units: 29		<b>Total Population in Service Area:</b>	NA	
<b>Eligible Census Tracts:</b>	N/A		<b>Census Tract Percent Low /Mod:</b>	N/A	

<b>New Activity Title:</b>	RDALP- EDCO Thornton Heights
----------------------------	------------------------------

**New Activity Description:**

The activity provides loans and grants to nonprofit housing developers for acquisition, relocation, and demolition to support affordable housing development for low income households at 80% or below AMFI.

<b>Objective Category:</b>	Provide decent affordable housing	<b>Outcome Category:</b>	Availability/Accessibility		
<b>Location/Target Area(s):</b>	<b>Address</b>	<b>ZIP</b>	<b>Phone</b>	<b>Contract Amount</b>	
EDCO-Thornton Heights	4210 Junius St.	75246	214-515-9779	\$300,000	

**Actual Accomplishment Narrative:**

Acquired 29 lots to develop affordable housing units. One (1) model home built. Working with realtors to presale lots for development of housing.

City of Dallas  
Program Year 2010

Supplemental Report to the FY 2010 CAPER: Single Projects With Multiple Activities

Number Assisted:	Owner		Renter		Total		Person	
	Total	Hispanic	Total	Hispanic	Total	Hispanic	Total	Hispanic
White:								
Black/African American:								
American Indian/Alaskan Native:								
Native Hawaiian/Other Pacific Islander:								
American Indian/Alaskan Native & White:								
Asian White:								
Black/African American/White:								
American Indian/Alaskan Native & Black/African American:								
Other multi-racial:								
Asian/Pacific Islander:								
Hispanic:								
<b>Total:</b>								

<b>Female-headed Households:</b>								
----------------------------------	--	--	--	--	--	--	--	--

<i>Income Category:</i>	Owner	Renter	Total	Persons
Extremely Low				
Low Mod				
Moderate				
Non Low Moderate				
<b>Total:</b>				
<b>Percent Low/Mod:</b>				

**Accomplishment Reported for Eligible Census:**

<b>Objective Number</b>	<b>Project ID</b>
DH-1	0026
<b>HUD Matrix Code</b>	<b>CDBG Citation</b>
01	570.201(a)
<b>Type of Recipient</b>	<b>National Objective</b>
Renters	570.2089(a)(3)LMH
<b>Start Date</b>	<b>Completion Date</b>
<b>Accomplishment Type</b>	<b>Proposed Annual Units</b>
Housing Units	29
<b>Local ID</b>	<b>Units Upon Completion</b>
N/A	
<b>Total Population in Service Area</b>	<b>Census tract Percent Low/Mod</b>
N/A	N/A

Funding Information/ Accomplishments		
<b>CDBG Funded Amount</b>	\$	\$300,000
<b>Amount Drawn in Program Year</b>	\$	19,459.23
<b>Eligible Census Tracts</b>		N/A
<b>Actual Accomplishments</b>		



**2a) HOUSING/COMMUNITY SERVICES  
CONTRACT REPORT**

*This page intentionally left blank.*

**HOUSING/COMMUNITY SERVICES**  
**Housing Development**  
**FY 2010-2011 Sub-Recipient/Non-Profit Agency and Service Report**

IDIS #	UNIT/FUND	SUB-RECIPIENT/AGENCY	SUB-RECIPIENT/NON-PROFIT AGENCY SERVICES
11023	CD10 427C	Enterprise Foundation 500 American City Building Columbia, MD 21044	Provides funds for first-time homebuyer programs.
11023	CD10 427C	Enterprise Foundation 500 American City Building Columbia, MD 21044	Provides funds for minor repairs necessary for home to meet federal housing quality standards provided in conjunction with the Mortgage Assistance Program

*This page intentionally left blank.*

**2b) HOUSING/COMMUNITY SERVICES  
SUBRECIPIENT REPORT**

*This page intentionally left blank.*

Housing/Community Services  
 Social Services CDBG Sub-Recipient and Service Report  
 FY 2010-11

CD10/442C	AVANCE 2060 Singleton Blvd., Suite 103 Dallas, Texas 75212	Provides parenting and child development skills to parents of adolescents children 0-3 years of age.
CD10/434C	Boys & Girls Club of Greater Dallas 4816 Worth Street Dallas, Texas 75246	Provides an after-school program for at-risk children.
CD10/443C	Calumet Community Center 321A Calumet Avenue, #A Dallas, Texas 75211	Provides outreach and referral services to seniors age 60 and above
CD10/445C	Citizens Development Center :: 22"Co dcuucf qt"Tqy " F cmcu."Vgzcu"97469	Provides development of life skills, vocational training and job placement for adults with disabilities.
CD10/439C	Community Dental Care 1440 W. Mockingbird Lane, #120 Dallas, Texas 75247	Provides dental health services to low income children through age 19.
0CD7/0842	E's Haven Academy <b>(Public Improvement Project)</b> 813 Ryan Road Dallas, Texas 75224	Provides day care for low income families.

Housing/Community Services  
 Social Services CDBG Sub-Recipient and Service Report  
 FY 2010-11

0CD6/5877	E's Haven Academy <b>(Public Improvement Project)</b> 813 Ryan Road Dallas, Texas 75224	Provides day care for low income families.
CD10/	Homeward Bound 233 W 10th St, Dallas, Texas 75208	Provides support services to women being assisted from substance abuse, criminal behavior and mental illness into healthy productive lifestyles.
CD10/443C	LaVoz Del Anciano 3316 Sylvan Avenue Dallas, Texas 75212	Provides case management to seniors, aged 60 and over – outreach and advocacy.
CD10/434C	Low Birth Weight Development Center 345 Calumet Dallas, Texas 75215	Provides child care to low-birth weight infants and toddlers through age 3, as well as support services and parenting classes.
CD10/444C	Mothers (Fathers) for the Advancement of Social Systems 3737 Atlanta Dallas, Texas 75215	Provides counseling to victims of teen violence/victims outreach.
CD10/434C	Neighborhood Service Council, Inc. 7700 Spring Valley Rd. Dallas, Texas 75240	Provides after school programs for low income youth.



Housing/Community Services  
 Social Services CDBG Sub-Recipient and Service Report  
 FY 2010-11

CD10/434C	Open Arms, Inc. 5940 Forest Park Dallas, Texas 75235	Provides child care for children with special needs.
CD10/436C	Parkland Health & Hospital Systems 5201 Harry Hines Blvd Dallas, Texas 75235	Provides physical assessments/health screenings for seniors, aged 60 and over, who are at-risk of developing complications from chronic health problems.
CD10/433C	Phoenix Houses of Texas 2345 Reagan Street Dallas, Texas 75219	Provides residential substance abuse treatment services and education for low income, medically indigent adolescent.
CD10/443C	Senior Citizens of Greater Dallas 3910 Harry Hines Blvd Dallas, Texas 75219	Staff ombudsman to enhance the quality of life care for nursing home residents through resolving complaints from residents and their families.
CD10/434C	Vogel Alcove 7557 Rambler Road Dallas, Texas 75231	Provides childcare for homeless children.
CD10/434C	YMCA-Park South 2500 Romine Avenue Dallas, Texas 75215	Provides an after-school and summer camp program for children through age 13.

"

*This page intentionally left blank.*

**2c) ECONOMIC DEVELOPMENT  
SUBRECIPIENT REPORT**

*This page intentionally left blank.*

**ECONOMIC DEVELOPMENT  
FY 2010-11 SUB-RECIPIENT/NON-PROFIT AGENCY**

<b>HUD ACT. #</b>	<b>UNIT/FUND</b>	<b>SUB-RECIPIENT/AGENCY</b>	<b>SUB-RECIPIENT/NON-PROFIT AGENCY SERVICES</b>
9983 10357 10991	270A-CD08 612B-CD09 413C-CD10	Greater Dallas Hispanic Chamber – Maple (BAC #1) 4622 Maple Avenue, Suite 207 Dallas, TX 75219	Promote microenterprise business development by providing technical assistance which includes counseling, training, management, business plan development, and support services in the form of incubator space and other relevant services to potential and existing low to moderate income microenterprise business owners.
9984 10359 10992	271A-CD08 613B-CD09 414C-CD10	Inner-City Community Development Corp. (ICDC) (BAC #2) 4907 Spring Avenue Dallas, TX 75210	Promote microenterprise business development by providing technical assistance which includes counseling, training, management, business plan development and other relevant services to potential and existing low to moderate income microenterprise business owners.
9327 9985 10360 10993	2852-CD07 272A-CD08 614B-CD09 415C-CD10	Greater Dallas Hispanic Chamber of Commerce – West Dallas (BAC # 3) 2060 Singleton, Suite 102 Dallas, TX 75212	Promote microenterprise business development by providing technical assistance which includes counseling, training, management, business plan development, and support services in the form of incubator space and other relevant services to potential and existing low to moderate income microenterprise business owners.
9986 10366 10994	273A-CD08 615B-CD09 416C-CD10	Greater Dallas Hispanic Chamber of Commerce (BAC #4) 400 South Zang Blvd., Suite 240 Dallas, TX 75208	Promote microenterprise business development by providing technical assistance which includes counseling, training, management, business plan development, and support services in the form of incubator space and other relevant services to potential and existing low to moderate income microenterprise business owners.
9987 10369 10995	274A-CD08 616B-CD09 417C-CD10	Business Assistance Center, Inc., (BAC#5) 1201 West Camp Wisdom Rd Suite #224 Dallas, TX 75232	Promote microenterprise business development by providing technical assistance which includes counseling, training, management, business plan development and other relevant services to potential and existing low to moderate income microenterprise business owners.
9330 9988 10372 10996	2855-CD07 275A-CD08 617B-CD09 418C-CD10	Greater Dallas Asian Chamber of Commerce / Multi-Ethnic Education and Economic Development Center (MEED) BAC #6 11171 Harry Hines Blvd, Suite 115 Dallas, TX 75224	Promote microenterprise business development by providing technical assistance which includes counseling, training, management, business plan development, and support services in the form of incubator space and other relevant services to potential and existing low to moderate income microenterprise business owners.
10114 10374 10997	381A-08R3 618B-CD09 419C-CD10	Organization of Hispanic Contractors of DFW dba Regional Hispanic Contractors Association (BAC # 7) 2210 W. Illinois Ave Dallas, TX 75224	Promote microenterprise business development by providing technical assistance which includes counseling, training, management, business plan development and other relevant services to potential and existing low to moderate income microenterprise business owners.
10998	420C-CD10	Greater Dallas Indo-American Chamber of Commerce (BAC # 8) 2750 West Northwest Hwy, Suite 200 Dallas, TX 75220	Promote microenterprise business development by providing technical assistance which includes counseling, training, management, business plan development and other relevant services to potential and existing low to moderate income microenterprise business owners.
8111	4336-CD05	Southern Dallas Development Corporation- (SDDC) 400 S. Zang Blvd, Suite 1210 Dallas Texas 75208	Administers the Business Revolving Loan Program.

*This page intentionally left blank.*

# 3. FINANCIAL SUMMARY

*This page intentionally left blank.*



**Financial Summary**  
**Community Development Block Grant Program**

REVISED

1. Name of Grantee	2. Grant Number	3. Reporting Period	
City of Dallas	B 10 MC 48 0009	From: 10/1/2010	To: 09/30/11
<b>Part I: Summary of CDBG Resources</b>			
1. Unexpended CDBG funds at end of previous reporting period (balance for prior program years)			\$ 17,127,670.81
2. Entitlement Grant from form HUD 7082			\$ 19,367,645.00
3. Surplus Urban Renewal Funds			\$ -
4. Section 108 Guaranteed Loan Funds (Principal Amount)			\$ -
5. Program Income Received by		Grantee (Column A)	Subrecipient (Column B)
a. Revolving Funds			\$ 482,286.62
b. Other (Identify below. Provide details on an attachment)			
		\$ 402,048.77	
		\$ -	
c. Total Program Income (sum of columns a and b)		\$ 402,048.77	\$ 482,286.62
6. Returns			\$ 23,579.78
7. Adjustments to Compute Total Available (if a negative amount, enclose in brackets)			\$ 172,139.17
8. Total CDBG funds available for use during this reporting period (sum of lines 1 - 7)			\$ 37,575,370.15
<b>Part II: Summary of CDBG Expenditures</b>			
9. Disbursements other than Section 108 Repayments and Planning/Administration			\$ 18,420,842.11
10. Adjustments to Compute Total Amount Subject to Low/Mod Benefit (if a negative amount, enclose in brackets)			\$ 17,865.27
11. Amount subject to low/mod benefit calculation (line 9 plus 10)			\$ 18,438,707.38
12. Disbursed in IDIS for Planning/Administration			\$ 3,458,792.76
13. Disbursed in IDIS for Section 108 Repayments			\$ -
14. Adjustments to Compute Total Expenditures (if a negative amount, enclose in brackets)			\$ 13,100.18
15. Total Expenditures (sum lines 11-14)			\$ 21,910,600.32
16. Unexpended balance (line 8 minus line 15)			\$ 15,664,769.83
<b>Part III: Low/Mod Benefit This Reporting Period</b>			
17. Expended for low/mod housing in special areas			\$ -
18. Expended for low/mod multi-unit housing			\$ 695,431.00
19. Disbursed for other low/mod activities			\$ 18,420,842.11
20. Adjustment to compute total low/mod credit			\$ (677,565.73)
21. Total low/mod credit (sum lines 17-20)			\$ 18,438,707.38
22. Percent low/mod credit (line 21 divided by line 11)			100.00%
<b>Part IV: Low/Mod Benefit for Multi-year Certifications (only if certification period includes prior years)</b>			
23. Program years covered in certification PY _____ PY _____ PY _____			
24. Cumulative net expenditures subject to program benefit calculation			\$ -
25. Cumulative expenditures benefiting low/mod persons			\$ -
26. Percent benefit to low/mod persons (line 25 divided by line 24)			0.00%
<b>Part V: Public Service (PS) Cap Calculation</b>			
27. Disbursed in IDIS for Public Services			\$ 2,750,837.18
28. PS unliquidated obligations at end of current program year			\$ -
29. PS unliquidated obligations at end of previous program year			\$ 100,933.56
30. Adjustments to compute total PS obligations			\$ 167,275.29
31. Total PS obligations (line 27 + line 28 - line 29 + line 30)			\$ 2,817,178.91
32. Entitlement grant amount (from line 2)			\$ 19,367,645.00
33. Prior year program income (IDIS generated number)			\$ 842,522.82
34. Adjustments to compute total subject to PS Cap			\$ 76,775.97
35. Total subject to PS Cap (sum of line 32 - 34)			\$ 20,286,943.79
36. Percent funds obligated for public service activities (line 31 divided by line 35)			13.89%
<b>Part VI: Planning and Program Administration Cap Calculation</b>			
37. Disbursed in IDIS for Planning/Administration			\$ 3,458,792.76
38. PA unliquidated obligations at end of current program year			\$ -
39. PA unliquidated obligations at end of previous program year			\$ 23,030.95
40. Adjustments to compute total PA obligations			\$ 48,374.72
41. Total PA obligations (line 37 + line 38 - line 39 + line 40)			\$ 3,484,136.53
42. Entitlement grant amount (from line 2)			\$ 19,367,645.00
43. Current year program income (IDIS generated number)			\$ 884,335.39
44. Adjustments to compute total subject to PA Cap			\$ 172,139.17
45. Total subject to PA Cap (sum of line 42 - 44)			\$ 20,424,119.56
46. Percent funds obligated for PA activities (line 41 divided by line 45)			17.06%



**PART I: SUMMARY OF CDBG RESOURCES**

01 UNEXPENDED CDBG FUNDS AT END OF PREVIOUS PROGRAM YEAR	17,127,670.81
02 ENTITLEMENT GRANT	19,367,645.00
03 SURPLUS URBAN RENEWAL	0.00
04 SECTION 108 GUARANTEED LOAN FUNDS	0.00
05 CURRENT YEAR PROGRAM INCOME	884,335.39
06 RETURNS	23,579.78
07 ADJUSTMENT TO COMPUTE TOTAL AVAILABLE	172,139.17
08 TOTAL AVAILABLE (SUM, LINES 01-07)	37,575,370.15

**PART II: SUMMARY OF CDBG EXPENDITURES**

09 DISBURSEMENTS OTHER THAN SECTION 108 REPAYMENTS AND PLANNING/ADMINISTRATION	18,420,842.11
10 ADJUSTMENT TO COMPUTE TOTAL AMOUNT SUBJECT TO LOW/MOD BENEFIT	17,865.27
11 AMOUNT SUBJECT TO LOW/MOD BENEFIT (LINE 09 + LINE 10)	18,438,707.38
12 DISBURSED IN IDIS FOR PLANNING/ADMINISTRATION	3,458,792.76
13 DISBURSED IN IDIS FOR SECTION 108 REPAYMENTS	0.00
14 ADJUSTMENT TO COMPUTE TOTAL EXPENDITURES	13,100.18
15 TOTAL EXPENDITURES (SUM, LINES 11-14)	21,910,600.32
16 UNEXPENDED BALANCE (LINE 08 - LINE 15)	15,664,769.83

**PART III: LOWMOD BENEFIT THIS REPORTING PERIOD**

17 EXPENDED FOR LOW/MOD HOUSING IN SPECIAL AREAS	0.00
18 EXPENDED FOR LOW/MOD MULTI-UNIT HOUSING	1,938,464.42
19 DISBURSED FOR OTHER LOW/MOD ACTIVITIES	18,420,842.11
20 ADJUSTMENT TO COMPUTE TOTAL LOW/MOD CREDIT	(1,920,599.15)
21 TOTAL LOW/MOD CREDIT (SUM, LINES 17-20)	18,438,707.38
22 PERCENT LOW/MOD CREDIT (LINE 21/LINE 11)	100.00%

**LOW/MOD BENEFIT FOR MULTI-YEAR CERTIFICATIONS**

23 PROGRAM YEARS(PY) COVERED IN CERTIFICATION	PY: PY: PY:
24 CUMULATIVE NET EXPENDITURES SUBJECT TO LOW/MOD BENEFIT CALCULATION	0.00
25 CUMULATIVE EXPENDITURES BENEFITTING LOW/MOD PERSONS	0.00
26 PERCENT BENEFIT TO LOW/MOD PERSONS (LINE 25/LINE 24)	0.00%

**PART IV: PUBLIC SERVICE (PS) CAP CALCULATIONS**

27 DISBURSED IN IDIS FOR PUBLIC SERVICES	2,750,837.18
28 PS UNLIQUIDATED OBLIGATIONS AT END OF CURRENT PROGRAM YEAR	0.00
29 PS UNLIQUIDATED OBLIGATIONS AT END OF PREVIOUS PROGRAM YEAR	100,933.56
30 ADJUSTMENT TO COMPUTE TOTAL PS OBLIGATIONS	167,275.29
31 TOTAL PS OBLIGATIONS (LINE 27 + LINE 28 - LINE 29 + LINE 30)	2,817,178.91
32 ENTITLEMENT GRANT	19,367,645.00
33 PRIOR YEAR PROGRAM INCOME	842,522.82
34 ADJUSTMENT TO COMPUTE TOTAL SUBJECT TO PS CAP	76,775.97
35 TOTAL SUBJECT TO PS CAP (SUM, LINES 32-34)	20,286,943.79
36 PERCENT FUNDS OBLIGATED FOR PS ACTIVITIES (LINE 31/LINE 35)	13.89%

**PART V: PLANNING AND ADMINISTRATION (PA) CAP**

37 DISBURSED IN IDIS FOR PLANNING/ADMINISTRATION	3,458,792.76
38 PA UNLIQUIDATED OBLIGATIONS AT END OF CURRENT PROGRAM YEAR	0.00
39 PA UNLIQUIDATED OBLIGATIONS AT END OF PREVIOUS PROGRAM YEAR	23,030.95
40 ADJUSTMENT TO COMPUTE TOTAL PA OBLIGATIONS	48,374.22
41 TOTAL PA OBLIGATIONS (LINE 37 + LINE 38 - LINE 39 +LINE 40)	3,484,136.03
42 ENTITLEMENT GRANT	19,367,645.00
43 CURRENT YEAR PROGRAM INCOME	884,335.39
44 ADJUSTMENT TO COMPUTE TOTAL SUBJECT TO PA CAP	172,139.17
45 TOTAL SUBJECT TO PA CAP (SUM, LINES 42-44)	20,424,119.56
46 PERCENT FUNDS OBLIGATED FOR PA ACTIVITIES (LINE 41/LINE 45)	17.06%

**FY 2010-11 CAPER - Financial Summary**

**Part I: Summary of CDBG Resources**

<p><b>1 Unexpended CDBG Funds at End of Previous Program Year -</b></p> <hr/> <p>Number came from line #16 of the revised FY2009-10 CAPER. Includes prior year entitlement that remains as well as prior year program income reported as being received and still available (whether entered into IDIS or not)</p> <hr/>	<p><b>17,127,670.81</b></p>
<p><b>2 Entitlement Grant -</b></p> <hr/> <p>This amount came from the FY 2010-11 Action Plan (Application for Federal Assistance, page D-1, line 15a).</p> <hr/>	<p><b>19,367,645.00</b></p>
<p><b>3 Surplus Urban Renewal -</b></p> <hr/> <p>This line is not applicable for City during FY 2010-11.</p> <hr/>	<p><b>0.00</b></p>
<p><b>4 Section 108 Guaranteed Loan Funds -</b></p> <hr/> <p>No drawdowns of Section 108 funds during FY 2010-11.</p> <hr/>	<p><b>0.00</b></p>
<p><b>5 Current Year Program Income -</b></p> <hr/> <p>IDIS generated number. (all numbers below were "receipted" in IDIS during FY10-11)</p> <hr/> <p>City retained PI collected and receipted in IDIS during FY10-11</p> <hr/> <p style="text-align: right;">402,048.77</p> <hr/> <p>Section 108-Intown collected and receipted in IDIS during FY10-11</p> <hr/> <p style="text-align: right;">0.00</p> <hr/> <p>SDDC PI from FY2009-10 and FY 2010-11 receipted in IDIS during FY10-11</p> <hr/> <p style="text-align: right;">482,286.62</p> <hr/> <p style="text-align: right;">Total</p> <hr/> <p style="text-align: right;"><b>884,335.39</b></p>	<p><b>884,335.39</b></p>
<p><b>6 Returns -</b></p> <hr/> <p>Repayments to HUD during FY2010-11</p> <hr/>	<p><b>23,579.78</b></p>
<p><b>7 Adjustment to Compute Total Available -</b></p> <hr/> <p>An adjustment is needed to reconcile FY10-11 program income recognized by IDIS vs. actual receipts per AMS.</p> <hr/> <p>City retained PI collected in FY09-10, reported in 09-10 CAPER, receipted in IDIS after October 1, 2010</p> <hr/> <p style="text-align: right;">(46,986.64)</p> <hr/> <p>City retained PI collected in FY10-11, receipted in IDIS after October 1, 2011</p> <hr/> <p style="text-align: right;">104,605.91</p> <hr/> <p>SDDC retained PI collected in FY09-10, reported in 09-10 CAPER, receipted in IDIS after October 1, 2010</p> <hr/> <p style="text-align: right;">(65,477.81)</p> <hr/> <p>SDDC retained PI collected in FY10-11, receipted in IDIS after October 1, 2011</p> <hr/> <p style="text-align: right;">179,997.71</p> <hr/> <p>Adjustment to reconcile variance in FY10-11 LOCC Reconciliation. Variance due to rounding of dollar amounts.</p> <hr/> <p style="text-align: right;">Total</p> <hr/> <p style="text-align: right;"><b>172,139.17</b></p>	<p><b>172,139.17</b></p>

**8 Total Available** **37,575,370.15**  
Sum of line #1 to line #7.

**Part II: Summary of CDBG Expenditures**

**9 Disbursements Other Than Section 108 Repayments And Planning/Administration -** **18,420,842.11**  
IDIS generated number.

**10 Adjustments To Compute Total Amount Subject To Low/Mod Benefit -** **17,865.27**

Financial Status Report according to City's accounting system	21,118,998.02
Activity #10713 corrected an overdraw for #4900 which was drawn in a prior year.	(16,856.46)
Activity #10377 was over budget at the end of PY 2009. It was corrected in PY 10 which decreased our expenses but did not decrease our draws.	1,274.07
Expenses for Activities #10811 and #10370 include Retainage. This shows as an expense in reports but was not drawn.	(6,134.01)
Expenses for FY2009-10 that occurred during 13th accounting period, not included in FY2009-10 CAPER, not included in Financial Status Report, revisions made after 9/30/10	308,855.01
Less amount expended for Planning/Administration according to City's accounting system.	(3,471,892.94)
Less amount expended for Section 108 Repayments according to City's accounting system.	
Plus expenditures by sub-recipient (SDDC) that are not reflected in the City's accounting system (recorded in IDIS 1-11-11)	156,249.68
Plus expenditures by sub-recipient (SDDC) that are not reflected in the City's accounting system (recorded in IDIS 7-11-11)	140,506.27
Plus expenditures by sub-recipient (SDDC) that are not reflected in the City's accounting system (recorded in IDIS 10-4-11)	107,276.14
Plus expenditures by sub-recipient (SDDC) that are not reflected in the City's accounting system (recorded in IDIS 11-15-11)	43,634.77
Plus expenditures by sub-recipient (SDDC) that are not reflected in the City's accounting system (recorded in IDIS 12-20-11)	56,796.83
Amount subject to L/M Benefit	18,438,707.38
<u>Amount identified in Line #9 per IDIS.</u>	<u>18,420,842.11</u>

Amount of adjustment for Line #10 17,865.27

**11 Amount Subject to Low/Mod Benefit (Line 09 + Line 10)** **18,438,707.38**  
Line #9 + Line #10

**12 Disbursed in IDIS for Planning/Administration** **3,458,792.76**  
IDIS generated number.

**13 Disbursed in IDIS for Section 108 Repayments** **0.00**  
IDIS generated number.

**14 Adjustments to Compute Total Expenditures**

**13,100.18**

City's accounting system amount expended for Planning/Administration.	3,471,892.94
IDIS generated amount expended for Planning/Administration.	(3,458,792.76)
Amount (overstated)/understated by IDIS	13,100.18

City's accounting system amount expended for Section 108 Repayments.	0.00
IDIS generated amount expended for Section 108 Repayments	0.00
Amount (overstated)/understated by IDIS	0.00

Amount understated by IDIS for Planning/Administration	13,100.18
Amount overstated by IDIS for Section 108 Repayments	0.00
Amount of adjustment required	13,100.18

**15 Total Expenditures (Sum, Lines 11-14)**

**21,910,600.32**

Sum of Line #11 to Line #14	
-----------------------------	--

**16 Unexpended Balance (Line 08- Line 15)**

**15,664,769.83**

Line #8 minus Line #15.	
-------------------------	--

**Part III: LowMod Benefit This Reporting Period**

<b>17 Expended for Low/Mod Housing in Special Areas</b>		<b>0.00</b>
<hr/>		
IDIS generated number.		
<hr/>		
<b>18 Expended for Low/Mod Mutli-Unit Housing</b>		<b>695,431.00</b>
<hr/>		
Amount according to City's accounting system of expenditures for rental housing preservation projects.		
<hr/>		
<b>19 Disbursed for OtherLow/Mod Activities</b>		<b>18,420,842.11</b>
<hr/>		
IDIS generated number.		
<hr/>		
<b>20 Adjustment to Compute Total Low/Mod Credit</b>		<b>(677,565.73)</b>
<hr/>		
Amount from and documented above for Line #11.	18,438,707.38	
<hr/>		
Less: 'All activities reported in CAPER have national objective of LMA/LMC/LMJ except N2WIN Renovations activity #4673.	0.00	
<hr/>		
Less amount expended for Low/Mod Multi-Unit Housing from Line #18.	(695,431.00)	
<hr/>		
Less amount per IDIS on Line #19.	(18,420,842.11)	
<hr/>		
Amount of adjustment required.	(677,565.73)	
<hr/>		
<b>21 Total Low/Mod Credit (Sum, Lines 17-20 )</b>		<b>18,438,707.38</b>
<hr/>		
Sum of Line #17 to Line #20.		
<hr/>		
<b>22 Percent Low/Mod Credit (Line 21/Line 11)</b>		<b>100.00%</b>
<hr/>		
Calculation of Line #21 divided by Line #11.		
<hr/>		

**Part IV: Low/Mod Benefit For Multi-Year Certifications**

City of Dallas certifies LM benefit on an annual basis, not a multi-year basis; therefore, Line #23 to Line #26 are not applicable to City of Dallas.

<b>23 Program Year (PY) Covered in Certifications</b>		
<hr/>		
<b>Cumulative Net Expenditures Subject To Low/Mod Benefit</b>		
<b>24 Calculation</b>		<b>0.00</b>
<hr/>		
<b>25 Cumulative Expenditures Benefiting Low/Mod Persons</b>		<b>0.00</b>
<hr/>		
<b>26 Percent Benefit to Low/Mod Persons (Line 25 / Line 24)</b>		<b>0.00%</b>
<hr/>		

**Part V: Public Service (PS) CAP Calculations**

<b>27</b>	<b>Disbursed in IDIS for Public Services</b>		<b>2,750,837.18</b>
	IDIS generated number.		
<b>28</b>	<b>PS Unliquidated Obligations at End of Current Program Year</b>		<b>0.00</b>
	IDIS generated number.		
<b>29</b>	<b>PS Unliquidated Obligations at End of Previous Program Year</b>		<b>100,933.56</b>
	Amount of encumbered funds at the end of the previous program year.		
	Amount taken from FY2009-10 CAPER PS cap calculation attachment.		
<b>30</b>	<b>Adjustments to Compute Total PS Obligations</b>		<b>167,275.29</b>
	Amount of funds expended for Public Service activities according to City's accounting system	2,750,837.18	
	Public Service expenditures according to IDIS Line #27.	(2,750,837.18)	
	Current year unliquidated obligations per City's accounting system.	167,275.29	
	Amount of adjustment required	167,275.29	
<b>31</b>	<b>Total PS Obligations (Line 27 + Line 28 - Line 29 + Line 30 )</b>		<b>2,817,178.91</b>
	Sum of Line #27, #28, & #30 minus Line 29.		
<b>32</b>	<b>Entitlement Grant</b>		<b>19,367,645.00</b>
	Same as Line #2.		
<b>33</b>	<b>Prior Year Program Income</b>		<b>842,522.82</b>
	IDIS generated number.		
<b>34</b>	<b>Adjustment to Compute Total Subject to PS CAP</b>		<b>76,775.97</b>
	Amount of program income recorded in prior year CAPER PS cap calculation. Amount taken from FY2010-11 CAPER PS cap calculation attachment.		
	FY2009-10 Sub-recipient program income	524,882.58	
	FY2009-10 City retained program income	394,416.21	
	FY2009-10 Section 108 program income	0.00	
	Total prior year program income	919,298.79	
	Less amount generated per IDIS on Line #33.	(842,522.82)	
	Amount of adjustment required	76,775.97	
<b>35</b>	<b>Total Subject to PS Cap (Sum, Lines 32-34)</b>		<b>20,286,943.79</b>
	Sum of Line #32 to Line #34.		
<b>36</b>	<b>Percent Funds Obligated for PS Activites (Line 31/Line 35)</b>		<b>13.89%</b>
	Line #31 divided by Line #35.		

**Part VI: Planning And Administration ( PA ) CAP**

<b>37</b>	<b>Disbursed in IDIS for Planning/Administration</b>	<b>3,458,792.76</b>
	IDIS generated number.	
<b>38</b>	<b>PA Unliquidated Obligations at End of Current Program Year</b>	<b>0.00</b>
	IDIS generated number.	
<b>39</b>	<b>PA Unliquidated Obligations at End of Previous Program Year</b>	<b>23,030.95</b>
	Amount of encumbered funds at the end of the previous program year. Amount taken from FY2009-10 CAPER PA cap calculation attachment.	
<b>40</b>	<b>Adjustment to Compute Total PA Obligations</b>	<b>48,374.72</b>
	Amount of funds expended for Planning/Administration according to City's accounting system	3,471,892.94
	Planning/Administration expenditures according to IDIS line # 37	(3,458,792.76)
	Current year unliquidated obligations per City's accounting system	35,274.54
	Amount of adjustment required	48,374.72
<b>41</b>	<b>Total PA Obligations (Line 37+ Line 38 - Line 39 + Line 40)</b>	<b>3,484,136.53</b>
	Sum of Line #37, #38, & #40 minus Line 39.	
<b>42</b>	<b>Entitlement Grant</b>	<b>19,367,645.00</b>
	Same as Line #2.	
<b>43</b>	<b>Current Year Program Income</b>	<b>884,335.39</b>
	IDIS generated number.	
<b>44</b>	<b>Adjustment to Compute Total Subject to PA CAP</b>	<b>172,139.17</b>
	Same adjustment for current year program income as required and documented in Line #7 above.	
<b>45</b>	<b>Total Subject to PA CAP (Sum, Lines 42 - 44 )</b>	<b>20,424,119.56</b>
	Sum of Line #42 to Line #44.	
<b>46</b>	<b>Percent Funds Obligated for PA Activities (Line 41/Line 45)</b>	<b>17.06%</b>
	Calculation of Line #41 divided by Line #45.	



## City of Dallas

## PY 2010 CAPER

## Adjustments

5. Current Year Program Income

City Retained PI collected and receipted in IDIS in FY2010-11	402,048.77
Section 108 In-town PI collected and receipted in IDIS during FY2010-11	0.00
SDDC PI from FY 2009-10 and FY 2010-11 receipted in IDIS in FY2010-11	<u>482,286.62</u>
Total PI Received	<b>884,335.39</b>

7. Adjustment to Total Program Income Available

City retained PI collected in FY2009-10, reported in FY 2009-10 CAPER, receipted in IDIS after October 1, 2010	(46,986.64)
City retained PI collected in FY2010-11, receipted in IDIS after October 1, 2011	104,605.91
SDDC retained PI collected in FY2009-10, reported in FY 2009-10 CAPER, receipted in IDIS after October 1, 2010	(65,477.81)
SDDC retained PI collected FY2010-11, receipted in IDIS after October 1, 2011	179,997.71
Adjustment to reconcile variance in FY10-11 LOCC Reconciliation. Variance due to rounding of dollar amounts	<u>0.00</u>
Total Adjustment to Program Income Available	<b>172,139.17</b>

10. Adjustment to Compute Total Amount Subject to Low/Mod Benefit

Financial Status Report according to City' accounting system (see attached FSR)	21,118,998.02
Expenses for FY2009-10 that occurred during 13th accounting period (after the 12th period close reflected in FSR) and were not included in FY2009-10 CAPER. Draws for expenses were made after October 1, 2010.	308,855.01
Less amount expended for Planning/Administration according to City's accounting system.	(3,471,892.94)
Less amount expended for Section 108 Repayments according to City's accounting system.	0.00
Plus FY10-11 expenditures by sub-recipient (SDDC) that are not reflected in the City's accounting system	<u>460,828.92</u>
Amount subject to L/M Benefit	18,416,789.01
Disbursements Other than Section 108 Repayments and Planning/Administration per IDIS.	<u>18,420,842.11</u>
Adjustment to Compute Total Amount Subject to Low/Mod Benefit	<b>(4,053.10)</b>

## City of Dallas

**PY 2010 CAPER  
Adjustments, cont.**
14. Adjustment to Compute Total Expenditures

City's accounting system amount expended for Planning/Administration.	3,471,892.94
Less IDIS generated amount expended for Planning/Administration.	<u>(3,458,792.76)</u>
Amount understated by IDIS for Planning/Administration	13,100.18
City's accounting system amount expended for Section 108 Repayments.	0.00
Less IDIS generated amount expended for Section 108 Repayments.	<u>0.00</u>
Amount understated by IDIS for Section 108 Repayments	0.00
Adjustment to Compute Total Expenditures	<b>13,100.18</b>

20. Adjustment to Compute Total Low/Mod Credit

Amount Subject to Low/Mod Benefit (Line #11 Financial Summary).	18,438,707.38
Less: all activities reported in CAPER have a national objective of LMA/LMC/LMJ except N2WIN Renovations activity #4673	0.00
Less amount expended for Low/Mod Multi-Unit Housing per City's accounting system (Line #18 Financial Summary)	(695,431.00)
Less amount per IDIS (Line #19 Financial Summary)	<u>(18,420,842.11)</u>
Adjustment to Compute Total Low/Mod Credit	<b>(677,565.73)</b>

30. Adjustment to Compute Total PS Obligations

Amount of funds expended for Public Service activities according to City's accounting system	2,750,837.18
Less amount for PS expenditures per IDIS (Line #27 Financial Summary)	(2,750,837.18)
Current year unliquidated obligations per City's accounting system.	<u>167,275.29</u>
Adjustment to Compute Total PS Obligations	<b>167,275.29</b>

## City of Dallas

**PY 2010 CAPER  
Adjustments, cont.**

34. <u>Adjustment to Compute Total Subject to PS Cap</u>	
FY 2009-10 Sub-recipient program income	524,882.58
FY 2009-10 City retained program income	394,416.21
FY 2009-10 Section 108 program income	<u>0.00</u>
Total prior year program income	919,298.79
Less amount generated per IDIS (Line #33 Financial Summary)	<u>(842,522.82)</u>
Adjustment to Compute Total Subject to PS Cap	<b>76,775.97</b>
40. <u>Adjustment to Compute Total PA Obligations</u>	
City's accounting system amount expended for Planning/Administration.	3,471,892.94
Less amount for PA expenditures per IDIS (Line #37 Financial Summary)	(3,458,792.76)
Current year unliquidated obligations per City's accounting system.	<u>35,274.54</u>
Adjustment to Compute Total PA Obligations	<b>48,374.72</b>
44. <u>Adjustment to Compute Total Subject to PA Cap</u>	
Current year program income adjustment (Line #7 Financial Summary)	<u>172,139.17</u>
Adjustment to Compute Total Subject to PA Cap	<b>172,139.17</b>

## City of Dallas LOCCS Reconciliation - PY 2010

<b>Unexpended CDBG Funds (from line 16)</b>		<b>15,664,769.83</b>
<b>LOC Balance as of 9/30/11</b>		
CDBG Entitlement	18,312,423.27	
<b>LOC Balance</b>	<b>18,312,423.27</b>	<b>18,312,423.27</b>
<b>Plus: Cash on Hand</b>		
City CDBG Program Income as of 9/30/11 - Cash with Treasury (city) for CDBG program income funds (excludes negative balance for CD project funds since negative cash balance should be reflective of cash due to the funds for project expenses that occurred prior to 10/1/11)	104,605.91	
Revolving Fund Cash Balance - Income received by SDDC and shown in IDIS balance on 9/30/11, but not included in LOC balance	456,300.25	
<b>Total Cash on Hand</b>		<b>560,906.16</b>
<b>Less: Liabilities</b>		
Draws made after 9/30/11 marked as prior year draws for expenses reported in the FY2010-11 CAPER*	(3,208,559.30)	
<b>Total Liabilities</b>		<b>(3,208,559.30)</b>
<b>LOC + Cash on Hand - Liabilities</b>		<b>15,664,770.13</b>
<b>Adjusted (LOC + Cash on Hand - Liabilities)</b>		<b>15,664,770.13</b>
<b>Unreconcilable Variance in FY 2010-11 CAPER</b>		<b>(0.30)</b>

## City of Dallas Unprogrammed Funds Calculation - PY 2010

<b>Amount of funds available during the reporting period</b>		<b>37,575,370.15</b>
From Line #8 of CAPER		
<b>Income expected but not yet realized</b>		<b>0.00</b>
Program Income budgeted to receive during FY2010-11	(385,000.00)	
Program Income actually received during FY2010-11	459,668.04	
Section 108 transfer from General Fund not required therefore not realized	0.00	
Variance - Reported in CAPER and included in Line #8 as shown above	74,668.04	
<b>Sub-total</b>		<b>37,575,370.15</b>
<b>Less total budgeted amount</b>		<b>36,880,315.81</b>
FY2010-11 Adopted CDBG Budget	22,806,408.00	
Less: Reprogrammed funds adopted with FY2010-11 Budget and RL projected PI	(3,053,763.00)	
Prior Year Unspent Funds (FY2009-10 & Prior) - from Line #1 of CAPER	17,127,670.81	
Total	36,880,315.81	
<b>Unprogrammed balance</b>		<b>695,054.34</b>

Any funds that are currently "unprogrammed" will be included in future budget processes including citizen input, Community Development Commission input and adoption by the City Council for a specified purpose.

*This page intentionally left blank.*

## 3d) FINANCIAL STATUS REPORT

*This page intentionally left blank.*



**2010 CAPER, CITY OF DALLAS  
COMMUNITY DEVELOPMENT BLOCK GRANT SPENDING DETAIL  
DETAILED BY HUD'S ACTIVITY/CITY'S ACCOUNT**

City of Dallas				HUD			1	2	3	4	5	6 (1-4-5=6)
#	Dept	Fund	Unit	Activity No.	Matrix Code	Project Activity	Budget	September 2010 13th Period Expenses	Fiscal YTD Expenditures	ITD Expenditures	Obligated / Under Contract	Unobligated / Not Under Contract
<b>City Attorney</b>												
1	ATT	CD09	602B	10385	05	Offender Re-Entry Program (ATT)	\$71,956	\$0	\$0	\$71,956	\$0	\$0
2	ATT	CD09	601B	10383	05H	South Dallas/ Fair Park Community Court	\$327,157	\$27,001	\$2,455	\$327,157	\$0	\$0
3	ATT	CD10	401C	10945	05H	South Dallas/Fair Park Community Court	\$295,053	\$0	\$277,130	\$277,130	\$245	\$17,678
4	ATT	CD10	402C	10946	05H	South Oak Cliff Community Court	\$109,815	\$0	\$47,656	\$47,656	\$15,153	\$47,005
5	ATT	CD10	403C	10947	05H	West Dallas Community Court	\$222,029	\$0	\$153,529	\$153,529	\$0	\$68,500
<b>Total City Attorney</b>							\$1,026,010	\$27,001	\$480,770	\$877,428	\$15,399	\$133,184
<b>City Auditor</b>												
6	AUD	CD10	404C	10973	21A	Contract Compliance Monitoring	\$681,618	\$0	\$595,826	\$595,826	\$1,487	\$84,305
7	AUD	CD09	603B	10347	21A	Grant Compliance	\$707,083	\$0	\$64	\$707,083	\$0	\$0
<b>Total City Auditor</b>							\$1,388,701	\$0	\$595,890	\$1,302,909	\$1,487	\$84,305
<b>Code Compliance</b>												
8	CCS	CD10	406C	10967	15	Code Community Prosecution Program	\$283,971	\$0	\$252,906	\$252,906	\$260	\$30,805
9	CCS	CD09	605B	10376	15	Community Prosecution Program	\$253,096	\$0	\$10,298	\$253,096	\$0	\$0
10	CCS	CD08	263A	9884	15	Community Prosecution Program - CCS	\$245,976	\$0	\$0	\$245,976	\$0	\$0
11	CCS	CD09	604B	10395	15	Dedicated SAFE II Expansion Code Inspection- CCS	\$55,857	\$0	\$30,000	\$55,856	\$0	\$1
12	CCS	CD10	405C	10961	15	Dedicated SAFE II Expansion Code Inspection-CCS	\$40,000	\$0	\$40,000	\$40,000	\$0	\$0
13	CCS	CD09	606B	10396	15	Neighborhood Investment / Program Code Compliance	\$348,146	\$0	\$2,006	\$348,146	\$0	\$0
14	CCS	CD10	407C	10966	15	Neighborhood Investment Program	\$518,907	\$0	\$393,392	\$393,392	\$190	\$125,325
15	CCS	CD07	2843	9374	08	Relocation Assistance	\$520,679	\$0	\$0	\$520,679	\$0	\$0
<b>Total Code Compliance</b>							\$2,266,631	\$0	\$728,601	\$2,110,049	\$450	\$156,131
<b>Dallas Fire Department</b>												
16	DFD	CD09	609B	10378	15	Dedicated SAFE II Expansion Code Inspection- DFD	\$73,130	\$0	\$0	\$73,130	\$0	\$0
17	DFD	CD10	410C	10964	15	Dedicated SAFE II Expansion Code Inspection-DFD	\$98,550	\$0	\$79,244	\$79,244	\$0	\$19,306
<b>Total Dallas Fire Department</b>							\$171,680	\$0	\$79,244	\$152,374	\$0	\$19,306
<b>Dallas Police Dept</b>												
18	DPD	CD10	437C	10893	05A	City Crisis Assistance	\$267,143	\$0	\$240,622	\$240,622	\$0	\$26,521
19	DPD	CD09	626B	10531	05	Crisis Assistance	\$236,396	\$239	\$8,033	\$236,396	\$0	\$0
20	DPD	CD09	610B	10368	15	Dedicated SAFE II Expansion Code Inspection-DPD	\$105,112	(\$2,238)	\$10,386	\$104,602	\$255	\$255
21	DPD	CD10	411C	10965	15	Dedicated SAFE II Expansion Code Inspection-DPD	\$124,710	\$0	\$87,950	\$87,950	\$506	\$36,254
<b>Total Dallas Police Dept</b>							\$733,361	(\$2,000)	\$346,991	\$669,571	\$761	\$63,030

**2010 CAPER, CITY OF DALLAS  
COMMUNITY DEVELOPMENT BLOCK GRANT SPENDING DETAIL  
DETAILED BY HUD'S ACTIVITY/CITY'S ACCOUNT**

City of Dallas				HUD		1	2	3	4	5	6 (1-4-5=6)	
#	Dept	Fund	Unit	Activity No.	Matrix Code	Project Activity	Budget	September 2010 13th Period Expenses	Fiscal YTD Expenditures	ITD Expenditures	Obligated / Under Contract	Unobligated / Not Under Contract
<b>Environmental &amp; Health Service</b>												
22	EHS	CD07	2858	9301	05D	Adolescent Health Services Program	\$41,651	\$0	\$0	\$41,651	\$0	\$0
23	EHS	OCD6	5877	2804	03M	E's Haven Academy Renovation and Expansion	\$50,000	\$0	\$0	\$44,048	\$5,952	\$0
24	EHS	OCD7	0842	3065	03M	E's Haven Academy Renovation and Expansion	\$100,000	\$0	\$12,084	\$73,652	\$26,348	\$0
<b>Total Environmental &amp; Health Service</b>							\$191,651	\$0	\$12,084	\$159,351	\$32,300	\$0

**2010 CAPER, CITY OF DALLAS  
COMMUNITY DEVELOPMENT BLOCK GRANT SPENDING DETAIL  
DETAILED BY HUD'S ACTIVITY/CITY'S ACCOUNT**

City of Dallas				HUD			1	2	3	4	5	6 (1-4-5=6)
#	Dept	Fund	Unit	Activity No.	Matrix Code	Project Activity	Budget	September 2010 13th Period Expenses	Fiscal YTD Expenditures	ITD Expenditures	Obligated / Under Contract	Unobligated / Not Under Contract
<b>Housing/Community Services</b>												
25	HOU	CD10	433C	10892	05F	Adolescent Substance Abuse-Inpatient	\$65,000	\$0	\$64,680	\$64,680	\$320	\$0
26	HOU	05RP	3999	8498	14A	Basic Home Repair Program	\$2,128,392	\$0	\$166	\$2,128,392	\$0	\$0
27	HOU	CD06	3960	8497	14A	Basic Home Repair Program	\$1,859,201	\$0	\$0	\$1,859,201	\$0	\$0
28	HOU	09R1	631B	10721	08	Bexar Street Mixed-Used Project	\$475,800	\$0	\$91,133	\$257,580	\$0	\$218,220
29	HOU	04R3	3401	9017	17A	Bexar Street Mixed-Used Site Development	\$350,000	\$91,397	\$88,652	\$350,000	\$0	\$0
30	HOU	03R2	481C	6189	18A	Business Development Program	\$350,000	\$0	\$49,319	\$49,319	\$96,500	\$204,181
31	HOU	0R04	482C	7018	18A	Business Development Program	\$317,351	\$0	\$0	\$0	\$0	\$317,351
32	HOU	0R00	483C	11244	18A	Business Incentive Program	\$180,813	\$0	\$0	\$0	\$0	\$180,813
33	HOU	CD10	434C	0	05L	Child Care Service Program	\$228,000	\$0	\$228,000	\$228,000	\$0	\$0
34	HOU	CD09	623B	0	05L	Child Care Services Programs	\$228,000	\$10,897	\$0	\$216,046	\$0	\$11,954
35	HOU	CD09	624B	10355	05I	City Child Care Services	\$325,000	\$1,008	\$16,618	\$325,000	\$0	\$0
36	HOU	CD10	435C	10889	05L	City Child Care Services	\$326,514	\$0	\$315,340	\$315,340	\$10,773	\$402
37	HOU	CD09	627B	10361	05A	City of Senior Affairs	\$154,885	\$143	\$1,254	\$154,885	\$0	\$0
38	HOU	CD10	438C	10894	05A	City Office of Senior Affairs	\$165,347	\$0	\$155,951	\$155,951	\$2,190	\$7,206
39	HOU	CD10	439C	10979	05M	Clinical Dental Care Program	\$200,000	\$0	\$200,000	\$200,000	\$0	\$0
40	HOU	CD09	648B	10532	12	Community Based Development Organization (CBDO)	\$700,000	\$0	\$155,975	\$292,079	\$407,921	\$0
41	HOU	CD10	430C	10955	12	Community Based Development Organization (CBDO)	\$700,000	\$0	\$0	\$0	\$200,000	\$500,000
42	HOU	CD09	625B	10398	05A	Geriatric Health Services	\$129,677	\$0	\$0	\$116,760	\$0	\$12,917
43	HOU	CD10	436C	10984	05A	Geriatric Health Services	\$129,677	\$0	\$42,270	\$42,270	\$87,407	\$0
44	HOU	CD09	630B	10377	21A	Health Contract Monitoring	\$433,278	\$473	(\$1,747)	\$433,278	\$0	\$0
45	HOU	CD06	3956	8496	14H	Housing Assistance Support	\$1,670,127	\$0	\$0	\$1,670,127	\$0	\$0
46	HOU	CD09	640B	10380	14H	Housing Assistance Support	\$1,817,403	\$10,802	(\$15,354)	\$1,817,403	\$0	\$0
47	HOU	CD10	424C	10956	14H	Housing Assistance Support	\$1,721,943	\$0	\$1,655,116	\$1,655,116	\$66,215	\$612
48	HOU	CD08	299A	9874	14H	Housing Development Support	\$1,011,890	\$0	\$0	\$1,011,762	\$0	\$128
49	HOU	CD09	641B	10382	14H	Housing Development Support	\$1,017,323	\$5,705	\$96,201	\$1,017,323	\$0	\$0
50	HOU	CD10	425C	10953	14H	Housing Development Support	\$1,058,540	\$0	\$960,081	\$960,081	\$1,183	\$97,276
51	HOU	CD09	642B	10354	21A	Housing Management Support (P/PO)	\$857,440	\$0	(\$105)	\$857,440	\$0	\$0
52	HOU	CD10	426C	10975	21A	Housing Management Support (P/PO)	\$838,183	\$0	\$806,885	\$806,885	\$435	\$30,864
53	HOU	06R2	8675	9600	13	Housing Services Program	\$100,000	\$0	\$39,731	\$99,147	\$853	\$0
54	HOU	CD08	303A	9876	13	Housing Services Program	\$100,000	\$0	\$24,212	\$84,478	\$14,621	\$901
55	HOU	CD09	646B	10381	13	Housing Services Program	\$100,000	\$0P	\$63,279	\$66,024	\$33,976	\$0

**2010 CAPER, CITY OF DALLAS  
COMMUNITY DEVELOPMENT BLOCK GRANT SPENDING DETAIL  
DETAILED BY HUD'S ACTIVITY/CITY'S ACCOUNT**

City of Dallas				HUD			1	2	3	4	5	6 (1-4-5=6)
#	Dept	Fund	Unit	Activity No.	Matrix Code	Project Activity	Budget	September 2010 13th Period Expenses	Fiscal YTD Expenditures	ITD Expenditures	Obligated / Under Contract	Unobligated / Not Under Contract
<b>Housing/Community Services</b>												
56	HOU	CD10	441C	10974	21A	Housing/Community Services-Contract Monitoring (P/PO)	\$786,865	\$0	\$686,200	\$686,200	\$911	\$99,754
57	HOU	CD07	2895	9360	14A	Major Systems Repair Program	\$1,231,225	\$0	\$16,304	\$1,226,160	\$0	\$5,065
58	HOU	CD08	302A	9879	14A	Major Systems Repair Program	\$1,230,000	\$0	\$11,402	\$1,209,017	\$15,161	\$5,822
59	HOU	CD09	645B	10365	14A	Major Systems Repair Program	\$1,498,372	\$15,064	\$383,044	\$1,477,880	\$650	\$19,842
60	HOU	CD10	428C	10957	14A	Major Systems Repair Program	\$1,501,500	\$0	\$1,074,515	\$1,074,515	\$222,436	\$204,548
61	HOU	CD10	427C	11023	13	Mortgage Assistance Program	\$1,585,707	\$0	\$1,158,744	\$1,158,744	\$426,963	\$0
62	HOU	CD09	644B	10393	14A	Mortgage Assistance Program (Minor Repair)	\$300,000	\$0	\$190,472	\$300,000	\$0	\$0
63	HOU	09RP	477C	10810	13	Mortgage Assistance Program Reprogram	\$1,453,763	\$0	\$1,435,263	\$1,453,763	\$0	\$0
64	HOU	CD04	2658	7036	03	Neighborhood Investment Prog-Projects TBD	\$1,318,575	\$0	\$668	\$1,318,575	\$0	\$0
65	HOU	06R2	8674	9599	03K	NEP-Neighborhood Enhancement Program	\$180,000	\$0	\$34,410	\$164,344	\$15,656	\$0
66	HOU	CD08	306A	9852	03	NEP-Neighborhood Enhancement Program	\$250,000	\$5,817	\$24,890	\$115,952	\$4,570	\$129,478
67	HOU	CD09	647B	10370	03	NEP-Neighborhood Enhancement Program	\$280,000	\$0	\$92,093	\$125,196	\$0	\$154,804
68	HOU	CD10	429C	10970	3	NEP-Neighborhood Enhancement Program	\$150,000	\$0	\$34,737	\$34,737	\$15,161	\$100,102
69	HOU	06R2	8676	9771	03K	NIP-Neighborhood Investment Program-Infrastructure	\$925,000	\$0	\$101,326	\$483,757	\$194,408	\$246,835
70	HOU	08RP	682B	10397	03	NIP-Neighborhood Investment Program-Infrastructure	\$1,494,154	\$0	\$14,145	\$976,371	\$36,047	\$481,736
71	HOU	10RP	701D	11147	03	NIP-Neighborhood Investment Program-Infrastructure	\$1,719,511	\$0	\$0	\$0	\$0	\$1,719,511
72	HOU	CD08	307A	9856	03	NIP-Neighborhood Investment Program-Infrastructure	\$678,971	\$0	\$81,195	\$550,775	\$105,379	\$22,817
73	HOU	CD09	650B	10516	03	NIP-Neighborhood Investment Program-Infrastructure	\$210,217	\$9,533	\$31,455	\$67,821	\$142,396	\$0
74	HOU	CD10	432C	11022	3	NIP-Neighborhood Investment Program-Infrastructure	\$1,764,924	\$0	\$0	\$0	\$0	\$1,764,924
75	HOU	03R3	2574	6209	03	NIP-Neighborhood Investment Program-Public Improvement	\$1,639,187	\$0	\$0	\$1,637,455	\$0	\$1,732
76	HOU	CD04	2657	7022	03	NIP-Neighborhood Investment Program-Public Improvement	\$2,804,225	\$0	\$25,306	\$2,801,870	\$0	\$2,355
77	HOU	CD05	4371	7774	03	NIP-Neighborhood Investment Program-Public Improvement	\$1,500,000	\$10,896	\$1,904	\$1,499,370	\$0	\$630
78	HOU	CD06	3963	8501	03	NIP-Neighborhood Investment Program-Public Improvement	\$1,000,000	\$0	\$0	\$999,182	\$0	\$818
79	HOU	09RP	400C	10811	03	NIP-Neighborhood Investment Program-Reprogram	\$1,000,000	\$60,899	\$657,311	\$718,896	\$0	\$281,104
80	HOU	CD10	440C	10899	5	Offender Re-Entry Program	\$130,054	\$0	\$71,681	\$71,681	\$11,323	\$47,050
81	HOU	CD09	629B	10363	05	Offender Re-Entry Program (HOU)	\$110,999	\$3,506	\$1,659	\$110,999	\$0	\$0
82	HOU	CD10	442C	10944	5	Parenting and Early Childhood Development	\$25,000	\$0	\$25,000	\$25,000	\$0	\$0
83	HOU	08R2	342A	10050	14A	People Helping People	\$518,880	(\$226,309)	\$304,966	\$518,880	\$0	\$0
84	HOU	CD09	649B	10367	14a	People Helping People- Volunteer Home Repair	\$1,153,444	\$231,148	(\$162,819)	\$572,015	\$22,131	\$559,299
85	HOU	CD10	431C	10960	14A	People Helping People- Volunteer Home Repair	\$1,242,127	\$0	\$698,422	\$698,422	\$98,350	\$445,354
86	HOU	06RP	3230	9267	14A	Reconstruction/SHARE Program	\$1,102,661	\$0	\$87,580	\$1,102,661	\$0	\$0

**2010 CAPER, CITY OF DALLAS  
COMMUNITY DEVELOPMENT BLOCK GRANT SPENDING DETAIL  
DETAILED BY HUD'S ACTIVITY/CITY'S ACCOUNT**

City of Dallas				HUD			1	2	3	4	5	6 (1-4-5=6)
#	Dept	Fund	Unit	Activity No.	Matrix Code	Project Activity	Budget	September 2010 13th Period Expenses	Fiscal YTD Expenditures	ITD Expenditures	Obligated / Under Contract	Unobligated / Not Under Contract
<b>Housing/Community Services</b>												
87	HOU	07RP	305A	9883	14A	Reconstruction/SHARE Program	\$1,314,346	\$0	\$1,640	\$1,178,490	\$135,642	\$214
88	HOU	08R3	377A	10174	14A	Reconstruction/SHARE Program	\$19,393	\$0	\$2,596	\$19,393	\$0	\$0
89	HOU	08R3	378A	10175	14A	Reconstruction/SHARE Program	\$335,554	\$0	\$49,050	\$323,446	\$0	\$12,109
90	HOU	09R1	653B	10713	14A	Reconstruction/SHARE Program	\$1,474,200	\$0	\$1,151,650	\$1,151,650	\$322,550	\$0
91	HOU	CD07	2894	9359	14A	Reconstruction/SHARE Program	\$3,282,894	\$0	\$72,620	\$3,202,413	\$0	\$80,481
92	HOU	CD08	304A	9882	14A	Reconstruction/SHARE Program	\$2,281,740	\$0	\$1,319,383	\$1,930,066	\$351,674	\$0
93	HOU	CD02	2346	5582	01	Residential Development Acq Loan Program	\$900,000	\$0	\$31,614	\$900,000	\$0	\$0
94	HOU	CD05	4363	7730	01	Residential Development Acquisition Loan Program	\$1,000,000	\$0	\$0	\$890,465	\$109,535	\$0
95	HOU	CD06	3955	8495	01	Residential Development Acquisition Loan Program	\$650,000	\$0	\$0	\$350,000	\$300,000	\$0
96	HOU	CD08	297A	9877	01	Residential Development Acquisition Loan Program	\$825,000	\$0	\$19,459	\$575,329	\$15,886	\$233,785
97	HOU	CD09	639B	10514	01	Residential Development Acquisition Loan Program	\$960,000	\$0	\$701,231	\$701,231	\$154,569	\$104,200
98	HOU	CD10	423C	10954	1	Residential Development Acquisition Loan Program	\$1,000,000	\$0	\$0	\$0	\$0	\$1,000,000
99	HOU	CD09	633B	0	05A	Senior Services Program	\$85,000	\$0	\$0	\$84,375	\$0	\$625
100	HOU	CD10	443C	0	05A	Senior Services Program	\$85,000	\$0	\$82,550	\$82,550	\$2,450	\$0
101	HOU	CD08	296A	9880	14A	South Dallas/Fair Park Major Systems Repair Program	\$58,578	\$0	\$0	\$58,578	\$0	\$0
102	HOU	CD09	638B	10394	14A	South Dallas/Fair Park Major Systems Repair Program	\$100,000	\$0	\$24,600	\$24,600	\$0	\$75,400
103	HOU	CD10	422C	10958	14A	South Dallas/Fair Park Major Systems Repair Program	\$100,000	\$0	\$0	\$0	\$0	\$100,000
104	HOU	06R1	4464	9015	17A	Southern Sector Housing & Economic Development	\$1,350,000	\$0	\$0	\$1,207,374	\$89,316	\$53,310
105	HOU	06R2	4468	9245	17A	Southern Sector Housing & Economic Development	\$1,138,732	\$0	\$128,496	\$1,116,711	\$121	\$21,901
106	HOU	CD09	634B	10362	05D	Teen Violence Outreach	\$31,000	\$0	\$0	\$31,000	\$0	\$0
107	HOU	CD10	444C	10898	05Q	Teen Violence-Victim Outreach	\$31,000	\$0	\$31,000	\$31,000	\$0	\$0
108	HOU	CD09	635B	10386	05Q	Temporary Housing	\$14,296	\$0	\$0	\$14,296	\$0	\$0
109	HOU	CD10	445C	10950	05B	Training and Employment for Adults with Disabilities	\$30,000	\$0	\$30,000	\$30,000	\$0	\$0
110	HOU	CD10	446C	10951	05I	Women's Outreach Program	\$26,683	\$0	\$26,117	\$26,117	\$566	\$0
<b>Total Housing/Community Services</b>							\$67,618,561	\$230,978	\$15,791,536	\$54,343,889	\$3,716,243	\$9,558,429
<b>Library</b>												
111	LIB	CD10	447C	10948	05D	Literacy Program	\$18,000	\$0	\$0	\$0	\$0	\$18,000
<b>Total Library</b>							\$18,000	\$0	\$0	\$0	\$0	\$18,000

**2010 CAPER, CITY OF DALLAS  
COMMUNITY DEVELOPMENT BLOCK GRANT SPENDING DETAIL  
DETAILED BY HUD'S ACTIVITY/CITY'S ACCOUNT**

City of Dallas				HUD			1	2	3	4	5	6 (1-4-5=6)
#	Dept	Fund	Unit	Activity No.	Matrix Code	Project Activity	Budget	September 2010 13th Period Expenses	Fiscal YTD Expenditures	ITD Expenditures	Obligated / Under Contract	Unobligated / Not Under Contract
<b>Management Services</b>												
112	MGT	CD10	448C	10971	21D	Fair Housing Enforcement	\$497,199	\$0	\$493,792	\$493,792	\$665	\$2,742
113	MGT	CD09	637B	10373	21D	Management Services (FHO)	\$551,293	\$3,598	(\$453)	\$551,293	\$0	\$0
<b>Total Management Services</b>							\$1,048,492	\$3,598	\$493,339	\$1,045,085	\$665	\$2,742
<b>Office Of Cultural Affairs</b>												
114	OCA	CD10	449C	10882	05D	African American Museum Youth Enrichment Program	\$46,000	\$0	\$46,000	\$46,000	\$0	\$0
115	OCA	CD10	450C	10890	05D	Arts Education Program	\$21,000	\$0	\$21,000	\$21,000	\$0	\$0
<b>Total Office Of Cultural Affairs</b>							\$67,000	\$0	\$67,000	\$67,000	\$0	\$0
<b>Office Of Economic Development</b>												
116	ECO	CD08	271A	9984	18C	BAC #2 Inncercity Community Development Corporation	\$73,664	\$0	\$0	\$73,664	\$0	\$0
117	ECO	CD09	612B	10357	18C	BAC#1 Greater Dallas Hispanic Chamber of Commer (GDH)	\$80,000	\$6,460	\$14,885	\$80,000	\$0	\$0
118	ECO	CD10	413C	10991	18C	BAC#1 Maple Ave Greater Dallas Hispanic Chamber	\$80,000	\$0	\$59,124	\$59,124	\$20,876	\$0
119	ECO	CD09	613B	10359	18C	BAC#2 Inncercity Community Development Corporation	\$80,000	\$0	\$9,682	\$79,784	\$0	\$216
120	ECO	CD10	414C	10992	18C	BAC#2 Inncercity Community Development Corporation	\$80,000	\$0	\$74,156	\$74,156	\$5,844	\$0
121	ECO	CD09	614B	10360	18c	BAC#3 Greater Dallas Hispanic Chamber of Commerce	\$80,000	\$0	\$3,967	\$80,000	\$0	\$0
122	ECO	CD10	415C	10993	18C	BAC#3 Singleton Blvd Greater Dallas Hispanic Chamber	\$80,000	\$0	\$56,240	\$56,240	\$23,760	\$0
123	ECO	CD09	615B	10366	18C	BAC#4 - Greater Dallas Hispanic Chamber of Commerce	\$80,000	\$6,849	\$0	\$80,000	\$0	\$0
124	ECO	CD10	416C	10994	18C	BAC#4 Zang Blvd Greater Dallas Hispanic Chamber	\$80,000	\$0	\$55,618	\$55,618	\$24,382	\$0
125	ECO	CD10	417C	10995	18C	BAC#5 MBA Consultants	\$80,000	\$0	\$80,000	\$80,000	\$0	\$0
126	ECO	CD09	617B	10372	18C	BAC#6 Greater Dallas Asian American Chamber of Commer	\$80,000	\$13,915	\$7,114	\$79,308	\$0	\$692
127	ECO	CD10	418C	10996	18C	BAC#6 Mutli-Ethic Eduction & Economic Dev	\$80,000	\$0	\$80,000	\$80,000	\$0	\$0
128	ECO	CD09	618B	10374	18C	BAC#7 Hispanic Contractors	\$80,000	\$16,611	\$0	\$80,000	\$0	\$0
129	ECO	CD10	419C	10997	18C	BAC#7 Hispanic Contractors	\$80,000	\$0	\$70,275	\$70,275	\$9,725	\$0
130	ECO	CD10	420C	10998	18C	BAC#8 Indo-American Chamber of Commerce	\$80,000	\$0	\$43,873	\$43,873	\$36,127	\$0
131	ECO	CD02	2307	5591	17A	Bexar Street Retail Development Project	\$714,000	\$0	\$142,691	\$714,000	\$0	\$0
132	ECO	CD09	621B	10350	21A	Economic Development (P/PO)	\$91,389	\$0	\$1,194	\$91,389	\$0	\$0
133	ECO	CD10	421C	10977	21A	Economic Development Program Oversight (P/PO)	\$283,986	\$0	\$151,394	\$151,394	\$35	\$132,557
134	ECO	OR00	5496	4900	18B	Fair Park Commercial Corridor Demo Program	\$25,000	\$0	\$0	\$25,000	\$0	\$0
135	ECO	08R3	346A	11000	03E	MLK Blvd Business Façade/Revitalization Program	\$92,522	\$0	\$0	\$0	\$0	\$92,522
136	ECO	CD05	4336	8111	18A	SDDC Revolving Loan	\$566,000	\$0	\$24,614	\$566,000	\$0	\$0
137	ECO	CD09	620B	10513	05	Small Business Development Training & Mentoring	\$40,000	\$0	\$27,312	\$39,597	\$403	\$0
<b>Total Office Of Economic Development</b>							\$3,006,561	\$43,835	\$902,139	\$2,659,423	\$121,152	\$225,987

**2010 CAPER, CITY OF DALLAS  
COMMUNITY DEVELOPMENT BLOCK GRANT SPENDING DETAIL  
DETAILED BY HUD'S ACTIVITY/CITY'S ACCOUNT**

City of Dallas				HUD			1	2	3	4	5	6 (1-4-5=6)
#	Dept	Fund	Unit	Activity No.	Matrix Code	Project Activity	Budget	September 2010 13th Period Expenses	Fiscal YTD Expenditures	ITD Expenditures	Obligated / Under Contract	Unobligated / Not Under Contract
<b>Office of Financial Services</b>												
138	BMS	CD09	636B	10353	21A	Citizen Participation & CDC Support	\$713,841	\$192	\$25,969	\$713,841	\$0	\$0
139	BMS	CD10	451C	10972	21A	Citizen Participation/CDC Support/HUD Oversight	\$735,739	\$0	\$582,466	\$582,466	\$31,741	\$121,532
140	BMS	CD05	0373	0	0	FY 05-06 Funds Reprogrammed	\$62	\$0	\$0	\$0	\$0	\$62
141	BMS	CD08	410A	0	0	FY 08-09 Funds Reprogrammed	\$4,637	\$0	\$0	\$0	\$0	\$4,637
<b>Total Office of Financial Services</b>							\$1,454,279	\$192	\$608,435	\$1,296,307	\$31,741	\$126,231
<b>Park &amp; Recreation</b>												
142	PKR	CD09	654B	10346	05D	After-School/Summer Outreach Program - Community Cente	\$104,815	\$0	\$5,873	\$104,815	\$0	\$0
143	PKR	CD10	452C	10962	05D	After-School/Summer Outreach Program - Elem School Site	\$458,940	\$0	\$430,790	\$430,790	\$27,286	\$865
144	PKR	CD10	453C	10963	05D	After-School/Summer Outreach Program -Community Cente	\$83,852	\$0	\$77,973	\$77,973	\$5,879	\$0
145	PKR	CD09	653B	10388	05D	After-School/Summer Outreach Program -Elementary Schoo	\$437,977	\$4,617	\$6,310	\$437,977	\$0	\$0
146	PKR	CD00	CD53	4674	03F	Arcadia Park	\$139,225	\$0	\$0	\$138,887	\$0	\$338
147	PKR	CD09	681B	10351	03	Ferguson Park Trail Improvement	\$125,000	\$0	\$12,671	\$123,966	\$0	\$1,034
148	PKR	CD09	656B	10356	21A	Parks and Recreation (P/PO)	\$64,521	\$0	\$513	\$64,521	\$0	\$0
149	PKR	CD10	456C	10978	21A	Parks and Recreation Program Oversight (P/PO)	\$70,698	\$0	\$68,117	\$68,117	\$0	\$2,581
150	PKR	CD09	655B	10387	05D	Summer Youth Program	\$56,131	\$0	\$1,163	\$56,131	\$0	\$0
151	PKR	CD10	454C	10891	05D	Summer Youth Program	\$56,142	\$0	\$52,862	\$52,862	\$3,280	\$0
152	PKR	CD10	455C	10949	05D	Youth Enterpreneurial After-School Program	\$12,600	\$0	\$12,600	\$12,600	\$0	\$0
<b>Total Park &amp; Recreation</b>							\$1,609,901	\$4,617	\$668,872	\$1,568,639	\$36,445	\$4,817
<b>Public Works &amp; Transporation</b>												
153	PBW	CD09	657B	10371	03L	Neighborhood Street Improvement Petition Grant	\$65,000	\$634	\$41,445	\$43,473	\$0	\$21,527
154	PBW	CD10	457C	10969	03L	Neighborhood Street Improvement Petition Grant	\$50,000	\$0	\$0	\$0	\$0	\$50,000
155	PBW	07RP	315A	9855	03K	Sidewalk Improvement Program	\$119,253	\$0	\$8,130	\$119,253	\$0	\$0
156	PBW	08R3	376A	10113	03K	Sidewalk Improvement Program	\$116,731	\$0	\$70,939	\$71,433	\$783	\$44,515
157	PBW	CD05	4376	7770	03K	Sidewalk Improvement Program	\$139,072	\$0	\$73,450	\$139,072	\$0	\$0
<b>Total Public Works &amp; Transporation</b>							\$490,056	\$634	\$193,966	\$373,231	\$783	\$116,042

**2010 CAPER, CITY OF DALLAS  
COMMUNITY DEVELOPMENT BLOCK GRANT SPENDING DETAIL  
DETAILED BY HUD'S ACTIVITY/CITY'S ACCOUNT**

City of Dallas				HUD			1	2	3	4	5	6 (1-4-5=6)
#	Dept	Fund	Unit	Activity No.	Matrix Code	Project Activity	Budget	September 2010 13th Period Expenses	Fiscal YTD Expenditures	ITD Expenditures	Obligated / Under Contract	Unobligated / Not Under Contract
<b>Sustainable Development and Construction</b>												
158	DEV	CD08	265A	9873	08	Relocation Assistance	\$499,858	\$0	\$0	\$499,853	\$0	\$5
159	DEV	CD09	608B	10392	08	Relocation Assistance	\$319,287	\$0	\$946	\$119,287	\$0	\$200,000
160	DEV	CD10	409C	10952	8	Relocation Assistance	\$138,388	\$0	\$42,944	\$42,944	\$0	\$95,444
161	DEV	CD10	408C	10976	21A	Relocation Assistance (P/PO)	\$56,241	\$0	\$56,241	\$56,241	\$0	\$0
162	DEV	CD09	607B	10345	21A	Relocation Management (P/PO)	\$57,362	\$0	\$0	\$57,362	\$0	\$0
<b>Total Sustainable Development and Constructi</b>							\$1,071,136	\$0	\$100,131	\$775,686	\$0	\$295,449
<b>Water Utilities</b>												
163	DWU	CD10	412C	10959	14A	Minor Plumbing Repair/Replacement Program	\$50,000	\$0	\$50,000	\$50,000	\$0	\$0
<b>Total Water Utilities</b>							\$50,000	\$0	\$50,000	\$50,000	\$0	\$0
<b>Total All Active CD Projects</b>							\$82,212,020	\$308,855	\$21,118,998	\$67,450,941	\$3,957,426	\$10,803,653
<b>Line 67 Reduction to expense for Retainage not paid out</b>									<b>(\$2)</b>	<b>(\$2)</b>		
<b>Line 79 Reduction to expense for Retainage not paid out</b>									<b>(\$6,132)</b>	<b>(\$6,132)</b>		
<b>Adjusted Totals</b>							<b>\$82,212,020</b>	<b>\$308,855</b>	<b>\$21,112,864</b>	<b>\$67,444,807</b>	<b>\$3,957,426</b>	<b>\$10,803,653</b>

Note: See Attachment A for details of Lines 33, 34, 99 and 100



# HUD SubRecipient Comparison Report

Cwej o gpvC

September 30, 2011

<i>Dept</i>	<i>HUD</i>	<i>Activity Name</i>	<i>HUD Funded</i>	<i>HUD Disbursed</i>	<i>HUD Difference</i>
<b>Fund: CD09</b>					
<b>Unit: 623B FY 09-10 Child Care Services Program</b>					
HOU	10453	Neighborhood Service Council	\$24,999.84	\$24,999.84	\$0.00
HOU	10454	Open Arms	\$40,865.00	\$40,865.00	\$0.00
HOU	10455	Park South YMCA	\$45,150.00	\$33,196.50	\$11,953.50
HOU	10456	Vogel Alcove	\$43,985.00	\$43,985.00	\$0.00
HOU	10515	Low Birth Weight Development Center	\$37,500.00	\$37,500.00	\$0.00
HOU	10452	Boys & Girls Club of Greater Dallas	\$35,500.00	\$35,500.00	\$0.00
<b>Total Unit 623B</b>			<b>\$227,999.84</b>	<b>\$216,046.34</b>	<b>\$11,953.50</b>
<b>Unit: 633B FY 09-10 Senior Services Program</b>					
HOU	10459	Calumet Community Center Inc.	\$21,216.00	\$21,216.00	\$0.00
HOU	10457	LaVoz Del Anciano	\$23,451.00	\$22,826.00	\$625.00
HOU	10458	Senior Citizens of Greater Dallas	\$40,333.00	\$40,333.00	\$0.00
<b>Total Unit 633B</b>			<b>\$85,000.00</b>	<b>\$84,375.00</b>	<b>\$625.00</b>
<b>Fund: CD10</b>					
<b>Unit: 434C FY 10-11 Child Care Services Program</b>					
HOU	10884	Child Care Services Program - Low Birth W	\$37,500.00	\$37,500.00	\$0.00
HOU	11024	Child Care Services / Open Arms	\$40,865.00	\$40,865.00	\$0.00
HOU	11025	Vogel Alcove	\$43,985.00	\$43,985.00	\$0.00
HOU	11077	Neighborhood Service Council	\$24,999.97	\$24,999.97	\$0.00
HOU	11149	YMCA OF METROPOLITIAN DALLAS	\$45,150.00	\$45,150.00	\$0.00
HOU	10883	Child Care Services Program - Boys & Girl	\$35,500.00	\$35,500.00	\$0.00
<b>Total Unit 434C</b>			<b>\$227,999.97</b>	<b>\$227,999.97</b>	<b>\$0.00</b>
<b>Unit: 443C FY 10-11 Senior Services Program</b>					

<i>Dept</i>	<i>HUD</i>	<i>Activity Name</i>	<i>HUD Funded</i>	<i>HUD Disbursed</i>	<i>HUD Difference</i>
HOU	10897	Sr Svcs Pgm - Calumet Community Center	\$21,216.00	\$21,216.00	\$0.00
HOU	10895	Sr Svcs Pgm - LaVoz del Anciano	\$23,451.00	\$21,001.00	\$2,450.00
HOU	10896	Sr Svcs Pgm - Senior Citizens of Greater	\$40,333.00	\$40,332.99	\$0.01
<b>Total Unit 443C</b>			<b>\$85,000.00</b>	<b>\$82,549.99</b>	<b>\$2,450.01</b>

## 3e) PUBLIC SERVICES CAP

*This page intentionally left blank.*

## FY 2010-11 PUBLIC SERVICES CAP CALCULATION

FY 2010-11 Entitlement	19,008,948
Reallocated Funds	358,697
Adjusted Entitlement	19,367,645
Prior Year (09-10) Sub-Recipient Program Income	524,883
Prior Year (09-10) Actual Program Income	394,416
Total CD Funds Available	20,286,944
	X .15
<b>15% Public Services Cap</b>	<b>3,043,042</b>
FY 2010-11 Public Services Expenditures	2,750,837
FY 2010-11 Public Services Obligations	167,275
Sum of Expenditures & Obligations	2,918,112
Less: Prior Years Obligations	(100,934)
<b>Net FY 2010-11 Public Services Expenditures and Obligations</b>	<b>2,817,179</b>
15% Public Services Cap	3,043,042
FY 2010-11 Expenditures & Obligations	2,817,179
Over/(Under) Cap	(225,863)
<b>Percent Funds Expended &amp; Obligated for Public Services Activities</b>	<b>13.89%</b>

**Financial Status Report  
Public Services  
September 30, 2011**

#	HUD Activity	Matrix Code	Fund	Unit	Project	1	2	3	4	5	6
						Multi-Year Appropriations	September 2010 13th Period Expenses	YTD Expenditures	ITD Expenditures	Obligated/ Under Contract	Unobligated/Not Under Contract (1-4-5=6)
1	9301	05D	CD07	2858	Adolescent Health Services Program	\$41,651	\$0	\$0	\$41,651	\$0	\$0
2	10892	05F	CD10	433C	Adolescent Substance Abuse-Inpatient	\$65,000	\$0	\$64,680	\$64,680	\$320	\$0
3	10882	05D	CD10	449C	African American Museum Youth Enrichm	\$46,000	\$0	\$46,000	\$46,000	\$0	\$0
4	10346	05D	CD09	654B	After-School/Summer Outreach Program -	\$104,815	\$0	\$5,873	\$104,815	\$0	\$0
5	10962	05D	CD10	452C	After-School/Summer Outreach Program -	\$458,940	\$0	\$430,790	\$430,790	\$27,286	\$865
6	10963	05D	CD10	453C	After-School/Summer Outreach Program -	\$83,852	\$0	\$77,973	\$77,973	\$5,879	\$0
7	10388	05D	CD09	653B	After-School/Summer Outreach Program -	\$437,977	\$4,617	\$6,310	\$437,977	\$0	\$0
8	10890	05D	CD10	450C	Arts Education Program	\$21,000	\$0	\$21,000	\$21,000	\$0	\$0
9	0	05L	CD10	434C	Child Care Service Program	\$228,000	\$0	\$228,000	\$228,000	\$0	\$0
10	0	05L	CD09	623B	Child Care Services Programs	\$228,000	\$10,897	\$0	\$216,046	\$0	\$11,954
11	10889	05L	CD10	435C	City Child Care Services	\$326,514	\$0	\$315,340	\$315,340	\$10,773	\$402
12	10355	05I	CD09	624B	City Child Care Services	\$325,000	\$1,008	\$16,618	\$325,000	\$0	\$0
13	10893	05A	CD10	437C	City Crisis Assistance	\$267,143	\$0	\$240,622	\$240,622	\$0	\$26,521
14	10361	05A	CD09	627B	City of Senior Affairs	\$154,885	\$143	\$1,254	\$154,885	\$0	\$0
15	10894	05A	CD10	438C	City Office of Senior Affairs	\$165,347	\$0	\$155,951	\$155,951	\$2,190	\$7,206
16	10979	05M	CD10	439C	Clinical Dental Care Program	\$200,000	\$0	\$200,000	\$200,000	\$0	\$0
17	10531	05	CD09	626B	Crisis Assistance	\$236,396	\$239	\$8,033	\$236,396	\$0	\$0
18	10398	05A	CD09	625B	Geriatric Health Services	\$129,677	\$0	\$0	\$116,760	\$0	\$12,917
19	10984	05A	CD10	436C	Geriatric Health Services	\$129,677	\$0	\$42,270	\$42,270	\$87,407	\$0
20	10948	05D	CD10	447C	Literacy Program	\$18,000	\$0	\$0	\$0	\$0	\$18,000
21	10899	5	CD10	440C	Offender Re-Entry Program	\$130,054	\$0	\$71,681	\$71,681	\$11,323	\$47,050
22	10385	05	CD09	602B	Offender Re-Entry Program (ATT)	\$71,956	\$0	\$0	\$71,956	\$0	\$0
23	10363	05	CD09	629B	Offender Re-Entry Program (HOU)	\$110,999	\$3,506	\$1,659	\$110,999	\$0	\$0
24	10944	5	CD10	442C	Parenting and Early Childhood Developme	\$25,000	\$0	\$25,000	\$25,000	\$0	\$0
25	0	05A	CD10	443C	Senior Services Program	\$85,000	\$0	\$82,550	\$82,550	\$2,450	\$0
26	0	05A	CD09	633B	Senior Services Program	\$85,000	\$0	\$0	\$84,375	\$0	\$625
27	10513	05	CD09	620B	Small Business Development Training & M	\$40,000	\$0	\$27,312	\$39,597	\$403	\$0
28	10383	05H	CD09	601B	South Dallas/ Fair Park Community Court	\$327,157	\$27,001	\$2,455	\$327,157	\$0	\$0
29	10945	05H	CD10	401C	South Dallas/Fair Park Community Court	\$295,053	\$0	\$277,130	\$277,130	\$245	\$17,678
30	10946	05H	CD10	402C	South Oak Cliff Community Court	\$109,815	\$0	\$47,656	\$47,656	\$15,153	\$47,005

**Financial Status Report  
Public Services  
September 30, 2011**

#	HUD Activity	Matrix Code	Fund	Unit	Project	1	2	3	4	5	6
						Multi-Year Appropriations	September 2010 13th Period Expenses	YTD Expenditures	ITD Expenditures	Obligated/ Under Contract	Unobligated/Not Under Contract (1-4-5=6)
31	10891	05D	CD10	454C	Summer Youth Program	\$56,142	\$0	\$52,862	\$52,862	\$3,280	\$0
32	10387	05D	CD09	655B	Summer Youth Program	\$56,131	\$0	\$1,163	\$56,131	\$0	\$0
33	10362	05D	CD09	634B	Teen Violence Outreach	\$31,000	\$0	\$0	\$31,000	\$0	\$0
34	10898	05Q	CD10	444C	Teen Violence-Victim Outreach	\$31,000	\$0	\$31,000	\$31,000	\$0	\$0
35	10386	05Q	CD09	635B	Temporary Housing	\$14,296	\$0	\$0	\$14,296	\$0	\$0
36	10950	05B	CD10	445C	Training and Employment for Adults with D	\$30,000	\$0	\$30,000	\$30,000	\$0	\$0
37	10947	05H	CD10	403C	West Dallas Community Court	\$222,029	\$0	\$153,529	\$153,529	\$0	\$68,500
38	10951	05I	CD10	446C	Women's Outreach Program	\$26,683	\$0	\$26,117	\$26,117	\$566	\$0
39	10949	05D	CD10	455C	Youth Entrepreneurial After-School Progra	\$12,600	\$0	\$12,600	\$12,600	\$0	\$0
<b>Total Public Services</b>						<b>\$5,427,789</b>	<b>\$47,410</b>	<b>\$2,703,428</b>	<b>\$5,001,792</b>	<b>\$167,275</b>	<b>\$258,722</b>

Note: Fiscal YTD Expenditures include current year accruals (per City's accounting system)

*This page intentionally left blank.*



**3f) PLANNING AND PROGRAM  
OVERSIGHT CAP**

*This page intentionally left blank.*

## FY 2010-11 PLANNING & PROGRAM OVERSIGHT CAP

FY 2010-11 Entitlement	19,008,948
Reallocated Funds	358,697
Adjusted Entitlement	<u>19,367,645</u>
FY 2010-11 Sub-Recipient Program Income	596,806.52
FY 2010-11 Program Income	<u>459,668</u>
Total CD Funds Available	<u><u>20,424,120</u></u>
	X .20
<b>20% Planning and Program Oversight Cap</b>	<b>4,084,824</b>
FY 2010-11 Planning & Admin Expenditures	3,471,893
FY 2010-11 Planning & Admin Obligations	<u>35,275</u>
Sum of Expenditures & Obligations	3,507,167
Less: Prior Years Obligations	<u>(23,031)</u>
<b>Net Planning &amp; Admin Expenditures and Obligations</b>	<b><u><u>3,484,137</u></u></b>
20% Planning & Program Oversight Cap	4,084,824
FY 2010-11 Expenditures & Obligations	<u>3,484,137</u>
Over/(Under) Cap	(600,687)
<b>Percent Funds Expended &amp; Obligated for Planning and Program Oversight</b>	<b>17.06%</b>

**Financial Status Report  
Fair Housing  
September 30, 2011**

#	HUD Activity	Matrix Code	Fund	Unit	Project	1	2	3	4	5	6
						Multi-Year Appropriations	September 2010 13th Period Expenses	YTD Expenditures	ITD Expenditures	Obligated/ Under Contract	Unobligated/Not Under Contract
1	10971	21D	CD10	448C	Fair Housing Enforcement	\$497,199	\$0	\$493,792	\$493,792	\$665	\$2,742
2	10373	21D	CD09	637B	Management Services (FHO)	\$551,293	\$3,598	(\$453)	\$551,293	\$0	\$0
<b>Total Fair Housing</b>						<b>\$1,048,492</b>	<b>\$3,598</b>	<b>\$493,339</b>	<b>\$1,045,085</b>	<b>\$665</b>	<b>\$2,742</b>

Note: Fiscal YTD Expenditures include current year accruals (per City's accounting system)

**Financial Status Report  
Planning and Program Oversight  
September 30, 2011**

#	HUD Activity	Matrix Code	Fund	Unit	Project	1	2	3	4	5	6
						Multi-Year Appropriations	September 2010 13th Period Expenses	YTD Expenditures	ITD Expenditures	Obligated/ Under Contract	Unobligated/Not Under Contract
1	10353	21A	CD09	636B	Citizen Participation & CDC Support	\$713,841	\$192	\$25,969	\$713,841	\$0	\$0
2	10972	21A	CD10	451C	Citizen Participation/CDC Support/HUD Ov	\$735,739	\$0	\$582,466	\$582,466	\$31,741	\$121,532
3	10973	21A	CD10	404C	Contract Compliance Monitoring	\$681,618	\$0	\$595,826	\$595,826	\$1,487	\$84,305
4	10350	21A	CD09	621B	Economic Development (P/PO)	\$91,389	\$0	\$1,194	\$91,389	\$0	\$0
5	10977	21A	CD10	421C	Economic Development Program Oversight	\$283,986	\$0	\$151,394	\$151,394	\$35	\$132,557
6	10347	21A	CD09	603B	Grant Compliance	\$707,083	\$0	\$64	\$707,083	\$0	\$0
7	10377	21A	CD09	630B	Health Contract Monitoring	\$433,278	\$473	(\$1,747)	\$433,278	\$0	\$0
8	10354	21A	CD09	642B	Housing Management Support (P/PO)	\$857,440	\$0	(\$105)	\$857,440	\$0	\$0
9	10975	21A	CD10	426C	Housing Management Support (P/PO)	\$838,183	\$0	\$806,885	\$806,885	\$435	\$30,864
10	10974	21A	CD10	441C	Housing/Community Services-Contract Mo	\$786,865	\$0	\$686,200	\$686,200	\$911	\$99,754
11	10356	21A	CD09	656B	Parks and Recreation (P/PO)	\$64,521	\$0	\$513	\$64,521	\$0	\$0
12	10978	21A	CD10	456C	Parks and Recreation Program Oversight (	\$70,698	\$0	\$68,117	\$68,117	\$0	\$2,581
13	10976	21A	CD10	408C	Relocation Assistance (P/PO)	\$56,241	\$0	\$56,241	\$56,241	\$0	\$0
14	10345	21A	CD09	607B	Relocation Management (P/PO)	\$57,362	\$0	\$0	\$57,362	\$0	\$0
<b>Total Planning and Program Oversight</b>						<b>\$6,378,244</b>	<b>\$665</b>	<b>\$2,973,017</b>	<b>\$5,872,043</b>	<b>\$34,609</b>	<b>\$471,592</b>

Note: Fiscal YTD Expenditures include current year accruals (per City's accounting system)

*This page intentionally left blank.*

## 3g) PROGRAM INCOME

*This page intentionally left blank.*



**PROGRAM YEAR 2010 PROGRAM INCOME**

CODE	ACTIVITY	PROJECT	CITY/ RECIPIENT	1 PERIOD STARTING AMOUNT	2 10-11 AMOUNT RECEIVED	3 10-11 AMOUNT SPENT	4 (1+2-3) NET
		Southern Dallas Development Corporation (SDDC)		140,945.41			
		Adjustment from prior period		<u>15,304.27</u>			
				156,249.68			
18A	PI - CD10	FY 2010-11 Administrative Expenses	RECIPIENT		0.00	211,417.18	(211,417.18)
18A	PI - CD10	Al Rousan	RECIPIENT		277.55	25,000.00	(24,722.45)
18A	PI - CD10	Modern Senior Living	RECIPIENT		22,273.72	200,385.51	(178,111.79)
18A	PI - CD10	Phils Tire	RECIPIENT		0.00	25,000.00	(25,000.00)
		<b>PROGRAM INCOME - CD10 TOTAL</b>			<b>22,551.27</b>	<b>461,802.69</b>	<b>(439,251.42)</b>
18A	PI - CD09	Lantern Dental Clinic	RECIPIENT		22,314.72	0.00	22,314.72
18A	PI - CD09	Dallas Iron Works	RECIPIENT		28,999.20	0.00	28,999.20
18A	PI - CD09	Center Auto Sales	RECIPIENT		3,544.20	0.00	3,544.20
18A	PI - CD09	Park Place Realty	RECIPIENT		6,617.32	12,661.00	(6,043.68)
18A	PI - CD09	ADI Engineering	RECIPIENT		24,679.34	30,000.00	(5,320.66)
		<b>PROGRAM INCOME - CD09 TOTAL</b>			<b>86,154.78</b>	<b>42,661.00</b>	<b>43,493.78</b>
18A	PI - CD08	Elaine's Kitchen	RECIPIENT		8,500.00	0.00	8,500.00
18A	PI - CD08	Kangaroo Cases	RECIPIENT		37,701.30	0.00	37,701.30
18A	PI - CD08	CF & H South Dallas Nursing Home	RECIPIENT		126,717.62	0.00	126,717.62
18A	PI - CD08	Thrash Memorial Funeral Home	RECIPIENT		9,689.74	0.00	9,689.74
18A	PI - CD08	Fronterras/ Del Rey	RECIPIENT		0.00	0.00	0.00
		<b>PROGRAM INCOME - CD08 TOTAL</b>			<b>182,608.66</b>	<b>0.00</b>	<b>182,608.66</b>
18A	PI - CD07	Cedric Bolden	RECIPIENT		7,593.00	0.00	7,593.00
18A	PI - CD07	Alto Insurance - Claudia Zuniga	RECIPIENT		17,527.12	0.00	17,527.12
18A	PI - CD07	Zycomm Legal	RECIPIENT		10,193.00	0.00	10,193.00
18A	PI - CD07	Kasi Grocery	RECIPIENT		4,850.00	0.00	4,850.00
18A	PI - CD07	On-Target Supplies & Logistics	RECIPIENT		86,997.60	0.00	86,997.60
18A	PI - CD07	Genesis	RECIPIENT		6,376.32	0.00	6,376.32
18A	PI - CD07	Tizoc	RECIPIENT		2,194.98	0.00	2,194.98
		<b>PROGRAM INCOME - CD07 TOTAL</b>			<b>135,732.02</b>	<b>0.00</b>	<b>135,732.02</b>

**PROGRAM YEAR 2010 PROGRAM INCOME**

CODE	ACTIVITY	PROJECT	CITY/ RECIPIENT	1 PERIOD STARTING AMOUNT	2 10-11 AMOUNT RECEIVED	3 10-11 AMOUNT SPENT	4 (1+2-3) NET
18A	PI - CD06	Stanley Catfish	RECIPIENT		6,306.18	0.00	6,306.18
		<b>PROGRAM INCOME - CD06 TOTAL</b>			<b>6,306.18</b>	<b>0.00</b>	<b>6,306.18</b>
18A	PI - CD04	Dilbeck Court Limited / Dilbeck-Belmont	RECIPIENT		44,909.37	0.00	44,909.37
		<b>PROGRAM INCOME - CD04 TOTAL</b>			<b>44,909.37</b>	<b>0.00</b>	<b>44,909.37</b>
18A	PI - CD03	Williams Supermarket (J & S Distributors)	RECIPIENT		32,806.56	0.00	32,806.56
		<b>PROGRAM INCOME - CD03 TOTAL</b>			<b>32,806.56</b>	<b>0.00</b>	<b>32,806.56</b>
18A	PI - CD01	Evans Engravings & Stamping	RECIPIENT		3,450.00	0.00	3,450.00
18A	PI - CD01	Moseley Furniture, Inc.	RECIPIENT		9,000.00	0.00	9,000.00
		<b>PROGRAM INCOME - CD01 TOTAL</b>			<b>12,450.00</b>	<b>0.00</b>	<b>12,450.00</b>
18A	9113-CD9	Accurate Waste Control	RECIPIENT		14,050.00	0.00	14,050.00
		<b>7472 - CD8 TOTAL</b>			<b>14,050.00</b>	<b>0.00</b>	<b>14,050.00</b>
18A	0643-CD4	ICDC/South Dallas Fair Park	RECIPIENT		31,725.84	0.00	31,725.84
		<b>0643-CD4 TOTAL</b>			<b>31,725.84</b>	<b>0.00</b>	<b>31,725.84</b>
18A	6102-G21	La Avenida J.V.	RECIPIENT		16,161.84	0.00	16,161.84
		<b>6102-G21 TOTAL</b>			<b>16,161.84</b>	<b>0.00</b>	<b>16,161.84</b>
		CHARGE -OFF RECOVERY					
		The Cookie Co.	RECIPIENT		350.00	0.00	350.00
		ISIS	RECIPIENT		6,000.00	0.00	6,000.00
		Imperial Beverage	RECIPIENT		5,000.00	0.00	5,000.00
		<b>TOTAL CHARGE-OFF RECOVERY</b>			<b>11,350.00</b>	<b>0.00</b>	<b>11,350.00</b>
		PRE-CLOSING (Commitment Fees, etc.)					
		<b>TOTAL PRE-CLOSING (Commitment Fees, etc.)</b>			<b>0.00</b>	<b>0.00</b>	<b>0.00</b>
		NSF CHARGES			0.00	0.00	0.00
		<b>TOTAL NSF CHARGES</b>			<b>0.00</b>	<b>0.00</b>	<b>0.00</b>
		<b>SDDC PROGRAM INCOME</b>		<b>156,249.68</b>	<b>596,806.52</b>	<b>504,463.69</b>	<b>248,592.51</b>
		<b>PROGRAM INCOME RETAINED BY THE SUBRECIPIENTS</b>		<b>156,249.68</b>	<b>596,806.52</b>	<b>504,463.69</b>	<b>248,592.51</b>

**PROGRAM YEAR 2010 PROGRAM INCOME**

CODE	ACTIVITY	PROJECT	CITY/ RECIPIENT	1 PERIOD STARTING AMOUNT	2 10-11 AMOUNT RECEIVED	3 10-11 AMOUNT SPENT	4 (1+2-3) NET
PROGRAM INCOME EARNED BY THE CITY (SHOWN ON CITY RECORDS)							
7211	Chgs Serv - City Wide Over/Short		City		0.00		0.00
7277	Chgs Serv - INTERET ON DEL ACCTS		City		(26,483.11)		(26,483.11)
7425	Weed Mowing Non Consensual		City		0.00		0.00
7457	Demolition - Charges		City		48,463.24		48,463.24
7810	Charges - Print Documents		City		0.00		0.00
7861	Jobs - Site Clearance		City		6,001.06		6,001.06
6506	IGOVT Rev - Federal Grants		City		0.00		0.00
8402	Misc - Paving Notes - Principal		City		0.00		0.00
8404	Misc - Certificates - Principal		City		0.00		0.00
8413	Charges - Refunded		City		0.00		0.00
8428	Misc Revenue		City		1,348.43		1,348.43
8474	Home Loan Program - Principal		City		284,098.65		284,098.65
8475	Home Loan Program - Interest		City		405.99		405.99
8503	Developer Repayment Principal		City		17,201.00		17,201.00
8556	Developer Repayment Interest		City		30,311.00		30,311.00
847A	Rental Housing Principal		City		49,080.58		49,080.58
847B	Rental Housing Interest		City		49,241.20		49,241.20
847F	HUD Program Income Transfer for Fund Closing		City		0.00		0.00
8516	Econ Dev Demo Prin		City		0.00		0.00
8517	Econ Dev Demo Int		City		0.00		0.00
8488	Refunds - Misc.		City		0.00		0.00
8428	Revenue - Misc.		City		0.00		0.00
8575	Civil Penalties -Rehab		City		0.00		0.00
8524	Liability-Misc.		City		0.00		0.00
9246	Disallowed Costs		City		0.00		0.00
					<b>459,668.04</b>		
	Total PI Received during FY 2010-11				<b>459,668.04</b>	<b>0.00</b>	<b>459,668.04</b>
<b>PROGRAM INCOME EARNED BY THE CITY</b>				<b>0.00</b>	<b>459,668.04</b>	<b>0.00</b>	<b>459,668.04</b>
<b>PROGRAM INCOME RETAINED BY THE SUBRECIPIENTS</b>				<b>156,249.68</b>	<b>596,806.52</b>	<b>504,463.69</b>	<b>248,592.51</b>
<b>GRAND TOTAL ALL PROGRAM INCOME</b>				<b>156,249.68</b>	<b>1,056,474.56</b>	<b>504,463.69</b>	<b>708,260.55</b>

CITY OF DALLAS HOUSING/COMMUNITY SERVICES DEPARTMENT										
PROGRAM INCOME										
FY: 10-01-10 THROUGH 9-30-11										
						PREVIOUS				
						LOAN	2010-11	CURRENT		
						BALANCE	PAYMENTS	ENDING BALANCE		
						AS OF 10/1/10	AS OF 9/30/11	AS OF 9/30/11	COMMENTS	Revenue
CLIENT	LOAN	LOAN	MATURITY	MONTHLY	MONTHLY					Source
	AMOUNT	CLOSED	DATE	PAYMENTS	PAYMENTS					
1111	10th	42,000.00	9/18/2000	5/2/2016	242.61	27,172.49	1,698.27	25,474.22	Active	8474 & 8475
1125	11th	7,651.75	11/21/1986	12/21/2001	87.83	13,679.15	0.00	14,142.35		8474 & 8475
1907	Alabama	16,399.00	6/9/1995	9/9/2010	113.24	14,901.70	0.00	15,248.13		8474 & 8475
2719	Alabama	17,272.00	11/18/1981	3/15/2002	71.97	13,357.12	0.00	13,357.12		8474 & 8475
2814	Alaska	18,714.00	7/1/1983	7/15/1998	129.32	24,669.67	0.00	25,167.40		8474 & 8475
1334	Amity	26,849.00	4/19/2007	4/19/2017	223.74	19,241.78	19,241.78	0.00	Paid In Full	8474 & 8475
409	Ave A	10,884.04	12/17/1982	12/17/2012	45.23	9,764.66	0.00	9,944.37		8474 & 8475
2903	Britton	8,500.00	10/1/1982	11/1/1999	32.29	9,446.74	0.00	9,676.18		8474 & 8475
423	Brooklyn	13,089.60	10/26/1999	1/26/2010	109.08	1,090.80	1,090.80	0.00	Paid In Full	8474 & 8475
2115	Canada	34,206.55	10/18/2002	10/18/2012	266.77	14,999.11	0.00	14,999.11		8474 & 8475
1240	Cedar Haven	9,975.00	1/23/1979	9/15/1998	41.56	8,070.12	0.00	8,070.12		8474 & 8475
1252	Cedar Haven	6,441.00	8/13/1981	2/15/2002	26.84	3,341.00	0.00	3,341.00		8474 & 8475
1288	Cedar Haven	7,515.00	6/27/1979	7/15/1994	51.89	821.07	0.00	838.95		8474 & 8475
1315	Claude	39,999.00	11/3/1988	12/12/2028	150.00	53,278.21	0.00	53,278.21		8474 & 8475
1330	Claude	49,995.00	1/28/1987	1/28/2017	349.60	21,962.72	3,845.60	18,117.12	Active	8474 & 8475
4811	Colonial	16,745.00	1983	1998	92.94	28,553.21	0.00	29,041.73		8474 & 8475
615	Corinth	19,512.58	3/3/1982	7/1/2004	100.00	20,792.69	0.00	21,194.45		8474 & 8475
4928	Cranfill	14,356.00	3/31/2008	4/1/2003	30.00	600.00	0.00	600.00		8474 & 8475
2715	Cross	12,190.89	9/15/1986	9/15/1996	171.40	39,160.53	0.00	40,438.53		8474 & 8475
3431	Crossman	9,230.00	12/9/1981	10/15/1990	89.17	3,821.72	0.00	3,880.13		8474 & 8475
3302	Culver	52,582.31	8/31/1983	5/1/2088	102.00	46,601.07	3,500.00	43,101.07	Active	8474 & 8475
622	Delaware	14,000.00	11/20/1989	12/1/2019	45.00	5,322.72	300.00	5,028.95		8474 & 8475
2407	Denley	24,998.07	2/23/2006	2/23/2016	208.31	12,499.04	12,499.04	0.00	Paid In Full	8474 & 8475
4423	Denley	11,287.18	8/6/1986	10/15/1998	144.85	29,576.66	0.00	30,855.14		8474 & 8475
3419	Edgewood	17,602.00	1/20/1981	3/15/2001	97.69	33,180.91	0.00	33,709.03		8474 & 8475
2731	Exline	3,630.00	5/16/1983	10/15/1998	20.17	3,209.10	0.00	3,209.10		8474 & 8475
3006	Fairview	20,901.77	8/17/1984	4/1/1994	309.59	38,854.66	0.00	40,699.90		8474 & 8475
3611	Frank	8,599.50	12/9/1982	3/15/1988	166.26	16,890.75	0.00	17,333.91		8474 & 8475
2846	Frost	13,386.48	4/11/1988	4/15/2003	143.85	24,796.54	0.00	25,283.14		8474 & 8475
1102	Galloway	23,553.00	6/11/1986	6/11/2007	150.00	21,730.75	0.00	22,255.75		8474 & 8475
809	Glasgow	30,936.00	7/29/1982	11/1/2018	135.00	35,387.23	0.00	24,703.47	write off \$11,174.38	8474 & 8475
1418	Glen	25,303.00	2/6/1981	11/1/2034	50.00	12,475.56	0.00	12,475.56		8474 & 8475
460	Glencairn	32,007.15	8/16/2001	8/16/2011	266.72	1,333.63	1,333.63	0.00	Paid In Full	8474 & 8475
1411	Glenclyff	9,551.00	8/25/2005	8/25/2015	79.59	2,877.54	2,877.54	0.00	Paid In Full	8474 & 8475
3711	Happy Canyon	24,165.00	1/5/2001	1/5/2011	201.37	650.30	650.30	0.00	Paid In Full	8474 & 8475
3945	Happy Canyon	19,367.00	8/8/2003	8/8/2018	107.59	9,898.69	9,898.69	0.00	Paid In Full	8474 & 8475
1620	Henderson	40,844.00	1987	2043	113.00	28,415.24	0.00	28,415.24		8474 & 8475
1509	Hendricks	15,287.00	8/13/1982	9/1/2000	125.00	17,094.95	0.00	17,716.91		8474 & 8475
2542	Highwood	23,370.95	9/8/2005	9/8/2015	194.75	10,516.93	10,516.93	0.00	Paid In Full	8474 & 8475
4806	Hopkins	5,736.18	3/2/1977	6/1/1988	51.84	6,006.30	0.00	6,183.66		8474 & 8475
1911	Hudspeth	12,167.00	2/21/1983	6/15/1996	84.08	1,537.63	0.00	1,575.19		8474 & 8475
2144	Hudspeth	21,000.00	8/21/1996	8/21/2011	116.66	333.33	333.33	0.00	Paid In Full	8474 & 8475
3603	Idaho	13,500.00	2/16/1995	3/16/2010	75.00	600.00	600.00	0.00	Paid In Full	8474 & 8475
1922	Iroquois	11,601.00	9/22/1993	11/10/1999	197.79	22,246.00	0.00	22,995.40		8474 & 8475
3027	Jerome	10,054.00	4/16/1979	6/1/2004	32.34	8,338.02	0.00	8,409.30		8474 & 8475
3230	Jerome	29,194.00	12/7/1981	12/7/2026	98.00	28,554.25	392.00	28,360.67	Active	8474 & 8475
2125	Jordan Valley	7,985.00	9/10/1980	9/10/2010	20.00	2,712.60	0.00	2,712.60		8474 & 8475
3019	Kilburn	14,844.00	11/4/1994	6/1/2010	50.00	4,550.00	0.00	4,550.00		8474 & 8475

CITY OF DALLAS HOUSING/COMMUNITY SERVICES DEPARTMENT										
PROGRAM INCOME										
FY: 10-01-10 THROUGH 9-30-11										
						PREVIOUS				
						LOAN	2010-11	CURRENT		
						BALANCE	PAYMENTS	ENDING BALANCE		
						AS OF 10/1/10	AS OF 9/30/11	AS OF 9/30/11	COMMENTS	Revenue
CLIENT	LOAN AMOUNT	LOAN CLOSED	MATURITY DATE	MONTHLY PAYMENTS	MONTHLY PAYMENTS	AS OF 10/1/10	AS OF 9/30/11	AS OF 9/30/11	COMMENTS	Source
3303	Kinmore	25,850.00	8/13/1982	2/1/2017	100.00	19,399.93	0.00	19,648.63		8474 & 8475
546	Kirnwood	6,563.00	8/13/1982	8/13/2002	27.34	1,194.52	0.00	1,194.52		8474 & 8475
2446	Lawrence	3,175.00	9/30/1982	12/15/1992	30.68	5,455.62	0.00	5,546.22		8474 & 8475
2632	Lawrence	2,319.00	4/27/1981	9/15/2020	10.00	1,609.00	0.00	1,609.00		8474 & 8475
2611	Lenway	27,512.71	10/30/1984	1/30/2008	165.00	41,817.19	0.00	42,945.43		8474 & 8475
2640	Lenway	11,434.66	7/14/2010	7/14/2015	190.57	9,147.68	9,147.68	0.00	Paid In Full	8474 & 8475
503	Lillian	8,249.00	1/22/1980	5/15/1995	57.00	8,991.39	0.00	9,192.27		8474 & 8475
2749	Locust	15,000.00	8/27/1981	11/15/2001	83.25	14,334.47	0.00	14,609.15		8474 & 8475
1621	Loris	29,780.00	11/22/1996	11/22/2011	165.44	10,722.08	0.00	10,722.08		8474 & 8475
202	Louisiana	33,326.00	1/4/1985	2/1/2025	180.00	31,482.40	0.00	31,513.13		8474 & 8475
2340	Lowery	24,009.30	4/14/1994	4/14/2009	165.80	16,603.18	0.00	17,009.74		8474 & 8475
729	Manhattan	15,000.00	1989	2019	63.24	5,294.09	567.72	4,726.37	Active	8474 & 8475
1502	Marsalis	22,738.90	3/29/2007	3/29/2017	189.49	12,885.38	12,885.38	0.00	Paid In Full	8474 & 8475
2830	Marsalis	2,270.00	10/5/1979	10/1/1987	100.00	802.93	0.00	830.89		8474 & 8475
3327	Marsalis	1,318.00	4/1/1982	12/15/1989	15.47	1,035.33	0.00	1,056.45		8474 & 8475
502	Martinique	7,952.25	1/28/1982	11/28/2007	30.00	2,857.90	0.00	2,924.50		8474 & 8475
2519	Maryland	8,966.00	9/2/1981	11/15/2001	37.36	6,884.91	0.00	6,884.91		8474 & 8475
3901	Metropolitan	5,983.89	6/15/1988	5/15/1998	79.01	14,279.79	0.00	14,814.99		8474 & 8475
2522	Meyers	6,840.00	6/15/1979	5/15/1994	47.24	2,627.22	0.00	2,706.06	<sup>1</sup> Adjustment	8474 & 8475
3622	Meyers	29,664.00	2/9/1989	3/1/2004	250.00	15,715.63	0.00	16,521.19		8474 & 8475
3726	Meyers	16,399.00	2/6/1986	3/1/2009	100.00	12,725.42	0.00	13,119.86		8474 & 8475
2707	Michigan	18,000.00	2/16/1995	2/16/2010	100.00	16,100.00	0.00	16,100.00		8474 & 8475
2663	Millmar	40,365.81	7/18/2003	7/18/2018	336.38	20,384.47	20,384.47	0.00	Paid In Full	8474 & 8475
3017	Modree	29,922.00	10/1/1994	10/1/2019	206.64	841.92	0.00	865.80		8474 & 8475
2658	Moffatt	29,187.00	10/1/1994	10/1/2009	162.15	9,409.75	900.00	8,509.75	Active	8474 & 8475
1215	Morrell	29,610.00	2/18/1983	2/18/2024	80.00	30,954.79	0.00	31,288.63		8474 & 8475
1427	Morrell	36,895.00	7/16/1984	1/1/2026	152.00	15,758.02	15,758.02	0.00	Paid In Full	8474 & 8475
1431	Morrell	43,657.00	9/20/1983	12/1/2013	336.00	10,065.18	10,065.18	0.00	Paid In Full	8474 & 8475
1502	Morrell	25,324.00	10/1/1978	10/1/2011	75.00	6,425.24	899.65	5,579.96	Active	8474 & 8475
1919	Morrell	8,631.35	2/9/1989	2/15/1994	183.39	20,039.42	0.00	20,765.06		8474 & 8475
1819	Morris	15,540.00	3/4/1997	6/4/2012	100.00	6,078.97	0.00	6,193.09		8474 & 8475
1842	Morris	30,000.00	5/10/1996	8/10/2011	166.67	1,499.43	1,499.43	0.00	Paid In Full	8474 & 8475
1339	Neptune	15,000.00	9/18/1989	10/1/2019	63.24	83.96	0.00	86.24		8474 & 8475
4506	Newmore	12,973.00	8/4/1988	8/4/2003	164.34	29,707.27	0.00	30,869.95		8474 & 8475
1120	Nolte	3,481.00	11/1/1978	11/1/1998	14.52	311.35	0.00	311.85		8474 & 8475
3024	Obenchain	32,730.00	5/24/1990	5/24/2020	192.28	25,858.88	0.00	25,942.59		8474 & 8475
2110	Overton	30,000.00	7/15/1997	9/15/2012	75.00	2,250.00	675.00	1,575.00	Active	8474 & 8475
2431	Peabody	5,964.00	5/16/1983	5/16/2003	24.85	2,285.38	0.00	2,285.38		8474 & 8475
2810	Pine	30,000.00	4/15/1994	4/15/2009	120.00	7,919.50	0.00	7,919.50	Active	8474 & 8475
3240	Pine	5,745.00	8/24/1978	9/15/1988	36.00	9,516.53	0.00	9,675.29		8474 & 8475
4152	Pluto	5,157.00	8/1/1982	11/9/2002	28.63	2,867.24	0.00	2,937.20		8474 & 8475
3225	Ramsey	37,422.60	1/31/2003	1/31/2013	311.85	4,564.65	4,564.65	0.00	Paid In Full	8474 & 8475
2018	Redman	4,539.00	10/14/1980	10/15/1998	25.17	2,752.91	0.00	2,814.47		8474 & 8475
3223	Reed	4,897.94	8/21/1980	3/1/1996	27.16	5,596.48	0.00	5,722.48		8474 & 8475
5222	Richard	4,240.00	4/12/1983	8/15/1998	29.30	2,583.83	0.00	2,643.11		8474 & 8475
822	Ryan	13,000.00	10/18/1989	11/1/2019	54.81	10,440.33	0.00	10,535.92		8474 & 8475
3002	Scottsbluff	3,734.00	3/10/1983	6/15/2003	20.73	6,693.31	0.00	6,805.27		8474 & 8475
4304	Seay	18,528.07	11/4/1994	11/14/2009	127.07	25,009.66	0.00	25,558.30		8474 & 8475

CITY OF DALLAS HOUSING/COMMUNITY SERVICES DEPARTMENT										
PROGRAM INCOME										
FY: 10-01-10 THROUGH 9-30-11										
						PREVIOUS	2010-11	CURRENT		
		LOAN	LOAN	MATURITY	MONTHLY	LOAN	2010-11	CURRENT		
		AMOUNT	CLOSED	DATE	PAYMENTS	BALANCE	PAYMENTS	ENDING BALANCE		
CLIENT		AMOUNT	CLOSED	DATE	PAYMENTS	AS OF 10/1/10	AS OF 9/30/11	AS OF 9/30/11	COMMENTS	Revenue Source
4417	Seay	7,200.00	8/26/1988	8/26/2008	30.00	1,918.82	0.00	1,918.82	Active	8474 & 8475
1711	Seevers	6,770.00	1/15/1981	12/15/2000	37.57	2,524.62	0.00	2,581.50		8474 & 8475
2823	Silkwood					2,979.17	2,979.17	0.00	Paid In Full	8474 & 8475
2635	Southland	7,817.00	9/16/1982	11/1/2005	43.39	7,957.91	0.00	8,137.43		8474 & 8475
3011	Southland	2,559.00	10/15/1981	9/15/1991	24.72	4,147.96	0.00	4,223.80		8474 & 8475
3107	Spurlock	33,844.00	5/13/1987	5/13/2027	111.60	27,324.13	0.00	27,324.13		8474 & 8475
2728	Swanson	9,679.28	1/23/1987	1/23/2002	205.66	20,176.42	0.00	0.00	Write-Off	8474 & 8475
5327	Terry	28,469.17	5/29/1987	6/1/2019	203.54	17,435.18	2,180.00	15,255.18	Active	8474 & 8475
4222	Vanette	4,146.00	8/28/1981	8/15/2016	10.00	2,289.87	0.00	2,289.87		8474 & 8475
2226	Volga	6,418.07	9/22/1978	10/15/2000	26.75	265.79	241.00	24.79	Active	8474 & 8475
2409	Warren	8,537.00	10/16/1980	1/15/2001	47.38	6,144.41	0.00	6,268.97		8474 & 8475
4715	Wateka	3,880.00	10/1/1982	10/1/1992	37.48	3,327.45	0.00	3,384.93		8474 & 8475
1407	Waweenoc	43,750.00	12/21/1999	12/21/2019	183.00	25,321.00	0.00	25,321.00		8474 & 8475
1542	Whitaker	22,334.00	7/3/1981	7/3/2001	143.88	4,163.70	0.00	4,474.26		8474 & 8475
1006	Winters	28,188.00	8/30/1984	9/1/2014	237.00	45,700.80	0.00	47,253.92		8474 & 8475
114	Woodin	55,000.00	7/1/2004	7/1/2014	458.33	15,669.64	15,669.64	0.00	Paid In Full	8474 & 8475
5530	Worth	33,016.00	1/14/1999	4/14/2014	192.39	4,056.63	2,700.00	1,356.63	Active	8474 & 8475
5927	Worth	16,557.00	2/15/1981	1/15/2001	91.90	19,513.59	0.00	19,983.75		8474 & 8475
5322	Bexar St	26,195.88	12/8/2009	12/8/2009		57,304.87	57,304.87	0.00	**See Comment 1	8474 & 8475
5328	Bexar St	26,195.88	1/26/2010	1/26/2010		57,304.87	57,304.87	0.00	**See Comment 1	8474 & 8475
						1,477,696.51	284,504.64	1,298,742.32		
1409	Fitzhugh	24,752.00	11/1/1993	3/1/2010	135.87	5,853.95	0.00	5,853.95		847A & 847B
1224	Georgia	26,939.00	11/1/1993	11/1/2009	66.33	2,385.96	0.00	2,385.96		847A & 847B
2614	Jeffries	85,031.00	4/30/1995	4/10/2010	472.39	4,251.15	4,251.15	0.00	Paid In Full	847A & 847B
2618	Jeffries	152,696.00	4/30/1995	4/10/2010	444.44	3,934.35	3,934.35	0.00	Paid In Full	847A & 847B
3714	Legendary Lane	342,272.00	9/6/1996	11/30/2011	2,105.40	28,424.45	23,121.31	5,606.33	Active	847A & 847B
4515	Live Oak	190,450.92	6/11/1993	12/31/2029	4,176.31	912,452.31	29,404.58	914,611.66	**See Comment 2	847A & 847B
4500-4600	March St.	1,814,204.00	12/26/1991	12/26/2018	1,471.79	1,759,853.66	23,682.60	1,753,769.66	Active	847A & 847B
504	Marsalis	190,450.92	4/29/1992	6/1/2025	667.16	131,741.33	7,338.76	125,069.73	Active	847A & 847B
701-703	W. 10th	250,383.14	11/7/1991	7/1/2025	941.29	167,549.62	6,589.03	160,960.59	Active	847A & 847B
						3,016,446.78	98,321.78	2,968,257.88		
						4,494,143.29	382,826.42	4,267,000.20		
** Comment 1 - Total loan paid all at once by CHDO										
RENTAL HOUSING (847A & 847B)										
HOME LOAN PROGRAM (8474 & 8475)										
** Comment 2 - Assumption 7/14/11: Loan converted to a forgivable loan										

CITY OF DALLAS HOUSING/COMMUNITY SERVICES DEPARTMENT									
Section 108									
2010 PROGRAM INCOME									
FY: 10-01-10 THROUGH 9-30-11									
						PREVIOUS LOAN BALANCE AS OF 10/1/10	2010-2011 PAYMENTS AS OF 9/30/11	CURRENT ENDING BALANCE AS OF 9/30/11	COMMENTS
2710	Jeffries Street	440,609.00	2/29/2000	2/1/2025	2,874.00	353,552.84	34,488.00	334,879.31	

*This page intentionally left blank.*



## 3h) LOAN PROGRAMS

*This page intentionally left blank.*

CITY OF DALLAS HOUSING/COMMUNITY SERVICES DEPARTMENT											
PROGRAM INCOME											
FY: 10-01-10 THROUGH 9-30-11											
						PREVIOUS					
						LOAN	2010-11	CURRENT			
						BALANCE	PAYMENTS	ENDING BALANCE			
						AS OF 10/1/10	AS OF 9/30/11	AS OF 9/30/11	COMMENTS	Revenue	
CLIENT	LOAN AMOUNT	LOAN CLOSED	MATURITY DATE	MONTHLY PAYMENTS	AS OF 10/1/10	<sup>1</sup> Adjustment	AS OF 9/30/11	AS OF 9/30/11	COMMENTS	Source	
1111 10th	42,000.00	9/18/2000	5/2/2016	242.61	27,172.49		1,698.27	25,474.22	Active	8474 & 8475	
1125 11th	7,651.75	11/21/1986	12/21/2001	87.83	13,679.15		0.00	14,142.35		8474 & 8475	
1907 Alabama	16,399.00	6/9/1995	9/9/2010	113.24	14,901.70		0.00	15,248.13		8474 & 8475	
2719 Alabama	17,272.00	11/18/1981	3/15/2002	71.97	13,357.12		0.00	13,357.12		8474 & 8475	
2814 Alaska	18,714.00	7/1/1983	7/15/1998	129.32	24,669.67		0.00	25,167.40		8474 & 8475	
1334 Amity	26,849.00	4/19/2007	4/19/2017	223.74	19,241.78		19,241.78	0.00	Paid In Full	8474 & 8475	
409 Ave A	10,884.04	12/17/1982	12/17/2012	45.23	9,764.66		0.00	9,944.37		8474 & 8475	
2903 Britton	8,500.00	10/1/1982	11/1/1999	32.29	9,446.74		0.00	9,676.18		8474 & 8475	
423 Brooklyn	13,089.60	10/26/1999	1/26/2010	109.08	1,090.80		1,090.80	0.00	Paid In Full	8474 & 8475	
2115 Canada	34,206.55	10/18/2002	10/18/2012	266.77	14,999.11		0.00	14,999.11		8474 & 8475	
1240 Cedar Haven	9,975.00	1/23/1979	9/15/1998	41.56	8,070.12		0.00	8,070.12		8474 & 8475	
1252 Cedar Haven	6,441.00	8/13/1981	2/15/2002	26.84	3,341.00		0.00	3,341.00		8474 & 8475	
1288 Cedar Haven	7,515.00	6/27/1979	7/15/1994	51.89	821.07		0.00	838.95		8474 & 8475	
1315 Claude	39,999.00	11/3/1988	12/12/2028	150.00	53,278.21		0.00	53,278.21		8474 & 8475	
1330 Claude	49,995.00	1/28/1987	1/28/2017	349.60	21,962.72		3,845.60	18,117.12	Active	8474 & 8475	
4811 Colonial	16,745.00	1983	1998	92.94	28,553.21		0.00	29,041.73		8474 & 8475	
615 Corinth	19,512.58	3/3/1982	7/1/2004	100.00	20,792.69		0.00	21,194.45		8474 & 8475	
4928 Cranfill	14,356.00	3/31/2008	4/1/2003	30.00	600.00		0.00	600.00		8474 & 8475	
2715 Cross	12,190.89	9/15/1986	9/15/1996	171.40	39,160.53		0.00	40,438.53		8474 & 8475	
3431 Crossman	9,230.00	12/9/1981	10/15/1990	89.17	3,821.72		0.00	3,880.13		8474 & 8475	
3302 Culver	52,582.31	8/31/1983	5/1/2088	102.00	46,601.07		3,500.00	43,101.07	Active	8474 & 8475	
622 Delaware	14,000.00	11/20/1989	12/1/2019	45.00	5,322.72		300.00	5,028.95		8474 & 8475	
2407 Denley	24,998.07	2/23/2006	2/23/2016	208.31	12,499.04		12,499.04	0.00	Paid In Full	8474 & 8475	
4423 Denley	11,287.18	8/6/1986	10/15/1998	144.85	29,576.66		0.00	30,855.14		8474 & 8475	
3419 Edgewood	17,602.00	1/20/1981	3/15/2001	97.69	33,180.91		0.00	33,709.03		8474 & 8475	
2731 Exline	3,630.00	5/16/1983	10/15/1998	20.17	3,209.10		0.00	3,209.10		8474 & 8475	
3006 Fairview	20,901.77	8/17/1984	4/1/1994	309.59	38,854.66		0.00	40,699.90		8474 & 8475	
3611 Frank	8,599.50	12/9/1982	3/15/1988	166.26	16,890.75		0.00	17,333.91		8474 & 8475	
2846 Frost	13,386.48	4/11/1988	4/15/2003	143.85	24,796.54		0.00	25,283.14		8474 & 8475	
1102 Galloway	23,553.00	6/11/1986	6/11/2007	150.00	21,730.75		0.00	22,255.75		8474 & 8475	
809 Glasgow	30,936.00	7/29/1982	11/1/2018	135.00	35,387.23		0.00	24,703.47	write off \$11,174.38	8474 & 8475	
1418 Glen	25,303.00	2/6/1981	11/1/2034	50.00	12,475.56		0.00	12,475.56		8474 & 8475	
460 Glencairn	32,007.15	8/16/2001	8/16/2011	266.72	1,333.63		1,333.63	0.00	Paid In Full	8474 & 8475	
1411 Glenclyff	9,551.00	8/25/2005	8/25/2015	79.59	2,877.54		2,877.54	0.00	Paid In Full	8474 & 8475	
3711 Happy Canyon	24,165.00	1/5/2001	1/5/2011	201.37	650.30		650.30	0.00	Paid In Full	8474 & 8475	
3945 Happy Canyon	19,367.00	8/8/2003	8/8/2018	107.59	9,898.69		9,898.69	0.00	Paid In Full	8474 & 8475	
1620 Henderson	40,844.00	1987	2043	113.00	28,415.24		0.00	28,415.24		8474 & 8475	
1509 Hendricks	15,287.00	8/13/1982	9/1/2000	125.00	17,094.95		0.00	17,716.91		8474 & 8475	
2542 Highwood	23,370.95	9/8/2005	9/8/2015	194.75	10,516.93		10,516.93	0.00	Paid In Full	8474 & 8475	
4806 Hopkins	5,736.18	3/2/1977	6/1/1988	51.84	6,006.30		0.00	6,183.66		8474 & 8475	
1911 Hudspeth	12,167.00	2/21/1983	6/15/1996	84.08	1,537.63		0.00	1,575.19		8474 & 8475	
2144 Hudspeth	21,000.00	8/21/1996	8/21/2011	116.66	333.33		333.33	0.00	Paid In Full	8474 & 8475	
3603 Idaho	13,500.00	2/16/1995	3/16/2010	75.00	600.00		600.00	0.00	Paid In Full	8474 & 8475	
1922 Iroquois	11,601.00	9/22/1993	11/10/1999	197.79	22,246.00		0.00	22,995.40		8474 & 8475	
3027 Jerome	10,054.00	4/16/1979	6/1/2004	32.34	8,338.02		0.00	8,409.30		8474 & 8475	
3230 Jerome	29,194.00	12/7/1981	12/7/2026	98.00	28,554.25		392.00	28,360.67	Active	8474 & 8475	
2125 Jordan Valley	7,985.00	9/10/1980	9/10/2010	20.00	2,712.60		0.00	2,712.60		8474 & 8475	
3019 Kilbourn	14,844.00	11/4/1994	6/1/2010	50.00	4,550.00		0.00	4,550.00		8474 & 8475	

CITY OF DALLAS HOUSING/COMMUNITY SERVICES DEPARTMENT											
PROGRAM INCOME											
FY: 10-01-10 THROUGH 9-30-11											
						PREVIOUS					
		LOAN	LOAN	MATURITY	MONTHLY	LOAN		2010-11	CURRENT		Revenue
	CLIENT	AMOUNT	CLOSED	DATE	PAYMENTS	BALANCE	<sup>1</sup> Adjustment	PAYMENTS	ENDING BALANCE	COMMENTS	Source
						AS OF 10/1/10		AS OF 9/30/11	AS OF 9/30/11		
3303	Kinmore	25,850.00	8/13/1982	2/1/2017	100.00	19,399.93		0.00	19,648.63		8474 & 8475
546	Kirnwood	6,563.00	8/13/1982	8/13/2002	27.34	1,194.52		0.00	1,194.52		8474 & 8475
2446	Lawrence	3,175.00	9/30/1982	12/15/1992	30.68	5,455.62		0.00	5,546.22		8474 & 8475
2632	Lawrence	2,319.00	4/27/1981	9/15/2020	10.00	1,609.00		0.00	1,609.00		8474 & 8475
2611	Lenway	27,512.71	10/30/1984	1/30/2008	165.00	41,817.19		0.00	42,945.43		8474 & 8475
2640	Lenway	11,434.66	7/14/2010	7/14/2015	190.57	9,147.68		9,147.68	0.00	Paid In Full	8474 & 8475
503	Lillian	8,249.00	1/22/1980	5/15/1995	57.00	8,991.39		0.00	9,192.27		8474 & 8475
2749	Locust	15,000.00	8/27/1981	11/15/2001	83.25	14,334.47		0.00	14,609.15		8474 & 8475
1621	Loris	29,780.00	11/22/1996	11/22/2011	165.44	10,722.08		0.00	10,722.08		8474 & 8475
202	Louisiana	33,326.00	1/4/1985	2/1/2025	180.00	31,482.40		0.00	31,513.13		8474 & 8475
2340	Lowery	24,009.30	4/14/1994	4/14/2009	165.80	16,603.18		0.00	17,009.74		8474 & 8475
729	Manhattan	15,000.00	1989	2019	63.24	5,294.09		567.72	4,726.37	Active	8474 & 8475
1502	Marsalis	22,738.90	3/29/2007	3/29/2017	189.49	12,885.38		12,885.38	0.00	Paid In Full	8474 & 8475
2830	Marsalis	2,270.00	10/5/1979	10/1/1987	100.00	802.93		0.00	830.89		8474 & 8475
3327	Marsalis	1,318.00	4/1/1982	12/15/1989	15.47	1,035.33		0.00	1,056.45		8474 & 8475
502	Martinique	7,952.25	1/28/1982	11/28/2007	30.00	2,857.90		0.00	2,924.50		8474 & 8475
2519	Maryland	8,966.00	9/2/1981	11/15/2001	37.36	6,884.91		0.00	6,884.91		8474 & 8475
3901	Metropolitan	5,983.89	6/15/1988	5/15/1998	79.01	14,279.79		0.00	14,814.99		8474 & 8475
2522	Meyers	6,840.00	6/15/1979	5/15/1994	47.24	2,627.22		0.00	2,706.06	<sup>1</sup> Adjustment	8474 & 8475
3622	Meyers	29,664.00	2/9/1989	3/1/2004	250.00	15,715.63		0.00	16,521.19		8474 & 8475
3726	Meyers	16,399.00	2/6/1986	3/1/2009	100.00	12,725.42		0.00	13,119.86		8474 & 8475
2707	Michigan	18,000.00	2/16/1995	2/16/2010	100.00	16,100.00		0.00	16,100.00		8474 & 8475
2663	Millmar	40,365.81	7/18/2003	7/18/2018	336.38	20,384.47		20,384.47	0.00	Paid In Full	8474 & 8475
3017	Modree	29,922.00	10/1/1994	10/1/2019	206.64	841.92		0.00	865.80		8474 & 8475
2658	Moffatt	29,187.00	10/1/1994	10/1/2009	162.15	9,409.75		900.00	8,509.75	Active	8474 & 8475
1215	Morrell	29,610.00	2/18/1983	2/18/2024	80.00	30,954.79		0.00	31,288.63		8474 & 8475
1427	Morrell	36,895.00	7/16/1984	1/1/2026	152.00	15,758.02		15,758.02	0.00	Paid In Full	8474 & 8475
1431	Morrell	43,657.00	9/20/1983	12/1/2013	336.00	10,065.18		10,065.18	0.00	Paid In Full	8474 & 8475
1502	Morrell	25,324.00	10/1/1978	10/1/2011	75.00	6,425.24		899.65	5,579.96	Active	8474 & 8475
1919	Morrell	8,631.35	2/9/1989	2/15/1994	183.39	20,039.42		0.00	20,765.06		8474 & 8475
1819	Morris	15,540.00	3/4/1997	6/4/2012	100.00	6,078.97		0.00	6,193.09		8474 & 8475
1842	Morris	30,000.00	5/10/1996	8/10/2011	166.67	1,499.43		1,499.43	0.00	Paid In Full	8474 & 8475
1339	Neptune	15,000.00	9/18/1989	10/1/2019	63.24	83.96		0.00	86.24		8474 & 8475
4506	Newmore	12,973.00	8/4/1988	8/4/2003	164.34	29,707.27		0.00	30,869.95		8474 & 8475
1120	Nolte	3,481.00	11/1/1978	11/1/1998	14.52	311.35		0.00	311.85		8474 & 8475
3024	Obenchain	32,730.00	5/24/1990	5/24/2020	192.28	25,858.88		0.00	25,942.59		8474 & 8475
2110	Overton	30,000.00	7/15/1997	9/15/2012	75.00	2,250.00		675.00	1,575.00	Active	8474 & 8475
2431	Peabody	5,964.00	5/16/1983	5/16/2003	24.85	2,285.38		0.00	2,285.38		8474 & 8475
2810	Pine	30,000.00	4/15/1994	4/15/2009	120.00	7,919.50		0.00	7,919.50	Active	8474 & 8475
3240	Pine	5,745.00	8/24/1978	9/15/1988	36.00	9,516.53		0.00	9,675.29		8474 & 8475
4152	Pluto	5,157.00	8/1/1982	11/9/2002	28.63	2,867.24		0.00	2,937.20		8474 & 8475
3225	Ramsey	37,422.60	1/31/2003	1/31/2013	311.85	4,564.65		4,564.65	0.00	Paid In Full	8474 & 8475
2018	Redman	4,539.00	10/14/1980	10/15/1998	25.17	2,752.91		0.00	2,814.47		8474 & 8475
3223	Reed	4,897.94	8/21/1980	3/1/1996	27.16	5,596.48		0.00	5,722.48		8474 & 8475
5222	Richard	4,240.00	4/12/1983	8/15/1998	29.30	2,583.83		0.00	2,643.11		8474 & 8475
822	Ryan	13,000.00	10/18/1989	11/1/2019	54.81	10,440.33		0.00	10,535.92		8474 & 8475
3002	Scottsbluff	3,734.00	3/10/1983	6/15/2003	20.73	6,693.31		0.00	6,805.27		8474 & 8475
4304	Seay	18,528.07	11/4/1994	11/14/2009	127.07	25,009.66		0.00	25,558.30		8474 & 8475

CITY OF DALLAS HOUSING/COMMUNITY SERVICES DEPARTMENT											
PROGRAM INCOME											
FY: 10-01-10 THROUGH 9-30-11											
PREVIOUS											
LOAN											
2010-11 CURRENT											
PAYMENTS ENDING BALANCE											
Revenue											
CLIENT	LOAN AMOUNT	LOAN CLOSED	MATURITY DATE	MONTHLY PAYMENTS	LOAN BALANCE AS OF 10/1/10	<sup>1</sup> Adjustment	PAYMENTS AS OF 9/30/11	ENDING BALANCE AS OF 9/30/11	COMMENTS	Source	
4417	Seay	7,200.00	8/26/1988	8/26/2008	30.00	1,918.82		0.00	1,918.82	Active	8474 & 8475
1711	Seevers	6,770.00	1/15/1981	12/15/2000	37.57	2,524.62		0.00	2,581.50		8474 & 8475
2823	Silkwood					2,979.17		2,979.17	0.00	Paid In Full	8474 & 8475
2635	Southland	7,817.00	9/16/1982	11/1/2005	43.39	7,957.91		0.00	8,137.43		8474 & 8475
3011	Southland	2,559.00	10/15/1981	9/15/1991	24.72	4,147.96		0.00	4,223.80		8474 & 8475
3107	Spurlock	33,844.00	5/13/1987	5/13/2027	111.60	27,324.13		0.00	27,324.13		8474 & 8475
2728	Swanson	9,679.28	1/23/1987	1/23/2002	205.66	20,176.42		0.00	0.00	Write-Off	8474 & 8475
5327	Terry	28,469.17	5/29/1987	6/1/2019	203.54	17,435.18		2,180.00	15,255.18	Active	8474 & 8475
4222	Vanette	4,146.00	8/28/1981	8/15/2016	10.00	2,289.87		0.00	2,289.87		8474 & 8475
2226	Volga	6,418.07	9/22/1978	10/15/2000	26.75	265.79		241.00	24.79	Active	8474 & 8475
2409	Warren	8,537.00	10/16/1980	1/15/2001	47.38	6,144.41		0.00	6,268.97		8474 & 8475
4715	Wateka	3,880.00	10/1/1982	10/1/1992	37.48	3,327.45		0.00	3,384.93		8474 & 8475
1407	Waweenoc	43,750.00	12/21/1999	12/21/2019	183.00	25,321.00		0.00	25,321.00		8474 & 8475
1542	Whitaker	22,334.00	7/3/1981	7/3/2001	143.88	4,163.70		0.00	4,474.26		8474 & 8475
1006	Winters	28,188.00	8/30/1984	9/1/2014	237.00	45,700.80		0.00	47,253.92		8474 & 8475
114	Woodin	55,000.00	7/1/2004	7/1/2014	458.33	15,669.64		15,669.64	0.00	Paid In Full	8474 & 8475
5530	Worth	33,016.00	1/14/1999	4/14/2014	192.39	4,056.63		2,700.00	1,356.63	Active	8474 & 8475
5927	Worth	16,557.00	2/15/1981	1/15/2001	91.90	19,513.59		0.00	19,983.75		8474 & 8475
5322	Bexar St	26,195.88	12/8/2009	12/8/2009		57,304.87	57,304.87	57,304.87	0.00	**See Comment 1	8474 & 8475
5328	Bexar St	26,195.88	1/26/2010	1/26/2010		57,304.87	57,304.87	57,304.87	0.00	**See Comment 1	8474 & 8475
					1,477,696.51	114,609.74	284,504.64	1,298,742.32			
1409	Fitzhugh	24,752.00	11/1/1993	3/1/2010	135.87	5,853.95		0.00	5,853.95		847A & 847B
1224	Georgia	26,939.00	11/1/1993	11/1/2009	66.33	2,385.96		0.00	2,385.96		847A & 847B
2614	Jeffries	85,031.00	4/30/1995	4/10/2010	472.39	4,251.15		4,251.15	0.00	Paid In Full	847A & 847B
2618	Jeffries	152,696.00	4/30/1995	4/10/2010	444.44	3,934.35		3,934.35	0.00	Paid In Full	847A & 847B
3714	Legendary Lane	342,272.00	9/6/1996	11/30/2011	2,105.40	28,424.45		23,121.31	5,606.33	Active	847A & 847B
4515	Live Oak	190,450.92	6/11/1993	12/31/2029	4,176.31	912,452.31		29,404.58	914,611.66	**See Comment 2	847A & 847B
4500-4600	March St.	1,814,204.00	12/26/1991	12/26/2018	1,471.79	1,759,853.66		23,682.60	1,753,769.66	Active	847A & 847B
504	Marsalis	190,450.92	4/29/1992	6/1/2025	667.16	131,741.33		7,338.76	125,069.73	Active	847A & 847B
701-703	W. 10th	250,383.14	11/7/1991	7/1/2025	941.29	167,549.62		6,589.03	160,960.59	Active	847A & 847B
					3,016,446.78		98,321.78	2,968,257.88			
					4,494,143.29		382,826.42	4,267,000.20			
					114,609.74						
					Adjusted Prev Loan Balance	4,608,753.03					
** Comment 1 - Total loan paid all at once by CHDO											
RENTAL HOUSING (847A & 847B)											
HOME LOAN PROGRAM (8474 & 8475)											
** Comment 2 - Assumption 7/14/11: Loan converted to a forgivable loan											
<sup>1</sup> Adjustment: The two Bexar St loans were listed on the spreadsheet but their balances were not previously included in the total of \$1,477,696.51.											
2009 Active Loans 4,371,161.06											
Newly Reported Loans (14) 122,982.23											
Bexar St (2) 114,609.74											
Total 4,608,753.03											

FY: 10-01-10 THROUGH 9-30-11										
FORGIVABLE LOANS										
							2010-11	CURRENT		
		LOAN	LOAN	MATURITY	MONTHLY	BALANCE	Amount Forgiven	ENDING BALANCE	Loan	
	CLIENT	AMOUNT	CLOSED	DATE	PAYMENTS	AS OF 10/1/10	AS OF 9/30/11	AS OF 9/30/11	Type	
1035	Glen Park	5,300.00	10/14/10	12/04/15	88.33	0.00	883.30	4,416.70	MSRP	
2373	Talco	6,105.72	10/14/10	12/04/15	101.76	0.00	1,017.60	5,088.12	MSRP	
2373	Talco	4,165.00	10/14/10	12/04/15	69.42	0.00	694.20	3,470.80	MSRP	
2727	Scotland	4,116.24	10/14/10	12/04/15	68.60	0.00	686.00	3,430.24	MSRP	
2727	Scotland	7,753.50	10/14/10	12/04/15	129.23	0.00	1,292.30	6,461.20	MSRP	
3132	50th Street	8,762.05	10/14/10	12/04/15	146.03	0.00	1,460.30	7,301.75	MSRP	
3211	Alabama	6,344.40	10/14/10	12/04/15	105.74	0.00	1,057.40	5,287.00	MSRP	
4423	Posada	5,100.80	10/14/10	12/04/15	85.01	0.00	850.10	4,250.70	MSRP	
5055	Corrigan	6,386.08	10/14/10	12/04/15	106.43	0.00	1,064.30	5,321.78	MSRP	
5055	Corrigan	4,654.00	10/14/10	12/04/15	77.57	0.00	775.70	3,878.30	MSRP	
840	Clearwood	6,548.55	10/14/10	12/04/15	109.14	0.00	1,091.40	5,457.15	MSRP	
840	Clearwood	3,040.00	10/14/10	12/04/15	50.66	0.00	506.60	2,533.40	MSRP	
2327	Toulon	6,835.94	10/15/10	12/05/15	113.93	0.00	1,139.30	5,696.64	MSRP	
2327	Toulon	5,790.70	10/15/10	12/05/15	96.51	0.00	965.10	4,825.60	MSRP	
240	Brodie	7,660.00	10/15/10	12/05/15	127.67	0.00	1,276.70	6,383.30	MSRP	
240	Brodie	2,133.35	10/15/10	12/05/15	35.55	0.00	353.30	1,780.05	MSRP	
3118	Touraine	6,510.76	10/15/10	12/05/15	108.51	0.00	1,085.10	5,425.66	MSRP	
3118	Touraine	5,800.00	10/15/10	12/05/15	96.67	0.00	966.70	4,833.30	MSRP	
3330	Maryland	8,905.00	10/15/10	12/05/15	148.42	0.00	1,484.20	7,420.80	MSRP	
7218	Embassy	6,689.16	10/15/10	12/05/15	111.49	0.00	114.90	6,574.26	MSRP	
7218	Embassy	6,700.00	10/15/10	12/05/15	111.67	0.00	1,116.70	5,583.30	MSRP	
2309	Clover Ridge	7,499.15	10/28/10	12/18/15	124.99	0.00	1,249.90	6,249.25	MSRP	
2309	Clover Ridge	792.00	10/28/10	12/18/15	13.20	0.00	132.00	660.00	MSRP	
3031	Modree	5,601.00	10/28/10	12/18/15	93.35	0.00	933.50	4,667.50	MSRP	
7418	Piedmont	8,234.35	10/28/10	12/18/15	137.23	0.00	1,372.30	6,862.05	MSRP	
7418	Piedmont	4,206.75	10/28/10	12/18/15	70.11	0.00	701.10	3,505.65	MSRP	
710	W Brooklyn	6,660.50	11/11/10	01/01/16	111.01	0.00	999.09	5,661.41	MSRP	
710	W Brooklyn	7,275.00	11/11/10	01/01/16	125.42	0.00	1,128.78	6,146.22	MSRP	
1100	Houghton	5,875.00	12/14/10	02/03/16	97.92	0.00	783.36	5,091.64	MSRP	
1100	Houghton	5,467.00	12/14/10	02/03/16	91.12	0.00	728.96	4,738.04	MSRP	
1311	S Beckley	7,289.00	12/14/10	02/03/16	121.48	0.00	971.84	6,317.16	MSRP	
1311	S Beckley	5,269.00	12/14/10	02/03/16	87.82	0.00	702.56	4,566.44	MSRP	
2338	Healey	14,160.00	12/14/10	02/03/16	236.00	0.00	1,888.00	12,272.00	MSRP	
2714	Locust	5,055.33	12/14/10	02/03/16	84.26	0.00	674.08	4,381.25	MSRP	
2714	Locust	4,944.00	12/14/10	02/03/16	82.40	0.00	659.20	4,284.80	MSRP	
2826	Waskom	7,250.00	12/14/10	02/03/16	120.83	0.00	966.64	6,283.36	MSRP	
2826	Waskom	5,385.00	12/14/10	02/03/16	89.75	0.00	718.00	4,667.00	MSRP	
3514	Texas	5,088.99	12/14/10	02/03/16	84.82	0.00	678.56	4,410.43	MSRP	
3514	Texas	6,898.80	12/14/10	02/03/16	114.98	0.00	919.84	5,978.96	MSRP	
3514	Texas	250.00	12/14/10	02/03/16	4.14	0.00	33.12	216.88	MSRP	
5629	Meadowick	7,727.20	12/14/10	02/03/16	128.79	0.00	1,030.32	6,696.88	MSRP	
5629	Meadowick	5,120.00	12/14/10	02/03/16	85.33	0.00	682.64	4,437.36	MSRP	
9266	Palisade	5,764.50	12/14/10	02/03/16	96.08	0.00	768.64	4,995.86	MSRP	
9266	Palisade	7,412.75	12/14/10	02/03/16	123.55	0.00	988.40	6,424.35	MSRP	
9306	Renova	7,950.00	12/14/10	02/03/16	131.75	0.00	1,054.00	6,896.00	MSRP	
9306	Renova	6,656.00	12/14/10	02/03/16	110.93	0.00	887.44	5,768.56	MSRP	
4122	Clark College	7,200.00	01/21/11	03/13/16	120.00	0.00	840.00	6,360.00	MSRP	
2013	Lucille	5,235.60	01/21/11	03/13/16	87.26	0.00	610.82	4,624.78	MSRP	
2013	Lucille	3,099.50	01/21/11	03/13/16	51.66	0.00	361.62	2,737.88	MSRP	
2433	E Kiest	9,567.75	01/21/11	03/13/16	159.46	0.00	1,116.22	8,451.53	MSRP	
2433	E Kiest	5,637.77	01/21/11	03/13/16	93.96	0.00	657.72	4,980.05	MSRP	
3144	Obannon	5,500.80	01/21/11	03/13/16	91.68	0.00	641.76	4,859.04	MSRP	
3144	Obannon	5,100.00	01/21/11	03/13/16	85.00	0.00	595.00	4,505.00	MSRP	
323	S Nachita	5,119.01	01/21/11	03/13/16	85.32	0.00	597.24	4,521.77	MSRP	
323	S Nachita	5,051.00	01/21/11	03/13/16	84.18	0.00	589.26	4,461.74	MSRP	
3322	Monte Carlo	7,844.60	01/21/11	03/13/16	130.74	0.00	915.18	6,929.42	MSRP	
3322	Monte Carlo	1,140.00	01/21/11	03/13/16	19.00	0.00	133.00	1,007.00	MSRP	
3322	Monte Carlo	6,936.50	01/21/11	03/13/16	115.61	0.00	809.27	6,127.23	MSRP	

FY: 10-01-10 THROUGH 9-30-11

**FORGIVABLE LOANS**

							2010-11	CURRENT		
		LOAN	LOAN	MATURITY	MONTHLY	BALANCE	Amount Forgiven	ENDING BALANCE	Loan	
	CLIENT	AMOUNT	CLOSED	DATE	PAYMENTS	AS OF 10/1/10	AS OF 9/30/11	AS OF 9/30/11	Type	
1630	Danube	9,456.65	01/24/11	03/14/16	157.61	0.00	1,103.27	8,353.38	MSRP	
1630	Danube	375.00	01/24/11	03/14/16	6.25	0.00	43.75	331.25	MSRP	
1630	Danube	5,612.00	01/24/11	03/14/16	93.53	0.00	654.71	4,957.29	MSRP	
2730	Kilburn	6,034.36	01/24/11	03/14/16	100.57	0.00	703.99	5,330.37	MSRP	
2730	Kilburn	7,090.00	01/24/11	03/14/16	118.17	0.00	827.19	6,262.81	MSRP	
3132	50th Street	3,840.00	01/24/11	03/14/16	64.00	0.00	448.00	3,392.00	MSRP	
3202	Llewellyn	5,025.00	01/24/11	03/14/16	83.75	0.00	586.25	4,438.75	MSRP	
3202	Llewellyn	2,432.00	01/24/11	03/14/16	40.53	0.00	283.71	2,148.29	MSRP	
2442	Klondike	5,241.96	02/22/11	04/14/16	87.37	0.00	524.22	4,717.74	MSRP	
2442	Klondike	1,140.00	02/22/11	04/14/16	19.00	0.00	114.00	1,026.00	MSRP	
2442	Klondike	3,570.00	02/22/11	04/14/16	59.50	0.00	357.00	3,213.00	MSRP	
2442	Klondike	4,750.00	02/22/11	04/14/16	79.17	0.00	475.02	4,274.98	MSRP	
3839	Basswood	6,065.21	02/22/11	04/14/16	101.09	0.00	607.14	5,458.07	MSRP	
3839	Basswood	3,760.00	02/22/11	04/14/16	62.67	0.00	376.02	3,383.98	MSRP	
3939	Basswood	1,600.00	02/22/11	04/14/16	26.67	0.00	160.02	1,439.98	MSRP	
617	Ryan	6,056.50	02/22/11	04/14/16	100.94	0.00	605.64	5,450.86	MSRP	
617	Ryan	3,481.35	02/22/11	04/14/16	58.02	0.00	348.12	3,133.23	MSRP	
617	Ryan	4,508.00	02/22/11	04/14/16	75.13	0.00	450.78	4,057.22	MSRP	
6531	Autumn Wood	5,616.00	02/22/11	04/14/16	93.60	0.00	561.60	5,054.40	MSRP	
6531	Autumn Wood	9,453.75	02/22/11	04/14/16	157.56	0.00	945.36	8,508.39	MSRP	
1318	Kirnwood	8,372.24	02/23/11	04/16/16	139.54	0.00	837.24	7,535.00	MSRP	
3131	Palo Alto	1,140.00	02/23/11	04/16/16	19.00	0.00	114.00	1,026.00	MSRP	
3131	Palo Alto	1,300.00	02/23/11	04/16/16	21.67	0.00	130.02	1,169.98	MSRP	
3131	Palo Alto	6,720.47	02/23/11	04/16/16	112.01	0.00	672.06	6,048.41	MSRP	
3131	Palo Alto	6,385.00	02/23/11	04/16/16	106.42	0.00	638.52	5,746.48	MSRP	
3203	Rose	4,954.71	02/23/11	04/16/16	82.58	0.00	495.48	4,459.23	MSRP	
3203	Rose	5,192.75	02/23/11	04/16/16	86.55	0.00	519.30	4,673.45	MSRP	
3203	Rose	2,304.00	02/23/11	04/16/16	86.52	0.00	519.12	1,784.88	MSRP	
3709	Dutton	6,850.00	02/23/11	04/16/16	114.17	0.00	598.02	6,251.98	MSRP	
7129	Clearpoint	1,658.68	02/23/11	04/16/16	27.64	0.00	165.84	1,492.84	MSRP	
7129	Clearpoint	6,887.56	02/23/11	04/16/16	114.79	0.00	688.74	6,198.82	MSRP	
7129	Clearpoint	6,521.20	02/23/11	04/16/16	108.69	0.00	652.14	5,869.06	MSRP	
9269	Palisade	7,396.68	02/23/11	04/16/16	123.28	0.00	739.68	6,657.00	MSRP	
9269	Palisade	5,600.00	02/23/11	04/16/16	93.33	0.00	559.98	5,040.02	MSRP	
9269	Palisade	1,189.00	02/23/11	04/16/16	19.82	0.00	118.92	1,070.08	MSRP	
2406	E Illinois	3,300.00	03/11/11	05/16/16	55.00	0.00	275.00	3,025.00	MSRP	
2406	E Illinois	6,795.00	03/11/11	05/16/16	113.25	0.00	566.25	6,228.75	MSRP	
2558	Talco	2,560.00	03/11/11	05/16/16	42.67	0.00	213.35	2,346.65	MSRP	
2558	Talco	1,295.80	03/11/11	05/16/16	21.60	0.00	108.00	1,187.80	MSRP	
2558	Talco	1,230.00	03/11/11	05/16/16	20.50	0.00	102.50	1,127.50	MSRP	
2558	Talco	5,905.75	03/11/11	05/16/16	98.43	0.00	492.15	5,413.60	MSRP	
2645	Wilbur	2,768.00	03/11/11	05/16/16	46.13	0.00	230.65	2,537.35	MSRP	
2645	Wilbur	6,342.00	03/11/11	05/16/16	105.70	0.00	528.50	5,813.50	MSRP	
5953	Golden Gate	5,675.00	03/11/11	05/16/16	94.58	0.00	472.90	5,202.10	MSRP	
5953	Golden Gate	5,565.00	03/11/11	05/16/16	92.75	0.00	463.75	5,101.25	MSRP	
5953	Golden Gate	3,980.00	03/11/11	05/16/16	66.33	0.00	331.65	3,648.35	MSRP	
7216	Harold Walker	3,730.00	03/11/11	05/16/16	62.17	0.00	310.85	3,419.15	MSRP	
7216	Harold Walker	5,094.40	03/11/11	05/16/16	84.91	0.00	424.55	4,669.85	MSRP	
7216	Harold Walker	1,180.00	03/11/11	05/16/16	19.67	0.00	424.55	755.45	MSRP	
1619	Monte Carlo	5,507.77	04/13/11	06/03/16	91.80	0.00	367.20	5,140.57	MSRP	
1347	E Ann Arbor	2,880.00	04/13/11	06/03/16	48.00	0.00	192.00	2,688.00	MSRP	
1347	E Ann Arbor	5,095.00	04/13/11	06/03/16	84.92	0.00	339.68	4,755.32	MSRP	
510	N Frances	7,233.00	04/13/11	06/03/16	120.55	0.00	482.20	6,750.80	MSRP	
510	N Frances	3,656.00	04/13/11	06/03/16	60.93	0.00	243.72	3,412.28	MSRP	
3714	Jamaica	4,632.85	04/13/11	06/03/16	77.21	0.00	308.84	4,324.01	MSRP	
3714	Jamaica	5,994.44	04/13/11	06/03/16	99.91	0.00	399.64	5,594.80	MSRP	
3714	Jamaica	4,800.00	04/13/11	06/03/16	80.00	0.00	320.00	4,480.00	MSRP	
2408	Pennsylvania	5,765.39	04/13/11	06/03/16	96.09	0.00	374.36	5,391.03	MSRP	

FY: 10-01-10 THROUGH 9-30-11

**FORGIVABLE LOANS**

							2010-11	CURRENT		
		LOAN	LOAN	MATURITY	MONTHLY	BALANCE	Amount Forgiven	ENDING BALANCE	Loan	
	CLIENT	AMOUNT	CLOSED	DATE	PAYMENTS	AS OF 10/1/10	AS OF 9/30/11	AS OF 9/30/11	Type	
2408	Pennsylvania	6,720.00	04/13/11	06/03/16	112.00	0.00	448.00	6,272.00	MSRP	
4842	Sedalia	3,325.00	04/13/11	06/03/16	55.42	0.00	221.68	3,103.32	MSRP	
4842	Sedalia	6,448.90	04/13/11	06/03/16	107.48	0.00	429.92	6,018.98	MSRP	
4842	Sedalia	1,721.90	04/13/11	06/03/16	28.70	0.00	114.80	1,607.10	MSRP	
4123	Clark College	4,290.00	04/13/11	06/03/16	71.50	0.00	286.00	4,004.00	MSRP	
4123	Clark College	7,540.00	04/13/11	06/03/16	125.67	0.00	502.68	7,037.32	MSRP	
4123	Clark College	5,616.00	04/13/11	06/03/16	93.60	0.00	374.40	5,241.60	MSRP	
2043	Shortal	6,004.26	04/15/11	06/05/16	100.17	0.00	400.68	5,603.58	MSRP	
2043	Shortal	1,175.00	04/15/11	06/05/16	19.58	0.00	78.32	1,096.68	MSRP	
2241	Sutter	7,097.40	04/15/11	06/05/16	118.29	0.00	473.16	6,624.24	MSRP	
2241	Sutter	3,000.00	04/15/11	06/05/16	50.00	0.00	200.00	2,800.00	MSRP	
2241	Sutter	5,299.98	04/15/11	06/05/16	88.33	0.00	353.32	4,946.66	MSRP	
2412	Peabody	3,200.00	04/15/11	06/05/16	53.33	0.00	213.32	2,986.68	MSRP	
2412	Peabody	9,570.96	04/15/11	06/05/16	159.52	0.00	638.08	8,932.88	MSRP	
9012	Newhall	5,825.00	04/15/11	06/05/16	97.08	0.00	388.32	5,436.68	MSRP	
9012	Newhall	1,524.00	04/15/11	06/05/16	25.40	0.00	101.60	1,422.40	MSRP	
9012	Newhall	3,994.20	04/15/11	06/05/16	66.57	0.00	266.28	3,727.92	MSRP	
6338	Power	6,285.20	04/15/11	06/05/16	104.57	0.00	418.28	5,866.92	MSRP	
6338	Power	5,089.40	04/15/11	06/05/16	84.82	0.00	339.28	4,750.12	MSRP	
6338	Power	2,960.60	04/15/11	06/05/16	49.34	0.00	197.36	2,763.24	MSRP	
1014	Morocco	6,042.36	04/15/11	06/05/16	100.71	0.00	402.84	5,639.52	MSRP	
1014	Morocco	5,580.00	04/15/11	06/05/16	93.00	0.00	372.00	5,208.00	MSRP	
2146	W Lovers	6,352.80	05/12/11	07/02/16	105.88	0.00	317.64	6,035.16	MSRP	
2146	W Lovers	946.00	05/12/11	07/02/16	15.77	0.00	47.31	898.69	MSRP	
2146	W Lovers	5,064.00	05/12/11	07/02/16	84.40	0.00	253.20	4,810.80	MSRP	
2146	W Lovers	1,140.00	05/12/11	07/02/16	19.00	0.00	57.00	1,083.00	MSRP	
7915	Larchridge	1,800.00	05/12/11	07/02/16	30.00	0.00	90.00	1,710.00	MSRP	
7915	Larchridge	5,019.20	05/12/11	07/02/16	83.65	0.00	250.95	4,768.25	MSRP	
7915	Larchridge	4,700.00	05/12/11	07/02/16	78.33	0.00	234.99	4,465.01	MSRP	
508	Meadowshire	5,085.00	05/12/11	07/02/16	84.75	0.00	254.25	4,830.75	MSRP	
508	Meadowshire	6,100.72	05/12/11	07/02/16	101.68	0.00	305.04	5,795.68	MSRP	
508	Meadowshire	3,100.00	05/12/11	07/02/16	51.67	0.00	155.01	2,944.99	MSRP	
4130	Robertson	5,785.00	05/12/11	07/02/16	96.42	0.00	289.26	5,495.74	MSRP	
4130	Robertson	3,520.00	05/12/11	07/02/16	58.67	0.00	176.01	3,343.99	MSRP	
6408	Ethel	3,214.80	05/13/11	07/02/16	53.58	0.00	160.74	3,054.06	MSRP	
6408	Ethel	7,890.00	05/13/11	07/02/16	131.50	0.00	394.50	7,495.50	MSRP	
6408	Ethel	3,858.00	05/13/11	07/02/16	64.30	0.00	192.90	3,665.10	MSRP	
2207	Ramsey	6,049.20	05/13/11	07/02/16	100.82	0.00	302.46	5,746.74	MSRP	
2207	Ramsey	6,742.50	05/13/11	07/02/16	112.38	0.00	337.14	6,405.36	MSRP	
1532	Britianway	6,283.66	05/13/11	07/02/16	104.73	0.00	314.19	5,969.47	MSRP	
1532	Britianway	5,159.40	05/13/11	07/02/16	85.99	0.00	257.97	4,901.43	MSRP	
1227	E Louisiana	4,165.00	05/13/11	07/02/16	69.42	0.00	208.26	3,956.74	MSRP	
1227	E Louisiana	5,930.72	05/13/11	07/02/16	98.85	0.00	296.55	5,634.17	MSRP	
715	715 Westmount	7,185.60	06/15/11	08/05/16	119.76	0.00	239.52	6,946.08	MSRP	
715	715 Westmount	5,358.15	06/15/11	08/05/16	89.31	0.00	178.62	5,179.53	MSRP	
715	715 Westmount	4,956.25	06/15/11	08/05/16	82.61	0.00	165.22	4,791.03	MSRP	
2619	2619 Bentley	4,700.00	06/15/11	08/05/16	28.34	0.00	56.68	4,643.32	MSRP	
2619	2619 Bentley	5,545.45	06/15/11	08/05/16	92.43	0.00	184.86	5,360.59	MSRP	
2619	2619 Bentley	2,760.00	06/15/11	08/05/16	46.00	0.00	92.00	2,668.00	MSRP	
1435	1435 Montague	1,139.00	06/15/11	08/05/16	18.99	0.00	37.98	1,101.02	MSRP	
1435	Montague	2,560.00	06/15/11	08/05/16	42.67	0.00	85.34	2,474.66	MSRP	
1435	Montague	5,057.15	06/15/11	08/05/16	84.29	0.00	168.58	4,888.57	MSRP	
1435	Montague	5,541.11	06/15/11	08/05/16	92.36	0.00	184.72	5,356.39	MSRP	
8325	Honeysuckle	1,870.00	06/15/11	08/05/16	31.17	0.00	62.34	1,807.66	MSRP	
8325	Honeysuckle	5,515.00	06/15/11	08/05/16	91.92	0.00	183.84	5,331.16	MSRP	
8325	Honeysuckle	1,536.28	06/15/11	08/05/16	25.61	0.00	51.22	1,485.06	MSRP	
6218	Denham	3,557.50	06/15/11	08/05/16	59.30	0.00	118.60	3,438.90	MSRP	
6218	Denham	5,616.00	06/15/11	08/05/16	93.60	0.00	187.20	5,428.80	MSRP	



FY: 10-01-10 THROUGH 9-30-11										
FORGIVABLE LOANS										
							2010-11	CURRENT		
		LOAN	LOAN	MATURITY	MONTHLY	BALANCE	Amount Forgiven	ENDING BALANCE	Loan	
	CLIENT	AMOUNT	CLOSED	DATE	PAYMENTS	AS OF 10/1/10	AS OF 9/30/11	AS OF 9/30/11	Type	
6218	Denham	6,497.92	06/15/11	08/05/16	108.30	0.00	216.60	6,281.32	MSRP	
721	Oceanview	1,249.50	06/15/11	08/05/16	20.83	0.00	41.66	1,207.84	MSRP	
721	Oceanview	4,160.00	06/15/11	08/05/16	69.34	0.00	138.68	4,021.32	MSRP	
721	Oceanview	5,099.99	06/15/11	08/05/16	85.00	0.00	170.00	4,929.99	MSRP	
721	Oceanview	6,196.30	06/15/11	08/05/16	103.28	0.00	206.56	5,989.74	MSRP	
304	Acme	6,780.75	06/15/11	08/05/16	113.02	0.00	226.04	6,554.71	MSRP	
304	Acme	3,847.80	06/15/11	08/05/16	64.13	0.00	128.26	3,719.54	MSRP	
304	Acme	489.50	06/15/11	08/05/16	8.16	0.00	16.32	473.18	MSRP	
2610	Exline	4,446.50	06/15/11	08/05/16	74.11	0.00	148.22	4,298.28	MSRP	
2610	Exline	5,650.00	06/15/11	08/05/16	94.17	0.00	188.34	5,461.66	MSRP	
2610	Exline	4,332.00	06/15/11	08/05/16	72.20	0.00	144.40	4,187.60	MSRP	
1975	Abshire	1,290.00	07/01/11	08/25/16	21.50	0.00	43.00	1,247.00	MSRP	
1975	Abshire	3,100.00	07/01/11	08/25/16	51.67	0.00	103.34	2,996.66	MSRP	
1975	Abshire	3,600.00	07/01/11	08/25/16	60.00	0.00	120.00	3,480.00	MSRP	
1975	Abshire	5,094.44	07/01/11	08/25/16	84.91	0.00	169.82	4,924.62	MSRP	
7420	Gayglen	3,360.00	07/01/11	08/25/16	56.00	0.00	112.00	3,248.00	MSRP	
7420	Gayglen	5,087.40	07/01/11	08/25/16	84.79	0.00	169.58	4,917.82	MSRP	
7420	Gayglen	6,852.03	07/01/11	08/25/16	114.20	0.00	228.40	6,623.63	MSRP	
2320	Bluffton	2,720.00	07/01/11	08/25/16	45.33	0.00	90.66	2,629.34	MSRP	
2320	Bluffton	5,410.70	07/01/11	08/25/16	90.18	0.00	180.36	5,230.34	MSRP	
2324	Bluffton	1,285.00	07/01/11	08/25/16	21.42	0.00	42.84	1,242.16	MSRP	
2324	Bluffton	2,635.00	07/01/11	08/25/16	43.92	0.00	87.84	2,547.16	MSRP	
2324	Bluffton	5,025.00	07/01/11	08/25/16	83.75	0.00	167.50	4,857.50	MSRP	
2324	Bluffton	6,531.94	07/01/11	08/25/16	108.87	0.00	217.74	6,314.20	MSRP	
3319	Brooklyndell	8,379.00	07/01/11	08/25/16	139.65	0.00	279.30	8,099.70	MSRP	
3319	Brooklyndell	350.00	07/01/11	08/25/16	5.83	0.00	11.66	338.34	MSRP	
3319	Brooklyndell	5,060.00	07/01/11	08/25/16	84.33	0.00	168.66	4,891.34	MSRP	
4212	S Marsalis	3,650.00	07/01/11	08/25/16	60.83	0.00	121.66	3,528.34	MSRP	
4212	S Marsalis	7,510.05	07/01/11	08/25/16	125.17	0.00	250.34	7,259.71	MSRP	
4212	S Marsalis	5,094.44	07/01/11	08/25/16	84.91	0.00	169.82	4,924.62	MSRP	
3915	Bernal	7,099.97	07/01/11	08/25/16	118.33	0.00	236.66	6,863.31	MSRP	
3915	Bernal	5,056.00	07/01/11	08/25/16	84.27	0.00	168.54	4,887.46	MSRP	
2728	Obannon	3,360.00	08/03/11	09/23/16	56.00	0.00	56.00	3,304.00	MSRP	
6305	Denham	4,210.00	08/03/11	09/23/16	70.17	0.00	70.17	4,139.83	MSRP	
6305	Denham	7,361.00	08/03/11	09/23/16	122.68	0.00	122.68	7,238.32	MSRP	
1665	Wagon Wheel	3,520.00	08/03/11	09/23/16	58.67	0.00	58.67	3,461.33	MSRP	
1665	Wagon Wheel	6,604.25	08/03/11	09/23/16	110.07	0.00	110.07	6,494.18	MSRP	
2540	Kirkley	2,480.00	08/03/11	09/23/16	41.33	0.00	41.33	2,438.67	MSRP	
2540	Kirkley	5,270.00	08/03/11	09/23/16	87.83	0.00	87.83	5,182.17	MSRP	
2540	Kirkley	5,150.00	08/03/11	09/23/16	85.83	0.00	85.83	5,064.17	MSRP	
827	Glen Arbor	5,358.15	08/03/11	09/23/16	89.30	0.00	89.30	5,268.85	MSRP	
827	Glen Arbor	7,063.55	08/03/11	09/23/16	117.73	0.00	117.73	6,945.82	MSRP	
827	Glen Arbor	1,140.00	08/03/11	09/23/16	19.00	0.00	19.00	1,121.00	MSRP	
4007	Tioga	5,659.50	08/03/11	09/23/16	94.33	0.00	94.33	5,565.17	MSRP	
4007	Tioga	4,410.00	08/03/11	09/23/16	73.50	0.00	73.50	4,336.50	MSRP	
3226	Cedar Lake	6,198.60	08/03/11	09/23/16	103.31	0.00	103.31	6,095.29	MSRP	
3226	Cedar Lake	1,139.00	08/03/11	09/23/16	18.98	0.00	18.98	1,120.02	MSRP	
3226	Cedar Lake	5,489.00	08/03/11	09/23/16	91.48	0.00	91.48	5,397.52	MSRP	
2723	Lolita	8,262.10	08/03/11	09/23/16	137.70	0.00	137.70	8,124.40	MSRP	
2723	Lolita	8,023.50	08/03/11	09/23/16	133.73	0.00	133.73	7,889.77	MSRP	
830	Lambert	6,090.00	08/18/11	10/08/16	101.50	0.00	0.00	6,090.00	MSRP	
830	Lambert	2,019.00	08/18/11	10/08/16	33.65	0.00	0.00	2,019.00	MSRP	
830	Lambert	4,800.00	08/18/11	10/08/16	80.00	0.00	0.00	4,800.00	MSRP	
830	Lambert	2,695.00	08/18/11	10/08/16	44.92	0.00	0.00	2,695.00	MSRP	
10006	Hymie	5,010.00	08/18/11	10/08/16	83.50	0.00	0.00	5,010.00	MSRP	
10006	Hymie	1,534.75	08/18/11	10/08/16	25.58	0.00	0.00	1,534.75	MSRP	
10006	Hymie	1,135.00	08/18/11	10/08/16	18.92	0.00	0.00	1,135.00	MSRP	
10006	Hymie	4,446.00	08/18/11	10/08/16	74.10	0.00	0.00	4,446.00	MSRP	

**FORGIVABLE LOANS**

							2010-11	CURRENT	
		LOAN	LOAN	MATURITY	MONTHLY	BALANCE	Amount Forgiven	ENDING BALANCE	Loan
	CLIENT	AMOUNT	CLOSED	DATE	PAYMENTS	AS OF 10/1/10	AS OF 9/30/11	AS OF 9/30/11	Type
2631	Morgan	1,609.00	08/18/11	10/08/16	26.82	0.00	0.00	1,609.00	MSRP
2631	Morgan	4,879.80	08/18/11	10/08/16	81.33	0.00	0.00	4,879.80	MSRP
2631	Morgan	6,480.00	08/18/11	10/08/16	108.00	0.00	0.00	6,480.00	MSRP
10623	Sylvia	4,434.73	08/18/11	10/08/16	73.91	0.00	0.00	4,434.73	MSRP
10623	Sylvia	2,400.00	08/18/11	10/08/16	40.00	0.00	0.00	2,400.00	MSRP
10623	Sylvia	5,320.00	08/18/11	10/08/16	88.67	0.00	0.00	5,320.00	MSRP
10623	Sylvia	1,680.00	08/18/11	10/08/16	28.00	0.00	0.00	1,680.00	MSRP
3019	Aster	5,640.00	08/18/11	10/08/16	94.00	0.00	0.00	5,640.00	MSRP
3019	Aster	4,775.00	08/18/11	10/08/16	79.58	0.00	0.00	4,775.00	MSRP
3019	Aster	8,552.02	08/18/11	10/08/16	142.53	0.00	0.00	8,552.02	MSRP
506	Mannington	4,580.35	08/18/11	10/08/16	76.34	0.00	0.00	4,580.35	MSRP
506	Mannington	1,895.00	08/18/11	10/08/16	31.58	0.00	0.00	1,895.00	MSRP
506	Mannington	1,920.00	08/18/11	10/08/16	32.00	0.00	0.00	1,920.00	MSRP
506	Mannington	5,530.00	08/18/11	10/08/16	92.17	0.00	0.00	5,530.00	MSRP
2207	Gaylord	4,320.00	08/18/11	10/08/16	72.00	0.00	0.00	4,320.00	MSRP
2207	Gaylord	8,645.70	08/18/11	10/08/16	144.10	0.00	0.00	8,645.70	MSRP
5119	Cardiff	5,145.00	08/18/11	10/08/16	85.75	0.00	0.00	5,145.00	MSRP
5119	Cardiff	3,250.00	08/18/11	10/08/16	54.17	0.00	0.00	3,250.00	MSRP
5119	Cardiff	1,133.00	08/18/11	10/08/16	18.88	0.00	0.00	1,133.00	MSRP
5119	Cardiff	5,382.44	08/18/11	10/08/16	89.71	0.00	0.00	5,382.44	MSRP
415	Coahulia	5,074.95	08/18/11	10/08/16	84.58	0.00	0.00	5,074.95	MSRP
415	Coahulia	7,355.00	08/18/11	10/08/16	122.58	0.00	0.00	7,355.00	MSRP
415	Coahulia	2,900.00	08/18/11	10/08/16	48.33	0.00	0.00	2,900.00	MSRP
4839	Clover Haven	400.00	09/16/11	11/06/16	6.67	0.00	0.00	400.00	MSRP
4839	Clover Haven	1,534.65	09/16/11	11/06/16	25.58	0.00	0.00	1,534.65	MSRP
4839	Clover Haven	5,500.00	09/16/11	11/06/16	91.67	0.00	0.00	5,500.00	MSRP
3028	Gibbs Williams	2,580.00	09/16/11	11/06/16	43.00	0.00	0.00	2,580.00	MSRP
3028	Gibbs Williams	1,069.50	09/16/11	11/06/16	17.83	0.00	0.00	1,069.50	MSRP
3028	Gibbs Williams	8,809.94	09/16/11	11/06/16	146.83	0.00	0.00	8,809.94	MSRP
4416	Dove Creek	7,360.00	09/16/11	11/06/16	122.67	0.00	0.00	7,360.00	MSRP
4416	Dove Creek	1,129.30	09/16/11	11/06/16	18.82	0.00	0.00	1,129.30	MSRP
4416	Dove Creek	7,818.75	09/16/11	11/06/16	130.31	0.00	0.00	7,818.75	MSRP
7129	Bruton	4,905.00	09/16/11	11/06/16	81.75	0.00	0.00	4,905.00	MSRP
7129	Bruton	6,147.40	09/16/11	11/06/16	102.46	0.00	0.00	6,147.40	MSRP
7129	Bruton	3,465.00	09/16/11	11/06/16	57.75	0.00	0.00	3,465.00	MSRP
3715	Soft Cloud	4,690.00	09/16/11	11/06/16	78.17	0.00	0.00	4,690.00	MSRP
3715	Soft Cloud	3,904.00	09/16/11	11/06/16	65.07	0.00	0.00	3,904.00	MSRP
3715	Soft Cloud	324.00	09/16/11	11/06/16	5.40	0.00	0.00	324.00	MSRP
3715	Soft Cloud	6,283.00	09/16/11	11/06/16	104.72	0.00	0.00	6,283.00	MSRP
2006	Idaho	93,400.00	03/26/10	**See Comment 1	0.00	0.00	0.00	93,400.00	RECON
4312	Ewing, S.	87,500.00	04/03/09	**See Comment 1	0.00	0.00	0.00	87,500.00	RECON
2780	Ann Arbor, E.	87,500.00	05/27/09	**See Comment 1	0.00	0.00	0.00	87,500.00	RECON
1323	Amos	93,400.00	06/17/10	**See Comment 1	0.00	0.00	0.00	93,400.00	RECON
3503	Weisenburger	93,400.00	08/12/10	**See Comment 1	0.00	0.00	0.00	93,400.00	RECON
1330	Grant	93,400.00	01/21/10	**See Comment 1	0.00	0.00	0.00	93,400.00	RECON
12511	Fish Rd.	93,400.00	05/17/10	**See Comment 1	0.00	0.00	0.00	93,400.00	RECON
1436	Morrell	93,400.00	05/17/10	**See Comment 1	0.00	0.00	0.00	93,400.00	RECON
3618	Chicago	93,400.00	06/17/10	**See Comment 1	0.00	0.00	0.00	93,400.00	RECON
4911	Upshur	93,400.00	05/17/10	**See Comment 1	0.00	0.00	0.00	93,400.00	RECON
703	Korgan	93,400.00	05/17/10	**See Comment 1	0.00	0.00	0.00	93,400.00	RECON
3726	Nomas	93,400.00	05/17/10	**See Comment 1	0.00	0.00	0.00	93,400.00	RECON
4216	Aztec	93,400.00	09/30/10	**See Comment 1	0.00	0.00	0.00	93,400.00	RECON
1945	Kraft	93,400.00	09/30/10	**See Comment 1	0.00	0.00	0.00	93,400.00	RECON
1847	Life	93,400.00	09/30/10	**See Comment 1	0.00	0.00	0.00	93,400.00	RECON
3234	Kinmore	90,000.00	05/07/10	**See Comment 1	0.00	0.00	0.00	90,000.00	RECON
2011	Pueblo	93,400.00	10/19/10	**See Comment 1	0.00	0.00	0.00	93,400.00	RECON
3306	Mohave Dr.	93,400.00	06/22/10	**See Comment 1	0.00	0.00	0.00	93,400.00	RECON
1627	Exeter Ave.	93,400.00	09/30/10	**See Comment 1	0.00	0.00	0.00	93,400.00	RECON

**FORGIVABLE LOANS**

						2010-11		CURRENT	
		LOAN	LOAN	MATURITY	MONTHLY	BALANCE	Amount Forgiven	ENDING BALANCE	Loan
	CLIENT	AMOUNT	CLOSED	DATE	PAYMENTS	AS OF 10/1/10	AS OF 9/30/11	AS OF 9/30/11	Type
1802	Somerset	93,400.00	12/23/10	**See Comment 1	0.00	0.00	0.00	93,400.00	RECON
506	Raynell	93,400.00	12/23/10	**See Comment 1	0.00	0.00	0.00	93,400.00	RECON
2619	Stephenson	93,400.00	10/27/10	**See Comment 1	0.00	0.00	0.00	93,400.00	RECON
4719	Nome	93,400.00	01/09/11	**See Comment 1	0.00	0.00	0.00	93,400.00	RECON
2455	Volga	93,400.00	12/23/10	**See Comment 1	0.00	0.00	0.00	93,400.00	RECON
2210	Marfa	93,400.00	12/23/10	**See Comment 1	0.00	0.00	0.00	93,400.00	RECON
3124	Rutz	93,400.00	01/14/11	**See Comment 1	0.00	0.00	0.00	93,400.00	RECON
2708	Hickman	93,400.00	01/14/11	**See Comment 1	0.00	0.00	0.00	93,400.00	RECON
4749	Burma	93,400.00	03/22/11	**See Comment 1	0.00	0.00	0.00	93,400.00	RECON
3027	Seaton Dr.	93,400.00	09/08/10	**See Comment 1	0.00	0.00	0.00	93,400.00	RECON
1218	Woodview Ln.	93,400.00	01/06/11	**See Comment 1	0.00	0.00	0.00	93,400.00	RECON
1215	Woodview Ln.	93,400.00	03/07/11	**See Comment 1	0.00	0.00	0.00	93,400.00	RECON
725	Centre	93,400.00	01/14/11	**See Comment 1	0.00	0.00	0.00	93,400.00	RECON
1551	Ohio, E.	93,400.00	03/07/11	**See Comment 1	0.00	0.00	0.00	93,400.00	RECON
2331	Hudspeth	93,400.00	05/12/11	**See Comment 1	0.00	0.00	0.00	93,400.00	RECON
1119	Bonnie View	93,400.00	05/24/11	**See Comment 1	0.00	0.00	0.00	93,400.00	RECON
418	Bonnie View	93,400.00	05/12/11	**See Comment 1	0.00	0.00	0.00	93,400.00	RECON
4107	Furey St.	91,780.00	03/07/11	**See Comment 1	0.00	0.00	0.00	91,780.00	RECON
2616	Eugene	112,859.00	08/26/10	**See Comment 1	0.00	0.00	0.00	112,859.00	RECON
5180	Lauderdale	128,382.99	09/24/10	**See Comment 1	0.00	0.00	0.00	128,382.99	RECON
1926	Arizona	93,400.00	01/14/11	**See Comment 1	0.00	0.00	0.00	93,400.00	RECON
8266	Clarkview Drive	12,000.00	7/1/2011	7/1/2021	100.00	0.00	200.00	11,800.00	MAP
3931	Pictureline	13,500.00	7/1/2011	7/1/2021	112.50	0.00	112.50	13,387.50	MAP
8703	Jennie Lee Lane	13,500.00	7/8/2011	7/8/2021	112.50	0.00	112.50	13,387.50	MAP
2005	Angelina Dr	25,000.00	7/8/2011	7/8/2021	208.33	0.00	416.66	24,583.34	MAP
3726	Falls Dr	13,500.00	7/15/2011	7/15/2021	112.50	0.00	112.50	13,387.50	MAP
2535	W Five Mile Parkway	11,500.00	7/15/2011	7/15/2021	95.83	0.00	95.83	11,404.17	MAP
1415	W Illinois	13,500.00	7/29/2011	7/29/2021	112.50	0.00	112.50	13,387.50	MAP
4731	Hollow Bend Lane	13,500.00	7/29/2011	7/29/2021	112.50	0.00	112.50	13,387.50	MAP
2542	Highwood Dr	10,300.00	8/2/2011	8/2/2021	85.53	0.00	85.53	10,214.47	MAP
8622	Cedar Post Court	25,000.00	8/4/2011	8/4/2021	208.33	0.00	208.33	24,791.67	MAP
8731	Reva St	13,500.00	8/5/2011	8/5/2021	112.50	0.00	112.50	13,387.50	MAP
8610	Cedar Post Court	25,000.00	8/9/2011	8/9/2021	208.33	0.00	100.00	24,900.00	MAP
6631	Cattle Dr	25,000.00	8/10/2011	8/10/2021	208.33	0.00	100.00	24,900.00	MAP
1716	Homeland	25,000.00	8/12/2011	8/12/2021	208.33	0.00	100.00	24,900.00	MAP
6824	Timothy Dr	25,000.00	8/17/2011	8/17/2021	208.33	0.00	100.00	24,900.00	MAP
9435	Crimnson Dt	13,500.00	8/19/2011	8/19/2021	112.50	0.00	112.50	13,387.50	MAP
3443	Charolais	25,000.00	8/19/2011	8/19/2021	208.33	0.00	100.00	24,900.00	MAP
6650	Cool Morn	25,000.00	8/20/2011	8/20/2021	208.33	0.00	100.00	24,900.00	MAP
6667	Cool Morn	25,000.00	8/22/2011	8/22/2021	208.33	0.00	100.00	24,900.00	MAP
6635	Cattle Dr	25,000.00	8/22/2011	8/22/2021	208.33	0.00	100.00	24,900.00	MAP
3450	Santa Gertrudis Dr	25,000.00	8/24/2011	8/24/2021	208.33	0.00	100.00	24,900.00	MAP
6643	Cattle Dr	25,000.00	8/25/2011	8/25/2021	208.33	0.00	100.00	24,900.00	MAP
15629	Gatsby Ln	12,000.00	8/26/2011	8/26/2021	100.00	0.00	100.00	11,900.00	MAP
9515	Rutherglen Dr	13,500.00	8/28/2011	8/28/2021	112.50	0.00	112.50	13,387.50	MAP
6623	Cattle Dr	25,000.00	8/30/2011	8/30/2021	208.33	0.00	100.00	24,900.00	MAP
8250	Clarkview	12,000.00	8/30/2011	8/30/2021	100.00	0.00	100.00	11,900.00	MAP
12263	Ortega St	13,500.00	8/30/2011	8/30/2021	112.50	0.00	112.50	13,387.50	MAP
6820	Clark Ridge	12,000.00	8/31/2011	8/31/2021	100.00	0.00	100.00	11,900.00	MAP
6654	Cool Morn	25,000.00	9/28/2011	9/28/2021	208.33	0.00	0.00	25,000.00	MAP
3446	Charolais Dr	25,000.00	9/28/2011	9/28/2021	208.33	0.00	0.00	25,000.00	MAP
3450	Charolais Dr	25,000.00	9/28/2011	9/28/2021	208.33	0.00	0.00	25,000.00	MAP
5328	Bexar St	25,000.00	9/28/2011	9/28/2021	208.33	0.00	0.00	25,000.00	MAP
3467	Brahma Drive	44,056.00	6/27/2011	6/27/2026	367.13	0.00	1,101.39	42,954.61	NSP
6640	Happy Trails Drive	45,789.98	6/29/2011	6/29/2026	381.58	0.00	1,144.74	44,645.24	NSP
6641	Happy Trails Drive	43,642.47	6/30/2011	6/30/2026	363.69	0.00	1,091.07	42,551.40	NSP
6632	Happy Trails Drive	53,251.77	6/30/2011	6/30/2026	443.76	0.00	1,331.28	51,920.49	NSP
3403	Brahma Drive	48,917.46	7/1/2011	7/1/2026	407.65	0.00	815.30	48,102.16	NSP

FY: 10-01-10 THROUGH 9-30-11										
FORGIVABLE LOANS										
							2010-11	CURRENT		
		LOAN	LOAN	MATURITY	MONTHLY	BALANCE	Amount Forgiven	ENDING BALANCE	Loan	
	CLIENT	AMOUNT	CLOSED	DATE	PAYMENTS	AS OF 10/1/10	AS OF 9/30/11	AS OF 9/30/11	Type	
3414	Mojave	49,183.69	7/6/2011	7/6/2026	409.86	0.00	1,819.72	47,363.97	NSP	
3410	Mojave	53,763.47	7/8/2011	7/8/2026	448.03	0.00	896.06	52,867.41	NSP	
6633	Happy Trails Drive	45,984.41	7/11/2011	7/11/2026	383.20	0.00	766.40	45,218.01	NSP	
6636	Happy Trails Drive	43,914.68	7/29/2011	7/29/2026	365.96	0.00	731.92	43,182.76	NSP	
6637	Happy Trails Drive	52,436.01	7/30/2011	7/30/2026	436.97	0.00	873.94	51,562.07	NSP	
1331	Hendricks	41,505.86	8/1/2011	8/1/2026	345.88	0.00	345.88	41,159.98	NSP	
6644	Happy Trails Drive	49,590.23	8/2/2011	8/2/2026	413.25	0.00	4,413.25	45,176.98	NSP	
6163	Balcony	31,981.50	8/12/2011	8/12/2026	266.51	0.00	266.51	31,714.99	NSP	
1339	Claude	44,132.20	8/25/2011	8/25/2026	367.77	0.00	367.77	43,764.43	NSP	
1540	Sax Leigh Dr	52,862.82	8/30/2011	8/30/2026	440.52	0.00	440.82	52,422.00	NSP	
2343	John Mccoy	45,850.64	8/31/2011	8/31/2026	382.09	0.00	382.09	45,468.55	NSP	
6250	Balcony	32,520.31	9/14/2011	9/14/2026	271.00	0.00	271.00	32,249.31	NSP	
1352	Hendricks	44,564.33	9/30/2011	9/30/2026	371.37	0.00	0.00	44,564.33	NSP	
9606	Calle De Oro	23,915.00	9/30/2011	9/30/2026	199.29	0.00	0.00	23,915.00	NSP	
1528	Sax Leigh Dr	42,978.48	9/30/2011	9/30/2026	358.15	0.00	0.00	42,978.48	NSP	
1516	Sax Leigh Dr	49,505.45	9/30/2011	9/30/2026	412.55	0.00	0.00	49,505.45	NSP	
8610	Cedar Post Court	6,625.00	7/8/2011	7/8/2016	110.41	0.00	220.82	6,404.18	CHDO	
6618	Cool Morn	10,000.00	7/18/2011	7/18/2016	166.67	0.00	333.34	9,666.66	CHDO	
8614	Cedar Post Court	6,625.00	8/8/2011	8/8/2016	110.41	0.00	220.82	6,404.18	CHDO	
3443	Charolais	10,000.00	8/19/2011	8/19/2016	166.67	0.00	166.67	9,833.33	CHDO	
6667	Cool Morn	10,000.00	8/22/2011	8/22/2016	166.67	0.00	166.67	9,833.33	CHDO	
3450	Santa Gertrudis Dr	10,000.00	8/23/2011	8/23/2016	166.67	0.00	166.67	9,833.33	CHDO	
3451	Brahma Drive	10,000.00	8/29/2011	8/29/2016	166.67	0.00	166.67	9,833.33	CHDO	
6657	Happy Trails Drive	10,000.00	8/30/2011	8/30/2016	166.67	0.00	166.67	9,833.33	CHDO	
6636	Leaning Oaks	10,000.00	8/31/2011	8/31/2016	166.67	0.00	166.67	9,833.33	CHDO	
6650	Cool Morn	10,000.00	8/31/2011	8/31/2016	166.67	0.00	166.67	9,833.33	CHDO	
3219	Buckskin Drive	10,000.00	9/2/2011	9/2/2016	166.67	0.00	0.00	10,000.00	CHDO	
3346	Charolais	10,000.00	9/7/2011	9/7/2016	166.67	0.00	0.00	10,000.00	CHDO	
3368	Mojave	10,000.00	9/8/2011	9/8/2016	166.67	0.00	0.00	10,000.00	CHDO	
3450	Charolais	10,000.00	9/9/2011	9/9/2016	166.67	0.00	0.00	10,000.00	CHDO	
6654	Cool Morn	10,000.00	9/19/2011	9/19/2016	166.67	0.00	0.00	10,000.00	CHDO	
6653	Happy Trails Drive	10,000.00	9/22/2011	9/22/2016	166.67	0.00	0.00	10,000.00	CHDO	
6238	Buckskin Drive	10,000.00	9/29/2011	9/29/2016	166.67	0.00	0.00	10,000.00	CHDO	
5328	Bexar St	28,000.00	9/28/2011	9/28/2016	233.33	0.00	0.00	28,000.00	CHDO	

\*\* Comment 1 - The entire amount of unpaid principal and any accrued interest shall be due and payable in one payment upon the death of Borrower or Transfer of the Property (Maturity Date).

<b>CITY OF DALLAS HOUSING/COMMUNTIY SERVICES DEPARTMENT</b>									
<b>Section 108</b>									
<b>2010 PROGRAM INCOME</b>									
<b>FY: 10-01-10 THROUGH 9-30-11</b>									
						<b>PREVIOUS</b>			
						<b>LOAN</b>	<b>2010-2011</b>	<b>CURRENT</b>	
		<b>LOAN</b>	<b>LOAN</b>	<b>MATURITY</b>	<b>MONTHLY</b>	<b>BALANCE</b>	<b>PAYMENTS</b>	<b>ENDING BALANCE</b>	
	<b>CLIENT</b>	<b>AMOUNT</b>	<b>CLOSED</b>	<b>DATE</b>	<b>PAYMENTS</b>	<b>AS OF 10/1/10</b>	<b>AS OF 9/30/11</b>	<b>AS OF 9/30/11</b>	<b>COMMENTS</b>
	2710 Jeffries Street	440,609.00	2/29/2000	2/1/2025	2,874.00	353,552.84	34,488.00	334,879.31	

SOUTHERN DALLAS DEVELOPMENT CORPORATION											
SUBRECIPIENT REVOLVING LOAN PORTFOLIO FINANCIAL STATUS REPORT											
CAPER REPORT: FY 10/1/2010 - 9/30/2011											
REPORT AS OF: SEPTEMBER 30, 2011											
	LOAN	LOAN	MATURITY	MONTHLY	LOAN	2010-11	ENDING		PAID IN FULL		
	AMOUNT	CLOSED	DATE	PAYMENTS	BALANCE	PAYMENTS	BALANCE	LOAN	OR	JOB	JOB
CLIENT					AS OF 10/1/10	AS OF 9/30/11	AS OF 9/30/11	STATUS	CHARGED OFF	CREATION	RETENTION
ACCURATE WASTE CONTROL	100,000.00	3/30/2001	4/1/2013	1,000.00	24,748.01	14,050.00	12,495.91	ACTIVE			
ADI ENGINEERING	270,000.00	8/31/2010	9/1/2013	2,531.57	270,000.00	24,679.34	262,522.56	ACTIVE			
AL-ROUSAN & WARED CORP *	25,000.00	8/22/2011	9/1/2016	277.55	0.00	277.55	24,885.08	ACTIVE			
ALTO INSURANCE (CLAUDIA ZUNIGA)	150,000.00	2/4/2008	5/1/2023	1,348.24	139,100.30	17,527.12	133,028.11	ACTIVE		1	
CEDRIC BOLDEN (CEDRIC B'S BARBER)	65,000.00	1/18/2008	5/1/2023	621.17	58,988.37	7,593.00	55,872.76	ACTIVE			
CENTER AUTO SALES & RIOS PROPERTIES	35,000.00	7/6/2010	10/1/2025	295.35	35,000.00	3,544.20	33,538.29	ACTIVE			
CF&H (SOUTH DALLAS NURSING HOME)	240,000.00	4/8/2009	4/1/2012	7,301.26	126,024.62	126,717.62	0.00	PAID OFF	11/1/2010		
DALLAS IRON WORKS	150,000.00	4/29/2010	8/1/2015	2,899.92	148,149.39	28,999.20	123,792.03	ACTIVE			
DILBECK COURT LIMITED	74,000.00	7/6/2009	9/1/2014	1,430.63	61,090.41	17,167.56	47,230.95	ACTIVE		1 P/T	
ELAINE CAMPBELL (ELAINE'S KITCHEN)	76,850.00	12/12/2008	4/1/2024	701.54	74,720.05	8,500.00	71,863.36	ACTIVE			
KANGAROO CASES	209,876.80	1/16/2009	10/1/2016	3,066.00	187,372.86	37,701.30	160,784.35	ACTIVE			
LA AVENIDA JOINT VENTURE	500,000.00	9/8/1992	8/1/2022	1,346.82	232,447.69	16,161.84	220,845.37	ACTIVE			
MODERN SENIOR LIVING, LLC *	225,000.00	11/18/2010	12/1/2015	2,386.47	0.00	22,273.72	210,760.74	ACTIVE		8 F/T; 1 P/T	37
MOSELEY FURNITURE	90,000.00	9/17/2002	8/1/2017	750.00	37,339.74	9,000.00	30,061.38	ACTIVE			
ON TARGET SUPPLIES & LOGISTICS	300,000.00	6/9/2008	5/1/2015	5,799.84	227,734.15	86,997.60	170,346.86	ACTIVE			
PARK PLACE REALTY & PROPERTY MGMT	41,011.00	8/13/2010	12/1/2017	599.11	28,350.00	6,617.32	37,009.05	ACTIVE			
PHIL'S TIRES & WHEELS (FIDEL RAUDRY) *	25,000.00	9/29/2011	10/1/2016	483.32	0.00	0.00	25,000.00	ACTIVE			
SAHEED SOLARIN (LANTERN DENTAL)	60,000.00	9/22/2006	10/1/2011	1,216.58	15,904.91	14,628.96	2,096.21	ACTIVE			
LANTERN DENTAL CLINIC, INC.	33,000.00	3/26/2010	4/1/2015	637.98	31,394.29	7,685.76	24,784.70	ACTIVE			
STANLEY FRANCIS (STANLEY'S CATFISH)	36,200.00	7/26/2007	11/1/2014	573.28	25,238.89	6,306.18	20,906.02	ACTIVE		1	
THRASH MEMORIAL FUNERAL HOME	70,000.00	7/6/2009	10/1/2024	629.18	68,544.26	9,689.74	64,804.99	ACTIVE			
ICDC	690,133.00	4/21/1999	7/1/2023	2,643.82	599,409.83	31,725.84	579,029.80	ACTIVE			
DILBECK COURT LIMITED	300,000.00	6/29/2005	7/15/2016	2,332.43	201,140.24	27,741.81	189,482.52	ACTIVE / LOAN MOD			
RENE ALVAREZ (GENESIS TRANSMISSION)	162,025.00	8/6/2008	11/1/2023	1,456.33	159,087.50	6,376.32	156,127.50	ACTIVE / LOAN MOD			
NELSON MASI (KASI GROCERY)	138,000.00	4/18/2008	11/1/2023	1,091.30	135,270.00	4,850.00	131,599.57	PARTIAL CHARGE OFF/LITIGATION	9/28/2011		
ZYCOMM INDUSTRIES	156,309.22	4/23/2008	8/1/2015	2,508.40	139,760.24	10,193.00	130,711.62	CHARGE OFF/LITIGATION	9/30/2011		
EVANS ENGRAVING	47,000.00	9/6/2002	10/1/2013	342.06	30,493.86	3,450.00	28,193.18	ACTIVE/WORKOUT			
J&S DISTRIBUTION (Williams Supermarket)	225,000.00	5/13/2004	7/1/2012	2,731.38	61,351.68	32,806.56	31,051.52	ACTIVE/WORKOUT			
BOBSAITH, LLC (CREATIVE EVENTS)	35,000.00	2/10/2006	8/1/2011	352.19	32,226.05	0.00	32,226.05	C.O./ LITIGATION/JUDGEMENT	9/23/2010		
TIZOC'S, INC.	65,000.00	7/24/2008	11/1/2013	1,287.08	49,815.66	2,194.98	49,449.96	CHARGE OFF / FORECLOSURE	9/28/2011		
<b>TOTAL PAYMENTS RECEIVED</b>	<b>\$4,594,405.02</b>			<b>\$ 50,640.80</b>	<b>\$ 3,200,703.00</b>	<b>\$585,456.52</b>	<b>\$ 3,060,500.44</b>				
* New Loans FY10-11											
** Loan in Draw Down Phase - paying interest only											
*** Interest Only Payment Phase											
**** Interest only payments and P&I pymts											
ISIS, LLC (Settlement Agrmt w/ guarantor)	220,000.00	8/30/2006	10/1/2008	500.00	11,500.00	6,000.00	5,500.00	Settlement Agrmt Guarantor			
IMPERIAL BEVERAGE	100,000.00	1/12/2005	1/1/2010	760.14	60,475.26	5,000.00	55,475.26	CHARGE OFF / LITIGATION	9/23/2010		
COOKIE COMPANY	75,000.00	7/31/2001	8/1/2007	350.00	36,442.61	350.00	36,442.61	CHARGE OFF	2/24/2005		
<b>CHARGE OFF RECOVERY</b>	<b>\$ 395,000.00</b>			<b>\$ 1,610.14</b>	<b>\$ 108,417.87</b>	<b>\$ 11,350.00</b>	<b>\$ 97,417.87</b>				
<b>TOTAL</b>						<b>\$596,806.52</b>					
<b>LEGAL FEES &amp; Other Expenses</b>						<b>61,640.71</b>					

## 4. FAIR HOUSING SUMMARY

*This page intentionally left blank.*



# FAIR HOUSING SUMMARY

**DESCRIPTION/ACCOMPLISHMENTS:** On June 12, 1992, the City of Dallas was granted interim certification and on April 24, 1995, final certification as a substantially equivalent fair housing agency. The Dallas Fair Housing Ordinance continues to be substantially equivalent to the Federal Fair Housing Act. The primary objective of the Fair Housing Office under the City of Dallas Comprehensive Plan is to affirmatively further fair housing. To that end, the fair housing accomplishments in FY 2010-11 are detailed below:

**Enforcement** – Filed and investigated 104 housing discrimination complaints and closed 108 cases, with 6 cases conciliated for \$7,485 in monetary and valuable consideration.

**Education and Training** – Provided 42 fair housing presentations and promotional events and trained 4,089 citizens and housing providers and 526 city employees on fair housing rights and responsibilities.

**Promotion/Outreach** – Provided fair housing marketing through 55 (30 Spanish) sixty-second radio advertisements on two radio stations and 20 thirty second radio advertisements 40 (16 Spanish) newspaper advertisements printed bi-weekly in two newspapers and 25 spots on television advertisement (Spanish).

## **Affordable Housing Assistance**

- Monitored 40 Affirmative Fair Housing Marketing Plans for City-assisted multifamily family housing developments.
- Distributed 587 government assisted housing/affordable housing referral packets.
- Maintain and update semi-annually list of 280 government-assisted affordable multifamily units in Dallas for distribution to citizens.
- Received, processed and made necessary referrals for 1,462 citizen request for services.

## **Fair Housing Enhancements**

On June 16, 2009, an email component was added to the Fair Housing Department website that allows the public to submit fair housing related questions/comments directly to department staff.

## Summary of Analysis of Impediments

Based on the 2007 Analysis of Impediments and Five Year Strategic Plan, impediments to fair housing choice are defined as any actions, omissions, or decisions which have the effect of restricting housing choice or the availability of housing choice on the basis of race, color, religion, sex, handicap, familial status, or national origin. The 2007 Report indicated impediments in the following areas:

- Public and private rental housing access and services
- Private purchase and financing information and services
- Difficult access to information on Community Care facilities for persons with disabilities
- Need for fair housing opportunities in affordable housing programs

Below are the actions taken during the 2010-11 program year to overcome the effects of the impediments and to affirmatively further fair housing.

- Maintained and updated semi-annually, a list of 280 government-assisted affordable multifamily units in Dallas for distribution to citizens.
- Distributed 587 government assisted housing/affordable housing referral packets.
- Enhanced fair housing education and outreach to the underrepresented (Hispanic) population by providing 71 Spanish radio and newspaper advertisements.

"

## 5. SECTION 3 SUMMARY

*This page intentionally left blank.*

CITY OF DALLAS Report has been submitted.

December 20, 2011

**Section 3 Summary Report**

Economic Opportunities for  
Low and Very Low-Income Persons

**U.S. Department of Housing  
and Urban Development**

Office of Fair Housing  
and Equal Opportunity

**OMB Approval No.2529-0043**

(exp. 11/30/2010)

**HUD Field Office :** : DALLAS/FT. WORTH, TX

See Public Reporting Burden Statement below

**1. Recipient Name:**

City of Dallas

**Recipient Address:** *(street, city, state, zip)*

1500 Marilla, 4FS  
Dallas , Texas 75201

**2. Grant Number:**

B10MC480009

**3. Total Amount of Award:** \$ 19,367,645  
Amount of All Contracts Awarded: \$ 461,269

**4. Contact Person:**

Chan Williams

**5. Phone:** 214-670-5544

**Fax:** 214-670-0741

**E-Mail:** Chan.Williams@DallasCityHall.com

**6. Length of Grant:** 12 *Month(s)*

**7. Reporting Period:** Quarter 4 of Fiscal Year 2010

**8. Date Report Submitted:**

12/20/2011

**9. Program Code-Name:**

7-CDBG-Entitlement

**Program Codes:**

3A = Public/Indian Housing Development  
4 = Homeless Assistance  
7 = CDBG-Entitlement  
10= Other Housing Programs

1 = Flexible Subsidy  
3B = Public/Indian Housing Operation  
5 = HOME Assistance  
8 = CDBG-State Administered

2 = Section 202/811  
3C = Public/Indian Housing Modernization  
6 = HOME-State Administered  
9 = Other CD Programs

**Part I. Employment and Training** (Columns B, C, and F are mandatory fields.)

<b>A Job Category</b>	<b>B Number of New Hires</b>	<b>C Number of New Hires that are Sec.3 Residents</b>	<b>D % of Section 3 New Hires</b>	<b>E % of Total Staff Hours for Section 3 Employees</b>	<b>F Number of Section 3 Trainees</b>
Professionals	0	0	0.00 %	0.00 %	0
Technicians	0	0	0.00 %	0.00 %	0
Office/Clerical	0	0	0.00 %	0.00 %	0
Officials/Managers	0	0	0.00 %	0.00 %	0
Sales	0	0	0.00 %	0.00 %	0
Craft Workers (skilled)	0	0	0.00 %	0.00 %	0
Operatives (semiskilled)	0	0	0.00 %	0.00 %	0
Laborers (unskilled)	0	0	0.00 %	0.00 %	0
Service Workers	0	0	0.00 %	0.00 %	0
Other (List)	0	0	0.00 %	0.00 %	0
<b>Total</b>	0	0			0

**Part II. Contracts Awarded**

**1. Construction Contracts:**

- A. Total dollar amount of all construction contracts awarded on the project \$ 461,269
- B. Total dollar amount of construction contracts awarded to Section 3 businesses \$ 0
- C. Percentage of the total dollar amount that was awarded to Section 3 businesses 0.00 %
- D. Total number of Section 3 businesses receiving construction contracts 0

**2. Non-Construction Contracts:**

- A. Total dollar amount of all non-construction contracts awarded on the project \$ 0
- B. Total dollar amount of non-construction contracts awarded to Section 3 businesses \$ 0
- C. Percentage of the total dollar amount that was awarded to Section 3 businesses 0.00 %
- D. Total number of Section 3 businesses receiving non-construction contracts 0

**Part III. Summary of Efforts**

Indicate the efforts made to direct the employment and other economic opportunities generated by HUD financial assistance for housing and community development programs, to the greatest extent feasible, toward low- and very low-income persons, particularly those who are recipients of government assistance for housing. (Select **yes** to all that apply)

**Yes** Recruited low-income residents through: local advertising media, signs prominently displayed at the project site, contacts with community organizations and public or private agencies operating within the metropolitan area (or nonmetropolitan county) in which the Section 3 covered program or project is located, or similar methods.

**Yes** Participated in a HUD program or other program which promotes the training or employment of Section 3 residents.

**Yes** Participated in a HUD program or other program which promotes the award of contracts to business concerns which meet the definition of Section 3 business concerns.

**No** Coordinated with Youthbuild Programs and administered in the metropolitan area in which the Section 3 covered project is located.

**No** Other; describe below.

Public reporting burden for this collection of information is estimated to average 6 hours per response, including the time for reviewing instructions, searching existing data sources, gathering and maintaining the data needed, and completing and reviewing the collection of information. This agency

may not collect this information, and you are not required to complete this form, unless it displays a currently valid OMB control number.

Section 3 of the Housing and Urban Development Act of 1968, as amended, 12 U.S.C. 1701u., mandates that the Department ensure that employment and other economic opportunities generated by its housing and community development assistance programs are directed toward low- and very low-income persons, particularly those who are recipients of government assistance for housing. The regulations are found at 24 CFR Part 135. The information will be used by the Department to monitor program recipients' compliance with Section 3, to assess the results of the Department's efforts to meet the statutory objectives of Section 3, to prepare reports to Congress, and by recipients as a self-monitoring tool. The data is entered into a data base and will be analyzed and distributed. The collection of information involves recipients receiving Federal financial assistance for housing and community development programs covered by Section 3. The information will be collected annually to assist HUD in meeting its reporting requirements under Section 808(e)(6) of the Fair Housing Act and Section 916 of the HCDA of 1992. An assurance of confidentiality is not applicable to this form. The Privacy Act of 1974 and OMB Circular A-108 are not applicable. The reporting requirements do not contain sensitive questions. Data is cumulative; personal identifying information is not included.

---

CITY OF DALLAS Report has been submitted.

December 20, 2011

**Section 3 Summary Report**Economic Opportunities for  
Low and Very Low-Income Persons**U.S. Department of Housing  
and Urban Development**Office of Fair Housing  
and Equal Opportunity**OMB Approval No.2529-0043**

(exp. 11/30/2010)

**HUD Field Office :** DALLAS/FT. WORTH, TX

See Public Reporting Burden Statement below

**1. Recipient Name:**

City of Dallas

**Recipient Address:** *(street, city, state, zip)*1500 Marilla, 4FS  
Dallas, Texas 75201**2. Grant Number:**

MC10MC480203

**3. Total Amount of Award:** \$ 8,475,460  
Amount of All Contracts Awarded: \$ 1,500,000**4. Contact Person:**

Chan Williams

**5. Phone:** 214-570-5544**Fax:** 214-670-0741**E-Mail:** Chan.Williams@DallasCityHall.com**6. Length of Grant:** 12 *Month(s)***7. Reporting Period:** Quarter 4 of Fiscal Year 2010**8. Date Report Submitted:**

12/20/2011

**9. Program Code-Name:**

5-HOME Assistance

**Program Codes:**

3A = Public/Indian Housing Development

4 = Homeless Assistance

7 = CDBG-Entitlement

10= Other Housing Programs

1 = Flexible Subsidy

3B = Public/Indian Housing Operation

5 = HOME Assistance

8 = CDBG-State Administered

2 = Section 202/811

3C = Public/Indian Housing Modernization

6 = HOME-State Administered

9 = Other CD Programs



**Part I. Employment and Training** (Columns B, C, and F are mandatory fields.)

<b>A</b> Job Category	<b>B</b> Number of New Hires	<b>C</b> Number of New Hires that are Sec.3 Residents	<b>D</b> % of Section 3 New Hires	<b>E</b> % of Total Staff Hours for Section 3 Employees	<b>F</b> Number of Section 3 Trainees
Professionals	0	0	0.00 %	0.00 %	0
Technicians	0	0	0.00 %	0.00 %	0
Office/Clerical	0	0	0.00 %	0.00 %	0
Officials/Managers	0	0	0.00 %	0.00 %	0
Sales	0	0	0.00 %	0.00 %	0
Craft Workers (skilled)	0	0	0.00 %	0.00 %	0
Operatives (semiskilled)	0	0	0.00 %	0.00 %	0
Laborers (unskilled)	0	0	0.00 %	0.00 %	0
Service Workers	0	0	0.00 %	0.00 %	0
Other (List)	0	0	0.00 %	0.00 %	0
<b>Total</b>	0	0			0

**Part II. Contracts Awarded**

**1. Construction Contracts:**

- A. Total dollar amount of all construction contracts awarded on the project \$ 1,500,000
- B. Total dollar amount of construction contracts awarded to Section 3 businesses \$ 0
- C. Percentage of the total dollar amount that was awarded to Section 3 businesses 0.00 %
- D. Total number of Section 3 businesses receiving construction contracts 0

**2. Non-Construction Contracts:**

- A. Total dollar amount of all non-construction contracts awarded on the project \$ 0
- B. Total dollar amount of non-construction contracts awarded to Section 3 businesses \$ 0
- C. Percentage of the total dollar amount that was awarded to Section 3 businesses 0.00 %
- D. Total number of Section 3 businesses receiving non-construction contracts 0

**Part III. Summary of Efforts**

Indicate the efforts made to direct the employment and other economic opportunities generated by HUD financial assistance for housing and community development programs, to the greatest extent feasible, toward low- and very low-income persons, particularly those who are recipients of government assistance for housing. (Select **yes** to all that apply)

**Yes** Recruited low-income residents through: local advertising media, signs prominently displayed at the project site, contacts with community organizations and public or private agencies operating within the metropolitan area (or nonmetropolitan county) in which the Section 3 covered program or project is located, or similar methods.

**Yes** Participated in a HUD program or other program which promotes the training or employment of Section 3 residents.

**Yes** Participated in a HUD program or other program which promotes the award of contracts to business concerns which meet the definition of Section 3 business concerns.

**No** Coordinated with Youthbuild Programs and administered in the metropolitan area in which the Section 3 covered project is located.

**No** Other; describe below.

Public reporting burden for this collection of information is estimated to average 6 hours per response, including the time for reviewing instructions, searching existing data sources, gathering and maintaining the data needed, and completing and reviewing the collection of information. This agency

may not collect this information, and you are not required to complete this form, unless it displays a currently valid OMB control number.

Section 3 of the Housing and Urban Development Act of 1968, as amended, 12 U.S.C. 1701u., mandates that the Department ensure that employment and other economic opportunities generated by its housing and community development assistance programs are directed toward low- and very low-income persons, particularly those who are recipients of government assistance for housing. The regulations are found at 24 CFR Part 135. The information will be used by the Department to monitor program recipients' compliance with Section 3, to assess the results of the Department's efforts to meet the statutory objectives of Section 3, to prepare reports to Congress, and by recipients as a self-monitoring tool. The data is entered into a data base and will be analyzed and distributed. The collection of information involves recipients receiving Federal financial assistance for housing and community development programs covered by Section 3. The information will be collected annually to assist HUD in meeting its reporting requirements under Section 808(e)(6) of the Fair Housing Act and Section 916 of the HCDA of 1992. An assurance of confidentiality is not applicable to this form. The Privacy Act of 1974 and OMB Circular A-108 are not applicable. The reporting requirements do not contain sensitive questions. Data is cumulative; personal identifying information is not included.

---

CITY OF DALLAS Report has been submitted.

December 22, 2011

**Section 3 Summary Report**Economic Opportunities for  
Low and Very Low-Income PersonsU.S. Department of Housing  
and Urban Development  
Office of Fair Housing  
and Equal OpportunityOMB Approval No.2529-0043  
(exp. 11/30/2010)

HUD Field Office : : DALLAS/FT. WORTH, TX

See Public Reporting Burden Statement below

**1. Recipient Name:**

City of Dallas

**Recipient Address:** *(street, city, state, zip)*1500 Marilla, 4FS  
Dallas, Texas 75201**2. Grant Number:**

B09MY480009

**3. Total Amount of Award:** \$ 4,700,469  
Amount of All Contracts Awarded: \$ 2,755,079**4. Contact Person:**

Chan Williams

**5. Phone:** 214-670-5544**Fax:** 214-670-0741**E-Mail:** Chan.Williams@DallasCityHall.com**6. Length of Grant:** 36 *Month(s)***7. Reporting Period:** Quarter 4 of Fiscal Year 2010**8. Date Report Submitted:**

12/22/2011

**9. Program Code-Name:**

9-Other CD Programs

**Program Codes:**

1 = Flexible Subsidy	2 = Section 202/811
3A = Public/Indian Housing Development	3B = Public/Indian Housing Operation
3C = Public/Indian Housing Modernization	4 = Homeless Assistance
5 = HOME Assistance	6 = HOME-State Administered
7 = CDBG-Entitlement	8 = CDBG-State Administered
9 = Other CD Programs	10 = Other Housing Programs

<b>Part I. Employment and Training</b> (Columns B, C, and F are mandatory fields.)					
<b>A</b> Job Category	<b>B</b> Number of New Hires	<b>C</b> Number of New Hires that are Sec.3 Residents	<b>D</b> % of Section 3 New Hires	<b>E</b> % of Total Staff Hours for Section 3 Employees	<b>F</b> Number of Section 3 Trainees
Professionals	0	0	0.00 %	0.00 %	0
Technicians	0	0	0.00 %	0.00 %	0
Office/Clerical	0	0	0.00 %	0.00 %	0
Officials/Managers	0	0	0.00 %	0.00 %	0
Sales	0	0	0.00 %	0.00 %	0
Craft Workers (skilled)	0	0	0.00 %	0.00 %	0
Operatives (semiskilled)	0	0	0.00 %	0.00 %	0
Laborers (unskilled)	0	0	0.00 %	0.00 %	0
Service Workers	0	0	0.00 %	0.00 %	0
Other (List)	0	0	0.00 %	0.00 %	0
<b>Total</b>	0	0			0

**Part II. Contracts Awarded****1. Construction Contracts:**

A. Total dollar amount of all construction contracts awarded on the project	\$ 2,755,079
B. Total dollar amount of construction contracts awarded to Section 3 businesses	\$ 1,156,141
C. Percentage of the total dollar amount that was awarded to Section 3 businesses	42.00 %
D. Total number of Section 3 businesses receiving construction contracts	6

**2. Non-Construction Contracts:**

A. Total dollar amount of all non-construction contracts awarded on the project	\$ 0
B. Total dollar amount of non-construction contracts awarded to Section 3 businesses	\$ 0
C. Percentage of the total dollar amount that was awarded to Section 3 businesses	0.00 %
D. Total number of Section 3 businesses receiving non-construction contracts	0

**Part III. Summary of Efforts**

Indicate the efforts made to direct the employment and other economic opportunities generated by HUD financial assistance for housing and community development programs, to the greatest extent feasible, toward low- and very low-income persons, particularly those who are recipients of government assistance for housing. (Select **yes** to all that apply)

**Yes** Recruited low-income residents through: local advertising media, signs prominently displayed at the project site, contacts with community organizations and public or private agencies operating within the metropolitan area (or nonmetropolitan county) in which the Section 3 covered program or project is located, or similar methods.

**Yes** Participated in a HUD program or other program which promotes the training or employment of Section 3 residents.

**Yes** Participated in a HUD program or other program which promotes the award of contracts to business concerns which meet the definition of Section 3 business concerns.

**No** Coordinated with Youthbuild Programs and administered in the metropolitan area in which the Section 3 covered project is located.

**No** Other; describe below.

Public reporting burden for this collection of information is estimated to average 6 hours per response, including the time for reviewing instructions, searching existing data sources, gathering and maintaining the data needed, and completing and reviewing the collection of information. This agency

may not collect this information, and you are not required to complete this form, unless it displays a currently valid OMB control number.

Section 3 of the Housing and Urban Development Act of 1968, as amended, 12 U.S.C. 1701u., mandates that the Department ensure that employment and other economic opportunities generated by its housing and community development assistance programs are directed toward low- and very low-income persons, particularly those who are recipients of government assistance for housing. The regulations are found at 24 CFR Part 135. The information will be used by the Department to monitor program recipients' compliance with Section 3, to assess the results of the Department's efforts to meet the statutory objectives of Section 3, to prepare reports to Congress, and by recipients as a self-monitoring tool. The data is entered into a data base and will be analyzed and distributed. The collection of information involves recipients receiving Federal financial assistance for housing and community development programs covered by Section 3. The information will be collected annually to assist HUD in meeting its reporting requirements under Section 808(e)(6) of the Fair Housing Act and Section 916 of the HCDA of 1992. An assurance of confidentiality is not applicable to this form. The Privacy Act of 1974 and OMB Circular A-108 are not applicable. The reporting requirements do not contain sensitive questions. Data is cumulative; personal identifying information is not included.

---

*This page intentionally left blank.*

## 6. ECONOMIC DEVELOPMENT

*This page intentionally left blank.*



"  
"  
"

## ECONOMIC DEVELOPMENT

**DESCRIPTION/ACCOMPLISHMENTS:** The Office of Economic Development provided services to the low to moderate income (LMI) persons for the Business Assistance Center (BAC) Program and Revolving Loan Fund Program.

The following are CDBG funded Economic Development activities for October 1, 2010 through September 30, 2011 program year:

- BAC Program: CDBG funded \$640,000
- Revolving Loan Fund Program: – Estimated CDBG Program Income: \$600,000

The BAC 2010-11 Program highlights are as follows: approximately 2,512 business inquiries, 144 group technical assistance sessions, 712 individual technical assistance sessions, housed 11 incubator tenants, 914 unduplicated clients assisted and 105 new microenterprise businesses created by BAC clients.

### **BARRIERS:**

Revolving Loan Fund Program - Lending institutions lag in lending to small businesses. Funding for developing businesses, expansions and capital for new business start-up is considered risky and the availability is limited. The ability to provide business loans to small and minority businesses to provide working capital and technical assistance to support business development is essential to revitalize Southern Dallas. Other factors that affect economic development include:

- The availability of funding to address social and infrastructure needs
- A perception of crime, poor education systems, and unfulfilling lifestyles
- Lack of small business lending by lending institutions
- Lack of educational attainment
- Shortage of access to goods and services such as grocery stores, hardware stores, etc.
- Low sense of community and advocacy

Business closures and businesses relocating out of the area have impeded the creation of new jobs in low and moderate income areas. The City and ethnic chambers must collaborate to increase partnerships to increase economic development activities and cultivate trade opportunities intended to increase the tax base and create jobs mainly for LMI persons.

**LEVERAGING EFFORTS:** During FY2010-11, the Revolving Loan Fund Program sub-recipient utilized CDBG funds for three (3) loans in the amount of \$275,000, leveraging an additional estimated \$916,540 which includes business loan dollars, increased procurement awards, sales and corporate/grant support from state and federal sources, local foundations, businesses, banks, and other organizations. Also, the Revolving Loan Fund Program had an estimated \$585,457 in program income which reinvested in economically distressed communities.

**OUTCOME MEASURES:**

**BAC Program:**

- To foster economic development and capacity building to new or existing microenterprise businesses.
- To provide technical assistance to foster economic development for LMI persons who either own or are interested in starting micro-enterprises or non-LMI persons who establish a business in the City of Dallas that provides services to or job creation benefit to Dallas LMI persons.
- To provide comprehensive technical assistance including: business planning and management, marketing research and marketing plans, preparation and packaging loan applications, identifying small business financing options, financial/accounting systems, staffing issues, bonding/insurance information, bid preparation, provide some incubator space and other eligible activities.

**Revolving Loan Fund Program:**

- To provide financial assistance for business retention, expansion, and new start-up businesses via making capital available through loan programs to create and retain employment opportunities for LMI persons located in Dallas and to provide funding to new or expanding businesses.

<b>BUSINESS ASSISTANCE CENTER (BAC) AND REVOLVING LOAN FUND PROGRAMS</b>						
<b>FIVE YEAR PROJECTIONS/ACCOMPLISHMENTS</b>						
	<b>GOAL</b>	<b>ACTUAL</b>				
		<b>2008-09</b>	<b>2009-10</b>	<b>2010-11</b>	<b>2011-12</b>	<b>2012-13</b>
BAC Program - Individual Technical Assistance Sessions	500	483	566	712		
Revolving Loan Fund Program Loans	50	6	5	3		
Revolving Loan Fund Program Jobs created or retained	70	20	17	49		

**ADJUSTMENTS/IMPROVEMENTS:**

The BAC Program encourages entrepreneurial and economic development in Dallas for LMI persons by providing technical assistance to owners of micro-enterprise businesses and those interested in starting micro-enterprise businesses through one-on-one and group technical assistance sessions, some affordable office space, networking opportunities with professionals in various industries of interest to BAC clients.

Revolving Loan Fund Program: Increased funding for economic development projects is essential, and more cafeteria style small business loans to support commercial and retail developments which foster business development and job creation for LMI persons.

In the FY2010-11 Revolving Loan Fund Program closed three loans totaling \$275,000.

**6i) PUBLIC BENEFIT WORKSHEET**

*This page intentionally left blank.*

**Y qt mj gg'ht 'E crew vpi 'Rwdle'Dgpghv**

\*Wg'ht 'cmtcvk'lg'gri kdg'wpg gt '7920125'c'pf 'egt vclp'r wdle'lo r t qxgo gpw'y j lej 'et gcvg'lqdu+

Pco g'qhI t'cpvgg<E'k' 'qhF cncu

Rtqi tco 'I gct<4232/33

<u>Pco g'qhI Rt qlgevt' gek lgpv/'UFFE</u>	HUD #	Closing Date	EFDI 'Co qwpv'Qdri cvgf "	Loan Closing Date	Actual/ Proposed jobs	=	Cost/Job
Modern Senior Living	11033	11/18/2010	225,000		8.00		\$28,125.00
Al Rousan	11181	8/22/2011	25,000		1.00		\$25,000.00
Phils Tires	11182	9/29/2011	25,000		1.00		\$25,000.00
<b>SDDC Total</b>			<b>275,000</b>		<b>10.00</b>		
<b>Total SDDC</b>			<b>275,000</b>		<b>10.00</b>		

Aggregate Public Benefit Calculation:  
(Grantee may choose to exclude certain activities from this calculation.)

	Activity Delivery Costs (SDDC)*	=	Total CDBG Program Costs
Total amount of funds obligated + \$275,000	\$211,417.18		\$486,417
Total Proposed FTE Jobs	10.00		
Aggregate total cost/Job	\$48,641.72		
*Aggregate total cost/Job without SDDC program delivery costs	27,500.00		

*This page intentionally left blank.*

## 7. REHABILITATION ACTIVITIES

*This page intentionally left blank.*



**City of Dallas Housing /Community Services Department**  
**Rehabilitation Activities Narrative**  
**FY 2010-11 CAPER**  
(Updated: 2/2/12)

During Fiscal Year 2010-11, **582** low-income homeowners and renters were approved for assistance through various programs administered by the City of Dallas, through its Housing/Community Services Department. A total of **506** low to moderate-income single family homeowners and **76** multifamily units were approved for home repair assistance. Of the 582 homeowners and renters that were approved for assistance, work was completed for 474 and underway/incomplete for 108. Attached are lists of properties that received assistance through the Home Repair, Mortgage Assistance, Multifamily, and People Helping People Programs. The activities for low-income homeowners and renters consist of the following:

**Single Family Homeowners**

A total of 506 single family homeowner units were approved for assistance. Of the 506 approved, 462 were completed and 44 are underway.

**CDBG Funding**

- ❖ Completed 453 projects with CDBG funds, expenditures totaled \$4,679,683.26 to include:
  - **67** through the Mortgage Assistance Program (MAP) [Table 3A – MAP DH-1 shows 132 which includes the 67 that received repair assistance in addition to mortgage assistance];
  - **102** through the Major System Repair;
  - **31** through Reconstruction/SHARE;
  - **5** through the SDFP/Major System Repair;
  - **13** through NIP Major Home Repair; and
  - **235** through the efforts of the People Helping People volunteer and associated program organizations.
- ❖ 18 projects are underway/incomplete through the use of CDBG funds through the Reconstruction/SHARE Program.

**HOME Funding**

- ❖ Completed **9** projects with HOME funds through the Reconstruction/SHARE Program. Expenditures totaled \$840,600.
- ❖ 26 projects are underway/incomplete through the use of HOME funds through the Reconstruction/SHARE Program.

**Multifamily Rentals**

A total of **76** multifamily units were approved for assistance. Of the 76 approved, 12 were completed and 64 are underway. All 12 completed units were funded with CDBG funds with expenditures totaling \$625,000. The 64 incomplete units are funded with HOME funds.

**City of Dallas Housing /Community Services Department**  
**Rehabilitation Activities Narrative**  
**FY 2010-11 CAPER**  
(Updated: 2/2/12)

**Program Summary**

- ❖ *People Helping People Program* completed 235 [Table 3A PHP-DH-3] projects. 161 of the 235 projects had products/materials funded by CDBG expenditures totaling \$274,261.24. The remaining 74 projects had products/materials such as heaters, pest control service, and glass service that were donated.
- ❖ *Reconstruction/SHARE Program* assisted 40 homeowners [Table 3A Reconstruction/SHARE-DH-3] in receiving a replacement house. Of these forty houses, 9 replacements houses were funded with HOME funds (\$840,600) and 31 replacements were funded with CDBG funds (\$2,933,021.99). Expenditures totaled \$3,773,621.99 for the 40 homes replaced.  
  
Reconstruction on **30** replacements houses is underway with 26 being funded with HOME funds and 4 being funded with CDBG funds.
- ❖ *Major System Repair Program* completed 187 projects. Of the 187 projects, 67 [Table 3A – MAP DH-1 shows 132 which includes the 67 that received repair assistance in addition to mortgage assistance] were assisted through MAP (\$96,285.09) and 120 [Table 3A MSRP-DH-2] through MSRP (\$1,376,114.94). Expenditures totaled \$1,472,400.03 for the 187 projects. There are **14** projects underway, all funded with CDBG funds.
- ❖ *CHDO Program* completed 12 units [Table 3A RDALP-DH-1] with HOME funds totaling \$625,000. Under the *RDALP Program*, 64 units were acquired [Table 3A RDALP-DH-1 ] with CDBG funds (\$695,431) but none of the units have been completed. HOME funds will be used to complete 7 units and the CHDO will use their own funds to complete the remaining 57.

Total funds expended during FY 2010-2011 for all programs, \$11,130,205.

- ❖ Community Development Block Grant, \$9,067,568
- ❖ Other Public Funds, \$2,062,637
- ❖ Private Funds, \$0

Direct Program Delivery Costs of \$1,610,890 represents 14.5%% of total amount of all funds expended.

*This page intentionally left blank.*

Elw' 'qhF cneu'J qwulpi Ego o wplw' 'Ugtxlegu'Fgrctw gpv  
Rgqr rg'J gr lpi 'Rgqr rg''H 4232/4233'Cukwgf 'Rt qr gt vgu

Wf cvgf <'44B4

	FKU%	J qo ggy pgt	Cf f t guu	%EFDI " Hwpf gf " O cvgt kcm	EFDI 'Hwpf u'" Gzr gpf gf	'%Rt kcvg' Hwpf gf " O cvgt kcm
1	10367; 10960	Mr. A.C. Mitchell	3115 Palo Alto Dr.	1	\$ 4,089.92	
2	10367	Mr. Abner Johnson	847 Jadewood Dr.	1	\$ 1,024.68	
3	10367	Mr. Antonio Garibay	9551 Teagarden Rd	1	\$ 560.00	
4	10367	Mr. Autry Buford	6511 Kenwell St.	1	\$ 676.69	
5	10367	Mr. Benito Chavez	7735 Lake June Rd.	1	\$ 2,245.23	
6	10367	Mr. Billy Blair	12019 Bellafonte Dr	1	\$ 635.41	
7	10367	Mr. Daniel C. Alonzo	319 S. Bond Ave.	1	\$ 794.67	
8	10367	Mr. Edgar Prudhomme	1023 Pindar Ave.	1	\$ 1,559.17	
9	10367; 10960	Mr. Elbert Wilson	2522 Millmar Dr.	1	\$ 2,897.08	
10	10367; 10960	Mr. Erineo Perez	9549 Musgrave Dr.	1	\$ 5,644.04	
11	10050	Mr. Everett Walker	2842 Frost Ave.	1	\$ 3,104.00	
12	10367	Mr. Fred Shaw	1411 Dennison St.	1	\$ 862.04	
13	10367	Mr. Henry Allen	4615 Ramona Ave.	1	\$ 1,469.24	
14	10367	Mr. Horatio Smith	2451 E. Pentagon PKWY	1	\$ 726.77	
15	10367	Mr. Jerrell Williams	5115 Maryland Ave.	1	\$ 1,090.32	
16	10367	Mr. Jessie King	910 Bardwell Ave.	1	\$ 1,077.37	
17	10367	Mr. Jessie Walker	6243 Denham St.	1	\$ 857.35	
18	10050	Mr. Jessie Williams	7732 Jacobie Blvd.	1	\$ 4,566.00	
19	10367	Mr. Johnnie Thompson	1233 Misty Glen Ln	1	\$ 886.32	
20	10367	Mr. Leroy Gay Jr.	10812 Big Thicket Dr.	1	\$ 1,019.00	
21	10367	Mr. Lola Johnson	3441 Pacesetter Dr.	1	\$ 503.04	
22	10367	Mr. Melvin Smith	6510 Rock Canyon Trail	1	\$ 704.91	
23	10367	Mr. Michael Duren	2776 E. Overton Rd.	1	\$ 1,528.63	
24	10960	Mr. Michael Stinson	2236 Santa Cruz Dr.	1	\$ 3,874.50	
25	10367	Mr. Owen McKissick	307 Burrell Dr.	1	\$ 963.97	
26	10367	Mr. Prentice Robinson	11528 Kleberg Rd.	1	\$ 4,869.00	
27	10050	Mr. Ralph Hart	3239 Ramona Ave.	1	\$ 1,949.78	
28	10367	Mr. Reynaldo Martinez	4006 N. Westmoreland Rd.	1	\$ 1,672.39	
29	10367	Mr. Richard Richardson	2811 Harston St.	1	\$ 560.00	
30	10050	Mr. Robert Amador	3026 Dutton Dr.	1	\$ 4,991.00	
31	10367	Mr. Robert McClenon	2625 Lea Crest Dr.	1	\$ 874.22	
32	10367	Mr. Robert Seaton	9803 Woodway Dr.	1	\$ 4,844.00	
33	10050	Mr. Roberto Martinez	702 Ella Ave.	1	\$ 1,308.51	
34	10367	Mr. Simmie Graves Sr.	4503 Hamilton Ave.	1	\$ 2,131.84	
35	10367	Mr. Simmie Walker	1810 Calypso St.	1	\$ 1,330.29	
36	10367	Mr. Steve Zareff	205 S. Rosemont Ave.	1	\$ 1,089.85	
37	10960	Mr. Thomas Williams	4137 Norco St.	1	\$ 4,951.00	
38	10367	Mr. Willie Mooring	2911 Swanson St.	1	\$ 2,045.12	
39	10367	Ms. Adelle Anderson	2216 Marburg St.	1	\$ 1,154.46	
40	10367	Ms. Alda Williams	2731 Downing Ave.	1	\$ 747.32	
41	10367	Ms. Alice Box	933 Kirnwood Dr.	1	\$ 764.51	
42	10367	Ms. Alice Perkins	6570 Cinnamon Oaks Dr.	1	\$ 586.50	
43	10367	Ms. Amelia Flores	5854 Beau Purple Dr.	1	\$ 1,080.19	
44	10960	Ms. Annie Cannon	1455 Serenade Ln.	1	\$ 4,215.00	
45	10367	Ms. Annie Frost	7900 Pond St.	1	\$ 1,350.01	

**Elw' qhF cneu'J qwulpi Ego o wplw' Ugtxlegu'Fgrctw gpv  
Rgqr rg'J gr lpi 'Rgqr rg''H 4232/4233'Cuukwgf 'Rt qr gt vgu**

Wf cvgf <'44B4

	<b>FKU%</b>	<b>J qo ggy pgt</b>	<b>Cf f tguu</b>	<b>%EFDI "</b> <b>Hwpf gf "</b> <b>O cvgt kcm</b>	<b>EFDI 'Hwpf u'"</b> <b>Gzrgpf gf</b>	<b>'%Rt kcvg'</b> <b>Hwpf gf "</b> <b>O cvgt kcm</b>
46	10367	Ms. Aubrey Carson	3726 Wendelkn St.	1	\$ 1,405.84	
47	10367	Ms. Aurora Castillo	6740 Latta St.	1	\$ 1,258.44	
48	10960	Ms. Betty Bryant	10234 Deer Hollow Dr.	1	\$ 3,706.00	
49	10367	Ms. Betty Frank	2612 Tanner St.	1	\$ 749.11	
50	10960	Ms. Betty Square	1120 Nolte Dr.	1	\$ 4,989.00	
51	10367	Ms. Betty Thompson	8425 Ebony Dr.	1	\$ 712.93	
52	10367	Ms. Beverly Jones	1407 Dennison St.	1	\$ 1,534.68	
53	10367	Ms. Birdie Evans	5012 W. Mockingbird Ln.	1	\$ 321.05	
54	10367	Ms. Bobbie Clark	1322 Hortense Dr.	1	\$ 1,722.54	
55	10367	Ms. Bobbie Porter	8533 Blossom Ln.	1	\$ 1,039.02	
56	10367	Ms. Bobbie Willis	4051 Tioga St.	1	\$ 644.72	
57	10367	Ms. Carolyn Myers	2730 Kilburn Ave.	1	\$ 1,416.59	
58	10050	Ms. Carrie Morgan	3830 Castle Hills Dr.	1	\$ 4,999.00	
59	10367	Ms. Cecil Brown	7951 Woodshire Dr.	1	\$ 210.00	
60	10050	Ms. Charmaine Nolly	3609 Moonstone Dr.	1	\$ 4,998.00	
61	10367	Ms. Christine Yeldell	1007 Strickland St.	1	\$ 904.69	
62	10367	Ms. Claudia Frazier	6225 Silvery Moon Dr.	1	\$ 754.04	
63	10367	Ms. Curtis James	364 Beauty Crest Circle	1	\$ 873.69	
64	10367	Ms. Daisy Johnson	1715 Alhambra St.	1	\$ 1,144.22	
65	10367	Ms. Delilah Perkins	7812 Roper St.	1	\$ 1,012.88	
66	10367	Ms. Dora Dumas	3917 Maryland Ave.	1	\$ 882.08	
67	10367	Ms. Doris Nickleberry	2546 Talco Dr.	1	\$ 987.25	
68	10050	Ms. Doris Robinson	3806 Tioga St.	1	\$ 4,641.00	
69	10367	Ms. Dorothy Clinton	2015 Berwick Ave.	1	\$ 646.72	
70	10367	Ms. Dorothy Jones	1232 Sunny Glen Dr.	1	\$ 895.74	
71	10367	Ms. Dorothy Sams	1614 E. Overton Rd.	1	\$ 1,192.77	
72	10367	Ms. Earlene Yeldell	407 Konawa Dr.	1	\$ 1,027.73	
73	10367	Ms. Earline Jones	2317 Inca Dr.	1	\$ 1,168.21	
74	10960	Ms. Earline Jones	3430 Silverhill Dr.	1	\$ 3,380.00	
75	10367	Ms. Edna Warren	1415 Dennison St	1	\$ 984.16	
76	10367	Ms. Elina Tillis	1337 Fletcher St.	1	\$ 1,189.71	
77	10960	Ms. Elisa Trevino	450 Beautycrest Dr.	1	\$ 4,511.50	
78	10050	Ms. Ellean Lyons	3204 Cleveland St.	1	\$ 1,218.00	
79	10367	Ms. Elnora Downs	5328 Groovewood St.	1	\$ 986.76	
80	10050	Ms. Eloise King	3306 Springview Ave.	1	\$ 2,762.00	
81	10367	Ms. Elsie Hayes	866 N. Masters	1	\$ 1,067.16	
82	10050	Ms. Emma Murillo	2328 Jordan Valley Rd.	1	\$ 3,580.00	
83	10960	Ms. Estelle Hobbs	1803 Perryton Dr.	1	\$ 1,903.93	
84	10367	Ms. Esther Frazier	1963 Dennison St.	1	\$ 1,204.32	
85	10367	Ms. Eva Attaway	913 Walkway St.	1	\$ 746.52	
86	10367	Ms. Evelyn Brown	4531 Utah Ave.	1	\$ 1,511.38	
87	10367	Ms. Frankie Franklin	505 Forsythe Dr.	1	\$ 4,999.00	
88	10050	Ms. Girlie Dyson	6908 Balalaika Rd.	1	\$ 1,475.98	
89	10367	Ms. Gladys Mayes	1384 Cy Blackburn Circle	1	\$ 1,031.00	
90	10960	Ms. Gladys Pelton	2822 Metropolitan Ave.	1	\$ 3,918.00	
91	10960	Ms. Gloria Andrews	2104 Utica Dr.	1	\$ 729.03	
92	10367	Ms. Gwendolyn Khan	12261 Galva Dr.	1	\$ 966.39	
93	10367	Ms. Hattie Johnson	3703 Magdeline St.	1	\$ 1,057.78	

**Elw' qhF cncu'J qwulpi lEqo o wplw' 'Ugtxlegu'Fgrctw gpv  
Rgqr rg'J gr lpi 'Rgqr rg''H 4232/4233'Cuukwgf 'Rt qr gt vgu**

Wf cvgf <'44B4

	<b>FKU%</b>	<b>J qo ggy pgt</b>	<b>Cf f tguu</b>	<b>%EFDI "</b> <b>Hwpf gf "</b> <b>O cvgt kcu</b>	<b>EFDI 'Hwpf u'"</b> <b>Gzr gpf gf</b>	<b>'%Rt kcvg'</b> <b>Hwpf gf "</b> <b>O cvgt kcu</b>
94	10367	Ms. Hazel Hester	8641 Danville Dr.	1	\$ 1,921.32	
95	10367	Ms. Ira Mae Johnson	1802 Park Row Ave.	1	\$ 775.78	
96	10367	Ms. Jo Neil Shaw	6812 Seco Blvd.	1	\$ 712.98	
97	10367	Ms. Joann Barrett	5404 Lake Placid Dr.	1	\$ 576.00	
98	10960	Ms. Joann Fair	2915 Fernwood Ave.	1	\$ 815.59	
99	10367	Ms. Johnnie Anderson	2875 56th St.	1	\$ 941.52	
100	10367	Ms. Joyce Owens-Lewis	6636 Autumn Woods Trail	1	\$ 943.47	
101	10367	Ms. Juanita Rockmore	411 Glencairn Dr.	1	\$ 4,700.00	
102	10050	Ms. Katy Hudspeth	2704 Klondike Dr.	1	\$ 1,048.63	
103	10367	Ms. LaRuth Thompson	2326 Stoneman St.	1	\$ 721.18	
104	10367	Ms. Laura Whitehead	4031 S Marsalis	1	\$ 1,486.80	
105	10367	Ms. Libbie Sweatt	2721 Eagle Dr.	1	\$ 1,276.54	
106	10367	Ms. Lois Martin	3627 Softcloud Dr.	1	\$ 1,085.75	
107	10367	Ms. Luella Wells	6018 Lazy River Dr.	1	\$ 896.02	
108	10367	Ms. Lula Gusters	3226 Maryland Ave.	1	\$ 176.00	
109	10050	Ms. Lula Washington	4635 Tacoma St.	1	\$ 2,894.37	
110	10367	Ms. Lupe Mosqueda	815/817 Melba St.	1	\$ 688.22	
111	10367	Ms. Mae Thomas	1208 Adelaide Dr.	1	\$ 1,947.24	
112	10367	Ms. Manuela Borrego	136 W. Elmore Ave.	1	\$ 4,928.00	
113	10050	Ms. Margaret McKinney	707 Bonnie View Rd.	1	\$ 4,809.00	
114	10050	Ms. Margaret Hornsby	4019 David Phillips St.	1	\$ 4,952.00	
115	10960	Ms. Maria Ortiz	7032 Wofford Dr.	1	\$ 2,460.87	
116	10367	Ms. Maria Telles	1313 Lebanon Ave.	1	\$ 109.45	
117	10367	Ms. Martha Ogilvie	323 Woodacre Circle	1	\$ 2,660.00	
118	10960	Ms. Mary Johnson	4819 March Ave.	1	\$ 856.64	
119	10367	Ms. Mary Twiggs	5008 Wateka Dr.	1	\$ 1,533.98	
120	10367	Ms. Mattie Hunt	4511 Leland Ave.	1	\$ 1,359.12	
121	10367	Ms. Minnie Mae Bishop	2711 Southland St.	1	\$ 573.83	
122	10367	Ms. Minnie Sears	6627 Coleshire Dr.	1	\$ 762.13	
123	10367	Ms. Nell Stanback	803 Blue Grass Dr.	1	\$ 705.39	
124	10367	Ms. Norma Simpson	528 Woodacre Dr.	1	\$ 1,152.99	
125	10367	Ms. Olivia Simms	2607 Carpenter Ave.	1	\$ 615.54	
126	10367	Ms. Opal Seamster	438 Burrell Dr.	1	\$ 420.00	
127	10367	Ms. Ophelia Kirklin	2423 W. Brooklyn Ave.	1	\$ 1,120.56	
128	10367	Ms. Oprah Crane	4311 Kushla Ave.	1	\$ 1,524.51	
129	10367	Ms. Ora Warren	1414 Georgia Ave.	1	\$ 4,950.00	
130	10050	Ms. Patricia Mendez	106 N. Ira Ave.	1	\$ 759.00	
131	10367	Ms. Patricia Turner	315 W. Hobson Ave.	1	\$ 3,249.00	
132	10960	Ms. Patsy Lewis	623 Kelso Dr.	1	\$ 643.72	
133	10367	Ms. Paulette Lafortune	15744 Mapleview Circle	1	\$ 210.00	
134	10367	Ms. Paulina Pensado	1311 S. Beckley Ave.	1	\$ 560.00	
135	10367	Ms. Pearline Brown	2523 Lenway St	1	\$ 961.24	
136	10367	Ms. Polly Roberts	1322 Alaska Ave.	1	\$ 1,114.18	
137	10367	Ms. Rena Mae	4943 Burnside Ave.	1	\$ 833.12	
138	10367	Ms. Romie Williams	3427 Vilbig Rd.	1	\$ 1,250.49	
139	10367	Ms. Rose Washington	3010 S. Ewing Ave.	1	\$ 952.64	
140	10367	Ms. Rosie Price	1607 Bickers St.	1	\$ 839.59	
141	10367	Ms. Rosie Toney	818 Winters St.	1	\$ 981.36	

Elw 'qhF cncu'J qwlpI Ego o wplw 'Ugtxlegu'Fgrctw gpv  
Rgqr rg'J gr lpi 'Rgqr rg''H 4232/4233'Cukwgf 'Rt qr gt vgu

Wf cvgf <'44B4

	FKU%	J qo ggy pgt	Cf f tguu	%EFDI '' Hwpf gf '' O cvgt kcm	EFDI 'Hwpf u'' Gzr gpf gf	'%Rt kcvg' Hwpf gf '' O cvgt kcm
142	10367	Ms. Ruby Brisby	2218 Inca Dr.	1	\$ 1,129.58	
143	10367	Ms. Ruth Gibson	786 Emberwood Dr.	1	\$ 1,710.42	
144	10367	Ms. Ruthie Reed	2010 Life Ave.	1	\$ 2,226.00	
145	10050	Ms. Sandra Babers	3035 Mojave Dr.	1	\$ 4,888.00	
146	10960	Ms. Sandra Woods	654 Bethpage Ave.	1	\$ 1,832.00	
147	10367	Ms. Sarah Bradley	611 Rayenell Ave.	1	\$ 901.18	
148	10367	Ms. Sarah Herron	6319 Hidden Trail Dr.	1	\$ 784.53	
149	10367	Ms. Sarah Smith	1212 Brookmere Dr	1	\$ 800.61	
150	10367	Ms. Shirley Akins	6815 Lucy St	1	\$ 1,016.06	
151	10367	Ms. Stella Harris	1854 Oak Hill Circle	1	\$ 960.23	
152	10367	Ms. Thelma Blevins	1414 Plum St.	1	\$ 974.54	
153	10367	Ms. Velma King	5146 Frio Dr.	1	\$ 500.00	
154	10960	Ms. Vera Mott	3928 Vanette Ln.	1	\$ 490.00	
155	10367	Ms. Vernetta Turner	509 Bluewood Dr.	1	\$ 898.37	
156	10367	Ms. Viola Hogan	2127 S. Ewing Ave.	1	\$ 903.97	
157	10367	Ms. Virginia Lewis	2007 Swanssee Dr.	1	\$ 1,117.17	
158	10367	Ms. Wanda Delaney	6117 Silvery Moon Dr.	1	\$ 743.68	
159	10367	Ms. Wilile Herod	3002 Pine Trail Court	1	\$ 4,166.50	
160	10050	Ms. Williette Williams	10323 Muskogee Dr.	1	\$ 876.74	
161	10367	Ms. Yolanda Davis	1832 Canada Dr.	1	\$ 4,950.00	
162		Mr. Charlie Giddens	3102 Utah Ave.		\$ -	1
163		Mr. Damian Perez	3549 Terrell Ave.		\$ -	1
164		Mr. Elgar Hopkins	3434 Pebbleshores Dr.		\$ -	1
165		Mr. Flavia Lopez	3526 Terrell Ave.		\$ -	1
166		Mr. Harvey Hearne	1970 Fordham Rd.		\$ -	1
167		Mr. John Isaac	4637 Malden Ln.		\$ -	1
168		Mr. John Murray	3734 Dildock St.		\$ -	1
169		Mr. Milton Kearney	1527 Waweenoc Ave.		\$ -	1
170		Mr. W. G. Franco	620 Grandview Ave.		\$ -	1
171		Ms. Alma Taylor	4238 Tioga St.		\$ -	1
172		Ms. Altha Busby	1414 Kingsley Dr.		\$ -	1
173		Ms. Annie Blair	5150 Patonia Ave.		\$ -	1
174		Ms. Arbertha Herrod	5151 Lauderdale Dr.		\$ -	1
175		Ms. Bernie Foster	1217 Pennsylvania Ave.		\$ -	1
176		Ms. Bertha Moss	3412 S. Ewing Ave.		\$ -	1
177		Ms. Bertha Schwab	9815 Woodway Dr.		\$ -	1
178		Ms. Betty Dancer	438 Goldwood Dr.		\$ -	1
179		Ms. Billie Jo Dunn	3520 Alaska Ave.		\$ -	1
180		Ms. Birdie Houston	1110 Hendricks Ave.		\$ -	1
181		Ms. Bobbie Anderson	10112 Grove Oaks Blvd		\$ -	1
182		Ms. Bobbie Tucker	3238 Alaska Ave.		\$ -	1
183		Ms. Brenda Goodwin	7639 Greenspan Dr.		\$ -	1
184		Ms. Carol Bynum	2627 Lenway St.		\$ -	1
185		Ms. Claudia Peterson	2650 Wilhurt Ave.		\$ -	1
186		Ms. Corine Brown	6210 Songwood Dr.		\$ -	1
187		Ms. Cornelia Locke	4242 Clark College Dr.		\$ -	1
188		Ms. Daisy Ford	4627 De Kalb Ave.		\$ -	1
189		Ms. Dorothy Jones	2956 Sunnyvale St.		\$ -	1

Elw 'qhF cncu'J qwlpI Ego o wplw 'Ugtxlegu'Fgrctwo gpv  
Rgqr rg'J gr lpi 'Rgqr rg''H 4232/4233'Cukwgf 'Rt qr gt vgu

Wf cvgf <'44B4

	FKU%	J qo ggy pgt	Cf f tguu	%EF DI '' Hwpf gf '' O cvgt kcm	EF DI 'Hwpf u'' Gzr gpf gf	'%Rt kcvg' Hwpf gf '' O cvgt kcm
190		Ms. Dorothy Okray	4031 Idaho Ave.		\$ -	1
191		Ms. Elva Williams	2435 Dunloe Dr.		\$ -	1
192		Ms. Evelyn Carter	4605 Haas Dr.		\$ -	1
193		Ms. Francis Fields	3210 Alabama Ave.		\$ -	1
194		Ms. Georgia Fossett	7532 Ryanridge Dr.		\$ -	1
195		Ms. Georgia Tucker	3116 50th St.		\$ -	1
196		Ms. Gertrude Williams	2818 Dathe St.		\$ -	1
197		Ms. Glenel Woods	4543 Mexicana Rd.		\$ -	1
198		Ms. Gwenda Johnson	234 W. Montana Ave.		\$ -	1
199		Ms. Helen Britt	5330 Mystic Trail		\$ -	1
200		Ms. Inez Hall	2811 Twyman Ave.		\$ -	1
201		Ms. Islas Florentina	4868 Bernal Dr.		\$ -	1
202		Ms. Jessie Bullard	6515 Oleta Dr.		\$ -	1
203		Ms. Jewell Robinson	3026 Fernwood Ave.		\$ -	1
204		Ms. Jo Cill Brown	10003 Stebbins Dr.		\$ -	1
205		Ms. Johnnie Brown	3207 E. Ledbetter Dr.		\$ -	1
206		Ms. Josephine Hamilton	910 Winters St.		\$ -	1
207		Ms. Joyce Perry	7436 Ridgewick Dr.		\$ -	1
208		Ms. Juanita Rosales	1023 Cristler Ave.		\$ -	1
209		Ms. Linda Hicks	8370 Campanella Dr.		\$ -	1
210		Ms. Louise Price	1847 Gallagher St.		\$ -	1
211		Ms. Manuel Lopez	3555 Terrell Ave.		\$ -	1
212		Ms. Margaret Grant	3220 Ramsey Ave.		\$ -	1
213		Ms. Maria Contreas	3311 Detonte St.		\$ -	1
214		Ms. Marina Trevino	2524 St. Francis Ave.		\$ -	1
215		Ms. Mary Franklin	7325 Wilcox Dr.		\$ -	1
216		Ms. Mary Horton	2427 Nicholson Dr.		\$ -	1
217		Ms. Mary Page	4026 Summit Ridge Dr.		\$ -	1
218		Ms. Mary Patterson	3145 McDermott Ave.		\$ -	1
219		Ms. Oda Dightman	3507 Utah Ave.		\$ -	1
220		Ms. Pearlle Patterson	1815 McBroom St.		\$ -	1
221		Ms. Reba Mitchell	12024 Bellafonte Dr.		\$ -	1
222		Ms. Rhonda Fabyan	12160 Dandridge Dr.		\$ -	1
223		Ms. Robbie Sanders-Keller	831 Glen Arbor Dr.		\$ -	1
224		Ms. Rosie Lynn	2647 Hudspeth Ave.		\$ -	1
225		Ms. Ruby Peterson	6316 Silvery Moon Dr.		\$ -	1
226		Ms. Ruth Williams	1946 Oldfield Dr.		\$ -	1
227		Ms. Sarah Rojano	7813 Wanebe Dr.		\$ -	1
228		Ms. Shirley Ann Manoy	5204 S. Marsalis Ave.		\$ -	1
229		Ms. Silverene Scott	4859 Elena St.		\$ -	1
230		Ms. Susan Fleming	2718 Southland St.		\$ -	1
231		Ms. Sylvia Graham	7419 Neuhoff Dr.		\$ -	1
232		Ms. Thelma Williams	4616 De Kalb Ave.		\$ -	1
233		Ms. Valentina Billups	720 Anna Rose Dr.		\$ -	1
234		Ms. Verna Gipson	1818 Arizona Ave.		\$ -	1
235		Ms. Willie Birdwell-Nixon	2926 Kilburn Ave.		\$ -	1
		<b>VQVCN</b>		<b>161</b>	<b>\$274,261.24</b>	<b>74</b>



Elw{ 'qhF cncu'J qwulpi lE qo o wplw{ 'Ugtxlegu'Fgr ct wo gpv  
 Rgqr rg'J gr lpi 'Rgqr rg''H 4232/4233'Cuukwgf 'Rt qr gt vgu

Wf cvgf <'4434

	FKU%	J qo ggy pgt	Cf f t guu	%EF DI " Hwpf gf " O cvgt km	EF DI 'Hwpf u'" Gzr gpf gf	'%Rt kcvg' Hwpf gf " O cvgt km
		I tcpf 'Vqwn				235

**HOME APR**  
**CITY OF DALLAS HOUSING/COMMUNITY SERVICES DEPARTMENT**  
**FY10-11 CHDO ASSISTED HOMEBUYERS**  
**AS OF SEPTEMBER 30, 2011**

<b>IDIS #</b>	<b>Address</b>	<b>Program/Project</b>	<b>Funding Source</b>	<b>Amount Expended in Prior Years*</b>	<b># Units Completed</b>
8404	5308 BEXAR	BEXAR ST TOWNHOMES	CDBG	37,000.00	1
8495	6661 HAPPY TRAILS	CEDAR CREEK RANCH	CDBG/BOND	10,000.00	1
8495	6660 HAPPY TRAILS	CEDAR CREEK RANCH	CDBG/BOND	10,000.00	1
8495	6624 HAPPY TRAILS	CEDAR CREEK RANCH	CDBG/BOND	10,000.00	1
8495	6612 HAPPY TRAILS	CEDAR CREEK RANCH	CDBG/BOND	10,000.00	1
8495	3448 BRAHMA	CEDAR CREEK RANCH	CDBG/BOND	10,000.00	1
8495	6617 HAPPY TRAILS	CEDAR CREEK RANCH	CDBG/HOME	10,000.00	1
8495	3427 BRAHMA	CEDAR CREEK RANCH	CDBG/BOND	10,000.00	1
8495	3223 BUCKSKIN DR	CEDAR CREEK RANCH	CDBG/BOND	10,000.00	1
8495	6631 CATTLE	CEDAR CREEK RANCH	CDBG/BOND	10,000.00	1
8495	6623 CATTLE	CEDAR CREEK RANCH	CDBG/BOND	10,000.00	1
8495	3443 CHAROLAIS	CEDAR CREEK RANCH	CDBG/BOND	10,000.00	1
8495	6643 CATTLE	CEDAR CREEK RANCH	CDBG/BOND	10,000.00	1
8495	3450 SANTA GERTRUDIS	CEDAR CREEK RANCH	CDBG/BOND	10,000.00	1
8495	6635 CATTLE	CEDAR CREEK RANCH	CDBG/BOND	10,000.00	1
8495	6650 COOL MORN	CEDAR CREEK RANCH	CDBG/BOND	10,000.00	1
8495	6667 COOL MORN	CEDAR CREEK RANCH	CDBG/BOND	10,000.00	1
				<b>197,000.00</b>	<b>17</b>
8404	5322 BEXAR	BEXAR ST TOWNHOMES	HOME	37,000.00	1
9578	4710 JOSEPH WILEY	FRAZIER	HOME	\$ 36,500.00	1
9578	4806 JOSEPH WILEY	FRAZIER	HOME	\$ 36,500.00	1
9578	2905 CLIFFORD JACKSON	FRAZIER	HOME	\$ 36,500.00	1
9578	2925 CLIFFORD JACKSON	FRAZIER	HOME	\$ 36,500.00	1
9578	2926 CLIFFORD JACKSON	FRAZIER	HOME	\$ 36,500.00	1
9578	4802 SPRING	FRAZIER	HOME	\$ 36,500.00	1
9578	4806 SPRING	FRAZIER	HOME	\$ 36,500.00	1
9578	2922 LYONS	FRAZIER	HOME	\$ 36,500.00	1
10115	4838 SILVER	SILVER II	HOME	35,000.00	1
10271	3706 GALLAGHER	TOPLETZ	HOME	24,863.00	1
10271	3514 VILBIG	TOPLETZ	HOME	24,863.00	1
10271	1843 HOMELAND	TOPLETZ	HOME	24,863.00	1
10271	1847 HOMELAND	TOPLETZ	HOME	24,863.00	1
10271	1716 HOMELAND	TOPLETZ	HOME	24,863.00	1

**CITY OF DALLAS HOUSING/COMMUNITY SERVICES DEPARTMENT**

**FY10-11 CHDO ASSISTED HOMEBUYERS**

**AS OF SEPTEMBER 30, 2011**

<b>IDIS #</b>	<b>Address</b>	<b>Program/Project</b>	<b>Funding Source</b>	<b>Amount Expended in Prior Years*</b>	<b># Units Completed</b>
10227	1419 Caldwell	CALDWELL/FITZHUGH	HOME	25,000.00	1
8290	4826 PARRY	JUBILEE SCATTERED SITES	HOME	25,000.00	1
10799	8618 CEDAR POST	PRAIRIE CREEK	HOME	19,125.00	1
10799	8634 CEDAR POST	PRAIRIE CREEK	HOME	19,125.00	1
10799	8622 CEDAR POST	PRAIRIE CREEK	HOME	19,125.00	1
10799	8610 CEDAR POST	PRAIRIE CREEK	HOME	19,125.00	1
10702	3114 LENWAY	PITTMAN/MEADOWS	HOME	62,024.00	1
10702	3105 LENWAY	PITTMAN/MEADOWS	HOME	62,024.00	1
8605	1013 SHAW	HMK	HOME	11,106.36	1
8797	1710 NOMAS	WEST DALLAS III	HOME	12,678.57	1
8797	2005 ANGELINA	WEST DALLAS III	HOME	12,678.57	1
11021	2115 INGERSOLL	WEST DALLAS SCATTERED SITES	HOME	31,230.00	1
11021	2111 INGERSOLL	WEST DALLAS SCATTERED SITES	HOME	31,230.00	1
10042	3118 MELISSA RIVER	GREENLEAF	HOME	20,000.00	1
				<b>857,786.50</b>	<b>29</b>
			<b>Total</b>	<b>1,054,786.50</b>	<b>46</b>

\*Based on the type of assistance provided to the nonprofit CHDO, some expenditures may have occurred in the 2009-10 and some may have occurred in prior periods. The City of Dallas considers a unit "produced" when an eligible homebuyer closes on an assisted property. The properties listed above were closed in 2010-11.

Mortgage Assistance Program  
2010-11 Loans Closed

IDIS	Borrower Last Name	Borrower First Name	Property Type	Ethnicity	AMI Income Range	Street Number	Street Name	MAP Amount	MHS Amount	Total Subsidy	Settlement Date
10877	Jaramillo	Julia	Existing	Hispanic	68%-80%	1013	Shaw Street	\$25,000.00	\$0.00	\$25,000.00	10/1/2010
11019	King	Annette	New	African American	68%-80%	4838	Silver	\$25,000.00	\$0.00	\$25,000.00	10/28/2010
11018	Perez	Ramon	Existing	Hispanic	31%-50%	3222	Idaho Avenue	\$12,000.00	\$1,500.00	\$13,500.00	10/29/2010
11020	Razo-Cabrera	Ricardo	New	Hispanic	68%-80%	4826	Parry Avenue	\$25,000.00	\$0.00	\$25,000.00	11/5/2010
10873	Acy	Billy	New	African American	68%-80%	3514	Vilbig Road	\$25,000.00	\$0.00	\$25,000.00	10/8/2010
11037	Boston	Mayra	Existing	Hispanic	31%-50%	1119	Brunner Ave	\$12,000.00	\$1,500.00	\$13,500.00	12/8/2010
11035	Zambrano	Cristina	Existing	Hispanic	31%-50%	12225	Gardenia Drive	\$12,000.00	\$1,500.00	\$13,500.00	12/17/2010
11042	Coronado	Juana	Existing	Hispanic	30% or Below	4004	Glenhaven Blvd	\$12,000.00	\$1,500.00	\$13,500.00	12/15/2010
11050	Ceja	Juan	Existing	Hispanic	51%-67%	9304	Coriander Pl	\$12,000.00	\$1,500.00	\$13,500.00	12/15/2010
11043	Obregon	Mark A.	Existing	Hispanic	31%-50%	1019	North Hartsdale Avenue	\$12,000.00	\$1,500.00	\$13,500.00	12/16/2010
11039	Barrera	Mary	Existing	Hispanic	31%-50%	2619	Gladstone Drive	\$12,000.00	\$1,500.00	\$13,500.00	12/2/2010
11045	Escamilla	Jose	Existing	Hispanic	31%-50%	3520	Gaspar Dr	\$12,000.00	\$1,500.00	\$13,500.00	12/30/2010
11047	Sandoval Jr.	Pedro	Existing	Hispanic	31%-50%	2559	Wood Valley Drive	\$12,000.00	\$1,500.00	\$13,500.00	12/15/2010
11040	Clark	Sheila A.	Existing	African American	31%-50%	6212	College Way	\$7,500.00	\$1,129.00	\$8,629.00	12/14/2010
11049	Trevino	Jose	Existing	Hispanic	30% or Below	4541	Las Haciendas	\$12,000.00	\$1,500.00	\$13,500.00	12/16/2010
11055	Balderas	Pedro	Existing	Hispanic	31%-50%	5526	Pickfair Circle	\$12,000.00	\$970.00	\$12,970.00	1/21/2011
11034	Ramirez	Ismael R.	New	Hispanic	51%-67%	8618	Cedar Post Court	\$25,000.00	\$0.00	\$25,000.00	12/20/2010
11048	Guzman	Maria E.	Existing	Hispanic	31%-50%	3534	Gaspar Drive	\$7,500.00	\$1,500.00	\$9,000.00	12/3/2010
11041	Medellin-Aguilar	Silvia	New	Hispanic	31%-50%	2810	Dusk Lane	\$12,000.00	\$0.00	\$12,000.00	12/14/2010
11054	Quintero	Gilda	New	Hispanic	51%-67%	2115	Ingersoll Drive	\$25,000.00	\$0.00	\$25,000.00	12/21/2010
11067	Quinones	Yasmin	Existing	Hispanic	51%-67%	7651	Piedmont Drive	\$25,000.00	\$0.00	\$25,000.00	12/17/2010
11051	Lopez	Evangelina	Existing	Hispanic	30% or Below	6624	Leaning Oaks Street	\$25,000.00	\$0.00	\$25,000.00	12/30/2010
11060	Burgos	Ramiro	Existing	Hispanic	68%-80%	3064	Townsend Drive	\$12,000.00	\$1,127.34	\$13,127.34	12/29/2010
11068	Mendez	Esperanza M.	New	Hispanic	31%-50%	9409	Sandyland Blvd	\$12,000.00	\$0.00	\$12,000.00	1/31/2011
11052	Camacho	Hector B.	Existing	Hispanic	51%-67%	6026	Farnsworth Dr.	\$12,000.00	\$1,407.51	\$13,407.51	1/13/2011
11044	Alonzo	Mary E.	New	Hispanic	51%-67%	1419	Caldwell Ave	\$25,000.00	\$0.00	\$25,000.00	12/31/2010
11053	Pryor	Keisha	New	African American	51%-67%	6661	Happy Trails Drive	\$25,000.00	\$0.00	\$25,000.00	12/29/2010
11093	Edmond	Brenda J.	New	African American	68%-80%	3114	Lenway	\$25,000.00	\$0.00	\$25,000.00	3/25/2011
11046	Gemeda	Abera	New	Other	51%-67%	1717	Dennison	\$25,000.00	\$0.00	\$25,000.00	1/7/2011
11063	Urquiza	Gilberto	New	Hispanic	31%-50%	2825	Lonesome Dove Ln.	\$12,000.00	\$0.00	\$12,000.00	1/31/2011
11065	Saldivar	Nolvia	Existing	Hispanic	51%-67%	3243	Bellville Dr	\$25,000.00	\$0.00	\$25,000.00	1/25/2011
11069	Balderas	Roberto	Existing	Hispanic	51%-67%	6143	College Way	\$25,000.00	\$0.00	\$25,000.00	1/25/2011
11056	Rodriguez	Leonardo	Existing	Hispanic	51%-67%	9455	Sandyland Blvd	\$25,000.00	\$0.00	\$25,000.00	1/25/2011
11066	Lopez	Javier R.	Existing	Hispanic	68%-80%	2531	Seedling Lane	\$12,000.00	\$1,500.00	\$13,500.00	2/16/2011
11097	Bell	Charlotte I.	New	African American	68%-80%	3105	Lenway	\$25,000.00	\$0.00	\$25,000.00	4/8/2011
11036	Williams	Lemanda	New	African American	51%-67%	1710	Nomas	\$25,000.00	\$0.00	\$25,000.00	1/26/2011
11073	Umanzor	Oscar A	Existing	Hispanic	51%-67%	6115	Challedon Lane	\$12,000.00	\$1,050.00	\$13,050.00	1/25/2011
11059	Severson	Tamara	Existing	Hispanic	68%-80%	3326	Poinsettia Dr	\$12,000.00	\$1,500.00	\$13,500.00	1/24/2011
11082	Omar	Fathia	New	Other	31%-50%	4710	Joseph Wiley	\$25,000.00	\$0.00	\$25,000.00	3/22/2011
11078	Plata	Esther	New	Hispanic	31%-50%	1738	Dennison	\$25,000.00	\$0.00	\$25,000.00	2/12/2011
11074	Romero	Luis D.	Existing	Hispanic	31%-50%	1523	Pocono Trail	\$12,000.00	\$1,500.00	\$13,500.00	2/23/2011
11075	Chantaca	Fermin	Existing	Hispanic	51%-67%	2325	McCutcheon	\$12,000.00	\$1,500.00	\$13,500.00	2/22/2011

Mortgage Assistance Program  
2010-11 Loans Closed

IDIS	Borrower Last Name	Borrower First Name	Property Type	Ethnicity	AMI Income Range	Street Number	Street Name	MAP Amount	MHS Amount	Total Subsidy	Settlement Date
11061	Shannon	Shirley E.	Existing	African American	31%-50%	1261	Sleepy Hollow Dr.	\$5,772.00	\$1,500.00	\$7,272.00	2/8/2011
11062	Salazar	Jose	Existing	Hispanic	51%-67%	3927	June Drive	\$12,000.00	\$1,500.00	\$13,500.00	2/9/2011
11091	Taylor	Norma	Existing	African American	68%-80%	8920	Rustown Dr.	\$12,000.00	\$1,500.00	\$13,500.00	3/31/2011
11079	Vazquez	Maximina	Existing	Hispanic	51%-67%	11421	Broadmoor Dr	\$12,000.00	\$1,500.00	\$13,500.00	3/11/2011
11070	Power	Amanda	Existing	Hispanic	31%-50%	3534	Virginia Blvd	\$12,000.00	\$1,500.00	\$13,500.00	1/27/2011
11084	Rodriguez Sr.	Martin A.	Existing	Hispanic	31%-50%	3064	Coombs Creek Drive	\$12,000.00	\$1,491.61	\$13,491.61	3/21/2011
11085	Harris	Iris	New	African American	31%-50%	1847	Homeland	\$25,000.00	\$0.00	\$25,000.00	3/23/2011
11071	Cortes	Ana	New	Hispanic	31%-50%	1843	Homeland	\$25,000.00	\$0.00	\$25,000.00	2/14/2011
11087	Theodore	Twizerimana	New	Other	51%-67%	6660	Happy Trails	\$25,000.00	\$0.00	\$25,000.00	2/24/2011
11089	Ochoa	Maria J.	Existing	Hispanic	31%-50%	2129	Lolita	\$25,000.00	\$0.00	\$25,000.00	3/23/2011
11081	Griffin	Kenneth W.	Existing	African American	51%-67%	9106	Shiloh Road	\$12,000.00	\$1,500.00	\$13,500.00	3/10/2011
11088	Clayborn	Mochelle	New	African American	31%-50%	5308	Bexar St.	\$25,000.00	\$0.00	\$25,000.00	3/24/2011
11080	Contreras	Trinidad	Existing	Hispanic	30% or Below	710	Gallant Fox Drive	\$12,000.00	\$1,500.00	\$13,500.00	3/11/2011
11107	Adams	Larry	New	Hispanic	51%-67%	3706	Gallagher	\$25,000.00	\$0.00	\$25,000.00	5/5/2011
11076	Rodriguez	Luis A.	Existing	Hispanic	51%-67%	3107	South Edgefield Avenue	\$12,000.00	\$1,500.00	\$13,500.00	3/1/2011
11090	Velasquez	Jennifer M.	Existing	Hispanic	51%-67%	10614	Aledo Dr.	\$12,000.00	\$1,500.00	\$13,500.00	3/25/2011
11092	Davis	Vanessa D.	Existing	African American	68%-80%	5834	Logancraft Dr	\$12,000.00	\$1,485.77	\$13,485.77	3/31/2011
11094	Fernandez	Fernando	Existing	Hispanic	31%-50%	4513	Tierra Drive	\$12,000.00	\$1,500.00	\$13,500.00	3/31/2011
11101	Womack	Jennifer N.	Existing	Anglo	68%-80%	4104	N. Hall St.	\$12,000.00	\$1,473.33	\$13,473.33	4/21/2011
11086	Atondo	John	Existing	Hispanic	68%-80%	921	S. Rosemont Ave	\$6,927.00	\$1,500.00	\$8,427.00	3/18/2011
11095	Stroud-Cheek	Shirley	New	African American	31%-50%	3623	Morris St	\$25,000.00	\$0.00	\$25,000.00	4/1/2011
11083	Lara	Juan A.	Existing	Hispanic	31%-50%	6556	Leaning Oaks Street	\$25,000.00	\$0.00	\$25,000.00	3/15/2011
11096	Caballero	Griselda	New	Hispanic	51%-67%	6624	Happy Trails	\$25,000.00	\$0.00	\$25,000.00	4/14/2011
11102	Robinson	Cecelia	Existing	African American	31%-50%	6404	Royal Cedar Drive	\$12,000.00	\$1,500.00	\$13,500.00	4/25/2011
11107	Olivares	Elisabeth	Existing	Hispanic	51%-67%	3903	Rolinda Drive	\$12,000.00	\$1,500.00	\$13,500.00	4/18/2011
11105	Reyes	Julio C	Existing	Hispanic	51%-67%	2637	Grayson	\$12,000.00	\$1,500.00	\$13,500.00	4/21/2011
11111	Rojas	Jesse	New	Hispanic	31%-50%	2829	Lonesome Dove	\$12,000.00	\$0.00	\$12,000.00	5/19/2011
11104	Tobar	Efrain	Existing	Hispanic	68%-80%	2329	Barlow Ave	\$12,000.00	\$1,500.00	\$13,500.00	4/27/2011
11103	Perez	Juan Francisco	Existing	Hispanic	51%-67%	1222	N. Bagley Street	\$12,000.00	\$1,500.00	\$13,500.00	4/26/2011
11122	Cortez	Brenda J.	Existing	Hispanic	51%-67%	2941	Rockford Dr	\$12,000.00	\$1,500.00	\$13,500.00	4/25/2011
11100	Bynaum	Juquita Michell	Existing	African American	31%-50%	7623	Livvie Meador Lane	\$25,000.00	\$0.00	\$25,000.00	4/22/2011
11106	Smith	Annette K.	Existing	African American	68%-80%	3228	E. Perryton Drive	\$12,000.00	\$1,500.00	\$13,500.00	5/5/2011
11117	Smith	Darryl L.	Existing	African American	68%-80%	2055	Bayside	\$7,745.00	\$1,500.00	\$9,245.00	5/26/2011
11099	Briones	Hector	Existing	Hispanic	68%-80%	1143	La Rioja	\$25,000.00	\$0.00	\$25,000.00	4/25/2011
11115	Gonzalez	Mauro J.	Existing	Hispanic	31%-50%	3623	High Bluff Drive	\$12,000.00	\$1,269.96	\$13,269.96	6/3/2011
11143	McCulley	Melissa	New	Anglo	31%-50%	8622	Cedar Post Court	\$25,000.00	\$0.00	\$25,000.00	6/30/2011
11116	Estrada	Gonzalo	Existing	Hispanic	51%-67%	9344	Coriander place	\$12,000.00	\$725.00	\$12,725.00	5/31/2011
11109	Tovar	Andres	Existing	Hispanic	51%-67%	531	Wildrose	\$12,000.00	\$1,500.00	\$13,500.00	5/18/2011
11144	Montes	Jose L.	Existing	Hispanic	51%-67%	3931	Pictureline	\$12,000.00	\$1,500.00	\$13,500.00	6/10/2011
11145	Mendoza	Jose	Existing	Hispanic	51%-67%	8703	Jennie Lee Lane	\$12,000.00	\$1,500.00	\$13,500.00	7/1/2011
11165	Viveros	Miriam J.	New	Hispanic	31%-50%	6635	Cattle Drive	\$25,000.00	\$0.00	\$25,000.00	8/22/2011
11112	Puentes	Olga	Existing	Hispanic	31%-50%	3615	Durango Drive	\$12,000.00	\$1,500.00	\$13,500.00	5/24/2011
11120	Brown	George M.	New	African American	68%-80%	3448	Brahma	\$25,000.00	\$0.00	\$25,000.00	6/9/2011
11168	Torres	Mirella D.	New	Hispanic	31%-50%	6643	Cattle Drive	\$25,000.00	\$0.00	\$25,000.00	8/25/2011

Mortgage Assistance Program  
2010-11 Loans Closed

IDIS	Borrower Last Name	Borrower First Name	Property Type	Ethnicity	AMI Income Range	Street Number	Street Name	MAP Amount	MHS Amount	Total Subsidy	Settlement Date
11114	Ramirez	Alfonso R.	New	Hispanic	68%-80%	8634	Cedar Post Ct.	\$25,000.00	\$0.00	\$25,000.00	6/6/2011
11123	Cruz	Melanie	Existing	Hispanic	68%-80%	4703	Mexicana	\$12,000.00	\$1,500.00	\$13,500.00	6/23/2011
11133	Rubles	Angela	New	African American	68%-80%	3427	Brahma	\$25,000.00	\$0.00	\$25,000.00	6/21/2011
11113	Salazar	Julian	Existing	Hispanic	51%-67%	1118	W Illinois Avenue	\$12,000.00	\$1,500.00	\$13,500.00	5/26/2011
11135	Herrera	Jesus	New	Hispanic	31%-50%	6640	Leaning Oaks	\$25,000.00	\$0.00	\$25,000.00	6/7/2011
11110	Morales	Horacio R.	Existing	Hispanic	30% or Below	2069	Prichard Ln	\$12,000.00	\$1,500.00	\$13,500.00	5/24/2011
11134	Puentes	John P.	Existing	Hispanic	68%-80%	2917	Kingston Dr	\$12,000.00	\$1,500.00	\$13,500.00	6/15/2011
11154	Lopez Camacho	Maria C.	Existing	Hispanic	31%-50%	2535	W. Five Mile Parkway	\$10,000.00	\$1,500.00	\$11,500.00	7/29/2011
11167	Huy	Kunthear	Existing	Other	31%-50%	15629	Gatsby Lane	\$12,000.00	\$0.00	\$12,000.00	8/26/2011
11155	Martinez	Aurelio	Existing	Hispanic	51%-67%	2542	Highwood Drive	\$8,800.00	\$1,500.00	\$10,300.00	7/15/2011
11156	Ramos	Rogelio A.	Existing	Hispanic	51%-67%	8145	Elam Road	\$12,000.00	\$1,395.80	\$13,395.80	8/2/2011
11152	Zarate	Elvira M.	Existing	Hispanic	51%-67%	3726	Falls Drive	\$12,000.00	\$1,500.00	\$13,500.00	7/29/2011
11118	Hernandez	Luisana Y.	Existing	Hispanic	68%-80%	711	S. Ravinia	\$12,000.00	\$1,500.00	\$13,500.00	6/10/2011
11131	Garcia	Mercedes Y.	Existing	Hispanic	51%-67%	4015	Aransas	\$12,000.00	\$938.00	\$12,938.00	6/15/2011
11121	Jones	Phyllis	New	African American	68%-80%	5322	Bexar Street	\$25,000.00	\$0.00	\$25,000.00	6/13/2011
11072	Davis	Wanda J.	Existing	African American	68%-80%	10743	Black Walnut Drive	\$12,000.00	\$821.77	\$12,821.77	6/24/2011
11150	Ortiz	Joseph A.	Existing	Hispanic	51%-67%	1322	Melbourne Ave	\$12,000.00	\$1,500.00	\$13,500.00	7/8/2011
11173	Johnson	Kirby D.	New	African American	51%-67%	3443	Charloais Drive	\$25,000.00	\$0.00	\$25,000.00	8/19/2011
11161	Roque	Edgar D.	Existing	Hispanic	30% or Below	1716	Homeland Street	\$25,000.00	\$0.00	\$25,000.00	8/12/2011
11159	Wingard	Ebony M.	New	African American	31%-50%	6631	Cattle Drive	\$25,000.00	\$0.00	\$25,000.00	8/9/2011
11160	McNeal	Shmika B.	New	African American	51%-67%	6623	Cattle Drive	\$25,000.00	\$0.00	\$25,000.00	8/10/2011
11158	Bennett	Burt	New	African American	51%-67%	8610	Cedar Post Court	\$25,000.00	\$0.00	\$25,000.00	7/8/2011
11125	Tamayo	Silvia	New	Hispanic	30% or Below	6617	Happy Trails Dr	\$25,000.00	\$0.00	\$25,000.00	6/30/2011
11124	Neal	Linda	New	African American	31%-50%	6612	Happy Trails	\$25,000.00	\$0.00	\$25,000.00	6/29/2011
11151	Mendoza	Graciela	Existing	Hispanic	51%-67%	1415	W Illinois Ave	\$12,000.00	\$1,500.00	\$13,500.00	7/16/2011
11169	Andrews	Shaunae N.	New	African American	51%-67%	6820	Clark Ridge	\$12,000.00	\$0.00	\$12,000.00	8/31/2011
11164	Escalante	Gerardo M.	Existing	Hispanic	51%-67%	6824	Timothy Drive	\$25,000.00	\$0.00	\$25,000.00	8/17/2011
11157	Cardona Jr.	James P.	New	Hispanic	51%-67%	2005	Angelina Dr	\$25,000.00	\$0.00	\$25,000.00	8/4/2011
11172	Williams	Teretia D.	New	African American	31%-50%	6650	Cool Morn	\$25,000.00	\$0.00	\$25,000.00	8/31/2011
11171	Pyles	Amber	New	African American	51%-67%	6667	Cool Morn	\$25,000.00	\$0.00	\$25,000.00	8/22/2011
11119	Guzman	Flor D.	Existing	Hispanic	31%-50%	3179	Garapan Dr	\$12,000.00	\$1,500.00	\$13,500.00	6/10/2011
11142	Juarez	Maria D. R.	Existing	Hispanic	68%-80%	2382	St. Francis Ave	\$12,000.00	\$1,500.00	\$13,500.00	7/1/2011
11166	Washington	Amealie L.	New	African American	68%-80%	3450	Santa Getrudis Drvie	\$25,000.00	\$0.00	\$25,000.00	8/24/2011
11162	Celestino	Karlo C.	Existing	Hispanic	51%-67%	8731	Reva St.	\$12,000.00	\$1,500.00	\$13,500.00	8/5/2011
11153	Guerra	Marco A.	Existing	Hispanic	31%-50%	4731	Hollow Bend Lane	\$12,000.00	\$1,500.00	\$13,500.00	7/15/2011
11141	Rushdan	Valerie D.	New	African American	31%-50%	8266	Clarkview Drive	\$12,000.00	\$0.00	\$12,000.00	6/30/2011
11132	Esquivel	Nicole A.	Existing	Hispanic	31%-50%	3458	Tennessee Ave	\$12,000.00	\$1,500.00	\$13,500.00	6/28/2011
11163	Rodriguez	Roberto	Existing	Hispanic	31%-50%	9435	Crimnson	\$12,000.00	\$1,500.00	\$13,500.00	8/19/2011
11170	Anderson	Ledora W.	New	African American	68%-80%	8250	Clarkview Drive	\$12,000.00	\$0.00	\$12,000.00	8/30/2011
11130	Lemus	Teresa	New	Hispanic	30% or Below	3223	Buckskin	\$25,000.00	\$0.00	\$25,000.00	6/29/2011
10879	Morales	Yolanda	New	Hispanic	31%-50%	2111	Ingersoll Drive	\$25,000.00	\$0.00	\$25,000.00	10/6/2010

Mortgage Assistance Program  
2010-11 Loans Closed

IDIS	Borrower Last Name	Borrower First Name	Property Type	Ethnicity	AMI Income Range	Street Number	Street Name	MAP Amount	MHS Amount	Total Subsidy	Settlement Date
10880	Perez	J. Lucio	Existing	Hispanic	31%-50%	9029	Prairie Wood Place	\$12,000.00	\$0.00	\$12,000.00	10/21/2010
10874	Puente	Eloisa	Existing	Hispanic	31%-50%	4439	Posada	\$16,076.00	\$0.00	\$16,076.00	10/20/2010
10875	Rodriguez	Santos	Existing	Hispanic	51%-67%	1218	Goldie	\$19,072.00	\$0.00	\$19,072.00	10/20/2010
10876	Berrones	Dulce	Existing	Hispanic	68%-80%	2741	W. Clarendon	\$17,550.00	\$0.00	\$17,550.00	11/17/2010
10878	Aguilar	Norma	Existing	Hispanic	31%-50%	1720	Walmsley	\$17,572.00	\$0.00	\$17,572.00	10/20/2010
<b>Mortgage Assistance Payment (MAP) Total</b>			<b>132</b>					<b>\$2,252,514.00</b>	<b>\$96,285.09</b>	<b>\$2,348,799.09</b>	
<b>Minimum Housing Standard (MHS) Total</b>			<b>67</b>								

*This page intentionally left blank.*



HOME APR  
CITY OF DALLAS HOUSING / COMMUNITY SERVICES DEPARTMENT  
FY 2010-11 Home Reconstruction / SHARE Assisted Properties

IDIS #	Address	Program	Funding Source	Funding Amount	Units Completed
418	Bonnie View	RECONSTRUCTION	CDBG	\$93,400.00	1
703	Korgan	RECONSTRUCTION	CDBG	\$93,400.00	1
1119	Bonnie View	RECONSTRUCTION	CDBG	\$93,400.00	1
1215	Woodview Ln.	RECONSTRUCTION	CDBG	\$93,400.00	1
1323	Amos	RECONSTRUCTION	CDBG	\$93,400.00	1
1330	Grant	RECONSTRUCTION	CDBG	\$93,400.00	1
1436	Morrell	RECONSTRUCTION	CDBG	\$93,400.00	1
1551	Ohio, E.	RECONSTRUCTION	CDBG	\$93,400.00	1
1627	Exeter Ave.	RECONSTRUCTION	CDBG	\$93,400.00	1
1847	Life	RECONSTRUCTION	CDBG	\$93,400.00	1
1926	Arizona	RECONSTRUCTION	CDBG	\$93,400.00	1
1945	Kraft	RECONSTRUCTION	CDBG	\$93,400.00	1
2210	Marfa	RECONSTRUCTION	CDBG	\$93,400.00	1
2616	Eugene	RECONSTRUCTION	CDBG	\$112,859.00	1
2619	Stephenson	RECONSTRUCTION	CDBG	\$93,400.00	1
2708	Hickman	RECONSTRUCTION	CDBG	\$93,400.00	1
2780	Ann Arbor, E.	RECONSTRUCTION	CDBG	\$87,500.00	1
3027	Seaton Dr.	RECONSTRUCTION	CDBG	\$93,400.00	1
3234	Kinmore	RECONSTRUCTION	CDBG	\$90,000.00	1
3306	Mohave Dr.	RECONSTRUCTION	CDBG	\$93,400.00	1
3503	Weisenburger	RECONSTRUCTION	CDBG	\$93,400.00	1
3618	Chicago	RECONSTRUCTION	CDBG	\$93,400.00	1
3726	Nomas	RECONSTRUCTION	CDBG	\$93,400.00	1
4107	Furey St.	RECONSTRUCTION	CDBG	\$91,780.00	1
4216	Aztec	RECONSTRUCTION	CDBG	\$93,400.00	1
4312	Ewing, S.	RECONSTRUCTION	CDBG	\$87,500.00	1
4719	Nome	RECONSTRUCTION	CDBG	\$93,400.00	1
4749	Burma	RECONSTRUCTION	CDBG	\$93,400.00	1
4911	Upshur	RECONSTRUCTION	CDBG	\$93,400.00	1
5180	Lauderdale	RECONSTRUCTION	CDBG	\$128,382.99	1
12511	Fish Rd.	RECONSTRUCTION	CDBG	\$93,400.00	1
	<b>Total</b>			<b>\$2,933,021.99</b>	<b>31</b>
506	Raynell	RECONSTRUCTION	HOME	\$93,400.00	1
725	Centre	RECONSTRUCTION	HOME	\$93,400.00	1
1218	Woodview Ln.	RECONSTRUCTION	HOME	\$93,400.00	1
1802	Somerset	RECONSTRUCTION	HOME	\$93,400.00	1
2006	Idaho	RECONSTRUCTION	HOME	\$93,400.00	1
2011	Pueblo	RECONSTRUCTION	HOME	\$93,400.00	1
2331	Hudspeth	RECONSTRUCTION	HOME	\$93,400.00	1
2455	Volga	RECONSTRUCTION	HOME	\$93,400.00	1
3124	Rutz	RECONSTRUCTION	HOME	\$93,400.00	1
	<b>Total</b>			<b>\$840,600.00</b>	<b>9</b>
	<b>Grant Total</b>			<b>\$3,773,621.99</b>	<b>40</b>

\*Based on type of assistance provided to the homeowner, some expenditures may have occurred in the 2009-10.

*This page intentionally left blank.*

## 8. ONE-FOR-ONE REPLACEMENT

*This page intentionally left blank.*

## ONE-FOR-ONE REPLACEMENT Program Year 2010

The City of Dallas has one CDBG funded project involving the demolition or conversion of low to moderate income units to another use that must be replaced with comparable lower-income dwelling units – “The Bexar Street Project”. This project is administered by the Housing Department.

The “Bexar Street” project involves the redevelopment of Census Tracts 39.02 and 115 and includes acquisition of vacant and improved parcels, demolition of structures along Bexar Street, and relocation as necessary guided by Federal law.

The boundaries of the project were identified based on the number of unoccupied structures and vacant lots in order to minimize the amount of displacement. The owners of each property were identified initially through tax records and later confirmed through title commitments which verified ownership. The occupants were identified by the owners and Relocation Staff through their interviews. The size of the structure is identified in the appraisal of the property and the needs of the occupants are identified by a family survey given by Relocation Staff. Acquisition Staff provides the 90 Notice to Vacate after the occupant received the Letter of Eligibility from Relocation Staff. Relocation Staff provides moving expense payment prior to relocation of occupants. Once the occupants have moved, demolition of the structure is requested. Demolished structures are replaced on the lot or within the neighborhood with comparable dwelling units. Deed Restrictions are placed on each property to ensure they remain affordable throughout the required affordability period.

*This page intentionally left blank.*

## 9. DISPLACEMENT SUMMARY

*This page intentionally left blank.*



# DISPLACEMENT SUMMARY

**DESCRIPTION/ACCOMPLISHMENTS:** This program was designed to successfully relocate and provide financial assistance to individuals and businesses displaced as a direct result of any eligible City of Dallas activity, including code enforcement activities not involving property acquisition.

During FY 10-11, five homeowners, one tenant and one business received relocation assistance. Two households received replacement housing and/or moving expense payments using federal funds. Three homeowners, one tenant and one business received advisory services but were eventually not displaced. Funds expended this program year were for salary and operating costs.

**BARRIERS:**

1. Multiple ownership/unclear title issues
2. Occupants unwilling to receive and/or discuss Relocation program information.
3. Acquisition unable to acquire property.

**LEVERAGING EFFORTS:**

1. The program used the Last Resort efforts pursuant to City Code

**PERFORMANCE INDICATORS**  
**FY2010-11:**

<u>PROPOSED</u>	<u>ACTUAL</u>
5 Households	6 Households
	1 Business

**OUTCOME MEASURES:** Number of households relocated and assisted as displacement occurs.

**ADJUSTMENTS/IMPROVEMENTS:** The Program will be improved for individuals displaced by City acquisition activities by enforcing “last resort” housing as outlined in Chapter 39A of the Dallas City Code entitled: *“Relocation Assistance – Eminent Domain”*. By eliminating the policy which restricted “last resort” housing, staff is now able to provide housing based on needs rather than monetary limits.

*This page intentionally left blank.*

## 10. PUBLIC REVIEW

*This page intentionally left blank.*

**Public Hearing  
HUD Programs FY 2010-11**



**NOTICE OF PUBLIC HEARING AND REVIEW AND  
COMMENT PERIOD FOR DALLAS PROGRAM  
PERFORMANCE WITH U.S. DEPARTMENT  
OF HOUSING AND URBAN DEVELOPMENT (HUD)  
FORMULA GRANT FUNDS  
DURING THE FISCAL YEAR ENDED  
SEPTEMBER 30, 2011**

On December 15, 2011, 5:00 p.m. at Dallas City Hall, L1 Conference Room C, a public hearing will be held to receive comments on the performance of the following HUD Programs for the year which ended September 30, 2011 (FY 2010-11); Community Development Block Grant, HOME Investment Partnerships Programs, Emergency Shelter Grant, and Housing Opportunities for Persons with AIDS.

A copy of the performance report for each grant will be available for public review beginning December 1, 2011 at the City of Dallas Office of Financial Services/Community Development Division, Dallas City Hall, 1500 Marilla, Room 4FS. Summary reports will also be available at all Dallas public libraries.

Citizens in the Dallas Metropolitan area may submit written comments regarding the performance reports to the Office of Financial Services/Community Development Division, Dallas City Hall, 1500 Marilla Room 4FS, Dallas, Texas 75201 on or before December 15, 2011. Individuals requiring alternative formats in review of this document may also contact the Community Development Office TDD via Relay TX 1-800-735-2989. For further information contact the Community Development Office at 214-670-4557. Para mas informacion, por favor llame at 214-670-4557.

Client Name: 674225 Advertiser: 5388390 Section/Page/Zone: BUSINESS/D06/State Size: 3.75 x 2.6 Color Type: B&W Publication Date: 11/28/2011

This information is proof of publication of the ad in The Dallas Morning News on the date & page indicated. You may not reproduce, distribute, create derivative works, transmit, repurpose or in any way exploit any of the content.

Real Estate Services Real Estate Services Real Estate Services
TOP CASH FOR HOUSES Hassle Free! Quick Close! Call Jennifer Smith 972-242-0700 EasyHomeBuyers.com BBB A+ Rating!

LEGAL BIDS & NOTICES
BANKRUPTCY, COURT SALES
LEGAL NOTICES
PETS - POULTRY - LIVESTOCK
Animal Adoptions, Animal Training, Birds-Agricultural, Poultry, Birds - Pets, Cats, Cattle, Dogs, Fish, Hay, Feed, Grain, Hogs, Sheep, Goats, Alpacas & Llamas, Horses/Stock Trailers, Horses & Mules, Pasture, Stalls, Stables, Pets-Exotic, Pets-Misc, Pet Services, Pets-In Memoriam, Cats, Maine Coon Kittens, English Bulldog PUPPIES AVAILABLE - NOW!

NOTICE OF CITY COUNCIL PUBLIC HEARING
The City Council of the City of Dallas, Texas will hold a public hearing of 1:00 p.m., Wednesday, December 14, 2011, in the Council Chambers of the City of Dallas, Texas, at 5100 North Stemmons Freeway, Suite 51A, and Chapter 51P of the Dallas City Code, as amended, should be amended by the granting of the following applications:

Public Hearing HUD Programs FY 2010-11
NOTICE OF PUBLIC HEARING AND COMMENT PERIOD FOR DALLAS PROGRAM PERFORMANCE WITH U.S. DEPARTMENT OF HOUSING AND URBAN DEVELOPMENT (HUD) FORMULA GRANT FUND ENDED SEPTEMBER 30, 2011
The City Council Commission of the City of Dallas, Texas will hold a public hearing of 1:30 p.m., Thursday, December 15, 2011, in the City Council Chamber of Dallas City Hall, 6th Floor, 1500 Marilla Street, to consider the residential report described below:

## **11. ASSESSMENT OF CDBG AND CONSOLIDATED PLAN**

*This page intentionally left blank.*



## FY 2010-11 ASSESSMENT

The City of Dallas, as a U.S. Department of Housing and Urban Development (HUD) designated entitlement community, compiles and publishes an annual report detailing the utilization of the City's Consolidated Plan grant funds and associated accomplishments for the fiscal year. This annual report is known as the Consolidated Annual Performance and Evaluation Report (CAPER) and corresponds to the priorities identified in the five-year Consolidated Plan FY 2008-09 through FY 2012-13 and the third year Annual Action Plan, FY 2010-11.

Information reported in this CAPER comes from a compilation of subrecipient reports and on-site monitoring visits conducted throughout the program year. Fiscal information including grant funds available, expenditures to date, program income, and revolving loan fund amounts is captured through the HUD reporting system known as the Integrated Data and Information System (IDIS). The accomplishments reported by the City and its subrecipients in IDIS are compared to the priorities identified within the FY 2010-11 Annual Action Plan and reported in this CAPER.

**OVERSIGHT AND ADMINISTRATIVE STRUCTURE:** The City's Office of Financial Services-Community Development Division (OFS-CDD) is responsible for oversight and administration of HUD funds. The department also serves as the primary liaison between HUD and the City of Dallas. Although multiple City departments are directly involved with the implementation and execution of Consolidated Plan projects, programs and activities, the majority are overseen by the following departments:

### Housing/Community Services:

- Administers the City's housing related activities conducted with Home Investment Partnerships Program (HOME) funds such as, but not limited to, homeownership and home repair programs. This department also works with Community Housing Development Organizations (CHDOs) to oversee new affordable housing developments.
- Administers nearly all Community Development Block Grant (CDBG) funded public services activities as well as the Emergency Shelter Grant (ESG) and the Housing Opportunities for Persons With Aids (HOPWA) programs.

### Development Services:

- Oversees the City's displacement and relocation program as well as historic preservation activities.

### City Auditor's – Grant Compliance Group:

- Monitors Consolidated Plan projects/activities funded with annual entitlement funds undertaken by City departments, contractors, and subrecipients.

**CITIZEN PARTICIPATION:** The City's OFS-CDD followed the City Council approved Citizen Participation Plan that meets HUD requirements to propose and approve activities to be funded with Consolidated Plan grant funds.

Six neighborhood public hearings were held to solicit citizen comments on the potential uses of HUD funds allocated for FY 2010-11. These public hearings were held between the dates of January 7 – January 14, 2010 at various locations within the City of Dallas. One meeting was held at the City’s Renner Frankford Library in Collin County for the sole purpose of soliciting input from citizens and service providers regarding HOPWA grant funds.

**CERTIFICATIONS OF CONSISTENCY:** During FY2010-11, ten Certifications of Consistency were provided for HUD programs. The City of Dallas reviewed all applications in a fair and impartial manner and did not hinder implementation of the Consolidated Plan by actions or willful inactions. The City continued to pursue all resources in order to meet the goals and objectives stated in the Consolidated Plan.

**TIMELINESS PERFORMANCE:** All necessary actions requiring City Council authorization were approved relative to the accomplishment of Consolidated Plan initiatives for FY2010-11. Grant disbursements were made in a timely manner as demonstrated by the City’s compliance with the requirement of having a line of credit balance no more than 1.5 times its current year entitlement 60 days prior to the end of the program year.

**COMMUNITY DEVELOPMENT ACTIVITIES:**

- Adopt-a-Family - Through the ever-popular Angel Tree program, the Salvation Army collects thousands of donated Christmas gifts each year to distribute to children and senior citizens. City of Dallas, District 8 Councilmember, Tennell Atkins coordinated a Salvation Army *Giving* Angel Tree project at City Hall. The Office of Financial Services staff adopted a family. Through this collaborative community outreach effort, Wish List items were provided for a family of 7.
- Mayor’s Back-to-School Fair – OFS-CDD staff attended this annual activity to “get the word out” regarding HUD funded projects, programs and activities designed to assist low to moderate income persons/households. Bilingual staff was also available to serve Spanish speaking citizens.
- National Community Development Week – City of Dallas Mayor, Dwaine Caraway, recognized the Community Development Block Grant program and the important role it plays in our community. He also acknowledged the dedication and commitment of the Community Development Commission members, neighborhood organizations, nonprofit agencies and city staff by proclaiming April 25-30, 2011 National Community Development Week.

**SUMMARY:** Although the City of Dallas felt impacted by the effects of the overall decline in our national economy, the City continued to make progress in serving the needs of low to moderate income individuals and families with HUD funds.

The remainder of this section contains program narrative information for FY2010-11 from various HUD funded programs.

## FY 2010-11 NARRATIVE

**PROJECT NAME:** ADOLESCENT SUBSTANCE ABUSE - INPATIENT

**IDIS ACTIVITY:** 10892

**DESCRIPTION/ACCOMPLISHMENTS:** The City of Dallas began funding the Adolescent Substance Abuse Program in FY1984-85. The program provides residential substance abuse treatment services and education for low/income, medically indigent youth via contract with Phoenix House of Texas. Clients are assessed for substance abuse, mental health, and other treatment needs using the Texas Department of State Health Services Health Integrated Services (BHIPS) instrument. Once the assessment has been completed, a client service plan is developed with goals and expected outcome measures. For youth with co-occurring disorders, a psychiatrist assesses the youth, and additional treatment requirements are added to the service plan. Group and individual counseling are provided to youth. A six-month follow-up is conducted to determine if clients are stable and have not relapsed. This is the 3rd year of the five-year plan that began in FY2008-09.

**BARRIERS:** The demand for residential substance abuse services always far exceeds the number of available beds for low-income youth.

Due to a reduction in federal grant funds, funding for this program was eliminated from the FY2011-12 budget. Agency will have to seek other funding sources to carry out the program.

**LEVERAGING EFFORTS:** Sub-recipient has not reported leveraging of funds during this period.

PERFORMANCE INDICATORS FY2010-11:	Goal	Actual	Variance (+/-)
	18 Youth	20 Youth	+11%

*Variances over/under by more than 15% require an explanation:* No explanation required.

**OUTCOME MEASURES:** Number of persons assisted with new access to service/benefits:  
20 Youth

**ADJUSTMENTS/IMPROVEMENTS:** None.

**PROJECT NAME: CHILD CARE SERVICES PROGRAM**

**IDIS ACTIVITY: 10883 / 10884 / 11024 / 11025 / 11077 / 11149**

**DESCRIPTION/ACCOMPLISHMENTS:** The City of Dallas began funding the Child Care Services Program in FY1991-92. The Program provides after school programs and daycare for special needs children, children who are homeless, and children with disabilities via contracts with Boys & Girls Clubs of Greater Dallas, Low Birth Weight Development Center, Neighborhood Service Council, Open Arms, Inc. dba Bryan's House, Park South YMCA and Vogel Alcove.

After school programs at the Boys & Girls Clubs of Greater Dallas, Neighborhood Services Council, and Park South YMCA provide tutoring, mentoring, and homework assistance. Services are provided for both after-school and summer camp. Each participant is provided a nutritious snack in the after-school program. Transportation is provided to and from some of the various locations.

The Program also provides child care for: (i) children with special needs (physical, learning, emotional or developmental) through medically managed child care at Open Arms dba Bryan's House, (ii) high risk, low birth weight infants (weighing 3-1/2 pounds or less) through Low Birth Weight Development Center, and (iii) homeless children at Vogel Alcove whose parents are residing in emergency or transitional shelters. Programs include supportive services, such as developmental screening, speech therapy, medical/preventative health services, and comprehensive social services. This is the third year of the five-year plan that began in FY2008-09.

**BARRIERS:** Transportation is an ongoing challenge for child care services.

**LEVERAGING EFFORTS:** Sub-recipients have not reported leveraging of funds for this period.

<b>PERFORMANCE INDICATORS FY2010-11:</b>	<b>Goal</b>	<b>Actual</b>	<b>Variance (+/-)</b>
	400 Youth	530 Youth	+33%

*Variances over/under by more than 15% require explanation:* Increase in number of children accessing after-school programs.

**OUTCOME MEASURES:** Number of persons assisted with new access to service/benefits: 530 Youth.

**ADJUSTMENTS/IMPROVEMENTS:** None.

**PROJECT NAME: CITY CHILD CARE SERVICES**

**IDIS ACTIVITY: 10889**

**DESCRIPTION/ACCOMPLISHMENTS:** This program was originally funded in FY1983-84 by Mayor Stark Taylor's Commission on Child Care. The program provides child care subsidies for low/moderate income working parents and teenage parents who are attending school and do not qualify for any other form of public assistance. Intake/assessments are completed to determine eligibility both on the phone and in-person. Program participants are required to pay a portion toward their subsidy amount based on a sliding scale. Subsidies are paid directly to the child care facilities; clients do not receive subsidy payments directly. Sixteen parent workshops are held to assist program participants. Workshop topics include Money Matters, HIV/AIDS, Parenting, Nutrition, Job Search, Diabetes, and Housing. Referrals are made to Child Care Management Assistance and Head Start of Greater Dallas for those parents who do not qualify for the City's Program. This is the third year of the five-year plan that began in FY2008-09.

**BARRIERS:** Due to the lack of financial resources to provide childcare subsidies to low/low moderate working parents who are in need of child care assistance, many parents were not able to hold on to their jobs.

**LEVERAGING EFFORTS:** Expenditures of CDBG funding for childcare expenses were used to leverage additional child care subsidies for the community as a local match to funds drawn down by the Texas Workforce Commission in the amount of \$525,000.

<b>PERFORMANCE INDICATORS FY2010-11:</b>	<b>Goal</b>	<b>Actual</b>	<b>Variance (+/-)</b>
	150 Children	144 Children	-4%

*Variances over/under by more than 15% require an explanation:* No explanation required

**OUTCOME MEASURES:** Number of persons assisted with new access to service/benefit:  
144 Children

**ADJUSTMENTS/IMPROVEMENTS:** None

**PROJECT NAME: CITY OFFICE OF SENIOR AFFAIRS (COSA)**

**IDIS ACTIVITY: 10894**

**DESCRIPTION/ACCOMPLISHMENTS:** Funding for the City's Office of Senior Affairs Program began in FY1989-90. The purpose is to enhance the quality of life for older adults (age 60 and above) by linking services through assessing and determining needs, which may be basic such as food and shelter and providing case management to help resolve concerns such as elder abuse, or other forms of victimization. Also, information is disseminated to diverse older adult communities about services through resource fairs, presentations and educational programs.

The program has created a greater awareness of the problems facing older adults in Dallas, Texas. Numerous workshops and seminars have been held to inform and address pertinent problems in the older adult population such as fraudulent scams, alcoholism, mental illness/dual diagnosis, prescription drug misuse, substance abuse counseling, and Medicare & You. Significant citizen participation and interest indicate a continued substantial impact on needs of the targeted population. This is the third year of the five-year plan that began in FY2008-09.

**BARRIERS:** Services for older adults, such as lawn care, minor plumbing repairs, cutting trees and weeds, and removing fallen trees, are still major needs for many seniors.

**LEVERAGING EFFORTS:** The program continues to seek both funding and collaborative leveraging in an effort to enhance services to older adults. The Office of Senior Affairs has developed strong alliances geared toward strengthening its role of advocacy and outreach efforts with the following:

- 1) **Community Council of Greater Dallas / Dallas Area Agency on Aging** - collaboration to address issues such as transportation for senior and disabled citizens, local community assessments, and related senior matters
- 2) **Older Women's League** – older women and advocacy issues
- 3) **Adult Protective Service Community Board** - works with fifteen other agencies to promote elder abuse awareness
- 4) **Dallas Area Agency on Aging Advisory Council** – meets bimonthly and provides advice on how the Dallas Area Agency on Aging should be implemented.
- 5) **Access Center for the Elderly** – several staff members attend the ACE monthly meetings to review senior citizen cases.
- 6) **Richardson Kiwanis Club** – office serves as the focal point for wheel chair ramp applications.
- 7) **Texercise** – statewide efforts to promote physical activity in Dallas.
- 8) **DART Senior Outreach Event** – annual senior event to provide information about community services and also to provide socialization events.
- 9) The **Case Management and Information and Referral** section of the office made referrals to the Access Center for the Elder, Dallas Water Utilities, City of

Dallas People Helping People, City of Dallas Housing, 211, Ladies of Charity, Pilgrim Rest Baptist Church. The office also administered utility assistance and managed over 400 referrals for the Wheelchair ramp program.

- 10) **End of Life Issues** - workshop presented at five sites
- 11) Provide staff to the **Senior Affairs Commission** and its Committees
  - Health Committee – created a coalition of aging organizations to work with Texercise to focus on increasing physical activity to improve health status, and develop community efforts to assist hoarders.
  - Older Adult Employment Council – presented the Dallas Older Adult Job Fair where over 450 people attended, of which 151 were City of Dallas residents.
  - Victimization Committee – presented a conference to educate older adults on scams and safety issues.
  - Transportation Committee – developed needs issue statement and presented to City Council Members, DART and city officials. Assisted in securing program through education efforts.
  - Budget Committee – Developed recommendations for senior issues and presented to all city council members and Mayor.
  - Senior Affairs Commission met 11 times during the year.

<b>PERFORMANCE INDICATORS FY2010-11:</b>	<b>Goal</b>	<b>Actual</b>	<b>Variance (+/-)</b>
	4,800 Elderly	4,987 Elderly	+4%

*Variances over/under by more than 15% require explanation:* No explanation required.

**OUTCOME MEASURES:** Number of elderly assisted with new access to service/benefit:  
4,987 Elderly

**ADJUSTMENTS/IMPROVEMENTS:**

- The program will continue to recruit new service providers and to increase partner participation, including more health care providers, physicians, corporations, and the faith community.
- The program will continue to link with City of Dallas programs, such as Park and Recreation, Code Enforcement, and Dallas Water Utilities. Staff will seek more alliances with the faith-based community in an effort to maximize existing resources and reduce duplication of effort.

**PROJECT NAME: CLINICAL DENTAL CARE PROGRAM**

**IDIS ACTIVITY: 10979**

**DESCRIPTION/ACCOMPLISHMENTS:** The City of Dallas began funding the Clinical Dental Care Program in FY1982-83. Program provides dental health services to low-to-moderate income children and youth through age 19 via contract with Community Dental Care at five community clinics:

Bluitt-Flowers Health Center, 303 N. Overton, Dallas, 75216  
DeHaro Saldivar Clinic, 1400 N. Westmoreland, Dallas, 75211  
East Dallas Clinic, 3320 Live Oak, 4<sup>th</sup> Floor, Dallas, 75204  
Southeast Dental Center, 9202 Elam Road, Dallas, 75217  
Vickery Meadows Clinic, 8224 Park Lane, Suite 125, Dallas, 75220

Dental services include exams, cleaning, fluoride treatment, sealants, fillings, extractions, root canals, treatment for infections, and oral health education. This is the third year of the five-year plan that began in FY2008-09.

**BARRIERS:** Limited resources (patients served required very intense treatment).

**LEVERAGING EFFORTS:** Sub-recipient has not reported leveraging of funds for this period.

<b>PERFORMANCE INDICATORS FY2010-11:</b>	<b>Goal</b>	<b>Actual</b>	<b>Variance (+/-)</b>
	500 Youth	678 Youth	+36%

*Variances over/under by more than 15% require explanation:* Increase in number of youth requiring dental care, yet funding not sufficient to cover full treatment plans for patients.

**OUTCOME MEASURES:** Number of persons assisted with new access to service/benefits:  
678 Youth

**ADJUSTMENTS/IMPROVEMENTS:** None.



**PROJECT NAME: GERIATRIC HEALTH SERVICES**

**IDIS ACTIVITY: 10984**

**DESCRIPTION/ACCOMPLISHMENTS:** Funding for the City Geriatric and Crisis Intervention Program provided through City staff began in FY1986-87. During FY 2009-10, the City of Dallas began contracting with Parkland Health and Hospital Systems to carry out program services. City staff no longer provides service under this program.

The Program provides physical assessment/health screening clinics for seniors, age 60 and older, which are at-risk for developing complications from chronic health problems or having non-diagnosed health problems. Services are provided at various clinic sites operated by Parkland:

- Parkland Hospital (Geriatric Clinic/Amelia Ct), 5201 Harry Hines, Dallas, 75235
- Bluitt Flowers Health Center, 303 N. Overton, Dallas, 75216
- DeHaro Saldivar Clinic, 1440 N. Westmoreland, Dallas, 75211
- East Dallas Clinic, 3320 Live Oak, 4<sup>th</sup> Floor, Dallas, 75204
- Oak West Health Clinic, 4201 Brook Springs, Dallas, 75224
- Southeast Dallas Health Center, 9202 Elam, Dallas, 75217
- Vickery Meadows, 8224 Park Lane, Suite 130, Dallas, 75220

These services include health screenings and education on aging and nutrition. Home visits are conducted by a nurse or social worker to follow-up on referrals. If clients are unable to pay for supplies, Parkland will provide supplies, such as blood pressure monitors, glucometers, grab bars, tub seats/transfer benches, pill boxes, walkers. This is the third year of the five-year plan that began in FY2008-09.

**BARRIERS:**

Full mobilization of outreach efforts threatened to preclude expending all funds. Funding was reallocated to nursing support to cover partial cost of flu vaccination drives to allow all funds to be expended by end of grant term.

Due to a reduction in federal grant funds, funding for this program was eliminated from the FY2011-12 budget. Agency will have to seek other funding sources to carry out the program.

**LEVERAGING EFFORTS:** Services are augmented through collaborations with other agencies to provide and / or enhance existing program(s).

<b>PERFORMANCE INDICATORS FY2010-11:</b>	<b>Goal</b>	<b>Actual</b>	<b>Variance (+/-)</b>
	500 Elderly	611 Elderly	+22%

*Variances over/under by more than 15% require explanation:* Additional seniors requiring physical assessments/health screenings in community.

**OUTCOME MEASURES:** Number of persons assisted with new access to service/benefits:  
611 Elderly

**ADJUSTMENTS/IMPROVEMENTS:** None.

**PROJECT NAME: OFFENDER RE-ENTRY PROGRAM- HOU**

**IDIS ACTIVITY: 10899**

**DESCRIPTION/ACCOMPLISHMENTS:** Funding for the Community Re-Entry Support Services Program began in FY1998-99. This program provides comprehensive case management services designed to promote the effective reintegration of ex-offenders as they return to communities within the City of Dallas.

Funding provides outreach, referral, case management and housing services to 80 ex-offenders in order that they are knowledgeable about services to assist them in acquiring the life skills needed to succeed in the community, reconnect to families, obtain and maintain employment, locate and access medical and mental health services and become law-abiding, productive and altruistic, thus reducing the rate of recidivism and the city's crime rate, increasing safety in the city of Dallas for all citizens. There are five components identified by this program to assist ex-offenders. These components are employment, housing, education, recovery support, and community services.

Clients must be 18 years of age or older, have committed a felony non-violent offense, on parole, living in the City of Dallas, and meet HUD low to moderate income guidelines. Clients must also need one or more of the following services: housing, employment, educational opportunities, recovery support, medical services, etc. This is the third year of the five-year plan that began in FY2008-09.

**BARRIERS:** The 15% allowed for public services is not sufficient to address the vast array of needs identified by the community. Demands for public service dollars far exceed the amount of available funds.

**LEVERAGING EFFORTS:** Released prisoners face a myriad of challenges that contribute to the return to criminal activity, re-arrest, and re-incarceration. Ex-offenders increasingly find that they cannot gain access to suitable, decent, and affordable housing. As a result, they sleep in cars, find emergency housing along with more vulnerable populations, cohabit with other felons in substandard housing, or live a vagrant lifestyle, from friend to friend until their welcome runs out.

<b>PERFORMANCE INDICATORS FY2010-11:</b>	<b>Goal</b>	<b>Actual</b>	<b>Variance (+/-)</b>
	80 People	80 People	None

**OUTCOME MEASURES:** Number of persons assisted with new access to service/benefit: 80 People.

**ADJUSTMENTS/IMPROVEMENTS:** None

**PROJECT NAME: PARENTING AND EARLY CHILDHOOD DEVELOPMENT**

**IDIS ACTIVITY: 10944**

**DESCRIPTION/ACCOMPLISHMENTS:** The City of Dallas began funding the Parenting and Early Childhood Program in FY1997-98. Program provides parenting and child development skills to adolescent (up to age 18) parents of children up to three year olds via contract with AVANCE. Parents learn lessons in child growth and development, make educational toys, and are made aware of community resources. Pre and Post test are performed using the AVANCE Parenting Questionnaire to determine the level of improvement of parents enrolled in the program. Home visits are also conducted to follow-up on parenting education at the agency. Program emphasis parents as a child's first teacher and the importance of the first three years of a child's life for learning and development. Parenting classes are also followed by ESL, GED, college classes, and job skills training. This is the third year of the five-year plan that began in FY2008-09.

**BARRIERS:** Due to a reduction in federal grant funds, funding for this program was eliminated from the FY2011-12 budget. Agency will have to seek other funding sources to carry out the program.

**LEVERAGING EFFORTS:** Sub-recipient has not reported leveraging of funds for this period.

<b>PERFORMANCE INDICATORS FY2010-11:</b>	<b>Goal</b>	<b>Actual</b>	<b>Variance (+/-)</b>
	25 Families	25 Families	None

*Variances over/under by more than 15% require explanation:* No explanation required.

**OUTCOME MEASURES:** Number of persons assisted with new access to service/service:  
25 Families

**ADJUSTMENTS/IMPROVEMENTS:** None.

**PROJECT NAME: SENIOR SERVICES PROGRAM**

**IDIS ACTIVITY: 10895 / 10896 / 10897**

**DESCRIPTION/ACCOMPLISHMENTS:** The City of Dallas began funding the Senior Services Program in FY1987-88. The Program provides case management and other services for seniors, as well as investigative support services in both community and institutional settings, via contracts with Calumet Community Center, La V oz Del Anciano, and Senior Citizens of Greater Dallas. Case managers (staff) conduct intakes/assessments on clients to determine eligibility and others social service needs for persons 60 years and older. R eferalls may be m ade to area food pantries, area shelters, legal assistance, and assistance with qualifying for other benefits. E ducation and public awareness sessions are also conducted to provide information regarding services available to seniors. Nutritious meals (breakfast, lunch) are provided, as well as transportation services. A nursing home ombudsman managed by Senior Citizens of Greater Dallas is also funded under the program to receive, investigate, and resolve complaints from nursing home residents and their families. This is the third year of the five-year plan that began in FY2008-09.

**BARRIERS:**

Limited transportation exists for low-income persons trying to access services.

The use of census tracts to determine which nursing homes services are provided under CDBG has impacted the number of nursing homes that can be served by the nursing home program.

**LEVERAGING EFFORTS:** Sub-recipient has not reported leveraging of funds for this period.

<b>PERFORMANCE INDICATORS FY2010-11:</b>	<b>Goal</b>	<b>Actual</b>	<b>Variance (+/-)</b>
	1,600 Elderly	1,412 Elderly	-12%

*Variances over/under by more than 15% require explanation:* No explanation required.

**OUTCOME MEASURES:** Number of persons assisted with new access to service/benefits: 1,412 Elderly

**ADJUSTMENTS/IMPROVEMENTS:** None.

**PROJECT NAME: TEEN VIOLENCE VICTIM OUTREACH**

**IDIS ACTIVITY: 10898**

**DESCRIPTION/ACCOMPLISHMENTS:** The City of Dallas began funding the Teen Violence – Victims Outreach Program in FY1995-96. The Program provides support to victims of teen violence and teen violence prevention through education and direct services via contract with Mothers (Fathers) for the Advancement of Social Systems (MASS). Intakes are completed on each client receiving case management to determine eligibility and development of a service plan. Individual and/or family counseling is provided. Educational presentations are provided at Dallas Independent School District (DISD) schools and other locations. The presentations are designed to discourage teen violence among peers and associates. This is the second year of the five-year plan that began in FY 2008-09.

**BARRIERS:**

Limited availability of resources to provide program services, as well as transportation.

Due to a reduction in federal grant funds, funding for this program was eliminated from the FY2011-12 budget. Agency will have to seek other funding sources to carry out the program.

**LEVERAGING EFFORTS:** Sub-recipient has not reported leveraging of funds for this period.

<b>PERFORMANCE INDICATORS FY2010-11:</b>	<b>Goal</b>	<b>Actual</b>	<b>Variance (+/-)</b>
	300 People	328 People	+9%

*Variances over/under by more than 15% require explanation:* No explanation required.

**OUTCOME MEASURES:**

Number of persons assisted with new access to service/benefits: 328 People

**ADJUSTMENTS/IMPROVEMENTS:** None.

**PROJECT NAME: TRAINING AND EMPLOYMENT FOR ADULTS WITH DISABILITIES**

**IDIS ACTIVITY: 10950**

**DESCRIPTION/ACCOMPLISHMENTS:** New this year, the City of Dallas began funding the Training and Employment for Adults with Disabilities Program in FY 2010-11. The Program provides development of life skills, vocational training and job placement for adults with disabilities via contract with Citizens Development Center.

Funding was used to partially fund a client supervisor in the agency's Work Center program, which provides intensive vocational support and structure to adults with severe disabilities (including retardation and autism) who have been unable to secure or maintain employment or who choose to work in a protected environment. Individuals in the Work Center come to work daily and participate in a supervised group setting where they perform actual packaging and assembly jobs for local businesses and are paid for their work. For some, it is the highest level of employment that they might achieve; for others, it is a transitional program providing short-term vocational training for outside employment. Either way, they achieve their highest level of independence in a protected environment where they are accepted, respected and free from discrimination.

Services in the Work Center program include day vocational/habilitation services in a real-life work setting; case management services; individualized goals; classroom instruction in academics, communication skills, problem solving skills, life skills, socialization skills, and role playing; and family support. This is the third year of the five-year plan that began in FY2008-09.

**BARRIERS:**

None.

**LEVERAGING EFFORTS:** Sub-recipient has not reported leveraging of funds for this period.

<b>PERFORMANCE INDICATORS FY2010-11:</b>	<b>Goal</b>	<b>Actual</b>	<b>Variance (+/-)</b>
	165 People	151 People	-8%

*Variances over/under by more than 15% require explanation:* No explanation required.

**OUTCOME MEASURES:**

Number of persons assisted with new access to service/benefits: 151 People

**ADJUSTMENTS/IMPROVEMENTS:** None.

**PROJECT NAME: WOMEN'S OUTREACH PROGRAM**

**IDIS ACTIVITY: 10951**

**DESCRIPTION/ACCOMPLISHMENTS:** New this year, the City of Dallas began funding the Women's Outreach Program in FY 2010-11. The Program provides supportive services for women to assist them in addressing substance abuse, criminal behavior and mental illness into health and productive lifestyle via contract with Homeward Bound. The Program partially supported the agency's New Life Opportunities Program, which is part of the Prostitution Diversion Initiative of the Dallas Police Department targeting truck stop prostitution. Funding was used to provide 45 days of substance abuse/mental health treatment, followed by 60 days of transitional housing, for 10 women being victimized by prostitution. The program includes counseling, life skills and health education, and other activities to prepare them for an independent, drug-free, and productive life. This is the third year of the five-year plan that began in FY2008-09.

**BARRIERS:**

Due to a reduction in federal grant funds, funding for this program was eliminated from the FY2011-12 budget. Agency will have to seek other funding sources to carry out the program.

**LEVERAGING EFFORTS:** Sub-recipient has not reported leveraging of funds for this period.

<b>PERFORMANCE INDICATORS FY2010-11:</b>	<b>Goal</b>	<b>Actual</b>	<b>Variance (+/-)</b>
	10 People	10 People	None

*Variances over/under by more than 15% require explanation:* No explanation required.

**OUTCOME MEASURES:**

Number of persons assisted with new access to service/benefits: 10 People

**ADJUSTMENTS/IMPROVEMENTS:** None.



**PROJECT NAME: NEIGHBORHOOD INVESTMENT PROGRAM – CODE COMPLIANCE**

**IDIS ACTIVITY: 10396 / 10966**

**DESCRIPTION/ACCOMPLISHMENTS:** During FY 2010-2011, the Neighborhood Investment Program (NIP) continued to operate under the collaboration of the Housing and Code Compliance Departments. The “NIP Phase II Plan” was introduced in FY 2005-06 with three designated NIP areas. Two additional NIP areas were introduced in FY 2009-10 bringing the total number of NIP target areas to five. The five NIP areas are subdivided into eighteen (18) CDBG eligible census tracts, in part or as a whole, as noted:

NIP Area	Census Tracts	District
1	101.01 and 101.02	Southwest
2	25.00, 27.00, and 27.02	Southeast
3	39.02 and 115.00	Southeast
4	20.00 and 48.00	Southwest & Southcentral
5	55.00, 57.00, 88.01, 88.02, 87.03, 87.04, 87.05, 113.00 and 114.01	Southcentral

The goal of this program is to provide enhanced or strengthened code enforcement activities toward maintaining clean, safe and healthy neighborhoods within the eighteen CDBG eligible census tracts.

As the result of CDBG funding, there has been enhanced (improved) community outreach, evidenced by an increase of community awareness and empowerment which thereby has encouraged overall voluntary compliance by the residents within the target areas. Several neighborhood/task force sweeps and community clean up events occurred. Neighborhood meetings, crime watch meetings, tours and government action meetings scheduled by Community Prosecutors were attended. The result of enhancement activities in addition to regular activities, shown in the yearly activity and annual objective report reflects the efforts made to achieve our goals.

**BARRIERS:**

- Deferred or hindered maintenance by residents due to low income, other financial factors, age or mental capacities.
- Neighborhood characteristics which include but are not limited to criminal activity and language diversity and overall neighborhood transitioning
- Restrictive legal and regulatory obstacles.

**LEVERAGING EFFORTS:** In an attempt to leverage funds, the Neighborhood Investment Program (NIP)-Code Compliance unit utilized various outside groups and community events to enhance education, awareness and cooperative efforts.

**PERFORMANCE INDICATORS FY2010-11:**

**PROPOSED (LMA)**  
50,000 People

**ACTUAL (LMA)**  
**74,736 \***

**OUTCOME MEASURES:** Number of people benefiting from code enforcement activities that result in clean, safe and healthy neighborhoods based on total housing units multiplied by the \*average household size.

**ADJUSTMENTS/IMPROVEMENTS:**

- Making additional human resources, tools and training available.
- Adjustment of program to effect the timely disposition and removal of public nuisances (substandard structures) that cause blight and encourage criminal elements within the CDBG targeted areas.
- Develop Inspector initiated sub-funding programs available for discretionary use with flexible, easy qualifying terms that can be made available to residents within the target areas for minor exterior repairs to improve the quality of aged housing stock.

**PROJECT NAME: COMMUNITY PROSECUTION PROGRAM (CPP)-CODE**

**IDIS ACTIVITY: 10376 / 10967**

**DESCRIPTION/ACCOMPLISHMENTS:** The goal of this program is to provide enhanced code enforcement activities within the designated CDBG eligible targeted census tracts. CPP Inspectors assigned to these designated areas provide an enhanced level of service that augments the level of existing service provided by general code inspectors that work in the same area. The CPP Inspectors take on complex projects that often times include other issues that do not fall under the general code compliance umbrella such as crime, homeless outreach, and other legal issues. CPP ability to focus on a single problematic area of concern allows a more detail inspection phase with potential litigation if required. CPP inspectors work in close concert with the general code districts to insure that efforts are not being duplicated. The general code districts often refer cases that they feel they have exhausted all avenues on to the CPP Inspectors to work.

During FY 2010-2011, the CPP Inspectors continued dedicated service to 14 target areas within the city. The CPP Inspectors performed 2,918 code inspections of egregious code violations in 14 target areas. In 201 cases, Community Prosecutors were able to gain voluntary compliance through code enforcement and problem solving strategies. The CPP Inspectors efforts assisted the Community Prosecutors in filling and litigating 25 code enforcement civil litigation cases. The CPP Inspectors enforced the city codes as a strategy to improve the quality of life, empower communities, and strengthen the neighborhoods in the specified target areas.

**Staff Assignments and Funding:**

State Certified Code Officers assigned to the designated target areas work along with Community Prosecutors.

Through a different Org# (Org # 407C ) all funding, (wages, training, vehicles, computers, equipment, office supplies, etc.) for the four CPP Code Officers is provided through the Federal Governments' Community Development Block Grant (CDBG) Program.

**BARRIERS:** The barriers to successfully meeting the identified priorities of the targeted CDBG-eligible census tracts in code enforcement are budgetary constraints for human resources and equipment, deferred maintenance by residents due to low income financial factors, neighborhood characteristics, criminal activity, language diversity and restrictive legal and regulatory obstacles.

**LEVERAGING EFFORTS:** In an attempt to leverage funds, the Community Prosecution Program - Code utilized various outside groups and community events.

**PERFORMANCE INDICATORS FY2010-11:**

<u>PROPOSED</u>	<u>ACTUAL</u>
221,322 People	159,160 People

**OUTCOME MEASURES:** Total number of building codes identified, brought into compliance, and/or investigated: **2,918**

**ADJUSTMENTS/IMPROVEMENTS:** Since 2001, Community Prosecution in Dallas has grown from two to 14 community prosecution target areas. The Dallas Community Prosecution Team continues to be recognized as one of the top 10 Community Prosecution Teams in the country and continues to be recognized for its successes and creative code enforcement strategies.

"

**PROJECT NAME: DEDICATED SAFE II EXP. INSP. SUPPORT – POLICE/FIRE/CODE**

**IDIS ACTIVITY: 10964**

**DESCRIPTION/ACCOMPLISHMENTS:** The goal of this program is to provide strict code enforcement services to substandard properties in high crime areas to bring properties into code compliance and promote neighborhood stability.

In January 2009, the Neighborhood Nuisance Response/Safe Detectives were collocated to the Patrol Division. The collocation has resulted in increased communications, provided support for field operations, and helped community stakeholders eliminate identified criminal nuisances located in their divisions. Having Safe Detectives responsible for one division continues to work well. In addition, during FY2010-11 Fire Inspectors and Code Inspectors are still vital in the Safe Detectives investigations and only work on “open case” properties in the eligible CDBG census tracts.

The three departments conducted a combined total of 6,908 inspections within the designated eligible census tracts only. Of the total inspections, 182 investigations were opened, completed/closed 101 investigations, and referred two investigations to the City Attorney’s Office for litigation. At the end of the fiscal year there were 138 open nuisance abatement investigations. These investigations were open due to abatable criminal activity such as drugs, prostitution, and violent crime. The nuisance abatement detectives have worked with the City Attorney’s Office, code compliance inspectors, and fire department inspectors to abate criminal activity and correct noticed code and fire violations.

**BARRIERS:** The barriers to successfully meeting the identified priorities of the targeted CDBG-eligible census tracts in code enforcement are budgetary constraints for human resources and equipment, deferred maintenance by residents due to low income financial factors, neighborhood characteristics, criminal activity, language diversity and restrictive legal and regulatory obstacles.

**LEVERAGING EFFORTS:** In an attempt to leverage funds, the SAFE Program utilized various outside groups and community events.

<b>PERFORMANCE INDICATORS FY2010-11:</b>	<b><u>PROPOSED</u></b>	<b><u>ACTUAL</u></b>
	257,594 People	257,594 People

**OUTCOME MEASURES:** Total number of building safety and fire codes identified, brought into compliance, and/or investigated: **1,933**

**ADJUSTMENTS/IMPROVEMENTS:** The SAFE Program can be improved with additional human resources, tools and the removal of public nuisances that cause blight and encourage criminal elements within the CDBG eligible census tracts.

**PROJECT NAME: SOUTH DALLAS/FAIR PARK COMMUNITY COURT**

**IDIS ACTIVITY: 10383 / 10945**

The Community Court arraigns defendants arrested for “quality-of-life” crimes relating to hazardous buildings, drug paraphernalia, assaults, manifestation of prostitution, litter, overgrown vegetation, illegal dumping, abandoned autos, and others. Defendants cited for Class C misdemeanor crimes committed in the South Dallas/Fair Park area are brought before the Community Court judge within seven days of the offense. Those who plead guilty or no contest, are ordered to perform community service restitution and/or attend rehabilitative and educational programs. In FY2010-2011, our Community Court held court on 48 Thursdays. Within those 48 days, we processed 4,124 cases. Community Court defendants performed 6,971 out of 7,578 hours of community service for a compliance rate of 91%. In addition, Community Service Workers completed 305 community service projects. And our Social Service Coordinator assessed 336 defendants, made 429 social service referrals and completed 263 social service referrals.

**BARRIERS: N/A**

**LEVERAGING EFFORTS: N/A**

<b>PERFORMANCE INDICATORS FY2010-11:</b>	<b><u>PROPOSED</u></b>	<b><u>ACTUAL</u></b>
	107,440 People	107,440 People

**OUTCOME MEASURES: Number of cases: 4,124**

**ADJUSTMENTS/IMPROVEMENTS: None.**

**PROJECT NAME: SOUTH OAK CLIFF COMMUNITY COURT**

**IDIS ACTIVITY: 10949**

The Community Court arraigns defendants arrested for “quality-of-life” crimes relating to hazardous buildings, drug paraphernalia, assaults, manifestation of prostitution, litter, overgrown vegetation, illegal dumping, abandoned autos, and others. Defendants cited for Class C misdemeanor crimes committed in the South Oak Cliff Community Court area are brought before the Community Court judge within seven days of the offense. Those who plead guilty or no contest, are ordered to perform community service restitution and/or attend rehabilitative and educational programs. In FY2010-2011, our Community Court held court on 46 Monday’s. Within those 46 days, we processed 2,572 cases. Community Court defendants performed 794 out of 2,752 hours of community service for a compliance rate of 29%. In addition, Community Service Workers completed 85 community service projects. And our Social Service Coordinator assessed 143 defendants, made 209 social service referrals and completed 118 social service referrals.

**BARRIERS: N/A**

**LEVERAGING EFFORTS: N/A**

<b>PERFORMANCE INDICATORS FY2010-11:</b>	<b><u>PROPOSED</u></b>	<b><u>ACTUAL</u></b>
	73,906 People	73,906 People

**OUTCOME MEASURES: Number of cases: 2,572**

**ADJUSTMENTS/IMPROVEMENTS: None.**

**PROJECT NAME: WEST DALLAS COMMUNITY COURT**

**IDIS ACTIVITY: 10947**

The Community Court arraigns defendants arrested for “quality-of-life” crimes relating to hazardous buildings, drug paraphernalia, assaults, manifestation of prostitution, litter, overgrown vegetation, illegal dumping, abandoned autos, and others. Defendants cited for Class C misdemeanor crimes committed in the West Dallas Community Court area are brought before the Community Court judge within seven days of the offense. Those who plead guilty or no contest, are ordered to perform community service restitution and/or attend rehabilitative and educational programs. In FY2010-2011, our Community Court held court on Tuesday’s. Within those 45 days, we processed 1,038 cases. Community Court defendants performed 2,088 out of 2,680 hours of community service for a compliance rate of 82%. In addition, Community Service Workers completed 96 community service projects. And our Social Service Coordinator assessed 226 defendants, made 211 social service referrals and completed 172 social service referrals.

**BARRIERS: N/A**

**LEVERAGING EFFORTS: N/A**

<b>PERFORMANCE INDICATORS FY2010-11:</b>	<b><u>PROPOSED</u></b>	<b><u>ACTUAL</u></b>
	59,639 People	59,639 People

**OUTCOME MEASURES: Number of cases: 1,038**

**ADJUSTMENTS/IMPROVEMENTS: None.**



**PROJECT NAME: AFRICAN-AMERICAN MUSEUM YOUTH ENRICHMENT PROGRAM**

**IDIS ACTIVITY: 10882**

**DESCRIPTION/ACCOMPLISHMENTS:** Funding for this program began FY1994-95 and consists of summer camps and workshops. The African American Museum is committed to continuing its work to support knowledge building by developing educational programs that help children and young people connect the traditions and cultural expression of cultures of the African Diaspora to the scientific and cultural achievement of African Americans.

One way of accomplishing this goal is to develop programs that are relevant to lower and middle school learners and increase their knowledge of specific contributions of African and African American artists, scientists and scholars. Ideally, this approach helps young people form a broader view of the museum as a resource for life-long learning.

This summer, students enrolled in the **Nature and Art Summer Youth Enrichment Program** at the African American Museum engaged in the creation of art projects through the lens of science, problem solving, and research of African and African American history. Over 90 percent of students enrolled in the program met low-income guidelines as established by the Federal Community Development Block Grant Program and the Museum gave priority admission to students living in the neighborhoods of South Dallas.

The 2011 Summer Camp was a success based on objectives. *The Camp offered instruction in the areas of Reading & Assessment, Art, Art History, Science, Technology, and Theatre.* The daily schedule was divided into time periods that allowed students periods of research, reflection and discovery; followed by studio time to learn techniques of design and production. Healthy morning and afternoon snacks and lunch were provided and Fun Fridays offered students time for field trips, fun and informal activities.

The camp consisted of a six week comprehensive camp, a one-week History camp and a two week Theatre Camp was offered by the museum. To guarantee maximum and high quality learning, enrollment in Sessions I and II were limited to 25 per class and session III was limited to 30 students. Students developed skills that support academic growth and learning goals such as team building, strategic thinking, project planning and execution.

Two central objectives of the Nature and Art Summer Youth Enrichment Program were:

1. To provide an environment where young people can discover and utilize the resources and collections at the African American Museum, and

2. Connect the imbedded principles of nature, science and art to cultural identity and expression.

Through daily interactive experiences, students produced art projects that encourage research, creative thinking and logical reasoning as a way to expand their knowledge of African American artists and scholars.

**The Nature and Art Summer Youth Enrichment Program** included a Reading component. The children were encouraged to use the special inventory of books and reading material assembled for the camp. Ninety (90) minutes of reading time was scheduled throughout the day so that campers can enhance their library skills, and advance reading and comprehension levels. This approach complemented the work of the Reading & Assessment teacher.

**BARRIERS:** The program can be greatly improved with additional funds. Parents have requested an 8-week camp.

**LEVERAGING EFFORTS:** Due to a partnership with DART we were able to take the students on two field trips – the first was a nature hike at The Trinity River Audubon Center and the second field trip was to the Heritage Village they also visited the Texas Discovery Garden at Fair Park. Additional activities included the Community Speakers Forum which was used to expose the children to various career opportunities. This year's speakers included: *Sergeant Carl Cullings from the U. S Army, Ahmed Salaam from the "SWBFA" Southwest black Fine Arts show, Sam Allen of the Buffalo Soldiers, Baba Qwasi for African Drumming and Lyndale the Literary Lion.* The students also participated in an art workshop given by renowned artist Frank Frazier.

**EXPLANATION:** The primary objective of this program was to provide students ages 6-12 with an environment where young people can discover and utilize the resources and collections at the African-American Museum, and connect the imbedded principles of science and art to cultural identity and expression.

Through daily interactive experiences, students produced art projects that encouraged research, creative thinking and logical reasoning as a way to expand their knowledge of African-American artists and scholars. In the African-American History class, students learned about historic and contemporary leaders such as Louis Armstrong, Marion Anderson, Madame C. J. Walker, Elizabeth Catlett and Clementine Hunter, Benjamin Banneker and Paul Williams.

**OUTCOME MEASURES:**

- Number of people assisted with access to service/benefit.
- Learning about their culture helped participants to appreciate the contributions of African-Americans to the overall American culture, thereby instilling pride and self-confidence in themselves and their ability to achieve.
- The success of the Summer Camp was evaluated using parent, student and teacher evaluation instruments. The result of these various surveys overwhelmingly calls for

the continuation and expansion of the annual summer camp. Parents were impressed with the program's teaching curriculum and were grateful to know that they had a fun, safe, educational environment for their children during the summer months.

**ADJUSTMENTS/IMPROVEMENTS:** The program can be greatly improved with additional funds. Due to restricted transportation resources field trip opportunities were limited. In addition, the number of children admitted to the camp and the length of the camp were limited because of inadequate resources. Parents have requested an 8-week camp.

**PROJECT NAME: ARTS EDUCATION PROGRAM**

**IDIS ACTIVITY: 10890**

**DESCRIPTION/ACCOMPLISHMENTS:** FY2008-09 was the first year that TeCo Theatrical Productions received CDBG funds to provide an after-school theatre camp. The goal was to divert juvenile offenders from further involvement within the judicial system.

In partnership with the Dallas County Juvenile Department and the Volunteer Center Truancy Program, TeCo's T-An-T (Teenagers And Theater) Apprenticeship Program provided an innovative four month workshop that targeted Dallas area teenagers from economically disadvantaged families. Eighteen (18) students participated in the workshop that offered basic theater education, communication, form, construction and performance with instruction beginning in February 2011. Studying theatre, especially classical text, is an innovative way to teach text interpretation, encourage creative thinking and improve reading skills. TeCo's goal is to touch students with the arts in a way that informs the rest of their academic interests and transform their sense of personal potential. Student participants work alongside theatre professionals throughout the entire four month camp.

The components of this theatre camp included script analysis, improvisation, directing, playwriting, lighting design, costume design, set construction, and acting techniques. Students were taught the fundamentals of various components of theatre including audience etiquette. This program fostered an environment where participants could ask questions and learn the do's and don'ts of performing arts. By creating a consistent environment focused on the creative arts, students became effective communicators, applied critical thinking skills and used problem solving/decision making processes. On April 22 – 24, 2011, the apprenticeship students staged William Shakespeare's *Much Ado About Nothing* at the Bishop Arts Theater Center. Approximately 100 parents, students, and patrons attended the performance.

Weekly classes consisted of reading and discussion under the tutelage of Mr. Whitfield with emphasis on literacy, comprehension and critical thinking. The point was to use the daily meetings/sessions as reality checks to deepen and expand student thinking about the final project.

**BARRIERS:** We anticipated serving more students but lack of participation and involvement (i.e. completing proper paperwork, submitting income certification forms) from family members limited the service to 10.

**LEVERAGING EFFORTS:** None to report.

**PERFORMANCE INDICATORS**

1. Total Number of Children Participating In Camp: 18
2. Percentage of Children Assisted from Low to Moderate Income Families: 56%

- Race/Ethnicity: African-American
3. Total Number of Youth Attending Culminating Performances: 112

**OUTCOME MEASURES:**

Through the process of the after-school class and production of a full length play, the students had the following outcomes:

- Improved communication and language skills
- Better problem-solving skills
- Promoted more constructive behavior
- Saw a project through from beginning to end
- Better understanding of interpersonal relationships that exist within a family system
- Expanded students thinking and understanding about the final project and the work it takes to achieve a good theatrical production

At the end of the camp, an evaluation form was completed by parents, participants, and theatre professional staff members. The agency conducts both a Pre and Post Evaluation Assessment for the student that measures the progress of each participant including academic growth, behavior and social skills. The Income Certification Form captures demographic information, ethnicity, and family economics of potential program participants to determine eligibility. Theatre professionals are asked for feedback to improve the product in subsequent years.

**ADJUSTMENTS/IMPROVEMENTS:** We hope to leverage funding from the City of Dallas in future years to secure additional staff who will be dedicated to Functional Family Therapy (FFT), a method designed to reduce problem behaviors in adolescents and youth. FFT is organized into three distinct phases that build upon each other. Each phase consists of two components which include an assessment and an intervention. The assessment is intended to better understand the characteristics of the family system and the individual members. The intervention, in turn, addresses how families will accomplish the goals set forth by each phase.

In order to promote positive outcomes and deter problem behaviors, FFT focuses largely on the interpersonal relationships that exist within a family system. Many of the targeted interventions, therefore, emphasize communication skills, family interaction, problem-solving and promoting constructive behaviors.

**PROJECT NAME: MINOR PLUMBING REPAIR/REPLACEMENT PROGRAM**

**IDIS ACTIVITY: 10959**

**DESCRIPTION/ACCOMPLISHMENTS:** The MPR Program is funded annually, starting October 1<sup>st</sup> of each fiscal year. It has been funded for the past several years now. The MPR Program received \$50,000 for the fiscal year 2010-2011 and is to receive \$50,000 for the upcoming 2011-2012 fiscal year.

The Consolidated and Action Plans address the needs of the citizens of Dallas in terms of water waste due to fresh water leaks and old, inefficient toilets and water fixtures. The MPR Program makes an impact in the lives of the citizens it serves daily in terms of repairing those leaks and replacing their old toilets and fixtures with new, more efficient versions.

This fiscal year, 2010-2011, the MPR Program was able to assist 79 families using CDBG funds. The MPR Program makes it possible for families to receive much needed plumbing assistance that would otherwise go without. The families benefit from an immediate improvement in their quality of life and the long term benefit of a lower water bill each month. In addition, unnecessary water waste is prevented in each serviced home. As water is a precious resource, we strive to use it resourcefully.

**BARRIERS:** It has long since been a goal of the MPR Program to assist all ethnic and gender groups. However, the program is still predominately serving African American females. For the 2010-2011 fiscal year, 67 African Americans received services in juxtaposition to 4 Hispanics, 7 Caucasians and 1 American Indian. In addition, the gender breakdown for the 2010-2011 fiscal year was 68 females to 11 males. It has proven to be a challenge to interest Latinos and Caucasians to apply for and receive services from the MPR Program. We continue to make outreach efforts, in hopes of reaching further into both of these ethnic groups. In terms of gender, the 2010-2011 fiscal year represents the most equitable spread amongst all ethnic groups that the program has experienced thus far. In that area we continue to make strides.

**LEVERAGING EFFORTS:** The Water Conservation Division participates in a number of events and activities throughout the year. In this way, we are able to use these outreach opportunities to reach out to the public sector and educate them about all of the wonderful incentive programs we offer in terms of water conservation.

The MPR Program receives funds for the Dallas Water Utilities General Fund. Together with the CDBG funds we are allotted, we are able to help nearly 600 families annually.

**PERFORMANCE INDICATORS FY2010-11:**

1. The MPR Program is able to look at water savings across all of its customers, post repairs. That is the strongest indicator that the MPR Program is on track with its goals and making a positive impact globally.

2. Personally, each MPR customer's water bill can be tracked over time, pre- repairs compared to post-repairs. The change in their water bill as a result is significant.
3. Third, the feedback we receive from MPR customers is almost always positive in nature.

**EXPLANATION:** The 5 year consolidated plan shows the MPR Program increasing its customer base each year. MPR Program was awarded \$50,000 for the 2010-2011 fiscal year. This increase in funds equates to 33 more families receiving services than the prior fiscal year.

**ADJUSTMENTS/IMPROVEMENTS:** It is the hope of the MPR Program that available funds stay consistent in this tough economic recession the nation is facing and that the funds generally increase over time as the economy improves. In that way, the MPR Program will be able to assist that many more families within the city of Dallas and leave a positive legacy in the name of water conservation.

**PROJECT NAME: PETITION ASSESSMENT PROGRAM - PUBLIC WORKS AND TRANSPORTATION**

**IDIS ACTIVITY: 10371**

**DESCRIPTION/ACCOMPLISHMENTS:** The Petition Assessment Program proposed goals for the FY 2010-11 Consolidated Plan was to assist 20 low/moderate income resident property owners with their share of the cost of paving improvements. Twenty-one (21) grant applications were paid during fiscal year 2010-11.

Public Works and Transportation notifies the property owners twice prior to levying assessments and awarding construction contracts on capital paving improvements for alley, sidewalk and street projects. All resident property owners are mailed project notification letters that include CDBG eligibility requirements and grant applications. Staff also conducts two neighborhood meetings per project. At these meetings, staff presents the project plans and advises the property owners that CDBG assessment grant funds are available to pay eligible low/moderate income resident property owner's share of the paving improvement cost. The property owners are responsible for submitting the grant application with proof of ownership and income eligibility.

<b>PERFORMANCE INDICATORS FY2010-11:</b>	<b><u>PROPOSED</u></b>	<b><u>ACTUAL</u></b>
	20 households	21 households

**OUTCOME MEASURES:** Number of households assisted with access to service/benefit.

**ADJUSTMENTS/IMPROVEMENTS:** None.



**PROJECT NAME: OUTREACH AFTER-SCHOOL SUMMER PROGRAM**

**IDIS ACTIVITY: 10962 / 10963**

**Date Originally Funded:**

- FY 94-95 for 9 sites. It has expanded to 26 sites – 22 at schools and four at recreation centers. The goal of this program is to provide safe after school activities for low-income children ages 6-12.
- The CDBG Outreach after-school programs continued to prosper and grow especially with the end of various 21<sup>st</sup> Century funding cycles and the economy. Parents rated the programs highly, as evidenced by 453 parent surveys, 100% were satisfactory and above. School principals' surveyed indicated 92% at the satisfactory and above level. This year a waiting list was maintained for schools that were interested in the program. A total of 7 were on the list at the beginning of the school year and our services were sought by 8 schools by the end of the budget year.
- Programming has continued to focus on health and fitness through Jr. Jazzercise, youth sports clinics/programs and weekly sports skill building programs. National youth sports competition events were expanded with 323 youth participating in MLB/Pepsi Pitch, Hit and Run; and 749 in NFL/Pepsi Punt Pass and Kick. Skill sets were learned for baseball and football through weekly practices delineated in the lesson plans. September was soccer month and skills and drills were introduced at all of the sites.
- Summer programs at schools and community centers served 586 youth and were conducted at 17 different sites (13 schools and 4 community centers) across the city. Children enjoyed activities that included field trips, enrichment vendors and life skills opportunities. Field trips included African American Museum, Automobile Museum, Southern Skating Roller Rink, Bahama Beach Water Park and weekly swim trips.

**Barriers:**

- Demand for services continues to exceed the funds available
- The program funding runs from October 1<sup>st</sup> to September 30<sup>th</sup> which means it spans 2 school years and one summer. Fluctuations in summer enrollment and attendance impact field trip usage, delayed notification of summer site availability, and delayed fall site start-ups for new school sites which are all out of our control. These factors create savings at the end of the fiscal year with limited time to make budget adjustments. This year we maximized usage of funds by closer and more exact monitoring of salaries.

**Leveraging Efforts:**

- A favorable relationship with DISD has continued. DISD provided DPARD with \$7,000 per school site for additional enrichment vendors in the areas of art and sports. The 11 Program offerings included:
  - Sporting fundamentals to include: basketball, baseball and soccer, Art

Education – bookmaking, cartooning, Jr. Jazzercise, African Dance, etiquette, live animal classes, and Noah’s Ark Animal Projects.

- Neighborhood Touring Program provided several art programs to the summer program this year.
- Double Dutch jump rope and art classes were conducted for three weeks this summer
- 16,462 hours of tutoring were provided by certified teachers at the 22 Outreach After School Program elementary school sites. The value of the tutoring was valued at \$329,240.
- National Junior Tennis League donated 2 day a week tennis lessons and provided equipment for the 8 week summer program..

**Comparison of Performance/Accomplishments with Goals/Priorities in Action Plan and Consolidated Plan:**

- The goal for this year was 2,400 youth – the actual was 3,326. We exceeded our projection because of increased demand for services due to the economy. We have a waiting list of schools wanting to participate.

**Did make impact on need(s) identified in Consolidated and Action Plans**

- This program served 133% (9605) of the original 1st, 2<sup>nd</sup> and 3<sup>rd</sup> year goals of 7,200.

**Indicators that best describe the results of program**

- The number of youth served along with the program’s average daily attendance best describes the number of youth choosing to participate in the CDBG program and attend regularly.
- City and school support of the program as evidenced by the City’s increased funding of the program, DISD’s contract with the City to provide enrichment services for CDBG after school programs, and DISD’s administration of the snacks.
- The positive survey feedback from parents and principals.
- The waiting list of schools wanting to participate in the program
- The positive comment forms parents turn in yearly to request continuation of the program
- Parent voiced positive comments and request for continuation of the program at the August town hall meetings and at several DISD schools.

**Adjustments or improvements that might make program more effective**

- An increased budget allowed us to increase the total number of after-school/summer sites from 26 to 29 for FY 11-12.

**PROJECT NAME: SUMMER PROGRAM**

**IDIS ACTIVITY: 10387 / 10891**

**Date Originally Funded:**

- Funding began with Kleberg Rylie Recreation Center in FY95-96. Cummings and Fruitdale Recreation Center were added as sites in FY99-00.

**Accomplishments:**

- Summer programs were provided at three stand alone sites at 3 Recreation Centers and served a total of 155 low income at-risk youth.
- Average daily attendance was 139.
- 74% or 115 of these youth were from single female head of household.
- These youth were able to participate in field trips and social outings that they probably would not have ever attended without this program. Field trips were taken to Six Flags, roller-skating, ice-skating, movies, and swimming.

**Barriers:**

- Demand exceeds the openings -at Kleberg Rylie, twenty children were on the waiting list for the program.
- Middle school children have need for supervision in the summer and are excluded by age to this program due to limited funds for children age 6-12.
- **Program was not funded for FY11-12.**

**Leveraging Efforts:**

- Recreation centers have solicited donations from the community for this program such as tickets to events and food.

**Comparison of Performance/Accomplishments with Goals/Priorities in 1 year Action Plan and 5 year Consolidated Plan**

- The objectives as identified in the Consolidated Plan for the first 3 years were to provide summer camp at 3 sites for 450 youth – this goal was exceeded when 494 youth were served.

**Did make impact on need(s) identified in Consolidated and Action Plans**

- This program served 100% low and moderate-income high-risk youth.
- In addition, this program also guided citizens to available resources such as recreation center programs and facilities and recreation sponsored events.

**Indicators that best describe the results of program**

- An average daily attendance of 90%(139) during the summer months when people are usually taking vacations speaks strongly of the need and desire for this program.

- Program goals included activities to build self-esteem and positive social interaction. These low-income youth were able to participate in field trips and social outings they would not have had access to without this program.
- Children left the program more knowledgeable about various components of social awareness, good sportsmanship conduct, cultural differences and self-sufficient life skills.
- Children were given the opportunity for organized recreational activities, adult supervision, and positive role models during the summer when usually they were left on their own to “hang out”.
- Parents voiced appreciation and need for a FREE summer program at town hall meetings.

**Adjustments or improvements that might make the program more effective**

- Since this program was cut, parts of the program have been added to the Outreach After School/Summer Programs to allow continuation of the successful summer entrepreneurship program.

**PROJECT NAME: SUMMER YOUTH ENTREPRENEURSHIP PROGRAM**

**IDIS ACTIVITY: 10949**

**Date Originally Funded:**

- Funding began this year with reprogrammed fund.

**Accomplishments:**

- Cummings and Fruitdale Recreation Center were identified as sites since they had the largest number of 11 -12 year olds.
- A total of 47 11-12 year old youth were served.
- 78% or 35 of these youth were from single female head of household.
- These youth were able to hear presentations from local entrepreneurs, bank employees and participate in field trips to Chick-Fil-A franchise in their neighborhood to meet the owner and to Sam Moon's to discuss wholesaling and Dallas Cowboy's Stadium. They also joined the regular summer program for field trips to Six Flags, roller-skating, movies, and swimming.
- Youth created 8 businesses and presented them in a Career Fair Day format. Some of the business names were "What!BoomBoomWhat!"-a decorative t-shirt company, "EasyPeasyLemonade Squeezy"- a lemonade stand, and "Piece By Peace" – accessories.
- Youth learned how to operate a business,develop plans and how to work as a team.
- The parents of the Minor Leaders noticed a great business development in their child.

**Barriers:**

- Middle school children have need for supervision in the summer and are excluded by age to this program due to limited funds for children age 6-12.
- **Program was not funded for FY11-12.**

**Leveraging Efforts:**

- Bank of America provided classes on money.
- Local entrepreneurs addressed how they got started and things to consider.

**Comparison of Performance/Accomplishments with Goals/Priorities in 1 year Action Plan and 5 year Consolidated Plan**

- The objectives as identified in the Consolidated Plan for the first 3 years were to provide summer camp at 3 sites for 450 youth – this goal was exceeded when 494 youth were served.

**Did make impact on need(s) identified in Consolidated and Action Plans**

- This program served 100% low and moderate-income high-risk youth.

- In addition, this program also guided citizens to available resources such as recreation center programs and facilities and recreation sponsored events.

**Indicators that best describe the results of program**

- An average daily attendance of 90%(139) during the summer months when people are usually taking vacations speaks strongly of the need and desire for this program.
- Program goals included activities to build self-esteem and positive social interaction. These low-income youth were able to participate in field trips and social outings they would not have had access to without this program.
- Children left the program more knowledgeable about various components of social awareness, good sportsmanship conduct, cultural differences and self-sufficient life skills.
- Children were given the opportunity for organized recreational activities, adult supervision, and positive role models during the summer when usually they were left on their own to “hang out”.
- Parents voiced appreciation and need for a FREE summer program at town hall meetings.

**Adjustments or improvements that might make the program more effective**

- Since this program was cut, parts of the program have been added to the Outreach After School/Summer Programs to allow continuation of the successful summer entrepreneurship program.

**CDBG/NIP Activity Report**  
**October 2010 – September 2011**

Code Violation Case Type	NIP Area 1 (Southwest)		NIP Area 2 (Southeast)			NIP Area 3 (Southeast)		*NIP Area 4 (Southwest & SouthCentral)		*NIP AREA 5 (South Central District)								
	101.01	101.02	25.00	27.01	27.02	39.02	115.00	20.00	48.00	55.00	57.00	88.01	88.02	87.03	87.04	87.05	113.00	114.01
<b>Premise Zoning</b>																		
Bulky Trash	11	29	208	60	137	12	3	59	4	88	38	9	49	26	31	64	178	29
High Weeds	481	170	692	672	851	329	196	170	115	280	765	90	363	478	248	207	234	668
Litter	320	200	494	468	444	311	178	308	67	107	284	21	153	175	97	20	87	212
Obstruction	169	93	43	73	21	33	9	53	12	22	52	36	54	21	114	20	113	70
Illegal Dumping	1088	127	242	12	27	15	11	270	27	55	69	6	28	23	39	7	47	42
Illegal Land Use	17	15	8	6	5	3	2	8	21	6	9	5	12	3	12	5	16	12
Illegal Outside Storage	114	187	52	23	3	14	2	16	24	18	36	7	31	15	15	6	26	22
Illegal Garbage Placement	21	42	8	2	4	5	0	171	4	4	1	2	6	1	1	14	34	47
Parking on Unapproved Surfaces	121	205	31	12	35	9	34	21	17	19	54	30	93	58	27	10	31	62
Oversized Vehicles	14	1	8	0	1	0	0	1	0	2	2	1	3	2	2	0	2	2
Junk Motor Vehicles	79	24	77	79	86	24	13	5	23	21	63	24	128	69	30	39	59	75
Illegal Fence	4	5	8	2	5	0	1	0	1	3	6	3	6	2	1	1	3	1
Graffiti Private Property	29	48	36	4	4	0	1	168	157	8	12	0	0	0	1	0	1	2
Life Hazard	8	22	7	5	3	1	3	2	2	2	6	2	11	4	7	0	4	1
<b>Structural</b>																		
Burned Out Structure	0	0	1	3	2	2	0	2	0	0	0	1	3	0	0	0	0	0
Open and Vacant	18	4	59	124	101	49	24	21	3	38	78	14	36	23	16	7	10	16
Substandard Structure	126	111	115	112	141	42	18	48	20	18	42	12	55	27	40	7	34	29
<b>Mow/clean Operations</b>																		
*Closure Request	10	1	53	110	88	54	18	12	3	25	54	9	34	15	8	6	6	12
*Mow/Clean Request	243	54	405	554	660	369	188	47	62	173	482	39	248	357	116	131	39	494
*Litter Removal Request	174	55	290	443	362	352	184	53	30	64	199	8	93	154	45	43	19	224
<b>Total Enforcement Activity Cases Per NIP Census Tract (Non-Abatement)</b>	<b>3047</b>	<b>1393</b>	<b>2829</b>	<b>2764</b>	<b>2980</b>	<b>1624</b>	<b>885</b>	<b>1465</b>	<b>592</b>	<b>953</b>	<b>2252</b>	<b>319</b>	<b>1406</b>	<b>1453</b>	<b>850</b>	<b>587</b>	<b>943</b>	<b>2020</b>
<b>Total NIP Inspector Enhancement Cases Per Area</b>	<b>3814</b>		<b>6450</b>			<b>2366</b>		<b>1912</b>		<b>2915</b>								

Total Enforcement Activities = 28,362

Total NIP Inspector Enhancement Activities = 17,457

Results: 61% Enhancement/Strengthening

\*\* Not all violations addressed are listed above

Phyllis Goode, Southeast District Manager/NIP Coordinator  
 Paul Ramon, Southwest District Manager  
 Steve Williams, South Central District Manager

Data Compiled – CRMS Statistics  
 General Code Division  
 FY October2010-September2011

**SAFE/ NUISANCE ABATEMENT TEAM ACTIVITY  
FISCAL YEAR 2010-2011**

QUARTER ACTIVITY MONTHLY ACTIVITY	1ST QUARTER OCT-DEC 2010			2ND QUARTER JAN-MAR 2011			3RD QUARTER APR-JUN 2011			4TH QUARTER JUL-SEP 2011			TOTAL
	OCT	NOV	DEC	JAN	FEB	MAR	APR	MAY	JUN	JUL	AUG	SEP	FY 10-11
PRELIMINARY CASES	2	4	0	1	2	6	5	2	2	4	9	7	44
OPEN CASES	11	10	5	12	15	16	12	11	15	11	12	8	138
1 WARRANT 1 LETTER	2	4	2	2	2	9	6	1	6	2	4	4	44
CASES CLOSED	5	15	8	5	11	8	4	7	13	6	8	11	101
ACCORD Meeting	6	13	6	4	11	4	24	9	9	2	6	4	98
INSPECTIONS (INCLUDES RE-INSPECTIONS)	402	428	475	230	158	975	735	1030	637	533	572	733	6908
CODE VIOLATIONS (NOTICED)	72	54	40	73	15	10	121	72	84	104	140	71	856
NO. UNITS INSPECTED	242	188	272	99	93	234	258	545	395	330	335	357	3348
FIRE VIOLATIONS (NOTICED)	71	24	52	55	33	102	124	166	84	92	77	197	1077
NO. UNITS INSPECTED	274	237	245	116	65	853	232	527	242	229	403	377	3800



## FY 2010-11 ACTION PLAN UPDATES

Underneath each activity please summarize the actions that were taken to accomplish departmental goals. If no actions were taken, please explain and summarize any activities planned for the future.

**91.220(h) Public Housing**

Below are actions taken during FY 2010-11 to address the needs of public housing and actions taken to encourage public housing residents to become more involved in management and participation in homeownership:

**HOU Section 8 Housing Choice Voucher Homeownership. Dallas Housing Authority's (DHA) goal is to assist 20 voucher holders to become homeowners per fiscal year.**

In FY2010-11, HCV Homeownership Program did not achieve its goal of 10 closing; however, two homes were closed and three are pending closure. Four homebuyer orientations were held with a total of 191 clients in attendance. And, nine homeownership vouchers were issued to clients.

**HOU Frazier Courts. DHA will build 53 homeownership units on the Frazier Court site.**

In FY07-08, a joint effort began between DHA, Inner City Development (ICDC), Habitat for Humanity, and the City of Dallas with \$1.2 million for infrastructure. Fifty-one (51) affordable homes were to be at or below 80% of the area median family income and annual progression of the development is as follows:

Program Year	# of Units
08-09	10
09-10	22
10-11	8
Total	40

In FY 10-11, ICDC received bids to start construction on the remaining 11 units which are scheduled to be built and offered with a lease to purchase option to low income homebuyers.

**HOU Family Self-Sufficiency (FSS) Program. DHA will work with the existing FSS families as well as new enrollees who have identified homeownership as their goal in their Contract of Participation. DHA will work with these families to develop individualized plans to address relevant issues to qualify for a mortgage loan.**

DHA established a partnership with the YWCA of Metropolitan Dallas to offer on-site Financial Literacy classes. During FY 2010-11, 22 FSS participants enrolled and completed financial education workshops conducted by YWCA. Three participants completed classes on credit repair, financial literacy, and first time home buyers offered by Dallas County Home Loan Counseling Program.

FSS Participants are provided assistance with resources and referrals for credit counseling, banking information and financial skills improvement. Participants who complete the FSS Program are awarded their escrow accounts and may use these funds as a resource to help with down payments and/or closing costs or other expenses related to the purchase of a new home.

## FY 2010-11 ACTION PLAN UPDATES

### 91.220(i) Homeless and other special needs activities

**Below are actions that were taken during FY 2010-11 to reduce the number of homeless individuals and families:**

**HOU Prevention of Homelessness.** Emergency Shelter Grant (ESG) funds were used to provide emergency financial assistance, housing through emergency and transitional shelters, and essential services. Homeless Assistance staff at The Bridge provided essential services to assist 448 homeless individuals with benefit eligibility services. Approximately 112 families/138 individuals received rental and utility assistance with FY 2009-10 ESG funds. There were no funds allocated to prevention activities in FY 2010-11 because of Homelessness Prevention and Rapid Re-housing Program (HPRP) funding. Operational funds received by emergency and transitional shelters were used to provide services to 4,664 individuals/families. Child care was provided for 364 homeless children, 32 individuals received legal assistance and 371 individuals received assistance to access benefits. A total of 5,576 individuals were served during the term, of which 3,116 individuals reported being chronically homeless, 28 veterans, 866 victims of domestic violence, 81 severe mental illness, 84 chronic substance abuse and 9 elderly.

HOME Investment Partnerships Program (HOME) – Tenant Based Rental Assistance (TBRA) funds were used to provide rental assistance to 136 families, 67 of which were chronically homeless.

Housing Opportunities for Persons with AIDS (HOPWA) funds were used to address the housing and supportive services needs of low-income persons with HIV/AIDS and their families in the Dallas EMSA. Approximately 301 households were assisted with short-term rent, mortgage, and utility (STRMU) assistance and 193 households were assisted with TBRA. Funds were used to support facility based housing for 195 households. The HOPWA Program continued to experience considerable demand for STRMU assistance. The program was slightly below target on facility based housing because there were five fewer units than last year as one agency discontinued its HIV housing operations. To fully utilize housing funds to serve clients, the City of Dallas made a budget reallocation of \$99,000 from housing facility operations to emergency/TBRA and project sponsor administration. Also, a reallocation of \$24,000 was made from City administration to project sponsor administration.

HOPWA funds were also used to provide other supportive services to 163 households with homeless outreach, 16 persons with SSI/SSDI application assistance and 31 persons with medically managed day care. The homeless outreach coordinator identified and notified eligible homeless persons with HIV/AIDS of HOPWA services.

During FY 2010-11, the City of Dallas continued its transitional homeless housing placement program which provides housing placement and ongoing TBRA for 86 households under a three-year HOPWA Competitive Grant award of \$1,183,680 which began April 1, 2009. Further, the City also continued its housing program for ex-offenders with HIV/AIDS through the City's community re-entry program, Project Reconnect, serving 40 households year to date, under a three-year renewal HOPWA Competitive Grant award of \$721,000 which began January 1, 2010.

**HOU Permanent Housing.** Shelter Plus Care funds provided rental assistance to 190 homeless individuals and families. The Supportive

## FY 2010-11 ACTION PLAN UPDATES

Housing Program provided rental assistance to 136 homeless persons: 44 households were assisted in Transitional Housing while 92 were assisted in Permanent Supportive Housing Programs. The programs also provided matching funds in the form of community-based social services such as job training and placement, psychiatric counseling, food, clothing, furniture, health care, child care, drug and alcohol treatment, and life skills classes to provide a comprehensive assistance plan for the homeless.

CDBG funds in the amount of \$380,000 were awarded to Shared Housing, Inc. to acquire vacant property at 4611 East Side Ave. for future development of 20 units of Permanent Supportive Housing for homeless women with children. Many of their clients are referred from The Bridge. In FY 10-11, Shared Housing Inc. received a forward commitment for tax credits to finance the construction of the units.

**HOU Movement of Homeless Persons into Permanent Housing.** Metro Dallas Homeless Alliance (MDHA) remains the paramount single Homeless Authority on Dallas region Continuum of Care homeless issues and continues to make significant strides in carrying out its Ten Year Plan to end Chronic Homelessness, reporting the following accomplishments:

- Provided management oversight of The Bridge, the new Homeless Assistance Center (HAC) which is a campus of residential and social services facilities designed to meet gaps in social services for homeless individuals, serving up to 1,400 people per day. The Bridge is open 24 hours per day, 7-days a week and has become the central entry-point within the Dallas Continuum of Care for homeless persons seeking services, resulting in increased outreach effectiveness by streamlining and coordinating community-wide outreach and referrals. The Bridge houses multiple service providers including: Parkland Hospital's Homeless Medical Services, Legal Aid of Northwest Texas, Veteran's Administration, Dallas Metrocare Services, and the Social Security Administration. In essence, a one-stop facility has been created which alleviates the need for homeless individuals to travel across town to appointments with multiple agencies. Services rendered range from basic needs, survival services, low-demand/interim shelter focused on rapid re-housing, three meals a day, case management, laundry and shower, medical and psychiatric clinics, pharmacies, employment training, phone and computer banks, library, and storage facility.
- The Dallas City Council approved the City of Dallas Permanent Supportive Housing (PSH) Action Plan on January 28, 2009. The goals of the PSH Action Plan are to: Recommend concrete implementation steps to ensure both financial resources and community capacity are in place to facilitate the achievement of the development of 700 permanent supportive housing units within 5 years; determine funding gaps; identify potential funding sources; and estimate the operating and services costs associated with the creation of the targeted 700 permanent supportive housing units. Metro Dallas Homeless Alliance reported in August 2011, that 843 units had been developed, placing the city well ahead of its goal to produce 700.
- During 2011, the "Point-in-Time" Annual Homeless Count reported the total homeless population number remains basically level, 5,783 in 2011 compared to 5,750 in 2010 with 31% of those becoming homeless last year.

**HOU Other Special Needs Activities**

- Approximately 611 seniors age 60+ years with chronic health problems were provided health assessments/screenings.

## FY 2010-11 ACTION PLAN UPDATES

- Approximately 5,282 seniors age 60+ years were provided with information and referrals.
- The Nursing Home Ombudsman program received and investigated 1,117 complaints; of which 1,111 were resolved, 99%.

### **91.220 (j) Barriers to affordable housing**

**Below are actions that were taken during FY 2010-11 to remove or ameliorate the negative effects of public policies that serve as barriers to affordable housing:**

**HOU Continue working to eliminate barriers that limit the production or feasibility of affordable housing construction that is within its local government capacity.**

The Neighborhood Investment Program (NIP) focuses initiatives such as infill housing, home repair, neighborhood beautification, and infrastructure improvements in five targeted areas.

**HOU The Development Division provided interim construction loans in the amount of \$1,300,000 in CDBG and HOME funds to three Community Housing Development Organizations (CHDOs) to assist with financing the construction of affordable housing units. Additionally, changes in various policies were made to address gap subsidies, down payment assistance, loan terms and uses of funds.**

In FY10-11, \$1,300,000.00 financed the construction of 13 homes; four of the homes are under construction. The homes were located in the Bexar Street Revitalization area, Fair Park Estates, and Meadows areas.

The City continued the One-Stop Permit Center to provide information and services relevant to the construction and development process and assisted in resolving development issues when interfacing with other City departments. Staff assistance is available from the Building Inspection Division, Sustainable Development and Construction Department, Water Department, and Fire Department. The Housing/Community Services department liaison continued to serve as a single point of contact to coordinate requests for action when:

- Navigating City administrative and development policies and procedures;
- Code and criminal violations occur in target neighborhoods; and
- Negotiation of needs is required to resolve issues generated by incompatible administrative and operational systems or between two or more organizations attempting to implement a development project.

**HOU Streamline development and review process, which should result in fewer development delays that may affect building costs.**

The Development Division streamlined the project review process by working closely with developers prior to project submission to advise them of their project needs. Additionally, staff continues to work together throughout several divisions to communicate issues prior to them arising. In FY10-11, this effort resulted in contract modification and development of five (5) affordable housing contracts for a total of \$1,637,300 and 19 single family units.

**HOU Continue the City's Growth Policy Plan to encourage the protection of residential communities for low-income households and appropriate land use policies that provide the framework for community stability and growth.**

## FY 2010-11 ACTION PLAN UPDATES

The NIP focuses initiatives such as infill housing, home repair, neighborhood beautification, and infrastructure improvements in five targeted areas.

The Development Division worked closely with several CHDOs to ensure that the visual integrity of the community was not compromised in the design of new units replacing old.

### **HOU Continue to support efforts of non-profit and for-profit developers in the provision of affordable housing through federal funds and local resource subsidies.**

The City of Dallas provided non-profit and for-profit developers loans/grants for acquisition of vacant and improved properties, pre-development and development costs.

In FY10-11, ten (10) CHDOs received development loans totaling \$3,710,835 in CHDO HOME project funds for the construction of affordable housing units. Five (5) CHDO's built and sold 46 homes for total expenditures of \$1,054,786.50

In FY10-11, 11 organizations were certified as CHDOs. They received \$350,000 in CHDO operating funds and 8 received \$106,000 in Housing Services grants.

Staff and the U.S. Department of Housing provided technical and other assistance to CHDOs, as requested, to facilitate the production of affordable housing. Additionally, the Nonprofit Development Section provided interim construction financing, as well as gap financing, to aid in the affordability and construction of housing units.

### **91.220 (k) Other Actions**

**Below are actions that were taken during FY 2010-11 to address obstacles to meeting underserved needs:**

- HOU**
- Awarded a new two-year Texas Homeless Housing and Services Program grant from TDHCA in the amount of \$3,361,364 to allow MDHA to provide services to a greater number of homeless persons and to provide case management services and housing opportunities to forty (40) chronically homeless ex-offenders of non-violent crimes on parole.
  - Awarded a new Department of Health and Human Services HIV/AIDS Health Improvement grant for Ex-Offenders on Parole in the amount of \$247,311. Renewable for 2 years.
  - Third year of partnership with Dallas County for routine testing of homeless clients for TB at The Bridge.
  - Collaborated with the Veterans Administration to organize the 2010 Homeless Stand Down to provide services, clothing, job opportunities and health care to homeless persons.
  - City collaborated with Head Start of Greater Dallas and the Child Care Management Assistance Program to identify other programs designed to assist parents in need of child care who don't qualify for these programs.

## FY 2010-11 ACTION PLAN UPDATES

- Awarded a new three year Housing Opportunities for Persons with AIDS (HOPWA) competitive grant from HUD in the amount of \$1,287,500.00 to provide housing placement assistance and transitional tenant based rental assistance to 60 ex-offenders with HIV/AIDS and to engage in a community wide planning effort to develop an integrated HIV/AIDS housing plan for the Dallas area.
- Collaborated with Ryan White Planning Council of the Dallas Area to address issues relevant to persons with HIV/AIDS and their families.
- Friends Seniors Affairs, a non-profit agency, developed advocacy programs for affordable housing for seniors and assisted-living residences for low and middle-income seniors.
- Collaborated with other agencies through the DMHA to address homeless issues under the Continuum of Care.

**HOU Below are actions that were taken during FY 2010-11 to foster and maintain affordable housing:**

**Create and operate an interdepartmental Boarding House Inspection Team designed to inspect boarding facilities for safety and code violations, along with quality of life issues for residents.**

**Continue to prioritize the creation and maintenance of housing stock in Dallas.**

All Housing/Community Services Department funds were focused toward the creation and maintenance of affordable housing in Dallas: CDBG Housing Activities budget of \$13,276,454 made up 61% of the total CDBG budget.

- CDBG Housing Activities budget, HOME budget of \$8,792,632, ESG budget of \$770,512 and HOPWA budget of \$3,642,608 made up 76% of the total Consolidated Plan budget of \$34,904,780.
- During FY 2010-11, 363 low-income homeowners received assistance through various programs administered by the City of Dallas Housing Department.
- Activities for low-income homeowners consist of the following:
  1. Reconstruction/SHARE Program assisted 40 homeowners [Table 3A Reconstruction/SHARE-DH-3] in receiving a replacement house. Of these forty houses, 9 replacements houses were funded with HOME funds (\$840,600) and 31 replacements were funded with CDBG funds (\$2,933,021.99). Expenditures totaled \$3,773,621.99 for the 40 homes replaced.

Reconstruction on 30 replacements houses is underway with 26 being funded with HOME funds and 4 being funded with CDBG funds.
  2. Major System Repair Program completed 187 projects. Of the 187 projects, 67 [Table 3A – MAP DH-1 shows 132 which includes the 67 that received repair assistance in addition to mortgage assistance] were assisted through MAP (\$96,285.09)

## FY 2010-11 ACTION PLAN UPDATES

and 120 [Table 3A MSRP-DH-2] through MSRP (\$1,376,114.94). Expenditures totaled \$1,472,400.03 for the 187 projects. There are 14 projects underway, all funded with CDBG funds.

3. CHDO Program completed 12 units [Table 3A ] with HOME funds totaling \$625,000. Under the RDALP Program, 64 units were acquired [Table 3A ] with CDBG funds (\$695,431) but none of the units have been completed. HOME funds will be used to complete 7 units and the CHDO will use their own funds to complete the remaining 57.
4. People Helping People Program completed 235 [Table 3A PHP-DH-3] projects. 161 of the 235 projects had products/materials funded by CDBG expenditures totaling \$274,261.24. The remaining 74 projects had products/materials such as heaters, pest control service, and glass service that were donated.

### **HOU Follow the Goals and Implementation Measures for the forwardDallas! Policy Plan including:**

- **Ensure a sustainable and efficient long-range housing supply;**
- **Answer the need for housing options; and**
- **Expand affordable housing alternatives.**

The City of Dallas adopted an ordinance establishing a green building program regulating new construction work in the City for all residential and commercial buildings projects. The Nonprofit Development Section of the Housing/Community Services Department provided loans/grants to CHDOs for development of affordable housing. Newly constructed homes met the Green Building and Energy Star Certification requirements. Heating and air conditioning units were and continue to be high efficiency units. In existing homes, the City installed high efficiency heating and air conditioning units. The City continues to work with developers as they submit proposals for single and multi-family as well as mixed use housing and economic developments.

In FY10-11, the CHDOs constructed 46 units that met Green Building and Energy Star Certification.

### **HOU Below are actions that were taken during FY 2010-11 to evaluate and reduce Lead-Based Paint (LBP) hazards:**

**Provide each family receiving federal assistance information regarding LBP hazards.**

The MAP provides homebuyers information from visual lead-based paint inspections by trained personnel. All LBP hazards identified during inspection must be addressed prior to closing.

### **HOU To reduce LBP hazards, the Housing/Community Services Department has increased demolition of older housing stock with the potential of lead hazards.**

## FY 2010-11 ACTION PLAN UPDATES

The City of Dallas Housing/Community Services Department's Home Repair Program strives to preserve and restore the existing stock for low income homeowners in the City of Dallas. The program provides assistance to homeowners for the repair and reconstruction of homes.

The Reconstruction Program is a referral program from the MSRP and provides assistance when the house is in irreparable condition. The City demolishes and builds a new home on the same homeowner site. The house is built to Energy Star certification.

**HOU Increase access to housing without LBP hazards through development of new housing stock and redevelopment of older neighborhoods through various housing programs.**

The City of Dallas provided non-profit and for-profit developers loans/grants for acquisition and construction costs. 65 houses were constructed and sold to low to moderate income homebuyers through the Nonprofit Development Section of the Housing Department.

Through the NIP, CDBG targeted areas within the City of Dallas are being strategically redeveloped. Home Repairs and infrastructure improvements are being made in the Bexar Street and other target neighborhoods.

**HOU The plan for reduction of LBP hazards relates to the extent of LBP poisoning and hazards by testing for the presence of lead, mitigating or removing potential hazards, increasing safer environments, and requiring third-party certified clearances.**

The Home Repair Program was revised to discontinue repairs that warrant assessments of lead-based paint. The Program allowed repair or replacement of four major systems: plumbing, electrical, roof, and HVAC. Homes that were identified to have deteriorated paint were referred to non-federally funded programs.

**HOU LBP hazard reduction is integrated into housing policies and programs by incorporating clauses referring to contractor's requirements to use safe work practices; and in cases of LBP removal, contractors are required to be certified lead abatement firms.**

The Home Repair Program established an Inspection Checklist that ensures major system repair projects are exempt under 24CFR Sec 35.1350(d). All projects must be exempt in order to proceed. However, if a project underway exceeds de minimis, procedures have been established that mitigate lead exposure using safe work practices performed and or supervised by certified LBP abatement contractors. Clearance must be achieved.

**HOU Inspect federally assisted homes before purchase to ensure minimum housing standards are met. This includes inspection for LBP hazards for pre-1978 homes. Sellers prior to closing and subsequent move-in by homebuyers must address identified hazards.**

The City adopted a plan for the inspection and abatement of LBP hazards for pre-1978 homes in its MAP and Home Repair Program. The plan provides funds for repairs on purchased homes so that all identified LBP hazards will be addressed prior to closing.

**HOU Below are actions that were taken during FY 2010-11 the next year to reduce the number of poverty level families:**



## FY 2010-11 ACTION PLAN UPDATES

**The City of Dallas Housing programs are designed in part to address the needs of individuals/families below 80% of AMFI.**

The homebuyer and home repair programs target low-income families and do not require repayment of liens, except upon resale or transfer. Income levels were raised to assist households up to 80% AMFI. To be eligible for assistance through the home repair programs, the homeowner's annual household income cannot exceed 80% AMFI. Over 33% of the beneficiaries of home repair programs assistance have incomes at or below 30% AMFI. In FY 10-11, 70 low income households were approved for newly reconstructed homes when they were living in homes that were beyond repair.

**HOU The Housing programs include assistance with rental units, homeowner maintenance assistance, homeownership assistance and home repair assistance.**

- During FY 2010-11, 363 low-income homeowners received assistance through various programs administered by the City of Dallas Housing Department.
- Activities for low-income homeowners consist of the following:
  1. Reconstruction/SHARE Program assisted 40 homeowners [Table 3A Reconstruction/SHARE-DH-3] in receiving a replacement house. Of these forty houses, 9 replacements houses were funded with HOME funds (\$840,600) and 31 replacements were funded with CDBG funds (\$2,933,021.99). Expenditures totaled \$3,773,621.99 for the 40 homes replaced.  
  
Reconstruction on 30 replacements houses is underway with 26 being funded with HOME funds and 4 being funded with CDBG funds.
  2. Major System Repair Program completed 187 projects. Of the 187 projects, 67 [Table 3A – MAP DH-1 shows 132 which includes the 67 that received repair assistance in addition to mortgage assistance] were assisted through MAP (\$96,285.09) and 120 [Table 3A MSRP-DH-2] through MSRP (\$1,376,114.94). Expenditures totaled \$1,472,400.03 for the 187 projects. There are 14 projects underway, all funded with CDBG funds.
  3. CHDO Program completed 12 units [Table 3A RDALP-DH-1] with HOME funds totaling \$625,000. Under the RDALP Program, 64 units were acquired [Table 3A RDALP-DH-1] with CDBG funds (\$695,431) but none of the units have been completed. HOME funds will be used to complete 7 units and the CHDO will use their own funds to complete the remaining 57.
  4. People Helping People Program completed 235 [Table 3A PHP-DH-3] projects. 161 of the 235 projects had products/materials funded by CDBG expenditures totaling \$274,261.24. The remaining 74 projects had products/materials such as heaters, pest control service, and glass service that were donated.

**HOU Programs operated by the DHA, Dallas Housing Finance Corporation (HFC), and the City's non-profit partners also address poverty level individuals/families (i.e. public housing, low income housing tax credit projects, homeownership assistance, and transitional housing) on a neighborhood level.**

## FY 2010-11 ACTION PLAN UPDATES

The DHA addressed poverty by providing housing to low-income families through the following programs in neighborhoods throughout the City and housing assistance in the metropolitan area: public housing, Section 8, low-income housing tax credits, private activity bonds, homeownership assistance and transitional housing.

In FY 2010-11, DHA exercised an option to target permanent supportive housing for homeless and/or formerly incarcerated families with barriers to housing through the issuance of RFPs for Section 8 Project Based Vouchers. To date, 11 contracts have been awarded that will provide 395 households with housing subsidies.

Owners of multi-family housing produced with federal funds were required to set aside a percentage of the units to be deed restricted to ensure availability to low-income households. These units are only available to households with annual incomes at or below 80% AMFI. Housing/Community Services Department utilizes non-profit and for-profit partners to revitalize existing commercial structures and to construct new commercial buildings to include commercial space on the lower floors and residential space on the upper levels.

### **HOU     Altogether, the housing partners operate programs that reduce the amount of poverty throughout the city of Dallas through self-sufficiency and financial independence.**

DHA offered premier resident initiatives for all families assisted through both the public housing and Section 8 programs. The Phoenix Self-Sufficiency Program, funded through the Phoenix Foundation, allowed families in both programs access to scholarship funds to begin or resume their college education, receive paid internships in most DHA departments related to specific academic disciplines, and opportunities to experience college life while they were secondary students. More than 65% of the participants in the activities in the Phoenix Programs were Section 8 families.

DHA also maintained productive partnerships with community-based agencies that provided on-site services to public housing residents. Those services ranged from neighborhood network centers where residents learned basic and advanced computer applications to Head Start Child Care Centers that operate on three DHA housing sites to recreational programs operated by the Boys and Girls Club of America and Young Men Christian Athletes; as well as faith-based organizations such as H.I.S. Bridge Builders.

Eligible FSS participants who reside at the property graduated from the FSS Program and received any escrow that they may have accrued during their participation in the program. Current residents of Frazier who are enrolled in the FSS Program continue to participate in money management and homeownership education classes.

DHA offered all families access to employment services through the One Stop Career Center located in the Frazier Neighborhood Network Center. Residents received services that included job placement assistance, pre-employment skills training, referrals to vocational rehabilitation programs, adult and educational literacy programs; and Section 3 resident employment and training.

DHA encourages resident owned businesses in an effort to promote self sufficiency. Through a partnership created with Spida, Inc. two residents successfully completed Family Day Home training, obtained certifications and state required licenses to operate child care businesses in their homes.

### **HOU     Continue to build on the senior medical transportation program which allows older adults to make and keep medical**

## FY 2010-11 ACTION PLAN UPDATES

**appointments without using their limited funds to cover the costs.**

The Senior Medical Transportation Program (SMTP) serves citizens in Zip Code areas 75206, 75209, 75210, 75211, 75212, 75215, 75216, 75217, 75235, and 75241. During FY 2010-11, the SMTP provided door-to-door service for 818 clients and completed 2,135 trips to and from medical appointments. Additionally, 437 clients completed 1,964 trips through the DART Para-transit coupon program.

**HOU Offer information via the Community Centers (MLK and WDMC) on financial literacy while clients are waiting to be served by the Social Services Division, either in the form of videos or literature.**

Approximately 4,130 individuals received financial assistance through the Community Centers Social Services Programs and information regarding financial literacy classes.

**HOU Offer quarterly financial literacy classes through a partnership with Consumer Credit Counseling via the Community Centers. Persons completing the course will receive a certificate of completion and a voucher for one-on-one financial counseling.**

Approximately 516 clients attended financial literacy classes sponsored by the Community Centers in cooperation with Capital One Bank and Consumer Credit Counseling.

**HOU Continue access to information regarding employment opportunities through the Jobview Kiosks located at the Community Centers. Texas Workforce Commission has a satellite office at MLK Center. Interested persons can complete job searches at the center or online.**

Approximately 36,990 clients used the Jobview Kiosks at the Community Centers.

**HOU Continue to host job fairs at the Community Centers and assist citizens in their efforts to become job-ready by teaching them how to set up e-mail addresses, résumé writing assistance, interviewing techniques, and other skills.**

Workforce Solutions hosted approximately 42 mini job fairs from September 2010 to October 2011. Over 2,571 Individuals attended, of which 202 were hired. The Community Centers and the Community Court co-sponsored the Annual MLK community job fair in which 571 job seekers participated. The Community Centers determined eligibility for about 600 youth (ages 14-21) for the American Re-investment and Recovery Act (ARRA) summer youth employment program. Approximately 8,313 customers used the computers/resource room and approximately 300 customers attended the job search/job readiness classes. The Community Centers' classes consisted of the following training: résumé building, interview and communication skills, English basics, positive attitudes and motivation, stress management and other topics to help customers to become job-ready. Community Voice Mail was available to job seekers; 6 job seekers maintained their phone numbers through this program. Approximately 3,000 citizens received instruction in basic computer classes offered by El Centro Community College at WDMC. The Career Resource Coordinator assisted clients with résumé writing, e-mail set up, etc. Academic Realities at MLK and El Centro at WDMC continue to offer basic computer classes.

**Below are actions that were taken during FY 2010-11 to develop institutional structure:**

## FY 2010-11 ACTION PLAN UPDATES

**HOU Continue dialogue with all housing providers to coordinate services and leverage private and public funds.**

The Housing/Community Services Department is an active participant with the North Texas Housing Coalition (NTHC). The Housing/Community Services Department staff participates in the North Texas Community Development Association meetings on a regular basis.

**HOU Continue to support the Dallas HFC.**

Housing/Community Services Department staff provides administrative services, financial, investment, compliance with regulations on multi-family and single-family tax exempt bonds to the Dallas HFC. Staff drafted City Housing Committee briefs and prepared City Council action items in support of tax-exempt bonds to finance multi-family, new construction-rehabilitation and single-family mortgages and mortgage credit certificates. Staff hosted quarterly and special meetings with the HFC.

**HOU Continue to provide technical assistance and capacity building support for non-profit developers.**

The Nonprofit Development Section of the Housing/Community Services Department processed and dispersed \$350,000 in Operating Assistance Grants to 11 CHDOS and \$172,500 in Housing Services Grants to six CHDOs to facilitate the provision of affordable housing units. Staff continued to provide technical and other assistance to CHDOs, as requested, to facilitate the production of affordable housing. In the coming year, technical assistance will be coordinated to provide continual resources to CHDOs.

**HOU Continue to strengthen the partnerships between the City, State, and HUD.**

The Dallas City Council approved and supported the pre-application waiver for 9% tax credits for the Texas Department of Housing and Community Affairs (TDHCA) for 14 pre-application waivers on February 24, 2010. THCA approved one project, Atmos Lofts, for \$1.3M in tax credits. The project will be leveraged with CDBG-Section 108 funds to produce 107 low to moderate income affordable housing rental units.”

**HOU Pursue private resources to increase flexibility in the delivery of affordable housing developments.**

Housing/Community Services Department continued to research, advocate and apply for funds from local, state, federal and private sources. Staff continues to coordinate advocacy activities on behalf of affordable housing development organizations.

**HOU Continue to work closely with the DHA and Dallas County in the service of low and moderate income families and in the creation of affordable housing.**

In FY07-08, a joint effort began between DHA, Inner City Development (ICDC), Habitat for Humanity, and the City of Dallas with \$1.2 million for infrastructure. Fifty-one (51) affordable homes will be at or below 80% of the area median family income. During FY 09-10, 22 of the 51 units were built and sold to low-income homebuyers, in addition to the 10 that were built and sold in FY08-09, bringing the total units to 32.

**HOU Below are actions taken during FY 2010-11 to enhance coordination between public and private housing and social service**

## FY 2010-11 ACTION PLAN UPDATES

### agencies:

**Continue to have frequent meetings with public and private housing advocates, housing producers, and social service agencies to seek more opportunities to work together to produce affordable and supportive housing.**

The Housing/Community Services Department is an activate participant with the North Texas Housing Coalition (NTHC). Housing/Community Services Department Director was a panelist at the 2010 Housing Summit. The Housing/Community Services Department staff participates in the North Texas Community Development Association meetings on a regular basis.

The City of Dallas continued its membership in the International City/County Management Association (ICMA) and continued participating in an exchange of data with other cities through the ICMA Center for Performance Measurement (CPM).

The City of Dallas, together with the Center for Non-Profit Management, was awarded a \$40,000.00 grant from the One Star Foundation, Inc. under the Texas Renewing Our Communities Account (ROCA) to conduct outreach and provide capacity building activities for community based non-profit social service agencies. Under the grant, the City collaborated with the Center for Non-Profit Management to offer workshops to non-profit agencies on doing business with the City of Dallas (with 143 non-profits represented, most of which had never worked with the City in the Request for Proposal process) and on “best practices” in working with the City (with 43 non-profits represented) as well as workshops for City staff on working with non-profit agencies. The project also included a non-profit needs assessment and, based on those results, offered free workshops conducted by Center staff on key areas, including grant writing, outcome evaluation, project management, board development, fundraising and cause story telling (with 118 non-profits represented across all of the workshops).

**HOU Continue to provide referral and repair services through the City’s People Helping People program. The People Helping People program is funded with CDBG funds and consists of caseworkers that provide referral services for senior and disabled citizens and coordinates volunteer assistance for minor repairs to client’s homes.**

The City’s People Helping People program makes referrals to appropriate social service agencies and other sources of assistance, including the City’s Emergency and Home Repair Programs.

311 Services were completed in FY10-11 through the City’s People Helping People program (PHP) using thousands of volunteers from across the city. PHP staff worked closely with area nonprofits to assist low income, elderly and disabled homeowners with minor exterior repairs services. The program also provides free volunteer specialty services such as pest extermination, heater service, AC window unit installation and glass replacement.

**HOU Continue collaborative efforts with agencies providing supportive services to the homeless and those at risk of becoming homeless to avoid duplication of services.**

- Continue HOPWA client eligibility verification process to prevent the same client from receiving duplicate short-term assistance

## FY 2010-11 ACTION PLAN UPDATES

from different agency providers and from receiving short-term assistance for a unit already subsidized through other programs.

- Continue collaborations with MDHA and with Ryan White Planning Council of the Dallas Area.

### **HOU MDHA will continue its collaborative efforts to develop strategies to address homes issues.**

MDHA coordinates and prepares the Dallas Continuum of Care (SuperNOFA) applications for submission to HUD for funding to serve the homeless. The total grant request in the 2009 Continuum of Care Application, for the 2010-11 awards, was in the amount of \$13,895,269.

**Underneath each activity please summarize the actions that were taken to accomplish departmental goals. If no actions were taken, please explain and summarize any activities planned for the future.**

### **91.220 (k) Other Actions**

**Below are actions that were taken during FY 2010-12 to address obstacles to meeting underserved needs:**

#### **ECO Below are actions taken during FY 2010-11 to financially assist small and minority businesses:**

Provide financial assistance for business retention, expansion, and new startups.

Make capital available through loan programs for expansions of businesses, and new business start-ups, thereby resulting in the creation and retention of employment opportunities for area residents.

#### **ECO Below are actions to taken during FY 2010-11 to provide technical assistance to low to moderate income persons who either own or are interested in developing a micro-enterprise:**

Provide technical assistance to enhance, neighborhood business services, opportunities for business ownership and economic development for low to moderate income persons in the City of Dallas. This may have a particular beneficial impact for those in the South, East, and West areas of Dallas.

Provide community resources for business information and orientation through comprehensive technical assistance services. Technical assistance may be included, but not be limited to: counseling/seminars regarding business structures, business registration with the state, business planning, loan applications, market research, marketing, accounting, taxes, management, procurement, hiring, payroll, M/WBE certification, micro-enterprise incubator program, and other services relevant to business start-up and capacity building for existing microenterprise businesses. This assistance may provide particular benefit to those in South, East, and West areas of Dallas.

**CITY OF DALLAS - PROGRAM YEARS 2008-2012 CONSOLIDATED PLAN  
TABLE 3A - SUMMARY OF SPECIFIC ANNUAL OBJECTIVES AND OUTCOMES**

Dept	Project Name/Specific Objective	Funds Source	Outcome	Accomplishment Type	Program Year	Numbers		Percent Complete	Program Year 2010-11 Comments
						Proposed	Actual		
<b>HOUSING NEEDS - Homeownership Opportunities</b>									
HOU	Mortgage Assistance Program	CDBG/ HOME/ ADDI	Provide downpayment assistance, closing costs, principle reduction and/or costs for minor repairs for homes to qualify.	Housing Units	2008	400	386	97%	Due to reductions in budgets and economic downturn, the FY 2010-11 unit count was significantly lower than anticipated in FY 2008.
	DH-1: Availability/Accessibility of Decent Housing				2009	400	295	74%	
					2010	400	132	33%	
					2011	400		0%	
					2012	400		0%	
					<b>5-Year Goal</b>	<b>2,000</b>			
HOU	Residential Development Acquisition Loan Program and Development Programs	CDBG/ HOME	Provide developers with loans/grants for acquisition of vacant and improved properties, predevelopment and development costs, operating assistance and development, etc.	Housing Units	2008	100	74	74%	Due to reductions in budgets and economic downturn, the FY 2010-11 unit count was significantly lower than anticipated in FY 2008.
	DH-1: Availability/Accessibility of Decent Housing				2009	100	56	56%	
					2010	100	76	76%	
					2011	100		0%	
					2012	100		0%	
					<b>5-Year Goal</b>	<b>500</b>			
<b>HOUSING NEEDS - Homebuyer/Homeownership Counseling</b>									
HOU	Housing Services Program	CDBG/ HOME	Provide homebuyer outreach, education, counseling, foreclosure counseling and mortgage qualification.	Housing Units	2008	100	386	386%	Due to the economic downturn, the FY 2010-11 unit count was significantly higher with more families needing foreclosure prevention and credit score assistance than anticipated in FY 2008.
	DH-1: Availability/Accessibility of Decent Housing				2009	100	295	295%	
					2010	100		0%	
					2011	100		0%	
					2012	100		0%	
					<b>5-Year Goal</b>	<b>500</b>			
<b>HOUSING NEEDS - Homeowner Repairs</b>									
HOU	Reconstruction/SHARE	CDBG/ HOME	Provide homeowners assistance for demolition of existing home and reconstruction of a new house on the lot; deferred payment loans.	Households	2008	35	64	183%	
	DH-3: Sustainability of Decent Housing				2009	35	45	129%	
					2010	35	40	114%	
					2011	35		0%	
					2012	35		0%	
					<b>5-Year Goal</b>	<b>175</b>			
HOU	Major Systems Repair Program	CDBG	Provide eligible low income and handicapped homeowners with repairs to or replacement of major housing systems.	Households	2008	65	257	395%	
	DH-2: Affordability of Decent Housing				2009	65	144	222%	
					2010	65	120	185%	
					2011	65		0%	
					2012	65		0%	
					<b>5-Year Goal</b>	<b>325</b>			
HOU	People Helping People	CDBG	Provide volunteers/contracted services to lower income, elderly, and disabled, single-family homeowners for minor exterior repairs.	Households	2008	300	378	126%	There has been a change in tracking clients to reflect unduplicated assisted homeowners and track repairs provided only.
	DH-3: Sustainability of Decent Housing				2009	300	386	129%	
					2010	300	235	78%	
					2011	300		0%	
					2012	300		0%	
					<b>5-Year Goal</b>	<b>1,500</b>			
<b>HOUSING NEEDS - Critical home repair and excessive cost of utilities for elderly homeowners</b>									
DWU	Minor Plumbing Repair/Replacement Program	CDBG/ General Fund	Provide leak repairs, low flow toilet and fixture replacement and minor plumbing repair assistance to low income, senior citizen homeowners.	People	2008	75	48	64%	\$50,000 only allow for approx. 80 homes. Goals set before current project coordinator began managing the program.
	DH-2: Affordability of Decent Housing				2009	100	46	46%	
					2010	125	79	63%	
					2011	150		0%	
					2012	175		0%	
					<b>5-Year Goal</b>	<b>625</b>			

**CITY OF DALLAS - PROGRAM YEARS 2008-2012 CONSOLIDATED PLAN  
TABLE 3A - SUMMARY OF SPECIFIC ANNUAL OBJECTIVES AND OUTCOMES**

Dept	Project Name/Specific Objective	Funds Source	Outcome	Accomplishment Type	Program Year	Numbers		Percent Complete	Program Year 2010-11 Comments
						Proposed	Actual		
<b>HOUSING NEEDS - Rental Housing</b>									
HOU	DH-2: Affordability of Decent Housing	CDBG/ HOME	Extremely low income	Households	2008	10	8	80%	Completion of construction and occupancy of Carpenter's Point, Sphinx, Gaston Projects, Fair Park Estates and Prairie Creek. Due to the economy and difficulty in obtaining mortgage financing, more families seeking rental property.
					2009	10	75	750%	
					2010	10	152	1520%	
					2011	10		0%	
					2012	10		0%	
					<b>5-Year Goal</b>				
HOU	DH-2: Affordability of Decent Housing	CDBG/ HOME	Low income	Households	2008	5	0	0%	Completion of construction and occupancy of Carpenter's Point, Sphinx, Gaston Projects, Fair Park Estates and Prairie Creek. Due to the economy and difficulty in obtaining mortgage financing, more families seeking rental property.
					2009	5	43	860%	
					2010	5	147	2940%	
					2011	5		0%	
					2012	5		0%	
					<b>5-Year Goal</b>				
HOU	DH-2: Affordability of Decent Housing	CDBG/ HOME	Moderate income	Households	2008	5	0	0%	Completion of construction and occupancy of Carpenter's Point, Sphinx, Gaston Projects, Fair Park Estates and Prairie Creek. Due to the economy and difficulty in obtaining mortgage financing, more families seeking rental property.
					2009	5	60	1200%	
					2010	5	7	140%	
					2011	5		0%	
					2012	5		0%	
					<b>5-Year Goal</b>				
<b>HOUSING NEEDS - Homeownership Opportunities</b>									
HOU	CHDO Development Loans and Mortgage Assistance Program DH-2: Affordability of Decent Housing	CDBG/ HOME	Extremely low income	Households	2008	85	153	180%	Due to reductions in budgets and the economic downturn, the FY 2010-11 unit count was significantly lower than anticipated in FY 2008.
					2009	85	123	145%	
					2010	85	0	0%	
					2011	85		0%	
					2012	85		0%	
					<b>5-Year Goal</b>				
HOU	CHDO Development Loans and Mortgage Assistance Program DH-2: Affordability of Decent Housing	CDBG/ HOME	Low income	Households	2008	172	170	99%	Due to reductions in budgets and the economic downturn, the FY 2010-11 unit count was significantly lower than anticipated in FY 2008.
					2009	172	120	70%	
					2010	172	15	9%	
					2011	172		0%	
					2012	172		0%	
					<b>5-Year Goal</b>				
HOU	CHDO Development Loans DH-2: Affordability of Decent Housing	CDBG/ HOME	Moderate income	Households	2008	143	137	96%	Due to reductions in budgets and the economic downturn, the FY 2010-11 unit count was significantly lower than anticipated in FY 2008.
					2009	143	117	82%	
					2010	143	38	27%	
					2011	143		0%	
					2012	143		0%	
					<b>5-Year Goal</b>				
<b>HOUSING NEEDS - Legal Commitments/Mandates</b>									
DEV	Relocation Assistance DH-2: Affordability of Decent Housing	CDBG	Provide funding and assistance for relocation assistance.	People	2008	8	10	125%	Program goal is to successfully relocate and provide financial assistance to individuals and businesses displaced as a direct result of any eligible City of Dallas activity, including code enforcement activities not involving property acquisition.
					2009	0	5	0%	
					2010	0	2	0%	
					2011	0		0%	
					2012	0		0%	
					<b>5-Year Goal</b>				



**CITY OF DALLAS - PROGRAM YEARS 2008-2012 CONSOLIDATED PLAN  
TABLE 3A - SUMMARY OF SPECIFIC ANNUAL OBJECTIVES AND OUTCOMES**

Dept	Project Name/Specific Objective	Funds Source	Outcome	Accomplishment Type	Program Year	Numbers		Percent Complete	Program Year 2010-11 Comments
						Proposed	Actual		
<b>HOUSING NEEDS - Other Housing/Neighborhood Revitalization and Code Enforcement</b>									
HOU	Neighborhood Enhancement Program	CDBG	Provide toolbox of neighborhood improvements to increase aesthetic appeal and complement community development efforts in neighborhood investment and other strategically targeted areas.	People	2008	28,631	14,911	52%	Program received fewer funds than prior year, therefore concentrated efforts in fewer NIP areas.
	SL-3: Sustainability of Suitable Living Environment				2009	28,631	47,200	165%	
					2010	28,631	15,115	53%	
					2011	28,631		0%	
					2012	28,631		0%	
					<b>5-Year Goal</b>	<b>143,155</b>			
DPD/ DFD/ CCS	Dedicated SAFE II Expansion Code Inspection - Police/Fire/Code	CDBG	Provide strict code and fire enforcement services to substandard properties in high crime areas to bring properties into code compliance.	People	2008	94,592	390,058	412%	
	SL-3: Sustainability of Suitable Living Environment				2009	94,592	189,837	201%	
					2010	94,592	257,594	272%	
					2011	94,592		0%	
					2012	94,592		0%	
					<b>5-Year Goal</b>	<b>472,960</b>			
ATT	Neighborhood Investment Program - Code Compliance	CDBG	Reduce neighborhood deterioration by working with Code Compliance to reduce the number of low-grade crimes and public nuisance violations in the targeted neighborhood areas (3 program sites).	People	2008	38,224	37,553	98%	Program not funded for FY09-10. Program not funded for FY10-11.
	SL-3: Sustainability of Suitable Living Environment				2009	38,224			
					2010	38,224			
					2011	38,224		0%	
					2012	38,224		0%	
					<b>5-Year Goal</b>	<b>191,120</b>			
ATT/ CCS	Community Prosecution Program - Code Enforcement	CDBG	Reduce neighborhood deterioration by reducing the number of low-grade crimes and public nuisance violations (6 program sites).	People	2008	221,332	150,551	68%	
	SL-3: Sustainability of Suitable Living Environment				2009	221,332	221,322	100%	
					2010	221,332	151,291	68%	
					2011	221,332		0%	
					2012	221,332		0%	
					<b>5-Year Goal</b>	<b>1,106,660</b>			
<b>HOMELESS SERVICES</b>									
HOU	Temporary Emergency Housing	CDBG	Provide temporary housing to low income homeless families.	Families	2008	24	49	204%	
	SL-1: Availability/Accessibility of Sustainable Living Environment				2009	24	39	163%	
					2010	24			
					2011	24		0%	
					2012	24		0%	
					<b>5-Year Goal</b>	<b>120</b>			
HOU	Tenant Based Rental Assistance	HOME	Provide transitional rental assistance to homeless families and individuals for up to one year, up to 24 months.	Households	2008	102	169	166%	
	DH-2: Affordability of Decent Housing				2009	102	184	180%	
					2010	102	227	223%	
					2011	102		0%	
					2012	102		0%	
					<b>5-Year Goal</b>	<b>510</b>			
HOU	Shelter Plus Care	Shelter Plus Care	Provide long-term tenant based and project based rental assistance and supportive services to homeless families and individuals.	Households	2008	237	312	132%	
	DH-2: Affordability of Decent Housing				2009	237	293	124%	
					2010	237	273	115%	
					2011	237		0%	
					2012	237		0%	
					<b>5-Year Goal</b>	<b>1,185</b>			

**CITY OF DALLAS - PROGRAM YEARS 2008-2012 CONSOLIDATED PLAN  
TABLE 3A - SUMMARY OF SPECIFIC ANNUAL OBJECTIVES AND OUTCOMES**

Dept	Project Name/Specific Objective	Funds Source	Outcome	Accomplishment Type	Program Year	Numbers		Percent Complete	Program Year 2010-11 Comments
						Proposed	Actual		
HOU	Supportive Housing Program	Supportive Housing Program	Provide long-term and transitional tenant based and project based rental assistance and supportive services to homeless families and individuals.	Households	2008	107	136	127%	This is for THP I and II and GATEWAY COD grants only
	DH-2: Affordability of Decent Housing				2009	107	144	135%	
					2010	107	146	136%	
					2011	107		0%	
					2012	107		0%	
<b>5-Year Goal</b>						<b>535</b>			
HOU	Essential Services	ESG	Provide direct services to homeless persons to address employment, substance abuse treatment and health prevention services.	People	2008	642	676	105%	Homeless Assistance served 448 providing benefit eligibility assessment and determination; as well as assisting with application assistance and transportation to Social Security Office, court appearances, etc. Other 774 served due to increased demand for child care and legal services.
	SL-1: Availability/Accessibility of Sustainable Living Environment				2009	642	680	106%	
					2010	642	1,222	190%	
					2011	642		0%	
					2012	642		0%	
<b>5-Year Goal</b>						<b>3,210</b>			
HOU	Operations	ESG/ General Fund	Provide operational costs for shelters or transitional housing facilities for homeless persons.	People	2008	1,650	6,530	396%	Increased use of services provided at The Bridge and other shelters.
	SL-1: Availability/Accessibility of Sustainable Living Environment				2009	1,650	5,814	352%	
					2010	1,650	4,664	283%	
					2011	1,650		0%	
					2012	1,650		0%	
<b>5-Year Goal</b>						<b>8,250</b>			
HOU	Prevention	ESG	Provide rent/mortgage and utility assistance, security deposits, payment to prevent foreclosure on a home and other innovative programs to prevent the incidence of homelessness.	People	2008	753	833	111%	Prior Year 2009-10 ESG funds used to provide services at the Centers. No prevention funding included in the FY 2010-11 ESG budget.
	DH-2: Affordability of Decent Housing				2009	753	717	95%	
					2010	753	138	18%	
					2011	753		0%	
					2012	753		0%	
<b>5-Year Goal</b>						<b>3,765</b>			
HOU	Other Self-Sufficiency Partner Programs	Other	Provide computer literacy and other workforce development opportunities through partnerships with El Centro, Texas Workforce Commission, Dallas County Workforce and other local agencies.	People	2008	300	549	183%	Additional demand for employment assistance due to economic conditions.
	SL-1: Availability/Accessibility of Sustainable Living Environment				2009	300	309	103%	
					2010	300	516	172%	
					2011	300		0%	
					2012	300		0%	
<b>5-Year Goal</b>						<b>1,500</b>			
<b>OTHER HOUSING - Persons living with HIV/AIDS and Their Families</b>									
HOU	Tenant Based Rental Assistance	HOPWA	Provide long-term and transitional rental assistance to persons with HIV/AIDS and their families living in the metropolitan area.	Households	2008	195	155	79%	
	DH-2: Affordability of Decent Housing				2009	195	171	88%	
					2010	195	193	99%	
					2011	195		0%	
					2012	195		0%	
<b>5-Year Goal</b>						<b>975</b>			
HOU	Prevention	HOPWA	Provide short-term rent, mortgage and utility assistance to persons with HIV/AIDS and their families living in the metropolitan area.	Households	2008	230	259	113%	Goal for FY2010-11 increased to 300. Additional funds allocated to meet increasing demand.
	DH-2: Affordability of Decent Housing				2009	230	265	115%	
					2010	230			
					2011	230		0%	
					2012	230		0%	
<b>5-Year Goal</b>						<b>1,150</b>			
HOU	Operations	HOPWA	Provide operational costs, including lease, maintenance, utilities, insurance and furnishings for facilities that provide housing to persons with HIV/AIDS and their families living in the metropolitan area.	Households	2008	225	245	109%	Less client turnover, five fewer units operating
	DH-2: Affordability of Decent Housing				2009	225	231	103%	
					2010	225	195	87%	
					2011	225		0%	
					2012	225		0%	
<b>5-Year Goal</b>						<b>1,125</b>			

**CITY OF DALLAS - PROGRAM YEARS 2008-2012 CONSOLIDATED PLAN  
TABLE 3A - SUMMARY OF SPECIFIC ANNUAL OBJECTIVES AND OUTCOMES**

Dept	Project Name/Specific Objective	Funds Source	Outcome	Accomplishment Type	Program Year	Numbers		Percent Complete	Program Year 2010-11 Comments
						Proposed	Actual		
HOU	Supportive Services	HOPWA	Provide housing services, information, outreach and support to enhance the quality of life for persons living with HIV/AIDS and their families living in the metropolitan area, including hospice/respite care for affected	Households	2008	925	894	97%	
					2009	925	896	97%	
	2010				925	887	96%		
	2011				925		0%		
	2012				925		0%		
<b>5-Year Goal</b>						<b>4,625</b>			
HOU	Facilities Rehab/Repair	HOPWA	Provide rehabilitation/repair funds for facilities in operation that provide housing to persons with HIV/AIDS who live in the metropolitan area.	Housing Units	2008	50	68	136%	
					2009	0	49	0%	
	2010				0	7	0%		
	2011				0		0%		
	2012				0		0%		
<b>5-Year Goal</b>						<b>50</b>			
<b>PUBLIC SERVICE NEEDS - Youth Programs</b>									
OCA	African-American Museum Youth Enrichment Program	CDBG	Provide weekend workshops and summer camps that promote artistic and cultural enrichment of African and African-American cultures for low/mod income youth.	Youth	2008	350	107	31%	The program needs additional funds to improve and expand to the target number. Because of this there were inadequate resources which limited the number of children admitted to the camps. Restricted transportation resources also limited the numbers.
					2009	350	120	34%	
	2010				350	156	45%		
	2011				350	119	34%		
	2012				350		0%		
<b>5-Year Goal</b>						<b>1,750</b>			
OCA	Arts Education Program	CDBG	Provide the art of theatre while applying critical thinking skills, control of language and life skills.	Youth	2008	100	29	19%	Lack of participation and involvement due to family members being unable to complete the proper paperwork and submit the income certification forms.
					2009	100	29	29%	
	2010				100	10	29%		
	2011				100		10%		
	2012				100		0%		
<b>5-Year Goal</b>						<b>500</b>			
PKR	After-School/Summer Outreach Program	CDBG	Provide after-school and summer outreach programs for youth (ages 6-12) Monday-Friday through structured recreational, cultural, social and life skill activities.	Youth	2008	2,400	3,228	135%	Worsening economy boosted demand for service. New sites have been added for 2011 along with the entrepreneurship summer program for 10-12 year olds.
					2009	2,400	3,051	127%	
	2010				2,400	3,326	139%		
	2011				2,400		0%		
	2012				2,400		0%		
<b>5-Year Goal</b>						<b>12,000</b>			
PKR	Summer Youth Program	CDBG	Provide summer recreational programs for at-risk youth from low/mod income households at three sites.	Youth	2008	150	174	116%	Program Year 2011-12 not funded.
					2009	150	165	110%	
	2010				150	155	103%		
	2011								
	2012								
<b>5-Year Goal</b>						<b>750</b>			
HOU	Child Care Services Program	CDBG/ General Fund	Provide after-school programs and daycare for special needs children, homeless children and children with disabilities.	Youth	2008	116	338	291%	Goal for FY2010-11 increased to 400. Program still experienced increase in children accessing after-school programs.
					2009	116	541	466%	
	2010				116	530	447%		
	2011				116		0%		
	2012				116		0%		
<b>5-Year Goal</b>						<b>580</b>			
HOU	City Child Care Services	CDBG/ Texas Workforce Commission	Provide child care subsidies for low/mod income working parents and teenage parents who are attending school and do not qualify for any other form of public assistance.	Youth	2008	150	176	117%	
					2009	150	203	135%	
	2010				150	144	96%		
	2011				150		0%		
	2012				150		0%		
<b>5-Year Goal</b>						<b>750</b>			

**CITY OF DALLAS - PROGRAM YEARS 2008-2012 CONSOLIDATED PLAN  
TABLE 3A - SUMMARY OF SPECIFIC ANNUAL OBJECTIVES AND OUTCOMES**

Dept	Project Name/Specific Objective	Funds Source	Outcome	Accomplishment Type	Program Year	Numbers		Percent Complete	Program Year 2010-11 Comments
						Proposed	Actual		
<b>PUBLIC SERVICE NEEDS - Clinical Health Programs</b>									
HOU	Adolescent Substance Abuse - Inpatient	CDBG/ General Fund	Provide residential substance abuse treatment services and education for low income, medically indigent youth.	Youth	2008	18	15	83%	
	2009				18	12	67%		
	2010				18	20	111%		
	2011				18		0%		
	2012				18		0%		
<b>5-Year Goal</b>						<b>90</b>			
HOU	Clinical Dental Care Program	CDBG	Provide dental health services to low income children and youth through age 19.	Youth	2008	500	433	87%	Increase in number of youth requiring dental care, yet funding not sufficient to cover full treatment plans for patients.
	2009				500	380	76%		
	2010				500	678	136%		
	2011				500		0%		
	2012				500		0%		
<b>5-Year Goal</b>						<b>2,500</b>			
<b>PUBLIC SERVICE NEEDS - Senior Programs</b>									
HOU	City Geriatric Health	CDBG	Provide nurse-managed preventive health clinics for high-risk adults ages 62+ to identify chronic and screenable disease conditions before they become debilitating.	Seniors	2008	1,050	967	92%	During FY 2009-10, the City of Dallas began contracting with Parkland Health and Hospital Systems to carry out program services. City staff no longer provides services under this program. With this change, goal decreased to 500.
	2009				1,050	531	51%		
	2010				1,050	611	58%		
	2011				1,050		0%		
	2012				1,050		0%		
<b>5-Year Goal</b>						<b>5,250</b>			
DPD	City Crisis Intervention	CDBG	Provide case management to seniors experiencing mental health crisis, and link to services. Provide assertive street outreach, conduct assessments, and link unsheltered homes persons to treatment services	People	2008	200	443	222%	Program merged with Homeless Outreach effective FY09-10 resulting in an increase in the number of clients served.
	2009				200	2,363	1182%		
	2010				2,300	2,245	98%		
	2011				2,300		0%		
	2012				200		0%		
<b>5-Year Goal</b>						<b>5,200</b>			
HOU	City Office of Senior Affairs	CDBG	Enhance the quality of life for older adults by disseminating support services information and providing direct and emergency support services.	Seniors	2008	4,800	4,510	94%	
	2009				4,800	5,395	112%		
	2010				4,800	4,987	104%		
	2011				4,800		0%		
	2012				4,800		0%		
<b>5-Year Goal</b>						<b>24,000</b>			
HOU	Senior Services Program	CDBG	Provide case management and other programs for seniors, as well as investigative support services in both community and institutional settings.	Seniors	2008	1,500	1,330	89%	FY 2010-11 goal was increased to 1,600.
	2009				1,500	1,445	96%		
	2010				1,500	1,412	94%		
	2011				1,500		0%		
	2012				1,500		0%		
<b>5-Year Goal</b>						<b>7,500</b>			
<b>PUBLIC SERVICE NEEDS - Other Public Service Activities (Youth)</b>									
HOU	Teen Violence - Victim Outreach	CDBG	Provide programs in support of victims of teen violence prevention through education and direct services.	Youth	2008	300	450	150%	
	2009				300	306	102%		
	2010				300	328	109%		
	2011				300		0%		
	2012				300		0%		
<b>5-Year Goal</b>						<b>1,500</b>			

**CITY OF DALLAS - PROGRAM YEARS 2008-2012 CONSOLIDATED PLAN  
TABLE 3A - SUMMARY OF SPECIFIC ANNUAL OBJECTIVES AND OUTCOMES**

Dept	Project Name/Specific Objective	Funds Source	Outcome	Accomplishment Type	Program Year	Numbers		Percent Complete	Program Year 2010-11 Comments
						Proposed	Actual		
PKR	Youth Entrepreneurial After-School Program SL-1: Availability/Accessibility of Sustainable Living Environment	CDBG	Provides youth with transferable work knowledge, skills and experience towards entrepreneurship.	Youth	2008				Program Year 2011-12 not funded.
					2009				
					2010	45	47	100%	
					2011				
					2012				
<b>5-Year Goal</b>						<b>45</b>			
<b>PUBLIC SERVICE NEEDS - Other Public Service Activities (Non-Youth)</b>									
HOU	Homeless Outreach SL-1: Availability/Accessibility of Sustainable Living Environment	CDBG	Provide outreach to chronic homeless individuals for the purpose of engagement, assessment and referral to professional agencies to help them become self-sufficient.	People	2008	2,000	2,058	103%	
					2009				
					2010	2,000		0%	
					2011	2,000		0%	
					2012	2,000		0%	
<b>5-Year Goal</b>						<b>8,000</b>			
ECO	Small Business Development Training & Mentoring SL-1: Availability/Accessibility of Sustainable Living Environment	CDBG	Provide hands-on business/financial literacy training, business development services, microcredit and support group mentoring to increase economic stability and self-sufficiency to low/mod income entrepreneurs.	People	2008				This program was canceled by the City.
					2009	150		0%	
					2010				
					2011				
					2012				
<b>5-Year Goal</b>									
HOU	Women's Outreach Program SL-1: Availability/Accessibility of Sustainable Living Environment	CDBG	Provides supportive services to women being assisted from substance abuse, criminal behavior and mental illness into healthy and productive lifestyles.	People	2008				
					2009				
					2010	10	10	100%	
					2011	TBD			
					2012	TBD			
<b>5-Year Goal</b>						<b>10</b>			
LIB	Literacy Program SL-1: Availability/Accessibility of Sustainable Living Environment	CDBG	Provides neighborhood parents and preschool children with interactive reading workshops and materials to enhance reading skills.	People	2008				
					2009				
					2010				
					2011				
					2012				
<b>5-Year Goal</b>						<b>0</b>			
HOU	Training and Employment for Adults with Disabilities SL-1: Availability/Accessibility of Sustainable Living Environment	CDBG	Provides development of life skills, vocational training and job placement for adults with disabilities.	People	2008				
					2009				
					2010	165	151	92%	
					2011	TBD			
					2012	TBD			
<b>5-Year Goal</b>						<b>165</b>			
HOU	Offender Re-entry Program (HOU) SL-1: Availability/Accessibility of Sustainable Living Environment	CDBG	Provide pre-/post-release employment and housing placement for ex-offenders, as well as address substance abuse and mental health needs.	People	2008	80	85	106%	10-11 funding supported the salaries of 2 Case Managers to oversee 40 clients in DHA and 40 HOME TBRA housing. The case manager over HOME clients resigned and wasn't replaced because 11-12 HOME & CD funding was reduced. Program served fewer clients in anticipation of these reductions.
					2009	80	80	100%	
					2010	80	64	80%	
					2011	80		0%	
					2012	80		0%	
<b>5-Year Goal</b>						<b>400</b>			
HOU	Parenting and Early Childhood Development SL-1: Availability/Accessibility of Sustainable Living Environment	CDBG	Provide parenting and child development skills to adolescent parents (up to age 18) of children 0-3 years old.	Families	2008	25	25	100%	
					2009	25	25	100%	
					2010	25	25	100%	
					2011	25		0%	
					2012	25		0%	
<b>5-Year Goal</b>						<b>125</b>			

**CITY OF DALLAS - PROGRAM YEARS 2008-2012 CONSOLIDATED PLAN  
TABLE 3A - SUMMARY OF SPECIFIC ANNUAL OBJECTIVES AND OUTCOMES**

Dept	Project Name/Specific Objective	Funds Source	Outcome	Accomplishment Type	Program Year	Numbers		Percent Complete	Program Year 2010-11 Comments
						Proposed	Actual		
HOU	Community Youth and Senior Program (West Oak Cliff) SL-1: Availability/Accessibility of Sustainable Living Environment	CDBG	Provide educational, recreational and social services to children, youth and seniors in the area.	People	2008	60	33	55%	
					2009	60			
					2010	60			
					2011	60		0%	
					2012	60		0%	
					<b>5-Year Goal</b>				
ATT	Offender Re-entry Program (ATT) SL-1: Availability/Accessibility of Sustainable Living Environment	CDBG	Provide ex-offenders an opportunity to re-enter the City of Dallas by providing a strategic plan to address needs of ex-offenders.	People	2008	950	6,458	680%	Program not funded for FY10-11.
					2009	950	6,425	676%	
					2010	950			
					2011	950			
					2012	950		0%	
					<b>5-Year Goal</b>				
ATT	South Dallas/Fair Park Community Court SL-1: Availability/Accessibility of Sustainable Living Environment	CDBG	Provide an opportunity to enforce municipal laws for offenses and code violations of properties.	People	2008	83,596	18,707	22%	
					2009	83,596	83,596	100%	
					2010	83,596	107,440	129%	
					2011	83,596		0%	
					2012	83,596		0%	
					<b>5-Year Goal</b>				
ATT	South Oak Cliff Community Court SL-1: Availability/Accessibility of Sustainable Living Environment	CDBG	Provide an opportunity to enforce municipal laws for offenses and code violations of properties.	People	2008				Program not funded for FY09-10.
					2009				
					2010	73,906	73,906	100%	
					2011	73,906		0%	
					2012	73,906		0%	
					<b>5-Year Goal</b>				
ATT	West Dallas Community Court SL-1: Availability/Accessibility of Sustainable Living Environment	CDBG	Provide an opportunity to enforce municipal laws for offenses and code violations of properties.	People	2008				Program not funded for FY09-10.
					2009				
					2010	59,639	59,639	100%	
					2011	59,639		0%	
					2012	59,639		0%	
					<b>5-Year Goal</b>				
<b>PUBLIC FACILITY NEEDS - Construct, Renovate or Expand City Facilities</b>									
PKR	Recreational Facilities SL-3: Sustainability of Suitable Living Environment	CDBG/ Bond	N/A	People	2008	0	0	0%	N/A
					2009	0	0	0%	
					2010	0	0	0%	
					2011	0	0	0%	
					2012	0	0	0%	
					<b>5-Year Goal</b>				
PKR	Playgrounds SL-3: Sustainability of Suitable Living Environment	CDBG	N/A	People	2008	0	0	0%	N/A
					2009	0	0	0%	
					2010	0	0	0%	
					2011	0	0	0%	
					2012	0	0	0%	
					<b>5-Year Goal</b>				
PKR	Neighborhood Parks SL-3: Sustainability of Suitable Living Environment	CDBG	2009 - Ferguson Park Trail Improvements	People	2008	3	0	0%	N/A
					2009	1	0	0%	
					2010	0	0	0%	
					2011	0	0	0%	
					2012	0	0	0%	
					<b>5-Year Goal</b>				

**CITY OF DALLAS - PROGRAM YEARS 2008-2012 CONSOLIDATED PLAN  
TABLE 3A - SUMMARY OF SPECIFIC ANNUAL OBJECTIVES AND OUTCOMES**

Dept	Project Name/Specific Objective	Funds Source	Outcome	Accomplishment Type	Program Year	Numbers		Percent Complete	Program Year 2010-11 Comments
						Proposed	Actual		
LIB	Library Facilities	CDBG	N/A	People	2008	0	0	0%	N/A
					2009	0	0	0%	
	2010				0	0	0%		
	2011				0	0	0%		
	2012				0	0	0%		
<b>5-Year Goal</b>						<b>0</b>			
<b>INFRASTRUCTURE - Infrastructure Improvements</b>									
PBW	Neighborhood Street Petition Grant	CDBG	Provides grants to low/mod income resident property owners for their share of the costs associated with alley, sidewalk and street paving improvements.	People	2008	25	11	44%	No variance
					2009	20	20	100%	
	2010				20	21	105%		
	2011				25	0	0%		
	2012				30	0	0%		
<b>5-Year Goal</b>						<b>120</b>			
PBW	Sidewalk Improvement Program	CDBG	Deteriorated sidewalks in the 300-900 blocks of North Marsalis Avenue will be replaced.	People	2008	40	0	0%	
					2009	0	4	0%	
	2010				0	0	0%		
	2011				0	0	0%		
	2012				0	0	0%		
<b>5-Year Goal</b>						<b>40</b>			
HOU	Neighborhood Investment Program (NIP)	CDBG	Provide public improvement projects to address concerns for public health and safety and provide focus for new developments to stabilize neighborhoods and build communities.	People	2008	2,097	23,314	1112%	Although Program received more funds than the prior year, it is concentrating its efforts in only 3 of the 5 NIP target areas to continue in projects that are already planned/underway.
					2009	2,097	47,200	2251%	
	2010				2,097	23,876	1139%		
	2011				2,097	0	0%		
	2012				2,097	0	0%		
<b>5-Year Goal</b>						<b>10,485</b>			
<b>ECONOMIC DEVELOPMENT - Financial Assistance to Small Businesses</b>									
ECO	Southern Dallas Development Corporation (SDDC)	CDBG	Business loans (for profit).	Businesses	2008	10	6	60%	PY 2009-2010 - 5 out of 10 proposed loans submitted were approved.
					2009	10	5	50%	
	2010				10	0	0%		
	2011				10	0	0%		
	2012				10	0	0%		
<b>5-Year Goal</b>						<b>50</b>			
ECO	Southern Dallas Development Corporation (SDDC)	CDBG	Jobs created.	Jobs	2008	14	20	143%	N/A
					2009	14	16	114%	
	2010				14	0	0%		
	2011				14	0	0%		
	2012				14	0	0%		
<b>5-Year Goal</b>						<b>70</b>			
<b>ECONOMIC DEVELOPMENT - Technical Assistance to LMI Persons Own/Developing Micro-Enterprise Businesses</b>									
ECO	Business Assistance Centers (BACs)	CDBG	Provide comprehensive technical assistance (TA) and support services to micro-enterprise incubator tenants and existing businesses clients and prospective new micro-enterprises (8 BACs).	Businesses	2008	750	786	105%	N/A
					2009	750	823	110%	
	2010				750	0	0%		
	2011				750	0	0%		
	2012				750	0	0%		
<b>5-Year Goal</b>						<b>3,750</b>			

**CITY OF DALLAS - PROGRAM YEARS 2008-2012 CONSOLIDATED PLAN  
TABLE 3A - SUMMARY OF SPECIFIC ANNUAL OBJECTIVES AND OUTCOMES**

Dept	Project Name/Specific Objective	Funds Source	Outcome	Accomplishment Type	Program Year	Numbers		Percent Complete	Program Year 2010-11 Comments
						Proposed	Actual		
ECO	Business Assistance Centers (BACs)	CDBG	Total number attending BAC TA sessions or accessing support services. Number may include those potential entrepreneurs attending multiple TA sessions, but not captured in the above category (8 BACs).	People	2008	100	467	467%	The program goals for the BACs increased to better serve the community and meet the National Objectives for the past 2 years. Also, one BAC has been added since FY 2008-09.
					2009	100	554	554%	
	2010				100	0	0%		
	2011				100	0	0%		
	2012				100	0	0%		
	EO-2: Affordability of Economic Opportunity								
<b>5-Year Goal</b>						<b>500</b>			
<b>OTHER NEEDS - Code Enforcement (Revitalize and Preserve Neighborhoods by Enhancing Code Enforcement Activities)</b>									
CCS	Code Enforcement - Neighborhood Investment Program (NIP)	CDBG	Provide enhanced code enforcement activities in the targeted NIP areas.	Inspections	2008	5,800	4,495	78%	Stability had the greatest impact on code enforcement activities which resulted in staff familiarity of the target areas and a more focused approach that effected a productive outcome
					2009	6,380	10,826	170%	
	2010				7,018	17,457	249%		
	2011				7,719	0	0%		
	2012				8,490	0	0%		
	SL-3: Sustainability of Suitable Living Environment								
<b>5-Year Goal</b>						<b>35,407</b>			
CCS	Code Enforcement - Neighborhood Investment Program (NIP)	CDBG/ General Fund	Monitor and expand the Multifamily Inspection Program.	Units= Complexes	2008	1,045	1,426	136%	The Multifamily inspection program was revamped to ensure more timely inspections and/or identification of multi-tenant properties throughout the designated areas
					2009	1,045	1,528	146%	
	2010				1,045	1,447	138%		
	2011				1,045	0	0%		
	2012				1,045	0	0%		
	SL-3: Sustainability of Suitable Living Environment								
<b>5-Year Goal</b>						<b>5,225</b>			
CCS	Code Enforcement - Neighborhood Investment Program (NIP)	General Fund	Aggressively pursue the Graffiti Removal Program (abatement).	Buildings	2008	750	865	115%	The Graffiti Removal Program was streamlined to effect a more timely referral and abatement process.
					2009	825	1,226	149%	
	2010				907	2,711	299%		
	2011				997	0	0%		
	2012				1,096	0	0%		
	SL-3: Sustainability of Suitable Living Environment								
<b>5-Year Goal</b>						<b>4,575</b>			
CCS	Code Enforcement - Neighborhood Investment Program (NIP)	CDBG	Develop and implement a code enforcement public awareness campaign.	Events	2008	3	3	100%	Code enforcement public awareness campaigns were shared at National Night Out, Career Days and with various Community Groups
					2009	5	6	120%	
	2010				7	17	243%		
	2011				9	0	0%		
	2012				11	0	0%		
	SL-3: Sustainability of Suitable Living Environment								
<b>5-Year Goal</b>						<b>35</b>			
<b>HISTORIC PRESERVATION</b>									
DEV	Update Historic Preservation Plan	CDBG	N/A	Historic Preservation Plan	2008	0	0	0%	N/A
					2009	1	0	0%	
	2010				0				
	2011				0	0	0%		
	2012				0	0	0%		
	N/A								
<b>5-Year Goal</b>						<b>1</b>			
DEV	Section 106 Reviews/Historic American Building Surveys	CDBG	Conduct citywide Section 106 Reviews and Historic American Building Survey (HABS) documentation for projects utilizing HUD/CDBG funding.	Buildings	2008	950	1,263	133%	Staff completed more Section 106 Reviews than originally projected.
					2009	950	1,332	140%	
	2010				950				
	2011				950	0	0%		
	2012				950	0	0%		
	N/A								
<b>5-Year Goal</b>						<b>4,750</b>			
DEV	Historic Preservation	CDBG	Grants for housing repair and rehabilitation in low income National Register and City Landmark Historic Districts in CDBG target neighborhoods.	Housing	2008	0	0	0%	N/A
					2009	10	0	0%	
	2010				10				
	2011				10	0	0%		
	2012				10	0	0%		
	N/A								
<b>5-Year Goal</b>						<b>40</b>			



**CITY OF DALLAS - PROGRAM YEARS 2008-2012 CONSOLIDATED PLAN  
TABLE 3A - SUMMARY OF SPECIFIC ANNUAL OBJECTIVES AND OUTCOMES**

Dept	Project Name/Specific Objective	Funds Source	Outcome	Accomplishment Type	Program Year	Numbers		Percent Complete	Program Year 2010-11 Comments
						Proposed	Actual		
DEV	Historic Preservation	CDBG	Conduct National Register Surveys and research to update the City's National Register Historic Districts.	Buildings and Sites	2008	1,155	681	59%	N/A
	N/A				2009	1,155	0	0%	
					2010	750			
					2011	500	0	0%	
					2012	500	0	0%	
<b>5-Year Goal</b>						<b>4,060</b>			
<b>FAIR HOUSING</b>									
OFS	Fair Housing	CDBG	Housing assistance inquiries processed and/or referred annually.	People	2008	1,200	1,312	109%	Number of inquires have grown as citizen's and other agencies have become more aware of services offered by the Dallas Fair Housing Office.
	N/A				2009	1,200	1,469	122%	
					2010	1,200	1,462	122%	
					2011	1,200	0	0%	
					2012	1,200	0	0%	
<b>5-Year Goal</b>						<b>6,000</b>			
OFS	Fair Housing	CDBG	Investigate discrimination complaints of violations of the Fair Housing Ordinance.	Complaints	2008	70	78	111%	Investigations have increased due to a larger number of cases referred by HUD and overall increase in the number of complaints.
	N/A				2009	70	100	143%	
					2010	70	104	149%	
					2011	70	0	0%	
					2012	70	0	0%	
<b>5-Year Goal</b>						<b>350</b>			
OFS	Fair Housing	CDBG	Provide fair housing education and outreach.	Events	2008	70	96	137%	Decrease is due to less events scheduled
	N/A				2009	70	124	177%	
					2010	70	42	60%	
					2011	70	0	0%	
					2012	70	0	0%	
<b>5-Year Goal</b>						<b>350</b>			
OFS	Fair Housing	CDBG	Approve and monitor Affirmative Fair Housing Marketing Plans (AFHMO) for city assisted housing programs and projects.	Housing Complexes	2008	38	42	111%	No explanation required
	N/A				2009	38	39	103%	
					2010	38	40	105%	
					2011	38	0	0%	
					2012	38	0	0%	
<b>5-Year Goal</b>						<b>190</b>			

*This page intentionally left blank.*

## 12. MAPS

*This page intentionally left blank.*

# **MAPS**

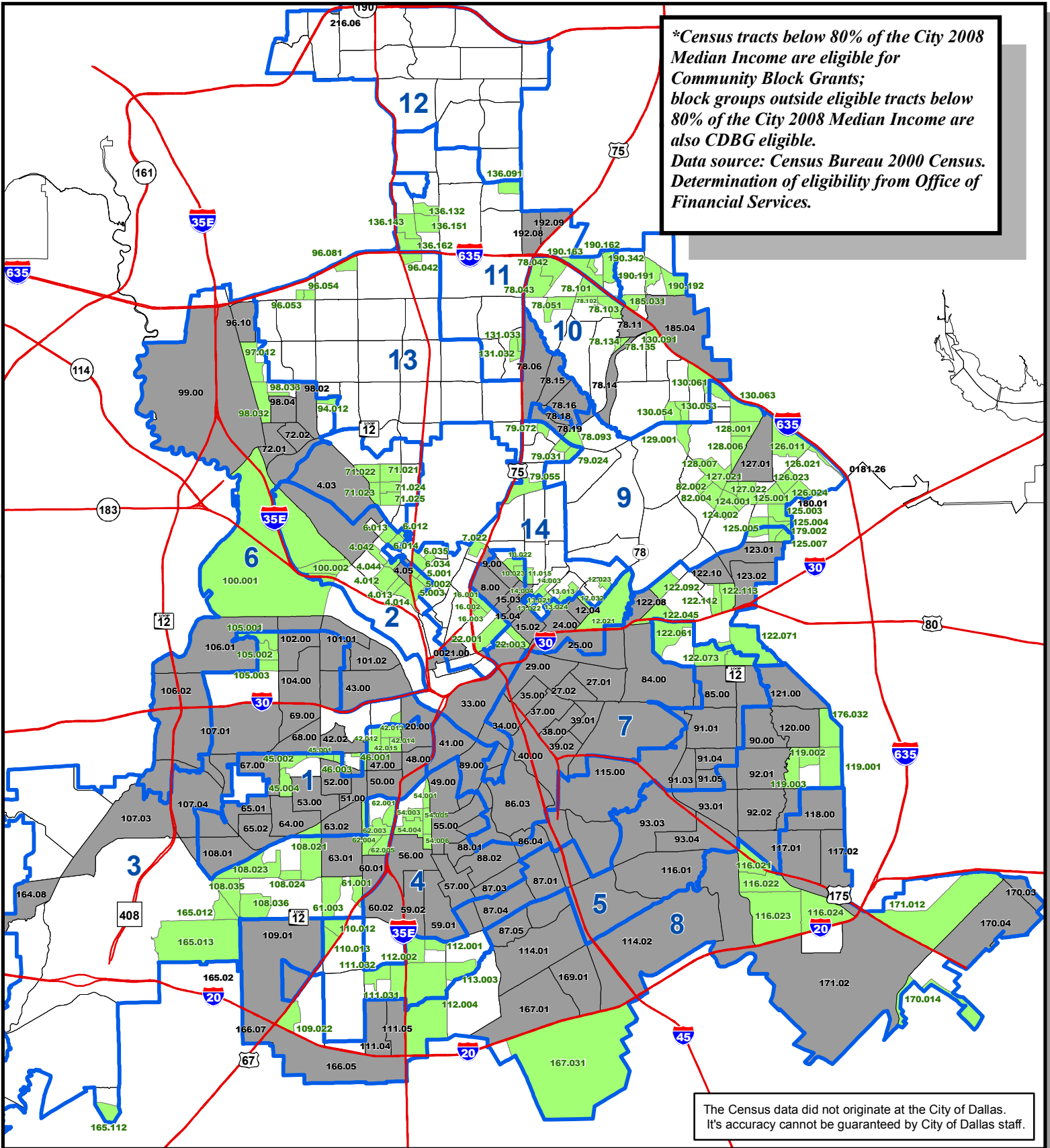
## **2010 Census Tracts**

---

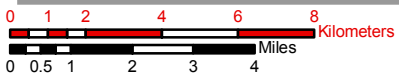
- **CD Eligible Census Tracts and Block Groups**
- **Minority Population Greater Than 50%**
- **Percentage of Black Population**
- **Percentage of Hispanic Population**
- **Neighborhood Investment Program**

*This page intentionally left blank.*

*\*Census tracts below 80% of the City 2008 Median Income are eligible for Community Block Grants; block groups outside eligible tracts below 80% of the City 2008 Median Income are also CDBG eligible. Data source: Census Bureau 2000 Census. Determination of eligibility from Office of Financial Services.*



The Census data did not originate at the City of Dallas. It's accuracy cannot be guaranteed by City of Dallas staff.



Data Source:  
 Roads: City Limits; Lakes - City of Dallas Public Works GIS Division  
 Census Block Groups & Tracts - North Central Texas Council of Governments  
 CDBG Categories - Office of Financial Service  
 Community Development Division

*This data is believed to be correct, but its accuracy cannot be guaranteed. It is the users' responsibility to confirm the accuracy of this data. Please contact the original creators of this data for questions pertaining to its use. Information about this data can be viewed in the metadata file associated with it. If you have any questions please contact the City of Dallas Infrastructure and Management/GIS Division*

Projected coordinate system name: **City of Dallas 2010 CAVR**  
 NAD\_1983\_StatePlane\_Texas\_North\_Central\_FIPS\_4202\_Feet  
 Geographic coordinate system name: GCS\_North\_American\_1983

# CD Eligible Census Tracts and Block Groups



Thursday, December 10, 2009 9:45:07 AM  
 File Location: \\GIS\GIS\Projects\2009\1208\_1068\_CDBG\_Whitire\CDBG\_Elig\_Areas\_1208098.mxd  
 Prepared By: Kevin S. ...  
 Property of: City of Dallas Enterprise GIS  
 For illustrative purposes only.

### Legend

- Highways
- Council Districts
- CDBG Eligible Tracts
- CD Eligible Block Group
- 2000 Census tracts

<b>CDBG ELIGIBLE TRACKS</b>				
0004.03	0043.00	0078.06	0093.01	0117.02
0004.05	0047.00	0078.11	0093.03	0118.00
0008.00	0048.00	0078.14	0093.04	0120.00
0009.00	0049.00	0078.15	0096.10	0121.00
0012.04	0050.00	0078.16	0098.02	0122.08
0015.02	0051.00	0078.18	0098.04	0122.10
0015.03	0052.00	0078.19	0099.00	0123.01
0015.04	0053.00	0084.00	0101.01	0123.02
0020.00	0055.00	0085.00	0101.02	0127.01
0021.00	0056.00	0086.03	0102.00	0164.08
0024.00	0057.00	0086.04	0104.00	0165.02
0025.00	0059.01	0087.01	0106.01	0166.05
0027.01	0059.02	0087.03	0106.02	0166.07
0027.02	0060.01	0087.04	0107.01	0167.01
0029.00	0060.02	0087.05	0107.03	0169.01
0033.00	0063.01	0088.01	0107.04	0170.03
0034.00	0063.02	0088.02	0108.01	0170.04
0035.00	0064.00	0089.00	0109.01	0171.02
0037.00	0065.01	0090.00	0111.04	0180.01
0038.00	0065.02	0091.01	0111.05	0181.26
0039.01	0067.00	0091.03	0114.01	0185.04
0039.02	0068.00	0091.04	0114.02	0192.08
0040.00	0069.00	0091.05	0115.00	0192.09
0041.00	0072.01	0092.01	0116.01	0216.06
0042.02	0072.02	0092.02	0117.01	

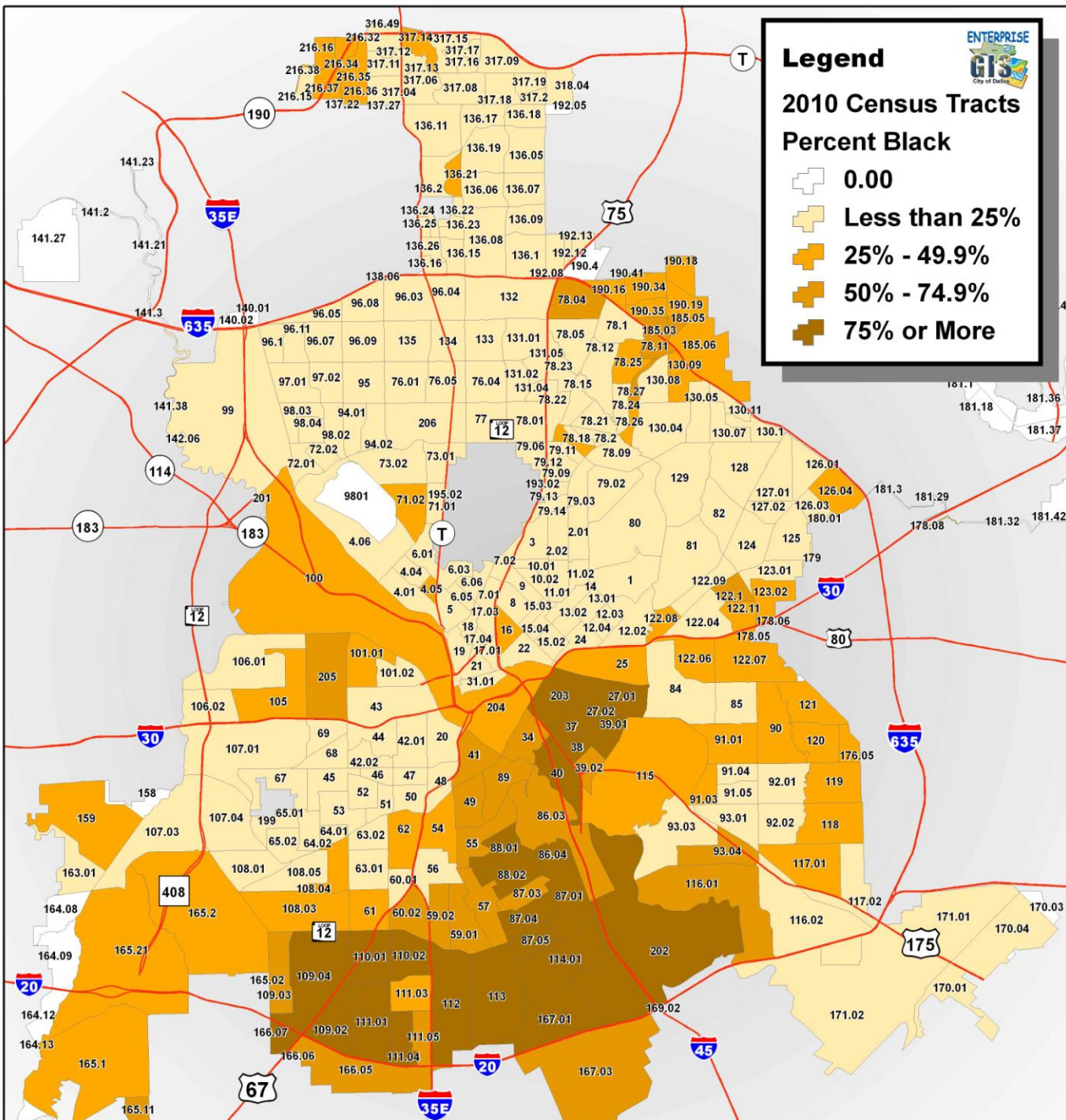
<b>CD ELIGIBLE BLOCK GROUPS</b>			
0004.012	0046.003	0098.033	0125.005
0004.013	0054.001	0100.001	125
0004.014	0054.003	0100.002	0126.011
0004.042	0054.004	0105.001	0126.021
0004.044	0054.005	0105.002	0126.023
0005.001	0054.006	0105.003	0126.024
0005.002	0061.001	0108.021	0127.021
0005.003	0061.003	0108.023	0127.022
0006.012	0062.001	0108.024	0128.001
0006.013	0062.003	0108.035	0128.006
0006.014	0062.004	0108.036	0128.007
0006.034	0062.005	0109.022	0129.001
0006.035	0071.021	0110.012	0130.053
0007.022	0071.022	0110.013	0130.054
0010.022	0071.023	0111.031	0130.061
0010.023	0071.024	0111.032	0130.063
0011.015	0071.025	0112.001	0130.091
0012.021	0078.042	0112.002	0131.032
0012.023	0078.043	0112.004	0131.033
0012.032	0078.051	0113.003	0136.091
0013.013	0078.093	0116.021	0136.132
0013.021	0078.101	0116.022	0136.143
0013.022	0078.102	0116.023	0136.151
0013.024	0078.103	0116.024	0136.162
0014.003	0078.134	0119.001	0165.012
0014.004	0078.135	0119.002	0165.013
0016.001	0079.024	0119.003	0165.112
0016.002	0079.031	0122.045	0167.031
0016.003	0079.055	0122.061	0170.014
0022.001	0079.072	0122.071	0171.012
0022.003	0082.002	0122.073	0176.032
0042.012	0082.004	0122.092	0179.002
0042.013	0094.012	0122.112	0185.031
0042.014	0096.042	0122.113	0190.162
0042.015	0096.053	0124.001	0190.163
0045.001	0096.054	0124.002	0190.191
0045.002	0096.081	0125.001	0190.192
0045.004	0097.012	0125.003	0190.342
0046.001	0098.032	0125.004	



**Legend**

**2010 Census Tracts  
Percent Black**

- 0.00
- Less than 25%
- 25% - 49.9%
- 50% - 74.9%
- 75% or More



**Citywide % of Population  
Black = 25.0%**  
Census Bureau 2010 Census



The following summarizes the allocation that was undertaken by the City of Dallas to distribute multi-race respondents in accordance with those guidelines:

1. All multi-race persons of two races being white and a minority race are allocated to the minority race;
2. All multi-race persons of mixed minority races, not including white as a race, are allocated alternately between the identified minority races, in the order of largest identified race category to smallest until the population is exhausted; and
3. All multi-race persons of three or more races with white as one race are allocated alternately between identified race groups, exclusive of white, in the order of largest identified minority race category to smallest until the population is exhausted.

Data Source:  
Census Tracts - U.S. Census Bureau  
Freeways - Enterprise GIS Dallas

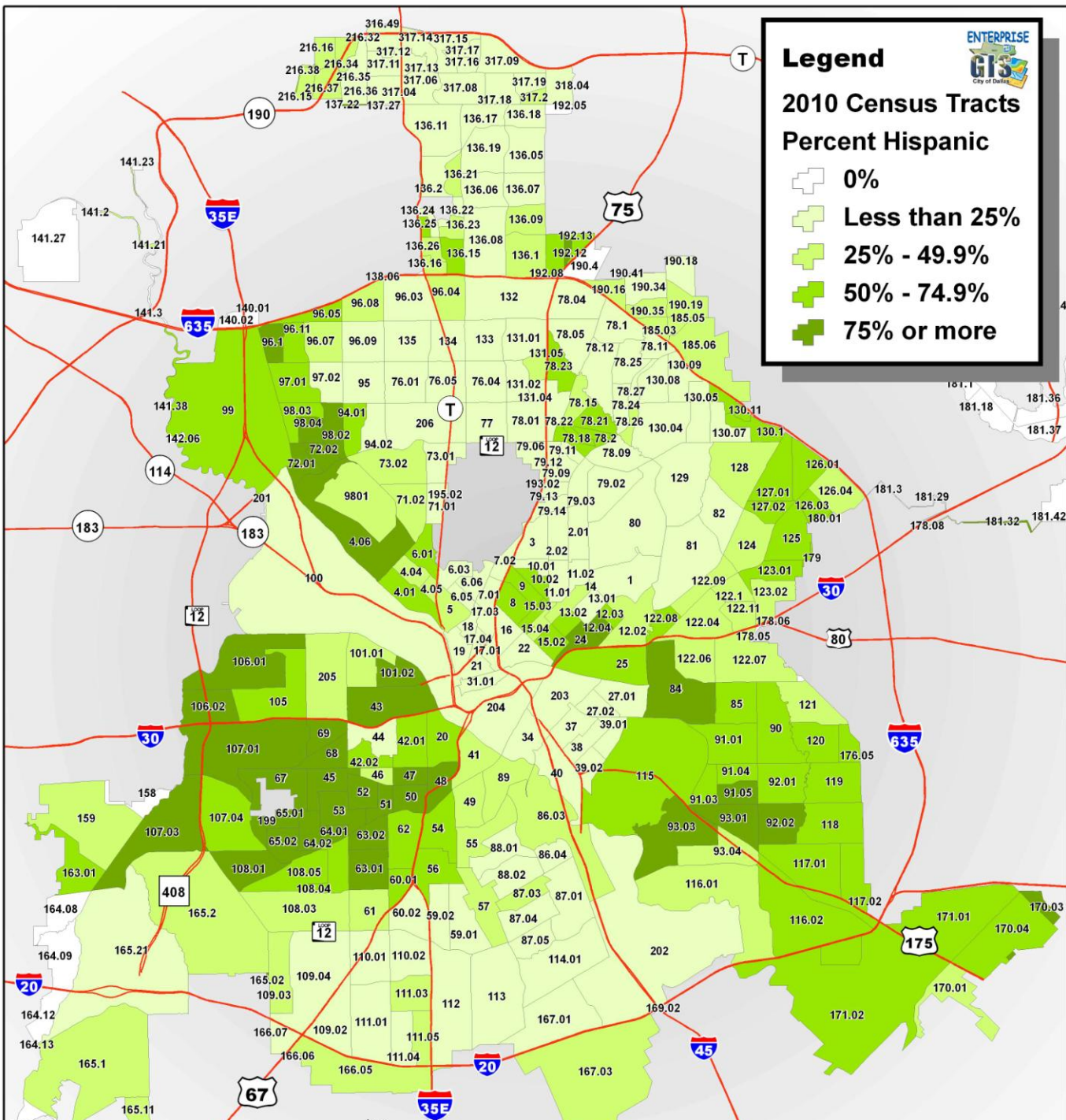
This data is believed to be correct, but its accuracy cannot be guaranteed. It is the users' responsibility to confirm the accuracy of this data. Please contact the original creators of this data for questions pertaining to its use. Information about this data can be viewed in the metadata file associated with it. If you have any questions please contact the City of Dallas Enterprise GIS Management/GIS Division

**Percentage of Black Population  
By Census Tract 2010  
City of Dallas**

**Legend**

**2010 Census Tracts  
Percent Hispanic**

- 0%
- Less than 25%
- 25% - 49.9%
- 50% - 74.9%
- 75% or more



**Citywide % of Population  
Hispanic = 42.4%**  
Census Bureau 2010 Census



The following summarizes the allocation that was undertaken by the City of Dallas to distribute multi-race respondents in accordance with those guidelines:

1. All multi-race persons of two races being white and a minority race are allocated to the minority race;
2. All multi-race persons of mixed minority races, not including white as a race, are allocated alternately between the identified minority races, in the order of largest identified race category to smallest until the population is exhausted; and
3. All multi-race persons of three or more races with white as one race are allocated alternately between identified race groups, exclusive of white, in the order of largest identified minority race category to smallest until the population is exhausted.

Data Source:  
Census Tracts - U.S. Census Bureau  
Freeways - Enterprise GIS Dallas

This data is believed to be correct, but its accuracy cannot be guaranteed. It is the users' responsibility to confirm the accuracy of this data. Please contact the original creators of this data for questions pertaining to its use. Information about this data can be viewed in the metadata file associated with it. If you have any questions please contact the City of Dallas Enterprise GIS Management/GIS Division

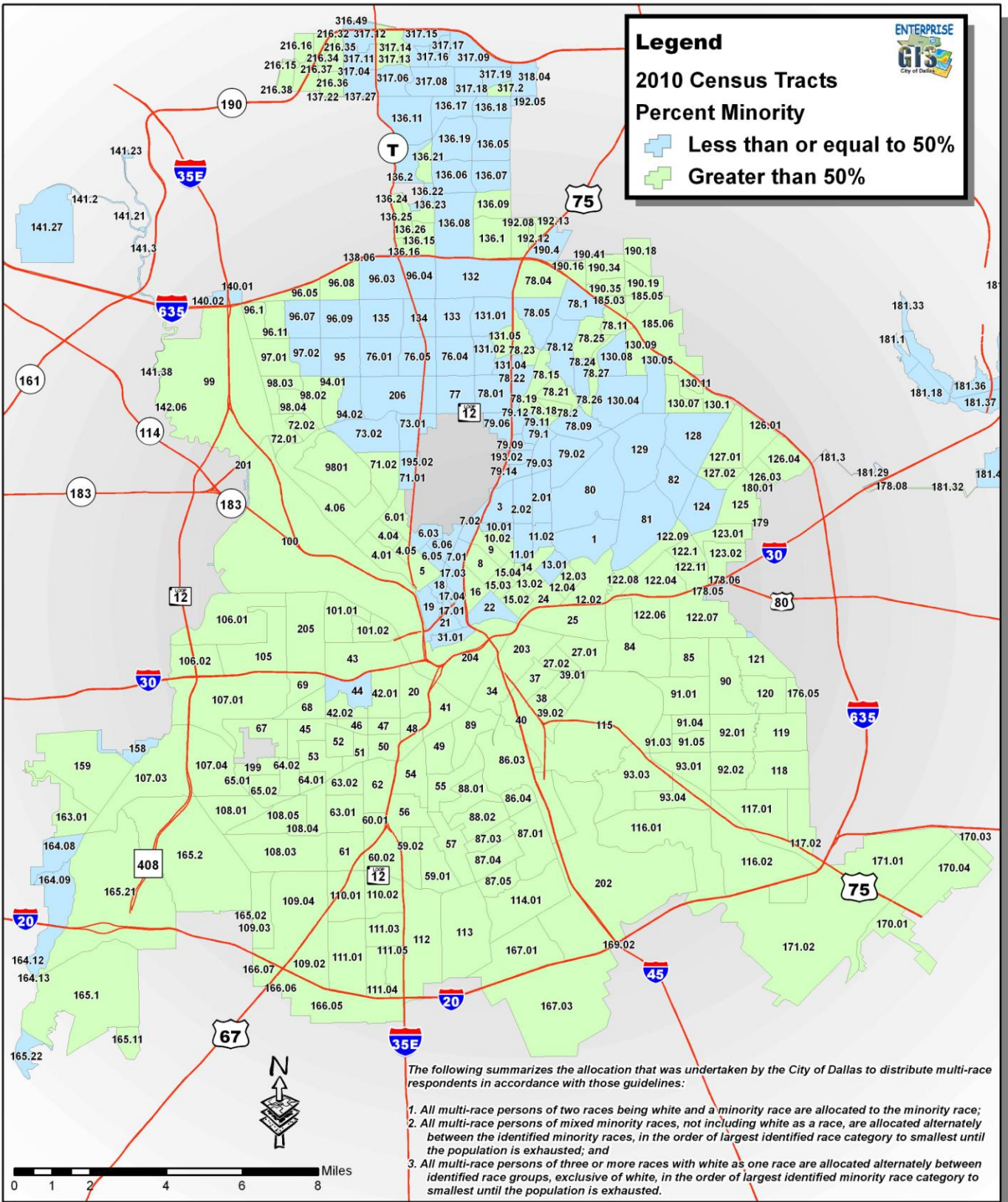
**Percentage of Hispanic Population  
By Census Tract 2010  
City of Dallas**

**Legend**

**2010 Census Tracts**

**Percent Minority**

- Less than or equal to 50%
- Greater than 50%



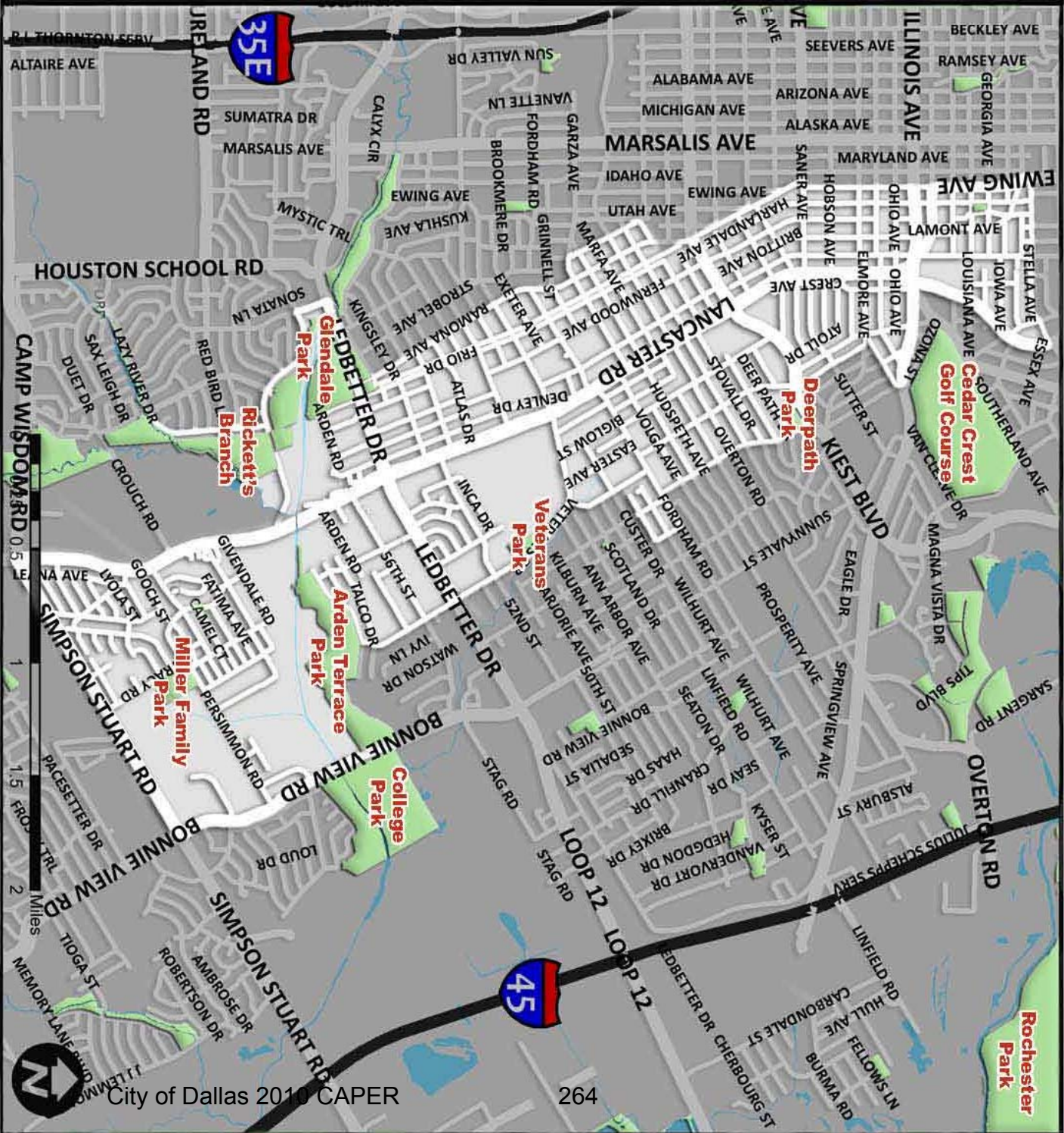
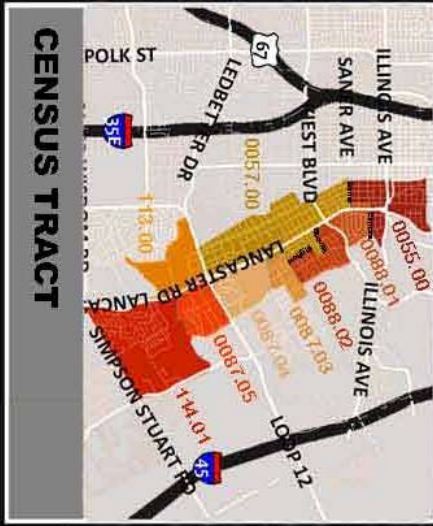
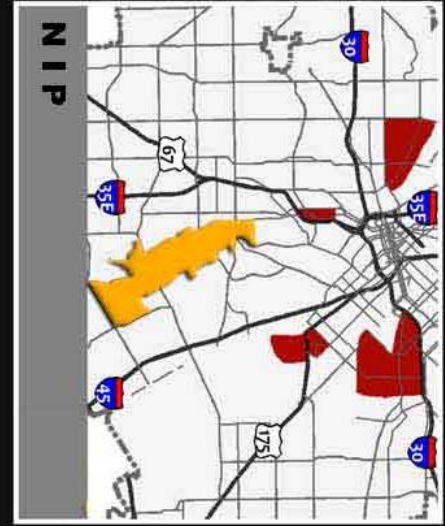
Data Source:  
 Census Tracts - U.S. Census Bureau  
 Freeways - Enterprise GIS Dallas

This data is believed to be correct, but its accuracy cannot be guaranteed. It is the users' responsibility to confirm the accuracy of this data. Please contact the original creators of this data for questions pertaining to its use. Information about this data can be viewed in the metadata file associated with it. If you have any questions please contact the City of Dallas Enterprise GIS Management/GIS Division

# Minority Population Greater than 50% By Census Tract 2010 City of Dallas

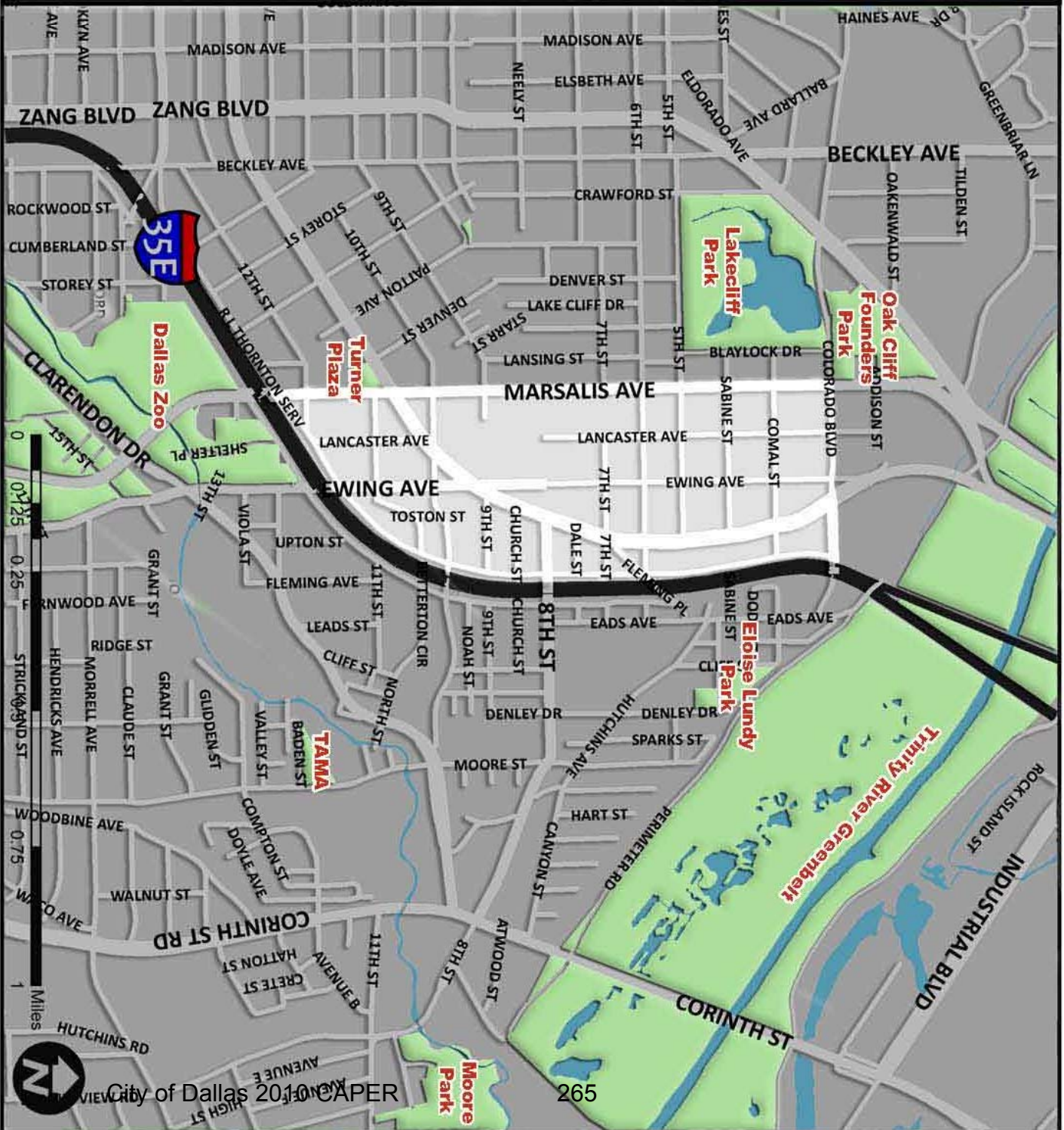
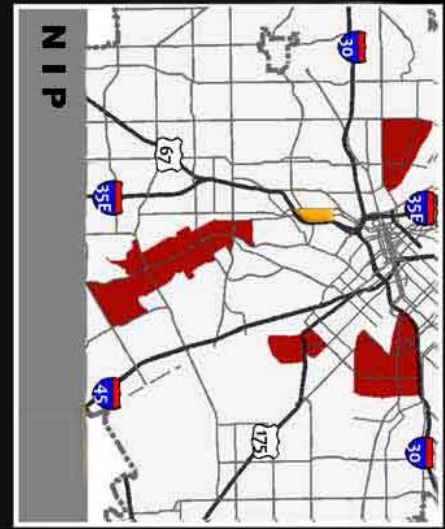
# NEIGHBORHOOD INVESTMENT PROGRAM

# LANCASTER CORRIDOR



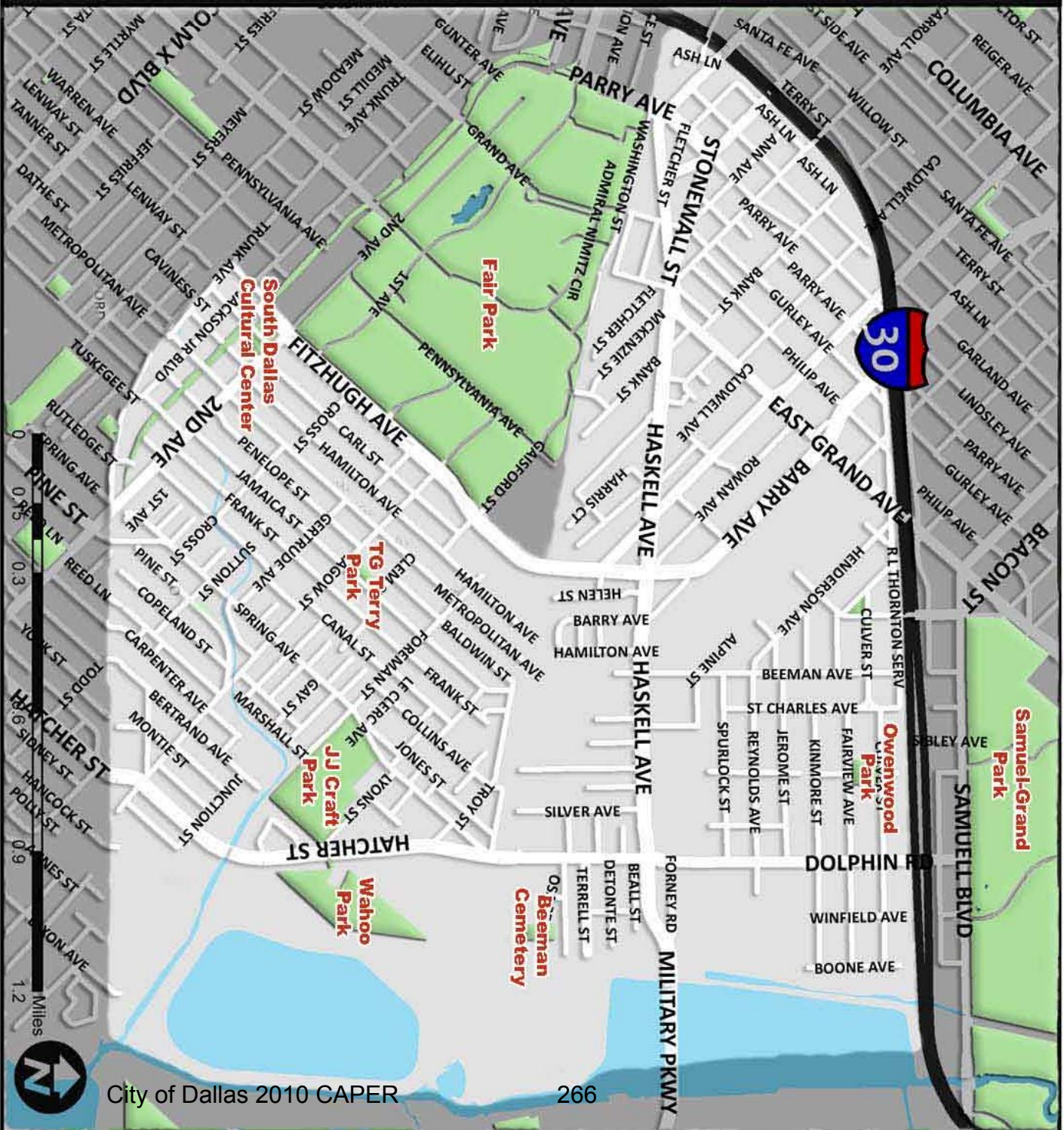
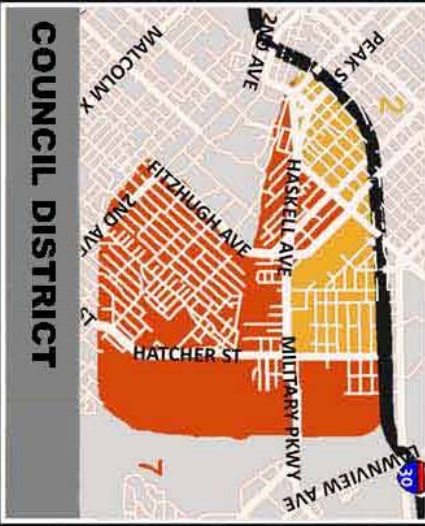
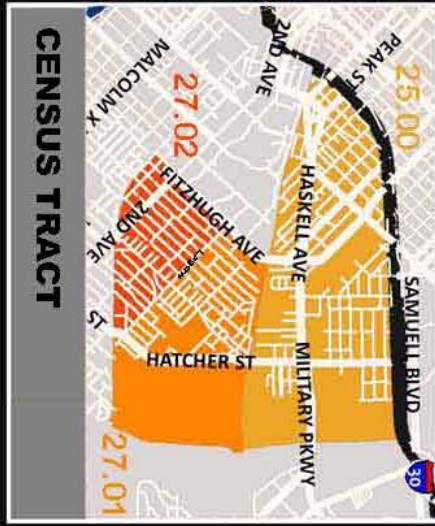
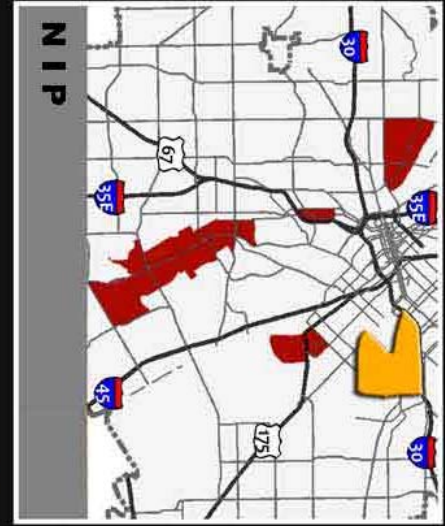
**NEIGHBORHOOD INVESTMENT PROGRAM**

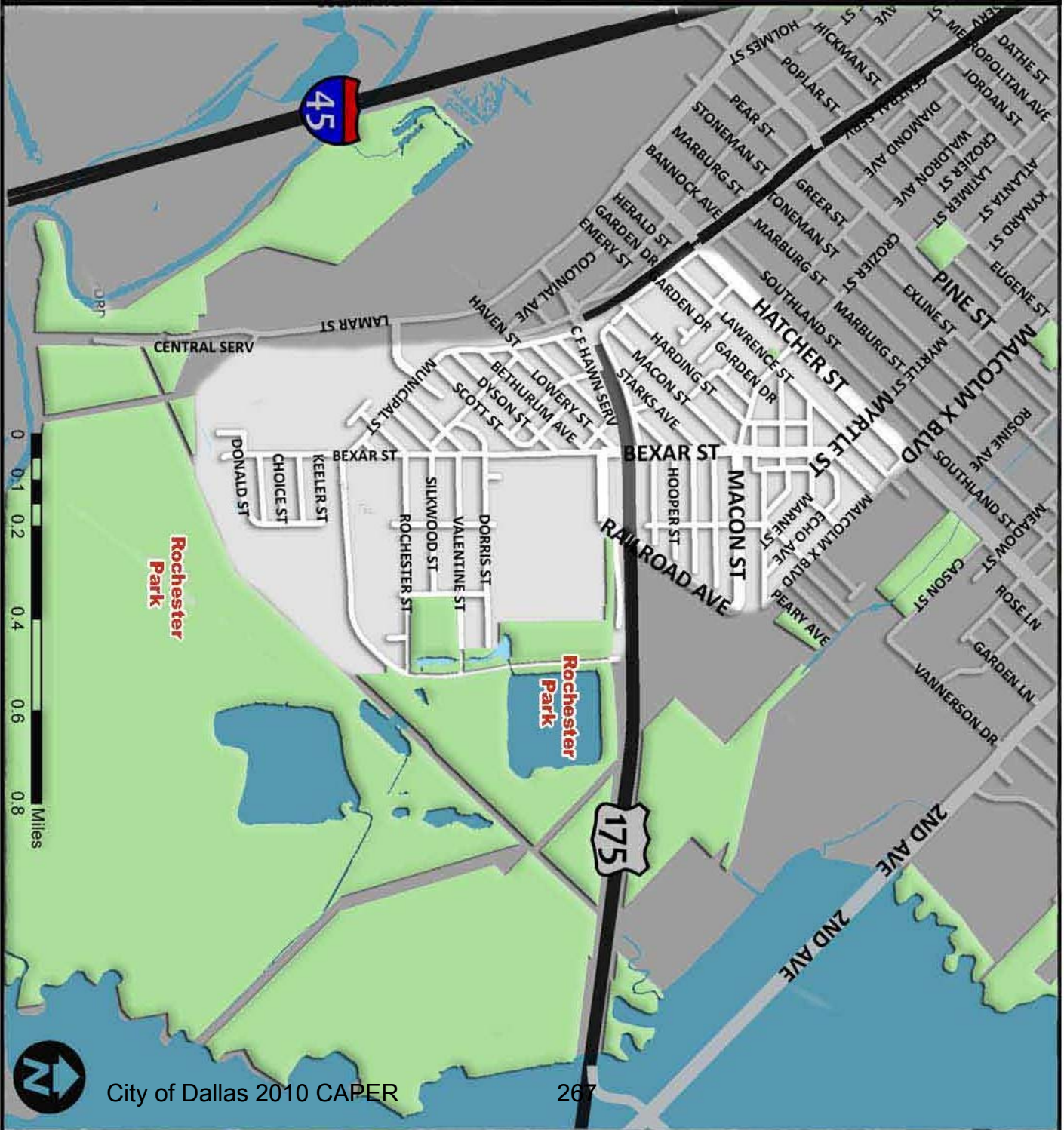
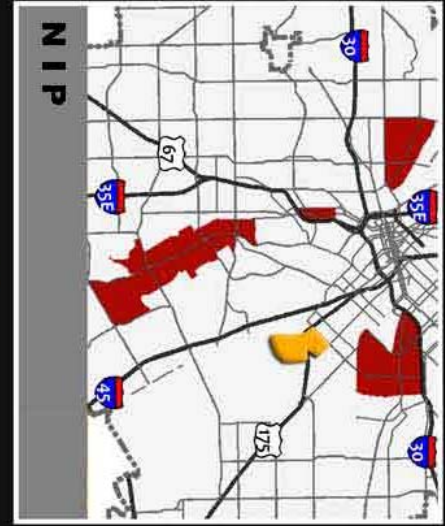
**NORTH OAK CLIFF/MARSALIS AVE**



# NEIGHBORHOOD INVESTMENT PROGRAM

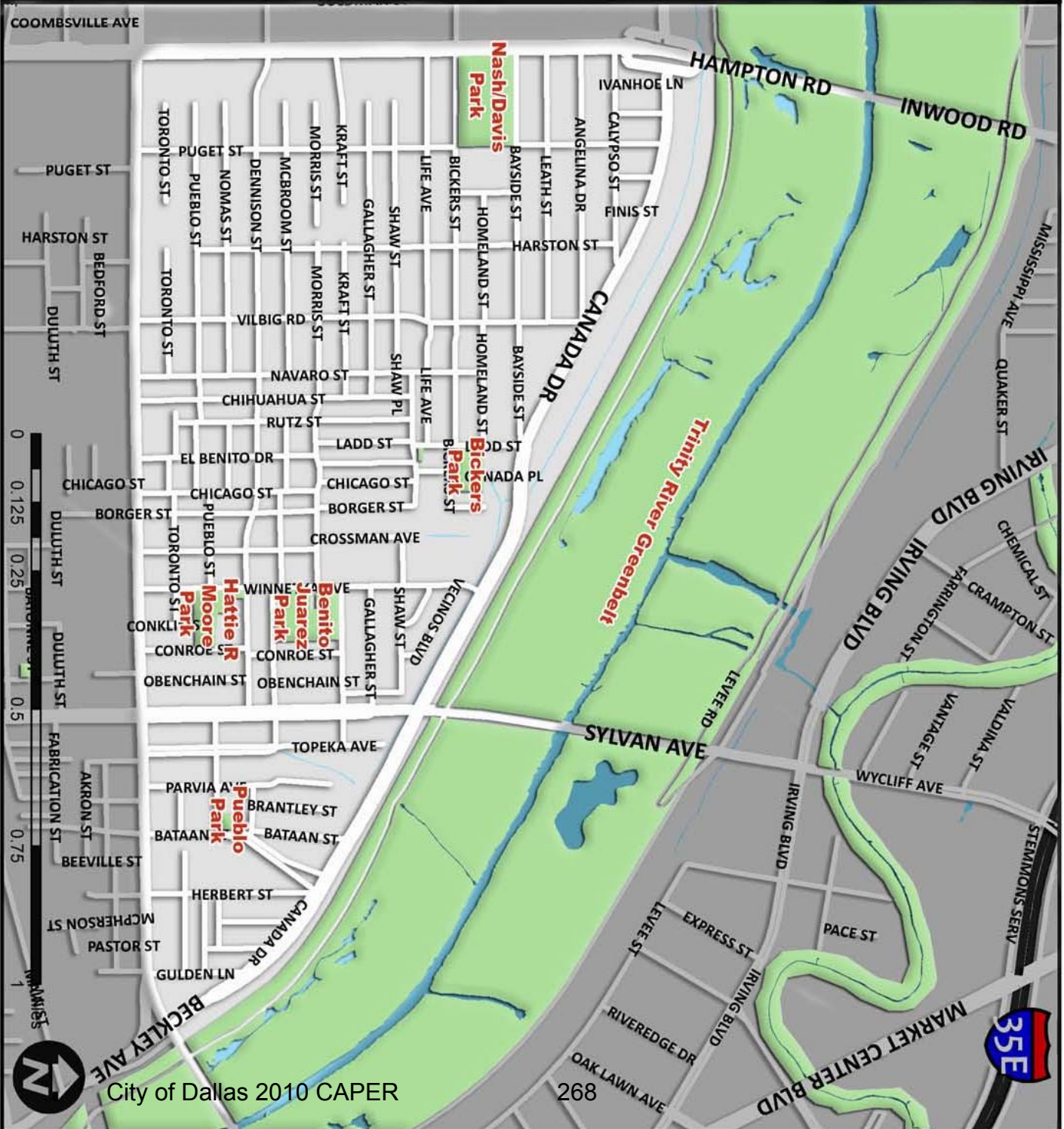
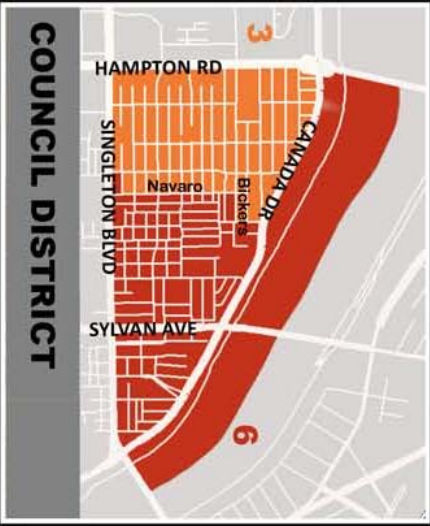
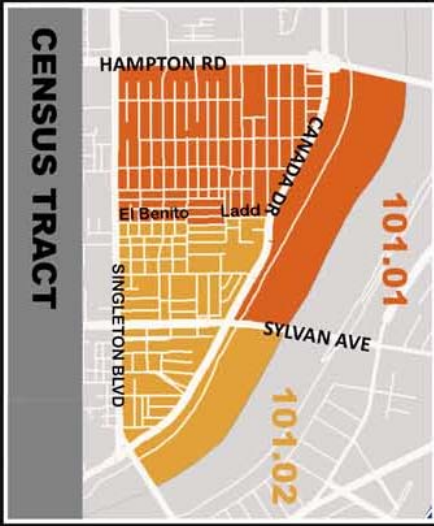
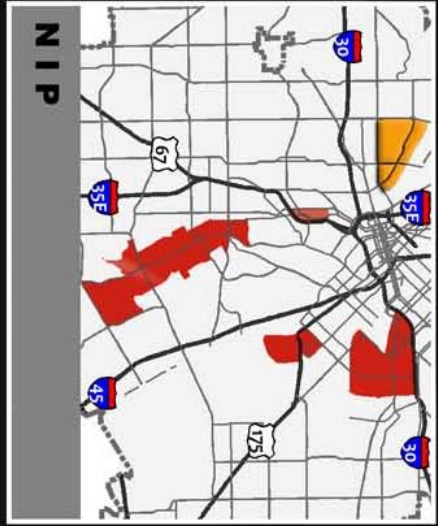
# SOUTH DALLAS/FAIR PARK





# NEIGHBORHOOD INVESTMENT PROGRAM

# WEST DALLAS



City of Dallas 2010 CAPER



## **13. SUMMARY OF ACCOMPLISHMENTS (IDIS REPORT PR83)**

*This page intentionally left blank.*

Public Facilities and Infrastructure

	Create Suitable Living			Provide Decent Housing			Create Economic Opportunities			Total
	Access	Afford	Sustain	Access	Afford	Sustain	Access	Afford	Sustain	
-----										
Number of Persons Assisted										
with new access to a facility	0	0	0	0	0	0	0	0	0	0
with improved access to a facility	12,335	0	31,915	0	0	0	0	0	0	44,250
with access to a facility that is no longer substandard	0	0	0	0	0	0	0	0	0	0
-----										
Totals :	12,335	0	31,915	0	0	0	0	0	0	44,250

Number of Households Assisted

with new access to a facility	0	0	0	0	0	0	0	0	0	0
with improved access to a facility	0	0	0	0	0	0	0	0	0	0
with access to a facility that is no longer substandard	0	0	0	0	0	0	0	0	0	0
-----										
Totals :	0	0	0	0	0	0	0	0	0	0

Public Services

	Create Suitable Living			Provide Decent Housing			Create Economic Opportunities			Total
	Access	Afford	Sustain	Access	Afford	Sustain	Access	Afford	Sustain	
-----										
Number of Persons Assisted										
with new (or continuing) access to a service	85,324	0	0	31	0	0	0	0	0	85,355
with improved (or continuing) access to a service	0	0	0	0	0	0	0	0	0	0
with new access to a service that is no longer substandard	0	0	0	0	0	0	0	0	0	0
-----										
Totals :	85,324	0	0	31	0	0	0	0	0	85,355

Public Services (continued)

	Create Suitable Living			Provide Decent Housing			Create Economic Opportunities			Total
	Access	Afford	Sustain	Access	Afford	Sustain	Access	Afford	Sustain	
<hr/>										
Number of Households Assisted										
with new (or continuing) access to a service	0	0	0	0	0	0	0	0	0	0
with improved (or continuing) access to a service	0	0	0	0	0	0	0	0	0	0
with new access to a service that is no longer substandard	0	0	0	0	0	0	0	0	0	0
<hr/>										
Totals :	0	0	0	0	0	0	0	0	0	0

Economic Development

	Create Suitable Living			Provide Decent Housing			Create Economic Opportunities			Total
	Access	Afford	Sustain	Access	Afford	Sustain	Access	Afford	Sustain	
<hr/>										
Total Number of Businesses Assisted	2	0	0	0	0	0	77	3	11	93
Of Total										
New businesses assisted	2	0	0	0	0	0	37	3	9	51
Existing businesses assisted	0	0	0	0	0	0	40	0	2	42
Number of business facades/buildings rehabilitated	0	0	0	0	0	0	0	0	0	0
Assisted businesses that provide a good or service to service area/neighborhood/community	0	0	0	0	0	0	0	0	1	1
Total Number of Jobs Created	0	0	0	0	0	0	0	0	15	15
Types of Jobs Created										
Officials and Managers	0	0	0	0	0	0	0	0	1	1

Economic Development (continued)

	Create Suitable Living			Provide Decent Housing			Create Economic Opportunities			Total
	Access	Afford	Sustain	Access	Afford	Sustain	Access	Afford	Sustain	
Professional	0	0	0	0	0	0	0	0	0	0
Technicians	0	0	0	0	0	0	0	0	0	0
Sales	0	0	0	0	0	0	0	0	0	0
Office and Clerical	0	0	0	0	0	0	0	0	0	0
Craft Workers (skilled)	0	0	0	0	0	0	0	0	2	2
Operatives (semi-skilled)	0	0	0	0	0	0	0	0	1	1
Laborers (unskilled)	0	0	0	0	0	0	0	0	0	0
Service Workers	0	0	0	0	0	0	0	0	2	2
Of jobs created, number with employer sponsored health care benefits	0	0	0	0	0	0	0	0	8	8
Number unemployed prior to taking jobs	0	0	0	0	0	0	0	0	7	7
Total Number of Jobs Retained	0	0	0	0	0	0	0	0	0	0
Types of Jobs Retained	0	0	0	0	0	0	0	0	37	37
Officials and Managers	0	0	0	0	0	0	0	0	4	4
Professional	0	0	0	0	0	0	0	0	5	5

Economic Development (continued)

	Create Suitable Living			Provide Decent Housing			Create Economic Opportunities			Total
	Access	Afford	Sustain	Access	Afford	Sustain	Access	Afford	Sustain	
Technicians	0	0	0	0	0	0	0	0	10	10
Sales	0	0	0	0	0	0	0	0	1	1
Office and Clerical	0	0	0	0	0	0	0	0	6	6
Craft Workers (skilled)	0	0	0	0	0	0	0	0	2	2
Operatives (semi-skilled)	0	0	0	0	0	0	0	0	5	5
Laborers (unskilled)	0	0	0	0	0	0	0	0	4	4
Service Workers	0	0	0	0	0	0	0	0	0	0
Of jobs retained, number with employer sponsored health care benefits	0	0	0	0	0	0	0	0	37	37
Acres of Brownfields Remediated	0	0	0	0	0	0	0	0	0	0

Rehabilitation of Rental Housing

	Create Suitable Living			Provide Decent Housing			Create Economic Opportunities			Total
	Access	Afford	Sustain	Access	Afford	Sustain	Access	Afford	Sustain	
Total LMH* units	0	0	0	0	0	0	0	0	0	0
Total SB*, URG units	0	0	0	0	0	0	0	0	0	0
Of Total, Number of Units										
Made 504 accessible	0	0	0	0	0	0	0	0	0	0
Brought from substandard to standard condition	0	0	0	0	0	0	0	0	0	0
Created through conversion of non-residential to residential buildings	0	0	0	0	0	0	0	0	0	0
Qualified as Energy Star	0	0	0	0	0	0	0	0	0	0
Brought to lead safety compliance	0	0	0	0	0	0	0	0	0	0
Affordable	0	0	0	0	0	0	0	0	0	0
Of Affordable Units										
Number subsidized by another federal, state, local program	0	0	0	0	0	0	0	0	0	0
Number occupied by elderly	0	0	0	0	0	0	0	0	0	0
Number of years of affordability	0	0	0	0	0	0	0	0	0	0
Average number of years of affordability per unit	0	0	0	0	0	0	0	0	0	0
Number designated for persons with HIV/AIDS	0	0	0	0	0	0	0	0	0	0

Rehabilitation of Rental Housing (continued)

	Create Suitable Living			Provide Decent Housing			Create Economic Opportunities			Total
	Access	Afford	Sustain	Access	Afford	Sustain	Access	Afford	Sustain	
Of those, number for the chronically homeless	0	0	0	0	0	0	0	0	0	0
Number of permanent housing units for homeless persons and families	0	0	0	0	0	0	0	0	0	0
Of those, number for the chronically homeless	0	0	0	0	0	0	0	0	0	0

Construction of Rental Housing

	Create Suitable Living			Provide Decent Housing			Create Economic Opportunities			Total
	Access	Afford	Sustain	Access	Afford	Sustain	Access	Afford	Sustain	
Total LMH* units	0	0	0	0	0	0	0	0	0	0
Total SB*, URG units	0	0	0	0	0	0	0	0	0	0
Of Total, Number of 504 accessible units	0	0	0	0	0	0	0	0	0	0
Units qualified as Energy Star	0	0	0	0	0	0	0	0	0	0
Affordable units	0	0	0	0	0	0	0	0	0	0
Of Affordable Units										
Number occupied by elderly	0	0	0	0	0	0	0	0	0	0
Years of affordability	0	0	0	0	0	0	0	0	0	0
Average number of years of affordability per unit	0	0	0	0	0	0	0	0	0	0



Construction of Rental Housing (continued)

	Create Suitable Living			Provide Decent Housing			Create Economic Opportunities			Total
	Access	Afford	Sustain	Access	Afford	Sustain	Access	Afford	Sustain	
Number subsidized with project based rental assistance by another federal, state, or local program	0	0	0	0	0	0	0	0	0	0
Number designated for persons with HIV/AIDS	0	0	0	0	0	0	0	0	0	0
Of those, the number for the chronically homeless	0	0	0	0	0	0	0	0	0	0
Number of permanent housing units for homeless persons and families	0	0	0	0	0	0	0	0	0	0
Of those, the number for the chronically homeless	0	0	0	0	0	0	0	0	0	0

Owner Occupied Housing Rehabilitation

	Create Suitable Living			Provide Decent Housing			Create Economic Opportunities			Total
	Access	Afford	Sustain	Access	Afford	Sustain	Access	Afford	Sustain	
Total LMH* units	0	20	208	17	128	193	0	0	0	566
Total SB*, URG units	0	0	0	0	0	0	0	0	0	0
Of Total, Number of Units Occupied by elderly	0	20	73	0	26	107	0	0	0	226
Brought from substandard to standard condition	0	0	0	0	62	0	0	0	0	62
Qualified as Energy Star	0	1	0	0	59	17	0	0	0	77
Brought to lead safety compliance	0	0	0	0	80	0	0	0	0	80
Made accessible	0	0	0	0	47	0	0	0	0	47

Homebuyer Assistance

	Create Suitable Living			Provide Decent Housing			Create Economic Opportunities			Total
	Access	Afford	Sustain	Access	Afford	Sustain	Access	Afford	Sustain	
Total Households Assisted	0	0	0	482	0	0	0	0	0	482
Of Total: Number of first-time homebuyers	0	0	0	482	0	0	0	0	0	482
Of those, number receiving housing counseling	0	0	0	482	0	0	0	0	0	482
Number of households receiving downpayment/closing costs assistance	0	0	0	146	0	0	0	0	0	146

Development of Homeowner Housing

	Create Suitable Living			Provide Decent Housing			Create Economic Opportunities			Total
	Access	Afford	Sustain	Access	Afford	Sustain	Access	Afford	Sustain	
Total LMH* units	0	0	0	64	0	0	0	0	0	64
Total SB*, URG units	0	0	0	0	0	0	0	0	0	0
Of Total, Number of Affordable units	0	0	0	64	0	0	0	0	0	64
Years of affordability	0	0	0	50	0	0	0	0	0	50
Average number of years of affordability per unit	0	0	0	1	0	0	0	0	0	1
Units qualified as Energy Star	0	0	0	64	0	0	0	0	0	64
504 accessible units	0	0	0	8	0	0	0	0	0	8
Units occupied by households previously living in subsidized housing	0	0	0	10	0	0	0	0	0	10
Of Affordable Units										
Number occupied by elderly	0	0	0	2	0	0	0	0	0	2
Number designated for persons with HIV/AIDS	0	0	0	0	0	0	0	0	0	0
Of those, number for the chronically homeless	0	0	0	0	0	0	0	0	0	0
Number of housing units for homeless persons and families	0	0	0	0	0	0	0	0	0	0
Of those, number for the chronically homeless	0	0	0	0	0	0	0	0	0	0

Housing Subsidies

	Create Suitable Living			Provide Decent Housing			Create Economic Opportunities			Total
	Access	Afford	Sustain	Access	Afford	Sustain	Access	Afford	Sustain	
Total Number of Households	0	0	0	0	0	0	0	0	0	0
Of Total:										
Number of households receiving short-term rental assistance (< = 3 months)	0	0	0	0	0	0	0	0	0	0
Number of households assisted that were previously homeless	0	0	0	0	0	0	0	0	0	0
Of those, number of chronically homeless households	0	0	0	0	0	0	0	0	0	0

Shelter for Homeless Persons

	Create Suitable Living			Provide Decent Housing			Create Economic Opportunities			Total
	Access	Afford	Sustain	Access	Afford	Sustain	Access	Afford	Sustain	
Number of beds created in overnight shelter/other emergency housing	0	0	0	0	0	0	0	0	0	0
Number of homeless persons given overnight shelter	0	0	0	0	0	0	0	0	0	0

Homeless Prevention

	Create Suitable Living			Provide Decent Housing			Create Economic Opportunities			Total
	Access	Afford	Sustain	Access	Afford	Sustain	Access	Afford	Sustain	
Number of Persons Assisted										
that received emergency financial assistance to prevent homelessness	0	0	0	0	0	0	0	0	0	0
that received emergency legal assistance to prevent homelessness	0	0	0	0	0	0	0	0	0	0

**HOME  
INVESTMENT  
PARTNERSHIPS  
PROGRAM  
(HOME)**

*This page intentionally left blank.*

## 14. CONSOLIDATED PLAN STRATEGY

*This page intentionally left blank.*



## 2010-11 Consolidated Plan Strategy

### Assessment of the relationship of the activities carried out under the HOME program to the objectives in the Consolidated Plan Strategy:

The activities carried out in FY 2010-2011 under the City of Dallas' HOME program were consistent with the objectives of the Consolidated Plan Strategy. The City's overall goal is to promote and strengthen the stability, development, revitalization and preservation of Dallas neighborhoods. There are several housing objectives that contribute to helping achieve this goal. These objectives include: 1) increasing homeownership opportunities for very low-income and moderate income renter households; 2) reconstruction of substandard owner-occupied homes; and 3) New construction of affordable homes. The activities carried out under the HOME program by the Housing Department in FY 2010-2011 were consistent with these objectives.

These activities were implemented through three programs: *The Mortgage Assistance Program (MAP)*, *Home Repair Program (HRP)*, and *Community Housing Development Organization (CHDO) Program*. All activities contributed to the objectives in the Consolidated Plan.

OBJECTIVE	ACTIVITY	HOME PROGRAM	HOME UNITS PRODUCED OR ASSISTED	HOME AMOUNT
Increasing homeownership	Home Buyer Assistance	Mortgage Assistance (MAP)	132	\$2,252,514
Reconstruction/SHARE	Substantial Rehab	Home Repair Program	9	\$840,600
Single Family-New Construction	Home Buyer Assistance	Community Housing Development Organizations	29	\$857,786.50

*This page intentionally left blank.*

**EK[ 'QHFCNNCUJ QWUP I 'TEQO O WPK[ 'UGTXKEGUFGRCTVO GPV**

**H[ 4232/4233'O wnkHco h[ 'Rtqlgeu**

**Cu'hlUgrvgo dgt '52.'4233''**

(Updated: 1/26/12)

HFH%	Rtqlgev	Rtqi tco Nqcp'Co qwpv	Hwpf lpi '' Uqwt eg	Rt lqt '[ get u'' Gzr gpf lwt gu	J QO G'qt '' EFDI 'Hwpf u'' Ego o lvgf 'hqt'' H[ 32/33	Co qwpv'' Gzr gpf gf 'lp'' H[ 32/33	%Wpksu'' Ego o lvgf	%Wpksu'' Ego rrgvdf	Eqpwt weklp'' V{rg	
; 969	Ugt gpk{ 'J qwug'Cr wu' 3625'GOMlguv'Drx f '( '362; 'GO' Mlguv'Drx f 0	EJ F Q''*72.222+ '*46O H+	J QO G	&''''''72.22202	&''''''''''''''''''''	&''''''''''''''''''''	46	2	P gy	
32438	Ectr gpvgt)u'Rqlpv'Cr wu	'Nqcp'*& 4: .695+*372O H+	J QO G	&''''''; 4: .69502	&''''''''''''''''''''	&''''''''''''''''''''	372	372	P gy	
32954	742: 'Dgzct'Utggy	Nqcp'*&72.222+*8O H+	J QO G	&''''''72.22202	&''''''72.22202	&''''''72.22202	9	9	P gy	
32955	7425'Dgzct'Utggy	Nqcp'*&9; 8.422+* O H+	J QO G	&''''''8; 8.42202	&''''''9; 8.42202	&''''''9; 8.42202	;	2	P gy	
32794	Drquqo 'I ctf gp 7872'I cuqp"	EJ F Q''*&755.222+	J QO G	&''''''847.22202	&''''''847.22202	&''''''847.22202	34	34	<b>Tg j cd</b>	
32: 47	Gf gth lqpf n[	EJ F Q''*&589.: 88+	J QO G	&''''''''''''''''''''	&''''''5: 6.: 8802	&''''''3: .99: 02	8	2	P gy	
			<b>J QO G'VQVCN</b>			<b>&amp;''4.: 6; .89502</b>	<b>&amp;''4.578.28802</b>	<b>&amp;''3.; ; 2.; 9: 02</b>	<b>42:</b>	<b>38;</b>
; 237	UFE'Ugplqt'Xlmcu''''''''''''''''''''423' Hcp'Y c{''	TFCNRUq0Ugevt'J ui '( 'Geq'' F gx''3.422.222+ '*352'O H+	EF DI	&''''''3.422.22202	&''''''69.6: 8064	&''''''''''''''''''''	352	352	P gy	
9952	Ek{y cmiB 'Cnetf 733'P OCnetf	EJ F Q''TFCNR'*&972.222+ *422'O H+	EF DI	&''''''972.22202	&''''''''''''''''''''	&''''''''''''''''''''	422	422	P gy	
; 569' ; : 99.	Uj ctgf 'J qwulpi	EJ F Q''TFCNR'*&5: 2.222+ *42'O H+	EF DI	&''''''5: 2.22202	&''''''''''''''''''''	&''''''''''''''''''''	42	2	P gy	
9952' : 6; 7	Lvdkgg'Gf gth lqpf n[	EJ F Q''TFCNR'*&72.222+ *37'O H+	EF DI	&''''''362.68702	&''''''72.22202	&''''''''''''''''''''	37	2	P gy	
32736, .	QcniI rpp'Cr wu	TFCNR'*&8; 7.653+ *86'O H+	EF DI	&''''''8; 7.65302	&''''''8; 7.65302	&''''''8; 7.65302	86	2	<b>Tg j cd</b>	
			<b>EF DI 'Vqwr</b>			<b>&amp;''5.387.: ; 802</b>	<b>&amp;''3.4; 4.; 39064</b>	<b>&amp;''''''8; 7.65302</b>	<b>64;</b>	<b>552</b>
				<b>Vqwr</b>	<b>&amp;''5.86: .; : 5064</b>	<b>&amp;''''4.8: 8.62; 02</b>	<b>859</b>	<b>6; ;</b>		

<b>Tg j cd'O wnkro n[ 'Vqwr</b>				<b>&amp;''3.542.65302</b>	<b>&amp;''3.542.65302</b>	<b>&amp;''''3.542.65302</b>	<b>98</b>	<b>34</b>	<b>Tg j cd</b>
---------------------------------	--	--	--	---------------------------	---------------------------	-----------------------------	-----------	-----------	----------------

\* IDIS Activity #9877 will show \$19,459.23 expended. However, this amount was expended on the Kaminski Bexar Street Project for commercial property and not multifamily residential.

\*\* IDIS Activity # 10514 will show a total expended amount of \$701,231.40; However, only \$695,431 was expended on Oak Glen project. The \$5,800 was expended on Section 108 property appraisals : 1) Courtyards at LaReunion Project, 2201 Fort Worth Ave and Orleans at LaReunion Project, 2300 Fort Worth Ave (\$1,800); 2) Lancaster Urban Village Project, SW Quadrant of S. Lancaster Rd & Ann Arbor Ave. (\$2,500); and 3) Shamburger Development, 5630 SMU Blvd (\$1,500).

*This page intentionally left blank.*

**HOME APR**  
**FY2010 - 2011 HOME Multifamily Property Inspections and Monitoring Visits**  
**City of Dallas Housing/Community Services Department**

Project	Council District	Units	HOME Units	Physical Inspection Date	Physical Inspection Status	Affordability Review Date	Findings Resolved
Eban Village Apartments 2900 Park Row	7	110	99	10/6/2011	Passed	11/15/2011	N/A. Pending Review.
Edgewood Manor Apartments 1811 South Boulevard	7	30	12	6/15/2011	Passed	11/17/2011	N/A. Pending Review.
Elderfriendly Duplexes 1425 Cooper	7	10	10	2/25/2011	Passed	11/22/2011	N/A. Pending Review.
Gaston Apartments 5444 Gaston Ave.	14	10	4	12/8/2010	Passed	12/01/2011	N/A. Pending Review.
Gateway 4712 Gaston Ave.	14	33	7	12/8/2010	Passed	12/08/2011	N/A. Pending Review.
Hillcrest House 834 North Marsalis Avenue	1	64	64	12/1/2010	Passed	2/25/2011	No Findings.
Melody Village Apartments 5929- 5951 Melody Lane	13	259	234	N/A	No Inspection	1/27/2011	Property went into foreclosure June 2011. City Attorney handling.
Normandy Apartments 1825 Park Row	2	18	15	6/16/2011	Passed	10/12/2010	Three (3) findings; all cleared.
Oasis I (Town Plaza I) 2755 East Ledbetter Drive	5	188	151	10/20/2011	Passed	12/13/2011	N/A. Pending Review.
Oasis Park (Robin Oaks) 3035 East Ledbetter Drive	5	166	133	10/21/2011	Passed	12/15/2011	N/A. Pending Review.
Pegasus Villas Apartments 7200 Stemmons Freeway	2	156	124	11/8/2011	Passed	8/30/2011	No Findings.
The Pointe Apartments 1803 Grand Ave.	7	10	10	6/16/2011	Passed	11/17/2010	No Findings.
Boulevard Square 2932 South Blvd.	7	4	4	10/21/2011	Failed	10/15/2010	Three (3) findings; all cleared.
Towne Center Apartments 8620 Park Lane	13	392	314	10/31/2011	Passed	8/31/2011	No Findings.

*This page intentionally left blank.*

**DALLAS COUNTY  
FY2010-11 HOME TBRA INSPECTION REPORT**

No	Client ID	Address	Date of Occupancy	Initial Inspection Date	Initial Inspection Status	Annual Reinspection Date	Annual Inspection Status
1	ID-CA5776	3245 Simpson Stuart Rd #2405, Dallas TX 75241	5/12/2010	5/12/2010	PASS	10/5/2010	PASS
2	ID-MA7278	12035 Leisure Way, Dallas, TX 75243	10/6/2010	10/6/2010	PASS	3/7/2011	PASS
3	ID-BA0425	3435 S Polk St #214G, Dallas, TX 75224	10/1/2010	10/1/2010	PASS	3/14/2011	PASS
4	ID-RA2022	4748 St Francis Ave #5103, Dallas, TX 75227	10/18/2010	10/18/2010	PASS	3/9/2011	PASS
5	ID-KB5114	220 Stoneport Dr #12-303, Dallas, TX 75217	7/6/2010	7/6/2010	PASS	11/15/2010	PASS
6	ID-TC9368	5750 Phoenix Dr #23, Dallas, TX 75231	10/13/2010	10/13/2010	PASS	3/7/2011	PASS
7	ID-SC0702	9750 Lake June Rd #1014, Dallas, TX 75217	10/1/2010	10/1/2010	PASS	3/9/2011	PASS
8	ID-JE3839	3800 S Tyler St #125, Dallas, TX 75224	10/4/2010	10/4/2010	PASS	3/14/2011	PASS
9	ID-ME6734	2205 Empire Central #214, Dallas, TX 75235	7/26/2010	7/26/2010	PASS	11/15/2010	PASS
10	ID-CF1202	3245 Simpston Stuart Rd #1401, Dallas, TX 75241	10/5/2010	10/5/2010	PASS	3/14/2011	PASS
11	ID-CG7211	9727 Whitehurst Dr #115, Dallas, TX 75243	6/25/2010	6/25/2010	PASS	10/6/2010	PASS
12	ID-RH5980	2833 Community Dr #217, Dallas, TX 75220	10/6/2010	10/6/2010	PASS	3/7/2011	PASS
13	ID-BJ6422	3900 Investor Dr #513, Dallas, TX 75237	5/24/2010	5/24/2010	PASS	10/15/2010	PASS
14	ID-CJ8609	7407 Chaucer Place #C, Dallas, TX 75237	10/4/2010	10/4/2010	PASS	3/14/2011	PASS
15	ID-HJ6681	9855 Shadow Way #1114, Dallas, TX 75243	4/19/2010	4/19/2010	PASS	9/7/2010	PASS
16	ID-DJ2898	5337 Mommouth #102, Dallas, TX 75211	4/23/2010	4/23/2010	PASS	9/9/2010	PASS
17	ID-KJ0805	5480 Preakness Lane #837, Dallas, TX 75211	10/15/2010	10/15/2010	PASS	3/16/2011	PASS
18	ID-SJ8068	13700 C F Hawn Frwy #P-136, Dallas, TX 75253	5/21/2010	5/21/2010	PASS	10/15/2010	PASS
19	ID-TL5174	14222 Dallas Parkway #1073, Dallas, TX 75254	5/10/2010	5/20/2010	PASS	10/6/2010	PASS
20	ID-SL3415	6800 S Cockrell Rd #403, Dallas, TX 75236	10/15/2010	10/15/2010	PASS	3/16/2011	PASS
21	ID-RM3508	8613 Old Hickory Tr #403, Dallas, TX 75237	10/13/2010	10/13/2010	PASS	3/16/2011	PASS
22	ID-LM5146	3015 E Ledbetter Dr #2323, Dallas, TX 75216	5/13/2010	5/13/2010	PASS	10/5/2010	PASS
23	ID0LM5989	6800 S Cockrell Hill Rd #409, Dallas, TX 75236	8/6/2010	8/6/2010	PASS	10/15/2010	PASS
24	ID-RM2538	2805 E Ledbetter Dr #406, Dallas, TX 75216	9/1/2010	9/1/2010	PASS	2/18/2011	PASS
25	ID-LN9578	6811 Clark Ridge Dr #2104A, Dallas, TX 75236	10/6/2010	10/6/2010	PASS	3/14/2011	PASS
26	ID-SP9366	8410 S Westmoreland #1201, Dallas, TX 75237	4/23/2010	4/23/2010	PASS	9/9/2010	PASS

**DALLAS COUNTY  
FY2010-11 HOME TBRA INSPECTION REPORT**

No	Client ID	Address	Date of Occupancy	Initial Inspection Date	Initial Inspection Status	Annual Reinspection Date	Annual Inspection Status
27	IDRP3607	4007 Druid Hills Dr #204, Dallas, TX 75224	7/1/2010	7/1/2010	PASS	11/16/2010	PASS
28	ID-SR8734	1846 John West Rd #250, Dallas, TX 75228	6/15/2010	6/15/2010	PASS	10/18/2010	PASS
29	ID-SS0510	4312 Carpenter Ave #277, Dallas, TX 75210	10/1/2010	10/4/2010	PASS	3/9/2011	PASS
30	ID-SS0404	3245 Simpson Stuart Rd #2604, Dallas TX 75241	6/25/2010	6/25/2010	PASS	11/16/2010	PASS
31	ID-CS9773	3550 E Overton Rd #2243, Dallas, TX 75216	10/1/2010	10/1/2010	PASS	3/14/2011	PASS
32	ID-BS1871	12940 Audelia Rd #250, Dallas, TX 75243	5/12/2010	5/12/2010	PASS	10/6/2010	PASS
33	ID-BT5385	11480 Audelia Rd #144, Dallas, TX 75243	3/29/1010	3/29/2010	PASS	9/9/2010	PASS
34	ID-ST8062	3130 Stag Rd #5001, Dallas, TX 75241	10/13/2010	10/13/2010	PASS	3/16/2011	PASS
35	ID-TT8784	8613 Old Hickory Tr #1203, Dallas, TX 75237	10/18/2010	10/18/2010	PASS	3/16/2011	PASS
36	ID-WT7701	3800 S Tyler St #287, Dallas, TX 75224	10/5/2010	10/5/2010	PASS	3/14/2011	PASS
37	ID-AW1307	2121 Empire Central #115, Dallas, TX 75235	5/13/2010	5/13/2010	PASS	10/15/2010	PASS
38	ID-CW1005	4011 S Malcolm X Blvd #119, Dallas, TX 75215	6/16/2010	6/16/2010	PASS	11/10/2010	PASS
39	ID-KW4812	3609 S Central Expwy #212, Dallas, TX 75215	8/24/2010	8/24/2010	PASS	1/13/2011	PASS
40	ID-CW6858	9302 Forest Lane #F210, Dallas, TX 75243	6/16/2010	6/16/2010	PASS	10/6/2010	PASS
41	ID-CW8154	7339 Chaucer Place #D, Dallas, TX 75237	9/1/2010	9/1/2010	PASS	2/18/2011	PASS
42	ID-DW6124	5333 Monmouth Lane #21-101, Dallas, TX 75211	5/7/2010	5/7/2010	PASS	10/15/2010	PASS
43	ID-KW7560	8560 Park Lane #74, Dallas, TX 75231	10/5/2010	10/5/2010	PASS	3/7/2011	PASS
44	ID-RW5005	3808 Agnes Ave #A, Dallas, TX 75210	9/8/2010	9/8/2010	PASS	2/18/2011	PASS
45	ID-NW4228	3900 Investor Dr #1021, Dallas, TX 75237	6/4/2010	6/4/2010	PASS	10/15/2010	PASS



**CITY OF DALLAS - HOMELESS SERVICES (PROJECT RECONNECT)  
FY2010-11 HOME TBRA INSPECTION REPORT**

	CLIENT CODE	CLIENT'S ADDRESS	PROGRAM ENTRY DATE	INITIAL INSPECTION DATE	Pass or Fail	ANNUAL INSPECTION DUE DATE	REINSPECTION	Pass or Fail
1	RA-1001	4321 Congress Ave#238; Dallas, Tx 75219	07/22/10	7/22/2010	P	07/22/11	7/12/2011	P
2	RB-1002	9302 Forest LN # F-206; Dallas, TX 75243	08/04/10	8/4/2010	P	08/04/11	7/25/2011	PASS
3	RB-1003	2904 Douglas #203; Dallas, TX 75219	12/30/08	12/29/2008	P	12/29/09	Relocated	Relocated
	RB-1003	4202 Bowser Ave # 105; Dallas, TX 75219	11/01/09	10/25/2009	P	10/25/10	10/25/2010	Pass
4	RB-1004	3711 Dilido Rd. # 217; Dallas, Tx 75228	07/23/10	7/23/2010	P	07/23/11	Exit	EXIT
5	JB-1005	3550 St. Francis # 111; Dalals, Tx 75228	07/08/11	7/6/2011	P	07/06/12	Not Due	N/A
6	RC-1006	9845 Senate St #2100; Dallas, TX 75228	09/01/10	9/1/2010	P	09/01/11	Exit	EXIT
7	EC-1007	2612 Throckmorton # 120; Dallas, TX 75219	09/01/10	8/30/2010	P	08/30/11	9/6/2011	PASS
8	JC-1008	7152 Fair Oaks # 1202; Dallas, TX 75231	11/20/09	11/17/2009	P	11/17/10	11/23/2010	PASS
9	MC-1009	2612 Hondo Ave # 116; Dallas, Tx 75219	07/08/11	7/6/2011	P	07/06/12	Not Due	N/A
10	AB-1010	5421 Bryan ST # 203; Dallas, TX 75206	02/26/09	2/23/2009	P	02/23/10	2/25/2010	Pass
11	MD-1011	703 North Winnetka #2; Dallas, TX 75208	06/25/09	6/22/2009	P	06/22/10	6/17/2010	Pass
12	LD-1012	2544 Hondo Park # 310; Dallas, Tx 75219	05/016/11	5/6/2011	P	05/06/12	Not Due	N/A
13	JD-1013	12350 Ferris Creek Ln: Dallas, Tx 75243	04/10/09	4/8/2009	P	04/08/10	4/28/2010	Pass
14	CD-1014	9302 Forest LN # A-206; Dallas, TX	07/12/10	07/12/010	P	07/12/11	7/12/2011	PASS
15	GE-1015	5882 Stretch Dr # 5882-S; Dallas, TX 75211	08/19/09	8/17/2009	P	08/17/10	7/6/2010	Pass
16	EE-1016	3711 Dilido Rd # 221; Dallas, TX 75228	08/01/10	7/30/2010	P	07/30/11	7/29/2011	PASS
17	FF-1017	9302 Forest LN# A-210; Dallas, TX 75243	09/02/10	9/2/2010	P	09/02/11	8/31/2011	PASS
18	CG-1018	5330 Monmouth Ln # 24-202; Dallas, TX 75211	03/17/09	3/13/2009	P	03/13/10	5/25/2010	Pass
19	CH-1019	2801 Knights Apts. # 206; Dallas, TX 75219	07/23/10	7/23/2010	P	07/23/11	Exit	EXIT
20	WH-1020	3550 St. Francis #210; Dallas, TX 75228	12/22/10	12/22/2010	P	12/22/11	Exit	EXIT
21	AH-1021	9302 Forest Lane #B-106; Dallas, Tex 75243	11/23/10	11/23/2010	P	11/23/11	Not Due	N/A
22	GH-1022	3939 Rosemead PKWY # 6111; Dallas, TX 75287	01/22/09	1/21/2009	P	01/21/11	12/9/2010	PASS
23	KJ-1023	9666 Scyene Rd # 1008; Dallas, Tx 75227	01/27/10	1/21/2010	P	01/21/11	1/10/2011	PASS
24	BJ-1024	2914 Throckmorton # 203; Dallas, TX 75219	09/03/10	9/3/2010	P	09/03/11	8/18/2011	PASS
25	DJ-1025	9302 Forest LN # A-104; Dallas, TX 75243	08/04/10	8/3/2010	P	08/03/11	Exit	EXIT
26	IJ-1026	9302 Forest Ln #B-208; Dallas, Tx 75243	08/04/10	8/3/2010	P	08/03/11	7/26/2011	PASS

**CITY OF DALLAS - HOMELESS SERVICES (PROJECT RECONNECT)  
FY2010-11 HOME TBRA INSPECTION REPORT**

	CLIENT CODE	CLIENT'S ADDRESS	PROGRAM ENTRY DATE	INITIAL INSPECTION DATE	Pass or Fail	ANNUAL INSPECTION DUE DATE	REINSPECTION	Pass or Fail
27	CJ-1027	5004 Live Oak # 103; Dallas, Tx 75206	09/15/10	9/10/2010	P	09/10/11	9/1/2011	PASS
28	FK-1028	414 N Jim Miller #1031; Dallas, Tx 75217	09/02/*10	9/2/2010	P	09/02/11	HOSPITAL	N/A
29	SK-1029	3245 Simpson Stuart #1203; Dallas, TX 75241	06/17/09	6/15/2009	P	06/15/10	6/8/2010	Pass
30	RM-1030	7033 La Costa # 2091; Dallas TX 75248	09/02/10	9/2/2010	P	09/02/11	8/18/2011	PASS
31	MM-1031	4320 Congress 3 118; Dallas, TX 75219	02/03/10	1/22/2010	P	01/22/11	12/9/2010	PASS
	MM-1031	2818 Arroyo Ave # 232; Dallas, Tx 75219	02/03/10	1/28/2011	P	01/28/12	Not Due	N/A
32	TO-1032	5944 Stretch DR # 5944-S; Dallas, TX 75211	10/02/09	9/30/2009	P	09/30/10	9/30/2010	EXIT
33	FP-1033	7152 Fair Oaks #1199; Dallas, TX 75231	08/20/09	8/19/2009	P	08/19/10	7/27/2010	Pass
34	TR-1034	8410 S. Westmoreland # 2602; Dallas, TX	03/05/10	3/3/2010	P	03/03/11	Exit	EXIT
35	PR-1035	4101 Delafield Ln #7-105; Dallas, Tx 75227	03/02/10	3/2/2010	P	03/02/11	3/10/2011	PASS
36	PS-1036	3550 St. Francis #210; Dallas, TX 75228	08/11/10	8/11/2010	P	08/11/11	7/26/2011	PASS
37	TS-1037	8410 S. Westmoreland # 2804; Dallas, TX 75237	02/02/10	1/25/2010	P	01/25/11	1/31/2011	PASS
	TS-1037	5810 Stretch Dr # 5810; Dallas, Tx 75211	02/02/10	4/21/2011	P	04/21/12	Not Due	N/A
38	CS-1038	1207 Walton Walker #1207-W; Dallas, TX 75211	08/24/09	8/21/2009	P	08/21/10	8/16/2010	PASS
39	KS-1039	3711 Dilido Rd # 226; Dallas, TX 75228	09/03/10	9/3/2010	P	09/03/11	Exit	EXIT
40	LS-1040	9302 Forest LN # F-102; Dallas, TX 75243	09/02/10	9/2/2010	P	09/02/11	8/19/2011	PASS
41	NS-1041	5870 Stretch Dr. # 104-30; Dallas, Tx 75211	09/18/09	9/16/2009	P	09/16/11	5/5/2010	Pass
	NS-1041	5870 Stretch Dr. # 104-30; Dallas, Tx 75211	09/18/09	8/31/2010	P	09/16/12	Not Due	N/A
42	LT-1042	3245 Simpson Stuart #1802; Dallas, TX 75241	08/14/09	8/12/2009	P	08/12/10	7/6/2010	Pass
43	AT-1043	5871 Stretch Dr. # 5871-S; Dallas, TX 75211	08/22/09	8/19/2009	P	08/19/10	7/6/2010	Pass
44	KT-1044	5322 Mountain Valley 3 20-204; Dallas, TX 75211	05/15/09	5/11/2009	P	5/11/2010	05/05/10	Pass
45	AW-1045	5884 Stretch Dr # 5884-S; Dallas, TX 75211	09/01/09	8/21/2009	P	08/21/10	7/27/2010	Pass
46	DW-1046	2801 Knights Apts #306 Dallas, Tx 75219	08/05/10	8/5/2010	P	08/05/11	Exit	EXIT
47	GW-1047	7152 Fair Oaks # 1171; Dallas, TX 75231	01/20/09	1/15/2009	P	01/15/10	1/8/2010	Pass
48	RW-1048	9302 Forest LN # B-108; Dallas, TX 75243	09/02/10	9/2/2010	P	09/02/11	Exit	EXIT
49	MW-1049	9666 Scyene Rd # 0506; Dallas, TX 75227	02/03/09	1/30/2009	P	01/30/10	1/22/2010	Pass

**CITY OF DALLAS - HOMELESS SERVICES (THE BRIDGE)  
FY 2010-11 HOME TBRA INSPECTION REPORT**

	CLIENT CODE	CLIENT'S ADDRESS	DATE OF OCCUPANCY	INITIAL INSPECTION DATE	INITIAL INSPECTION STATUS	ANNUAL RE-INSPECTION DATE	ANNUAL INSPECTION STATUS	ANNUAL RE-INSPECTION DATE	ANNUAL INSPECTION STATUS
1	LA-1001	3880 S. Beckley #3906 Dallas TX 75224	10/15/2008	10/13/2008	PASS	10/12/2009	PASS		
2	CA-1002	3820 Bonnie view Rd. #122, Dallas 75216	3/18/2011	3/18/2011	PASS	3/17/2012			
3	MB-1003	4425 Gilbert Ave., #203 Dallas, TX 75219	12/23/2009	12/23/2009	PASS	12/27/2010	PASS		
4	EB-1004	9302 forest lane #103F Dallas, TX 75243	6/24/2011	6/24/2011	PASS	6/23/2012			
5	PB-1005	6809 Larmanda St #140-s Dallas, Tx 75214	2/11/2009	1/26/2009	PASS	1/14/2010	PASS		
6	MB-1006	6715 Larmanda St. #106-S Dallas, Tx 75231	3/12/2009	3/6/2009	PASS	3/5/2010	PASS		
7	TB-1007	2805 E Ledbetter Dr., #416 Dallas, Tx 75216	12/23/2009	12/23/2009	PASS	12/16/2010	PASS		
8	SB-1008	2805 E. Ledbetter # 407 Dallas, Tx 75216	4/1/2009	3/31/2009	PASS	3/31/2010	PASS		
9	DB-1009	6749 Larmanda St. #113 Dallas, TX 75231	7/11/2011	7/11/2011	PASS	7/10/2012			
10	VC-1010	7005 La Cosa #2094, Dallas, Tx 75248.	7/1/2009	6/20/2009	PASS	6/28/2010	PASS		
11	EC-1011	6715 Larmanda St. #202 Dallas, Tx 75231	7/20/2011	7/20/2011	PASS	7/21/2012			
12	RC-1012	3913 Gannon Ln., #316, Dallas, Tx 75237	3/11/2009	3/3/2009	PASS	3/3/2010	PASS		
13	JD-1013	511 N Akard St. #1315 Dallas, TX 75201	3/18/2011	3/18/2011	PASS	3/19/2012			
14	PD-1014	4635 Bryan St #P Dallas, Tx 75204	4/2/2009	4/2/2009	PASS	3/15/2010	PASS		
15	DA-1015	700 West Center St. #265 Duncanville, Texas 75116	7/13/2009	7/13/2009	PASS	8/11/2010	PASS		
16	MD-1016	6941 La Cosa, #2050 Dallas, Tx 75248	3/11/2009	3/2/2009	PASS	3/2/2010	PASS		
17	NF-1017	4425 Gilbert Ave., #212 Dallas, Tx 75219	12/223/09	12/23/2009	PASS	12/14/2010	PASS		
18	JG-1018	2205 N Henderson Ave. #104 Dallas, TX 75206	6/1/2011	6/1/2011	PASS	5/31/2012			
19	BH-1019	9302 Forest Ln. #206B Dallas, TX 75243	6/24/2011	6/24/2011	PASS	6/23/2012			
20	EH-1020	2805 E.Ledbetter Dr.#402 Dallas, Tx 75216	3/11/2009	3/3/2009	PASS	3/19/2010	PASS		
21	MH-1021	8550 Midpark Rd., #417 Dallas, TX 75240	4/1/2009	3/24/2009	PASS	2/4/2010	PASS		
22	BH-1022	8620 Park LN. #306, Dallas TX 75231	4/8/2011	4/8/2011	PASS	4/7/2012			
23	RJ-1023	7033 La Cosa, #1039, Dallas Tx 75248	4/1/2009	3/16/2009	PASS	3/31/2010	PASS		
24	DJ-1024	6809 Larmanda St #115-s, Dallas Tx 75214	2/11/2009	1/26/2009	PASS	1/14/2010	PASS		
25	BJ-1025	2805 E. Ledbetter Dr.#211 Dallas, Tx 75216	3/11/2009	3/3/2009	PASS	3/3/2010	PASS		
26	EJ-1026	2755 E. Ledbetter Dr., #2601 Dallas Tx 75216	12/23/2009	12/16/2009	PASS	12/27/2010	PASS		
27	CL-1027	9302 Forest Lane #205B Dallas, Tx 75243	1/1/2009	12/7/2009	PASS	12/17/2009	PASS		
28	JL-1028	5330 Monmouth Ln., #203 Dallas Tx 75211	3/11/2009	3/6/2009	PASS	3/30/2010	PASS		

**CITY OF DALLAS - HOMELESS SERVICES (THE BRIDGE)  
FY 2010-11 HOME TBRA INSPECTION REPORT**

	<b>CLIENT CODE</b>	<b>CLIENT'S ADDRESS</b>	<b>DATE OF OCCUPANCY</b>	<b>INITIAL INSPECTION DATE</b>	<b>INITIAL INSPECTION STATUS</b>	<b>ANNUAL RE-INSPECTION DATE</b>	<b>ANNUAL INSPECTION STATUS</b>	<b>ANNUAL RE-INSPECTION DATE</b>	<b>ANNUAL INSPECTION STATUS</b>
29	BM-1029	2801 Knight St, #305, Dallas, TX 75219	3/18/2011	3/18/2011	PASS	3/17/2012			
30	MP-1030	2805 E Ledbetter Dr., #401 Dallas, Tx 75216	12/23/2009	12/23/2009	PASS	1/1/2011	PASS		
31	SP-1031	2805 E. Ledbetter Dr.#107 Dallas, Tx 75216	4/15/2011	4/15/2011	PASS	4/16/2012			
32	TR-1032	4425 Gilbert Ave. #125, Dallas, Tx. 75219	3/1/2009	2/23/2009	PASS	2/22/2010	PASS		
33	SR-1033	2602 Hondo Ave. #110 Dallas, TX 75219	4/13/2011	4/13/2011	PASS	4/12/2012			
34	NS-1034	15511 Hillcrest Rd. #2050, Dallas Tx 75231	3/16/2009	3/6/2009	PASS	3/3/2010	PASS		
35	DS-1035	9302 Forest Ln. #204B Dallas, TX 75243	4/7/2011	4/7/2011	PASS	4/6/2012			
36	WS-1036	511 N Akard St. #609 Dallas, TX 75201	6/23/2011	6/23/2011	PASS	6/22/2012			
37	SW-1037	511 N Akard St. #1308 Dallas, TX 75201	6/1/2011	6/1/2011	PASS	5/31/2012			
38	BW-1038	8550 Midpark Rd., #607 Dallas, TX 75240	3/1/2009	2/11/2009	PASS	2/4/2010	PASS		
39	BW-1039	2805 E. Ledbetter Dr.#213 Dallas, Tx 75216	3/24/2009	3/24/2009	PASS	2/4/2010	PASS		
40	CW-1040	6721 Larmanda St. #154 Dallas, TX 75231	4/5/2011	4/5/2011	PASS	4/4/2012			
41	WW-1041	8550 Midpark Rd., #413 Dallas, TX 75240	3/24/2009	3/16/2009	PASS	2/4/2010	PASS		
42	WW-1042	511 N Akard St. #1207 Dallas, TX 75201	3/24/2011	3/24/2011	PASS	3/23/2012			

## 15. AFFIRMATIVE FAIR MARKETING

*This page intentionally left blank.*

## **AFFIRMATIVE FAIR MARKETING**

The City of Dallas has an Affirmative Fair Housing Marketing (AFHM) program that must be incorporated into all housing activities carried out with the assistance of City funds. The objective of the AFHM program is to attract prospective buyers, tenants, or program participants of all majority and minority groups to the housing market area to benefit from City-assisted housing programs without regards to race, color, sex, religion, national origin, handicap, or familial status. Every housing assistance program directly administered by the City's Housing Department must be subject to an AFHM plan, which is developed in conjunction with the City's Fair Housing Office (FHO).

Each applicant is required to submit an AFHM Plan with his or her Rental Housing Preservation (RHP) application. The Plan should include the owner's plans for marketing their project and how they propose to attract tenants who are least likely to apply for housing in the area the project is located. The City's FHO then reviews the plan for appropriateness and makes recommendations where needed. The FHO must approve the plan before closing. The principal goal of the AFHM program is to have majority and minority groups participate in proportion to their representation within the total eligible population. Each project owner is required to advertise their project in such manner that will reach the targeted population required by their individual marketing plans.

*This page intentionally left blank.*



**FY10-11 BOND ASSISTED HOMEBUYERS  
AS OF SEPTEMBER 30, 2011**

<b>Address</b>	<b>Program/Project</b>	<b>Funding Source</b>	<b># Units Completed</b>
6661 HAPPY TRAILS	CEDAR CREEK RANCH	BOND/CDBG	1
6660 HAPPY TRAILS	CEDAR CREEK RANCH	BOND/CDBG	1
6624 HAPPY TRAILS	CEDAR CREEK RANCH	BOND/CDBG	1
6612 HAPPY TRAILS	CEDAR CREEK RANCH	BOND/CDBG	1
3448 BRAHMA	CEDAR CREEK RANCH	BOND/CDBG	1
6617 HAPPY TRAILS	CEDAR CREEK RANCH	BOND/CDBG	1
3427 BRAHMA	CEDAR CREEK RANCH	BOND/CDBG	1
3223 BUCKSKIN DR	CEDAR CREEK RANCH	BOND/CDBG	1
6631 CATTLE	CEDAR CREEK RANCH	BOND/CDBG	1
6623 CATTLE	CEDAR CREEK RANCH	BOND/CDBG	1
3443 CHAROLAIS	CEDAR CREEK RANCH	BOND/CDBG	1
6643 CATTLE	CEDAR CREEK RANCH	BOND/CDBG	1
3450 SANTA GERTRUDIS	CEDAR CREEK RANCH	BOND/CDBG	1
6635 CATTLE	CEDAR CREEK RANCH	BOND/CDBG	1
6650 COOL MORN	CEDAR CREEK RANCH	BOND/CDBG	1
6667 COOL MORN	CEDAR CREEK RANCH	BOND/CDBG	1
6661 HAPPY TRAILS	FRAZIER	BOND/HOME	1
6624 HAPPY TRAILS	FRAZIER	BOND/HOME	1
6617 HAPPY TRAILS	FRAZIER	BOND/HOME	1
6612 HAPPY TRAILS	FRAZIER	BOND/HOME	1
3450 SANTA GERTRUDIS	FRAZIER	BOND/HOME	1
4710 JOSEPH WILEY	FRAZIER	BOND/HOME	1
6660 HAPPY TRAILS	FRAZIER	BOND/HOME	1
		<b>TOTAL</b>	<b>23</b>

**FY10-11 CHDO ASSISTED HOMEBUYERS  
AS OF SEPTEMBER 30, 2011**

<b>IDIS #</b>	<b>Address</b>	<b>Program/Project</b>	<b>Funding Source</b>	<b>Amount Expended in Prior Years*</b>	<b># Units Completed</b>
8404	5308 BEXAR	BEXAR ST TOWNHOMES	CDBG	37,000.00	1
8495	6661 HAPPY TRAILS	CEDAR CREEK RANCH	CDBG/BOND	10,000.00	1
8495	6660 HAPPY TRAILS	CEDAR CREEK RANCH	CDBG/BOND	10,000.00	1
8495	6624 HAPPY TRAILS	CEDAR CREEK RANCH	CDBG/BOND	10,000.00	1
8495	6612 HAPPY TRAILS	CEDAR CREEK RANCH	CDBG/BOND	10,000.00	1
8495	3448 BRAHMA	CEDAR CREEK RANCH	CDBG/BOND	10,000.00	1
8495	6617 HAPPY TRAILS	CEDAR CREEK RANCH	CDBG/HOME	10,000.00	1
8495	3427 BRAHMA	CEDAR CREEK RANCH	CDBG/BOND	10,000.00	1
8495	3223 BUCKSKIN DR	CEDAR CREEK RANCH	CDBG/BOND	10,000.00	1
8495	6631 CATTLE	CEDAR CREEK RANCH	CDBG/BOND	10,000.00	1
8495	6623 CATTLE	CEDAR CREEK RANCH	CDBG/BOND	10,000.00	1
8495	3443 CHAROLAIS	CEDAR CREEK RANCH	CDBG/BOND	10,000.00	1
8495	6643 CATTLE	CEDAR CREEK RANCH	CDBG/BOND	10,000.00	1
8495	3450 SANTA GERTRUDIS	CEDAR CREEK RANCH	CDBG/BOND	10,000.00	1
8495	6635 CATTLE	CEDAR CREEK RANCH	CDBG/BOND	10,000.00	1
8495	6650 COOL MORN	CEDAR CREEK RANCH	CDBG/BOND	10,000.00	1
8495	6667 COOL MORN	CEDAR CREEK RANCH	CDBG/BOND	10,000.00	1
				<b>197,000.00</b>	<b>17</b>
8404	5322 BEXAR	BEXAR ST TOWNHOMES	HOME	37,000.00	1
9578	4710 JOSEPH WILEY	FRAZIER	HOME	\$ 36,500.00	1
9578	4806 JOSEPH WILEY	FRAZIER	HOME	\$ 36,500.00	1
9578	2905 CLIFFORD JACKSON	FRAZIER	HOME	\$ 36,500.00	1
9578	2925 CLIFFORD JACKSON	FRAZIER	HOME	\$ 36,500.00	1
9578	2926 CLIFFORD JACKSON	FRAZIER	HOME	\$ 36,500.00	1
9578	4802 SPRING	FRAZIER	HOME	\$ 36,500.00	1
9578	4806 SPRING	FRAZIER	HOME	\$ 36,500.00	1
9578	2922 LYONS	FRAZIER	HOME	\$ 36,500.00	1
10115	4838 SILVER	SILVER II	HOME	35,000.00	1
10271	3706 GALLAGHER	TOPLETZ	HOME	24,863.00	1
10271	3514 VILBIG	TOPLETZ	HOME	24,863.00	1
10271	1843 HOMELAND	TOPLETZ	HOME	24,863.00	1
10271	1847 HOMELAND	TOPLETZ	HOME	24,863.00	1
10271	1716 HOMELAND	TOPLETZ	HOME	24,863.00	1
10227	1419 Caldwell	CALDWELL/FITZHUGH	HOME	25,000.00	1

**FY10-11 CHDO ASSISTED HOMEBUYERS  
AS OF SEPTEMBER 30, 2011**

<b>IDIS #</b>	<b>Address</b>	<b>Program/Project</b>	<b>Funding Source</b>	<b>Amount Expended in Prior Years*</b>	<b># Units Completed</b>
8290	4826 PARRY	JUBILEE SCATTERED SITES	HOME	25,000.00	1
10799	8618 CEDAR POST	PRAIRIE CREEK	HOME	19,125.00	1
10799	8634 CEDAR POST	PRAIRIE CREEK	HOME	19,125.00	1
10799	8622 CEDAR POST	PRAIRIE CREEK	HOME	19,125.00	1
10799	8610 CEDAR POST	PRAIRIE CREEK	HOME	19,125.00	1
10702	3114 LENWAY	PITTMAN/MEADOWS	HOME	62,024.00	1
10702	3105 LENWAY	PITTMAN/MEADOWS	HOME	62,024.00	1
8605	1013 SHAW	HMK	HOME	11,106.36	1
8797	1710 NOMAS	WEST DALLAS III	HOME	12,678.57	1
8797	2005 ANGELINA	WEST DALLAS III	HOME	12,678.57	1
11021	2115 INGERSOLL	WEST DALLAS SCATTERED SITES	HOME	31,230.00	1
11021	2111 INGERSOLL	WEST DALLAS SCATTERED SITES	HOME	31,230.00	1
10042	3118 MELISSA RIVER	GREENLEAF	HOME	20,000.00	1
				<b>857,786.50</b>	<b>29</b>
			<b>Total</b>	<b>1,054,786.50</b>	<b>46</b>

\*Based on the type of assistance provided to the nonprofit CHDO, some expenditures may have occurred in the 2009-10 and some may have occurred in prior periods. The City of Dallas considers a unit "produced" when an eligible homebuyer closes on an assisted property. The properties listed above were closed in 2010-11.

*This page intentionally left blank.*

**CITY OF DALLAS HOUSING/COMMUNITY SERVICES DEPARTMENT  
FY2010-11 Major Systems Repair Program Assisted Properties**

(Updated: 1/27/2012)

Street #	Address	Program	Funding Source	Amount Expended	# Units Assisted
3132	50th Street	Major System Repair	CDBG	\$ 12,602.05	1
1975	Abshire	Major System Repair	CDBG	\$ 13,084.44	1
304	Acme	Major System Repair	CDBG	\$ 11,118.05	1
3211	Alabama	Major System Repair	CDBG	\$ 6,344.40	1
3019	Aster	Major System Repair	CDBG	\$ 18,967.02	1
6917	Atha	TYPE II	CDBG	\$ 7,219.36	1
6531	Autumn Wood	Major System Repair	CDBG	\$ 15,069.75	1
3839	Basswood	Major System Repair	CDBG	\$ 11,425.21	1
2619	Bentley	Major System Repair	CDBG	\$ 13,005.45	1
3915	Bernal	Major System Repair	CDBG	\$ 12,155.97	1
2320	Bluffton	Major System Repair	CDBG	\$ 8,130.70	1
2324	Bluffton	Major System Repair	CDBG	\$ 15,476.94	1
1532	Britianway	Major System Repair	CDBG	\$ 11,443.06	1
240	Brodie	Major System Repair	CDBG	\$ 9,793.35	1
3319	Brooklyndell	Major System Repair	CDBG	\$ 13,789.00	1
7129	Bruton	Major System Repair	CDBG	\$ 14,517.40	1
5119	Cardiff	Major System Repair	CDBG	\$ 14,910.44	1
3226	Cedar Lake	Major System Repair	CDBG	\$ 12,826.60	1
4122	Clark College	TYPE II	CDBG	\$ 7,200.00	1
4123	Clark College	Major System Repair	CDBG	\$ 17,446.00	1
7129	Clearpoint	Major System Repair	CDBG	\$ 15,067.44	1
840	Clearwood	Major System Repair	CDBG	\$ 9,588.55	1
840	Clearwood	TYPE II	CDBG	\$ 5,088.88	1
4839	Clover Haven	Major System Repair	CDBG	\$ 7,434.65	1
2309	Clover Ridge	Major System Repair	CDBG	\$ 8,291.15	1
415	Coahulia	Major System Repair	CDBG	\$ 15,329.95	1
5055	Corrigan	Major System Repair	CDBG	\$ 11,040.08	1
1630	Danube	Major System Repair	CDBG	\$ 15,443.65	1
6218	Denham	Major System Repair	CDBG	\$ 15,671.42	1
6305	Denham	Major System Repair	CDBG	\$ 11,571.00	1
4416	Dove Creek	Major System Repair	CDBG	\$ 16,308.05	1
1407	Doyle	TYPE II	CDBG	\$ 5,409.40	1
3709	Dutton	Major System Repair	CDBG	\$ 6,850.00	1
1347	E Ann Arbor	Major System Repair	CDBG	\$ 7,975.00	1
2406	E Illinois	Major System Repair	CDBG	\$ 10,095.00	1
2433	E Kiest	Major System Repair	CDBG	\$ 15,205.52	1
1227	E Louisiana	Major System Repair	CDBG	\$ 10,095.72	1
7218	Embassy	Major System Repair	CDBG	\$ 13,389.16	1
6408	Ethel	Major System Repair	CDBG	\$ 14,962.80	1
2610	Exline	Major System Repair	CDBG	\$ 14,428.50	1
7420	Gayglen	Major System Repair	CDBG	\$ 15,299.43	1
2207	Gaylord	Major System Repair	CDBG	\$ 12,965.70	1
3028	Gibbs Williams	Major System Repair	CDBG	\$ 12,459.44	1
827	Glen Arbor	Major System Repair	CDBG	\$ 13,561.70	1
1035	Glen Park	Major System Repair	CDBG	\$ 5,300.00	1
5953	Golden Gate	Major System Repair	CDBG	\$ 15,220.00	1
7216	Harold Walker	Major System Repair	CDBG	\$ 10,004.40	1
2338	Healey	Major System Repair	CDBG	\$ 14,160.00	1

**FY2010-11 Major Systems Repair Program Assisted Properties**

(Updated: 1/27/2012)

Street #	Address	Program	Funding Source	Amount Expended	# Units Assisted
1443	Hillburn	TYPE II	CDBG	\$ 3,440.00	1
8325	Honeysuckle	Major System Repair	CDBG	\$ 8,921.28	1
1100	Houghton	Major System Repair	CDBG	\$ 11,342.00	1
10006	Hymie	Major System Repair	CDBG	\$ 12,125.75	1
3714	Jamaica	Major System Repair	CDBG	\$ 15,427.29	1
3522	Kellogg (NIP II)	Major System Repair	CDBG	\$ 1,175.00	1
2730	Kilburn	Major System Repair	CDBG	\$ 13,124.36	1
2540	Kirkley	Major System Repair	CDBG	\$ 12,900.00	1
330	Kirkwood	TYPE II	CDBG	\$ 7,200.00	1
1318	Kirnwood	Major System Repair	CDBG	\$ 8,372.24	1
2442	Klondike	Major System Repair	CDBG	\$ 14,701.96	1
830	Lambert	Major System Repair	CDBG	\$ 15,604.00	1
7915	Larchridge	Major System Repair	CDBG	\$ 11,519.20	1
3202	Llewellyn	Major System Repair	CDBG	\$ 7,457.00	1
2714	Locust	Major System Repair	CDBG	\$ 9,999.33	1
2723	Lolita	Major System Repair	CDBG	\$ 16,285.60	1
2013	Lucille	Major System Repair	CDBG	\$ 8,335.10	1
506	Mannington	Major System Repair	CDBG	\$ 13,925.35	1
3330	Maryland	Major System Repair	CDBG	\$ 8,905.00	1
5629	Meadowick	Major System Repair	CDBG	\$ 12,847.20	1
5629	Meadowick	TYPE II	CDBG	\$ 5,358.15	1
508	Meadowshire	Major System Repair	CDBG	\$ 14,285.72	1
3031	Modree	Major System Repair	CDBG	\$ 5,601.00	1
1435	Montague	Major System Repair	CDBG	\$ 14,297.26	1
1619	Monte Carlo	Major System Repair	CDBG	\$ 5,507.77	1
3322	Monte Carlo	Major System Repair	CDBG	\$ 15,921.10	1
2631	Morgan	Major System Repair	CDBG	\$ 12,968.80	1
1014	Morocco	Major System Repair	CDBG	\$ 11,622.36	1
510	N Frances	Major System Repair	CDBG	\$ 10,889.00	1
7906	Nassu	TYPE II	CDBG	\$ 5,119.00	1
9012	Newhall	Major System Repair	CDBG	\$ 11,343.20	1
2728	Obannon	Major System Repair	CDBG	\$ 3,360.00	1
3144	Obannon	Major System Repair	CDBG	\$ 10,600.80	1
721	Oceanview	Major System Repair	CDBG	\$ 16,705.79	1
9266	Palisade	Major System Repair	CDBG	\$ 13,177.25	1
9269	Palisade	Major System Repair	CDBG	\$ 14,185.68	1
3131	Palo Alto	Major System Repair	CDBG	\$ 15,545.47	1
2412	Peabody	Major System Repair	CDBG	\$ 12,770.96	1
2408	Pennsylvania	Major System Repair	CDBG	\$ 12,485.39	1
2408	Pennsylvania	TYPE II	CDBG	\$ 4,206.00	1
7418	Piedmont	Major System Repair	CDBG	\$ 12,441.10	1
7418	Piedmont	TYPE II	CDBG	\$ 5,757.77	1
4423	Posada	Major System Repair	CDBG	\$ 5,100.80	1
6338	Power	Major System Repair	CDBG	\$ 14,335.20	1
2207	Ramsey	Major System Repair	CDBG	\$ 12,791.70	1
1441	Renner	TYPE II	CDBG	\$ 6,500.00	1
9306	Renova	Major System Repair	CDBG	\$ 14,606.00	1
4130	Robertson	Major System Repair	CDBG	\$ 9,305.00	1
3203	Rose	Major System Repair	CDBG	\$ 12,451.46	1

**FY2010-11 Major Systems Repair Program Assisted Properties**

(Updated: 1/27/2012)

Street #	Address	Program	Funding Source	Amount Expended	# Units Assisted
617	Ryan	Major System Repair	CDBG	\$ 14,045.85	1
1311	S Beckley	Major System Repair	CDBG	\$ 12,558.00	1
4212	S Marsalis	Major System Repair	CDBG	\$ 16,254.49	1
323	S Nachita	Major System Repair	CDBG	\$ 10,170.01	1
2727	Scotland	Major System Repair	CDBG	\$ 11,869.74	1
4842	Sedalia	Major System Repair	CDBG	\$ 11,495.80	1
2043	Shortal	Major System Repair	CDBG	\$ 7,179.26	1
3715	Soft Cloud	Major System Repair	CDBG	\$ 15,201.00	1
2241	Sutter	Major System Repair	CDBG	\$ 15,397.38	1
10623	Sylvia	Major System Repair	CDBG	\$ 13,834.73	1
2373	Talco	Major System Repair	CDBG	\$ 10,270.72	1
2558	Talco	Major System Repair	CDBG	\$ 10,991.55	1
7703	Taos	TYPE II	CDBG	\$ 5,205.00	1
3514	Texas	Major System Repair	CDBG	\$ 12,237.79	1
4007	Tioga	Major System Repair	CDBG	\$ 10,069.50	1
2327	Toulon	Major System Repair	CDBG	\$ 12,626.64	1
3118	Touraine	Major System Repair	CDBG	\$ 12,310.76	1
710	W Brooklyn	Major System Repair	CDBG	\$ 13,935.50	1
2146	W Lovers	Major System Repair	CDBG	\$ 13,502.80	1
1665	Wagon Wheel	Major System Repair	CDBG	\$ 10,124.25	1
2826	Waskom	Major System Repair	CDBG	\$ 12,635.00	1
715	Westmount	Major System Repair	CDBG	\$ 17,500.00	1
2645	Wilbur	Major System Repair	CDBG	\$ 9,110.00	1
				\$ 1,376,114.94	120

<b>Legend:</b>	<b>MSRP (90)</b>	<b>TYPE II (12)</b>	<b>NIP (12)</b>	<b>TYPE II NIP (1)</b>	<b>SDFP (5)</b>
----------------	------------------	---------------------	-----------------	------------------------	-----------------

*This page intentionally left blank.*



## 16. MINORITY OUTREACH

*This page intentionally left blank.*

## FY2010-11 Minority Outreach

### C. Minority Outreach

To improve the utilization of minority and women owned businesses, the Department continues to examine the utilization and women owned businesses by non-profit housing organizations funded by the City. Steps continue to be taken to establish Good Faith Effort plans in future contracts with nonprofits.

1) **An analysis of participation of minorities and women and entities owned by minorities and women in its HOME Program**

Under the HOME Program, nine (9) Home Repair Program projects were completed totaling \$840,600. Four (4) projects were awarded to Black Non-Hispanic male and female contractors totaling \$373,600. One (1) project was awarded to a Hispanic male contractor totaling \$93,400 and four (4) projects were awarded to White Non-Hispanic contractors totaling \$373,600.

2) **A statement of actions planned to improve performance in the use of minority and women-owned business where appropriate.**

The City of Dallas continues with the "Good Faith Effort Plan" for involving qualified Minority and Women-Owned Business Enterprises in its various programs. The Housing Department continues to ask the general contractors to encourage the M/WBE subcontractors who are not certified with the North Central Texas Regional Certification Agency to seek certification through the Good Faith Effort Division of the Business Development and Procurement Services Department.

*This page intentionally left blank.*

H 32/33'J QO G'O l pqt k{ 'Qwt gcej 'Tgeqput wewkp IT gr ck 'Rt qlgewiUwo o ct{

Contractor	Address	Race	Gender	Contract Amount
<b>Torres Construction</b>	<b>725 Centre</b>	HIS	M	\$93,400.00
		<b>Subtotal</b>		<b>\$93,400.00</b>
<b>Opportunity Developers</b>	<b>506 Raynell</b>	AA	M	\$ 93,400.00
	<b>2455 Volga</b>			\$ 93,400.00
	<b>2331 Hudspeth</b>			\$ 93,400.00
	<b>1802 Somerset</b>			\$ 93,400.00
		<b>Subtotal</b>		<b>\$ 373,600.00</b>
<b>Myers</b>	<b>3124 Rutz</b>	WH	M	\$ 93,400.00
	<b>2006 Idaho</b>			\$ 93,400.00
	<b>1218 Woodview</b>			\$ 93,400.00
		<b>Subtotal</b>		<b>\$ 280,200.00</b>
<b>Retired Professional Football Players of Dallas</b>	<b>2011 Pueblo</b>	WH	M	\$ 93,400.00
		<b>Subtotal</b>		<b>\$93,400.00</b>
		<b>TOTAL</b>		<b>\$ 840,600.00</b>

*This page intentionally left blank.*

## 17. SHORTFALL FUNDS

*This page intentionally left blank.*



## **SHORTFALL FUND**

The City of Dallas did not have any shortfall funds during the 2010 program year.

*This page intentionally left blank.*

## 18. HOME MATCH

*This page intentionally left blank.*

# HOME Match Report

Match Contributions for  
**Federal Fiscal Year (yyyy)**

## Part I Participant Identification

1. Participant No. (assigned by HUD)		2. Name of the Participating Jurisdiction		3. Name of Contact (person completing this report)	
5. Street Address of the Participating Jurisdiction				4. Contact's Phone Number (include area code)	
6. City		7. State	8. Zip Code		

## Part II Fiscal Year Summary

1. Excess match from prior Federal fiscal year	\$	
2. Match contributed during current Federal fiscal year (see Part III.9.)	\$	
3. Total match available for current Federal fiscal year (line 1 + line 2)		\$
4. Match liability for current Federal fiscal year		\$
5. Excess match carried over to next Federal fiscal year (line 3 minus line 4)		\$

## Part III Match Contribution for the Federal Fiscal Year

1. Project No. or Other ID	2. Date of Contribution (mm/dd/yyyy)	3. Cash (non-Federal sources)	4. Foregone Taxes, Fees, Charges	5. Appraised Land / Real Property	6. Required Infrastructure	7. Site Preparation, Construction Materials, Donated labor	8. Bond Financing	9. Total Match

Name of the Participating Jurisdiction								Federal Fiscal Year (yyyy)
--	--	--	--	--	--	--	--	----------------------------

1. Project No. or Other ID	2. Date of Contribution (mm/dd/yyyy)	3. Cash (non-Federal sources)	4. Foregone Taxes, Fees, Charges	5. Appraised Land / Real Property	6. Required Infrastructure	7. Site Preparation, Construction Materials, Donated labor	8. Bond Financing	9. Total Match

Public reporting burden for this collection of information is estimated to average 45 minutes per response, including the time for reviewing instructions, searching existing data sources, gathering and maintaining the data needed, and completing and reviewing the collection of information. This agency may not conduct or sponsor, and a person is not required to respond to, a collection of information unless that collection displays a valid OMB control number.

The HOME statute imposes a significant number of data collection and reporting requirements. This includes information on assisted properties, on the owners or tenants of the properties, and on other programmatic areas. The information will be used: 1) to assist HOME participants in managing their programs; 2) to track performance of participants in meeting fund commitment and expenditure deadlines; 3) to permit HUD to determine whether each participant meets the HOME statutory income targeting and affordability requirements; and 4) to permit HUD to determine compliance with other statutory and regulatory program requirements. This data collection is authorized under Title II of the Cranston-Gonzalez National Affordable Housing Act or related authorities. Access to Federal grant funds is contingent on the reporting of certain project-specific data elements. Records of information collected will be maintained by the recipients of the assistance. Information on activities and expenditures of grant funds is public information and is generally available for disclosure. Recipients are responsible for ensuring confidentiality when public disclosure is not required.

## Instructions for the HOME Match Report

### Applicability:

The HOME Match Report is part of the HOME APR and must be filled out by every participating jurisdiction that incurred a match liability. Match liability occurs when FY 1993 funds (or subsequent year funds) are drawn down from the U.S. Treasury for HOME projects. A Participating Jurisdiction (PJ) may start counting match contributions as of the beginning of Federal Fiscal Year 1993 (October 1, 1992). A jurisdiction not required to submit this report, either because it did not incur any match or because it had a full match reduction, may submit a HOME Match Report if it wishes. The match would count as excess match that is carried over to subsequent years. The match reported on this form must have been contributed during the reporting period (between October 1 and September 30).

### Timing:

This form is to be submitted as part of the HOME APR on or before December 31. The original is sent to the HUD Field Office. One copy is sent to the

Office of Affordable Housing Programs, CGHF  
Room 7176, HUD, 451 7th Street, S.W.  
Washington, D.C. 20410.

The participating jurisdiction also keeps a copy.

### Instructions for Part II:

1. **Excess match from prior Federal fiscal year:** Excess match carried over from prior Federal fiscal year.
2. **Match contributed during current Federal fiscal year:** The total amount of match contributions for all projects listed under Part III in column 9 for the Federal fiscal year.

3. **Total match available for current Federal fiscal year:** The sum of excess match carried over from the prior Federal fiscal year (Part II, line 1) and the total match contribution for the current Federal fiscal year (Part II, line 2). This sum is the total match available for the Federal fiscal year.

4. **Match liability for current Federal fiscal year:** The amount of match liability is available from HUD and is provided periodically to PJs. The match must be provided in the current year. The amount of match that must be provided is based on the amount of HOME funds drawn from the U.S. Treasury for HOME projects. The amount of match required equals 25% of the amount drawn down for HOME projects during the Federal fiscal year. Excess match may be carried over and used to meet match liability for subsequent years (see Part II line 5). Funds drawn down for administrative costs, CHDO operating expenses, and CHDO capacity building do not have to be matched. Funds drawn down for CHDO seed money and/or technical assistance loans do not have to be matched if the project does not go forward. A jurisdiction is allowed to get a partial reduction (50%) of match if it meets one of two statutory distress criteria, indicating "fiscal distress," or else a full reduction (100%) of match if it meets both criteria, indicating "severe fiscal distress." The two criteria are poverty rate (must be equal to or greater than 125% of the average national family poverty rate to qualify for a reduction) and per capita income (must be less than 75% of the national average per capita income to qualify for a reduction). In addition, a jurisdiction can get a full reduction if it is declared a disaster area under the Robert T. Stafford Disaster Relief and Emergency Act.

5. **Excess match carried over to next Federal fiscal year:** The total match available for the current Federal fiscal year (Part II, line 3) minus the match liability for the current Federal fiscal year (Part II, line 4). Excess match may be carried over and applied to future HOME project match liability.

### Instructions for Part III:

1. **Project No. or Other ID:** "Project number" is assigned by the C/MI System when the PJ makes a project setup call. These projects involve at least some Treasury funds. If the HOME project does not involve Treasury funds, it must be identified with "other ID" as follows: the fiscal year (last two digits only), followed by a number (starting from "01" for the first non-Treasury-funded project of the fiscal year), and then at least one of the following abbreviations: "SF" for project using shortfall funds, "PI" for projects using program income, and "NON" for non-HOME-assisted affordable housing. Example: 93.01.SF, 93.02.PI, 93.03.NON, etc.

Shortfall funds are non-HOME funds used to make up the difference between the participation threshold and the amount of HOME funds allocated to the PJ; the participation threshold requirement applies only in the PJ's first year of eligibility. [§92.102]

Program income (also called "repayment income") is any return on the investment of HOME funds. This income must be deposited in the jurisdiction's HOME account to be used for HOME projects. [§92.503(b)]

Non-HOME-assisted affordable housing is investment in housing not assisted by HOME funds that would qualify as “affordable housing” under the HOME Program definitions. “NON” funds must be contributed to a specific project; it is not sufficient to make a contribution to an entity engaged in developing affordable housing. [§92.219(b)]

2. **Date of Contribution:** Enter the date of contribution. Multiple entries may be made on a single line as long as the contributions were made during the current fiscal year. In such cases, if the contributions were made at different dates during the year, enter the date of the last contribution.
3. **Cash:** Cash contributions from non-Federal resources. This means the funds are contributed permanently to the HOME Program regardless of the form of investment the jurisdiction provides to a project. Therefore all repayment, interest, or other return on investment of the contribution must be deposited in the PJ’s HOME account to be used for HOME projects. The PJ, non-Federal public entities (State/local governments), private entities, and individuals can make contributions. The grant equivalent of a below-market interest rate loan to the project is eligible when the loan is not repayable to the PJ’s HOME account. [§92.220(a)(1)] In addition, a cash contribution can count as match if it is used for eligible costs defined under §92.206 (except administrative costs and CHDO operating expenses) or under §92.209, or for the following non-eligible costs: the value of non-Federal funds used to remove and relocate ECHO units to accommodate eligible tenants, a project reserve account for replacements, a project reserve account for unanticipated increases in operating costs, operating subsidies, or costs relating to the portion of a mixed-income or mixed-use project not related to the affordable housing units. [§92.219(c)]
4. **Foregone Taxes, Fees, Charges:** Taxes, fees, and charges that are normally and customarily charged but have been waived, foregone, or deferred in a manner that achieves affordability of the HOME-assisted housing. This includes State tax credits for low-income housing development. The amount of real estate taxes may be based on the

post-improvement property value. For those taxes, fees, or charges given for future years, the value is the present discounted cash value. [§92.220(a)(2)]

5. **Appraised Land/Real Property:** The appraised value, before the HOME assistance is provided and minus any debt burden, lien, or other encumbrance, of land or other real property, not acquired with Federal resources. The appraisal must be made by an independent, certified appraiser. [§92.220(a)(3)]
6. **Required Infrastructure:** The cost of investment, not made with Federal resources, in on-site and off-site infrastructure directly required for HOME-assisted affordable housing. The infrastructure must have been completed no earlier than 12 months before HOME funds were committed. [§92.220(a)(4)]
7. **Site preparation, Construction materials, Donated labor:** The reasonable value of any site-preparation and construction materials, not acquired with Federal resources, and any donated or voluntary labor (see §92.354(b)) in connection with the site-preparation for, or construction or rehabilitation of, affordable housing. The value of site-preparation and construction materials is determined in accordance with the PJ’s cost estimate procedures. The value of donated or voluntary labor is determined by a single rate (“labor rate”) to be published annually in the Notice Of Funding Availability (NOFA) for the HOME Program. [§92.220(6)]
8. **Bond Financing:** Multifamily and single-family project bond financing must be validly issued by a State or local government (or an agency, instrumentality, or political subdivision thereof). 50% of a loan from bond proceeds made to a multifamily affordable housing project owner can count as match. 25% of a loan from bond proceeds made to a single-family affordable housing project owner can count as match. Loans from all bond proceeds, including excess bond match from prior years, may not exceed 25% of a PJ’s total annual match contribution. [§92.220(a)(5)] The amount in excess of the 25% cap for bonds may carry over, and the excess will count as part of the statutory limit of up to 25% per year. Requirements regarding

bond financing as an eligible source of match will be available upon publication of the implementing regulation early in FY 1994.

9. **Total Match:** Total of items 3 through 8. This is the total match contribution for each project identified in item 1.

**Ineligible forms of match include:**

1. Contributions made with or derived from Federal resources e.g. CDBG funds [§92.220(b)(1)]
2. Interest rate subsidy attributable to the Federal tax-exemption on financing or the value attributable to Federal tax credits [§92.220(b)(2)]
3. Contributions from builders, contractors or investors, including owner equity, involved with HOME-assisted projects. [§92.220(b)(3)]
4. Sweat equity [§92.220(b)(4)]
5. Contributions from applicants/recipients of HOME assistance [§92.220(b)(5)]
6. Fees/charges that are associated with the HOME Program only, rather than normally and customarily charged on all transactions or projects [§92.220(a)(2)]
7. Administrative costs



## FY 2010-11 HOME MATCH NARRATIVE

1. Ideal Neighborhood Program: In December 1997, the City of Dallas identified \$425,000 to support the pilot homebuyer assistance program for the Ideal Neighborhood. The funds were available in the City's Contingency Fund. During FY2010-11, \$0 was expended from this fund.
2. Cadillac Heights: In FY 2002-03, the City of Dallas appropriated \$357,752 in General Funds to fund Mortgage Assistance Program for families in the Cadillac Heights area of Dallas. During FY 2010-11, \$194,193 was expended for homebuyer subsidies in that area.
3. Bond Funds: Between FY 2002-06, the City of Dallas voters approved the sale of 2003 and 2006 municipal bonds for infrastructure development for affordable single-family homes, for mixed use affordable developments, and for transit oriented developments that would create affordable housing. During FY 2010-11, \$239,907 in Bond Funds was spent toward these units.
4. Affordable Housing Cost Participation Program: During FY 2010-11, \$0 in was spent from this program.
5. Dallas Tomorrow Fund Program: In FY08-09, the City of Dallas appropriated \$309,528 in General Funds to fund the Dallas Tomorrow Fund Program. During FY2010-11, \$41,858 was expended in this program.
6. Care Construction and Remodeling Repair: General Funds appropriated on an annual basis to enhance repair assistance for disabled clients. During FY2010-11, \$14,520 was expended from this fund.
7. Homeless Bond: In 2005, City of Dallas voters approved the sale of general obligation bonds for development of homeless facilities including permanent supportive housing. During FY2010-11, \$300,000 was expended toward these facilities.
8. Court Ordered Restitution Fund for Affordable Housing: In 2010-11, the Courts ordered restitution in a Federal Court case in the amount of \$1,250,000 to be provided to the City of Dallas for affordable housing. During FY2010-11, \$151,236 was expended from this fund.
9. Tax Increment Financing (TIF): The Downtown Connection TIF and City Center TIF have provided increment financing on an annual basis for affordable housing to be provided by the Housing/Community Services Department. During FY2010-11, \$0 was expended from this fund.

*This page intentionally left blank.*

## FY2010-2011 HOME Fund Match Sources and Liabilities Summary

<u>General Fund</u>	SOURCE	<u>Expenditures</u>
1	Ideal Neighborhood Program	\$ -
2	Cadillac Heights (MAP) Program	\$ 194,193
3	Bond Program (Hatcher Project)	\$ 239,907
4	Affordable Housing Cost Participation Program	\$ -
5	Dallas Tomorrow Fund Program	\$ 41,858
6	Care Construction and Remodeling Repairs	\$ 14,520
7	Homeless Bond	\$ 300,000
8	Court Ordered Restitution Fund for Affordable Housing	\$ 151,236
9	Tax Increment Financing	\$ -
	<b>Subtotal</b>	<b>\$ 941,714</b>
10	Prior Fiscal Year Excess Fund Match	\$ 5,915,460
	<b>Total</b>	<b>\$ 6,857,174</b>
	LIABILITIES	
<u>HOME</u>		<u>Expenditures</u>
1	Reconstruction/SHARE Program	\$ 840,600
2	Mortgage Assistance Program	\$ 365,500
3	CHDO Projects	\$ 1,920,588
4	TBRA	\$ 842,247
	<b>Total</b>	<b>\$ 3,968,935</b>
		<b>\$ 3,968,935</b>
		<b>x 12.50%</b>
<b>= MATCH LIABILITY:</b>		<b>\$ 496,117</b>
		<b>\$ 6,361,057</b>

*This page intentionally left blank.*

HOME APR  
CITY OF DALLAS HOUSING / COMMUNITY SERVICES DEPARTMENT  
FY 2010-11 Home Reconstruction / SHARE Assisted Properties

IDIS #	Address	Program	Funding Source	Funding Amount	Units Completed
418	Bonnie View	RECONSTRUCTION	CDBG	\$93,400.00	1
703	Korgan	RECONSTRUCTION	CDBG	\$93,400.00	1
1119	Bonnie View	RECONSTRUCTION	CDBG	\$93,400.00	1
1215	Woodview Ln.	RECONSTRUCTION	CDBG	\$93,400.00	1
1323	Amos	RECONSTRUCTION	CDBG	\$93,400.00	1
1330	Grant	RECONSTRUCTION	CDBG	\$93,400.00	1
1436	Morrell	RECONSTRUCTION	CDBG	\$93,400.00	1
1551	Ohio, E.	RECONSTRUCTION	CDBG	\$93,400.00	1
1627	Exeter Ave.	RECONSTRUCTION	CDBG	\$93,400.00	1
1847	Life	RECONSTRUCTION	CDBG	\$93,400.00	1
1926	Arizona	RECONSTRUCTION	CDBG	\$93,400.00	1
1945	Kraft	RECONSTRUCTION	CDBG	\$93,400.00	1
2210	Marfa	RECONSTRUCTION	CDBG	\$93,400.00	1
2616	Eugene	RECONSTRUCTION	CDBG	\$112,859.00	1
2619	Stephenson	RECONSTRUCTION	CDBG	\$93,400.00	1
2708	Hickman	RECONSTRUCTION	CDBG	\$93,400.00	1
2780	Ann Arbor, E.	RECONSTRUCTION	CDBG	\$87,500.00	1
3027	Seaton Dr.	RECONSTRUCTION	CDBG	\$93,400.00	1
3234	Kinmore	RECONSTRUCTION	CDBG	\$90,000.00	1
3306	Mohave Dr.	RECONSTRUCTION	CDBG	\$93,400.00	1
3503	Weisenburger	RECONSTRUCTION	CDBG	\$93,400.00	1
3618	Chicago	RECONSTRUCTION	CDBG	\$93,400.00	1
3726	Nomas	RECONSTRUCTION	CDBG	\$93,400.00	1
4107	Furey St.	RECONSTRUCTION	CDBG	\$91,780.00	1
4216	Aztec	RECONSTRUCTION	CDBG	\$93,400.00	1
4312	Ewing, S.	RECONSTRUCTION	CDBG	\$87,500.00	1
4719	Nome	RECONSTRUCTION	CDBG	\$93,400.00	1
4749	Burma	RECONSTRUCTION	CDBG	\$93,400.00	1
4911	Upshur	RECONSTRUCTION	CDBG	\$93,400.00	1
5180	Lauderdale	RECONSTRUCTION	CDBG	\$128,382.99	1
12511	Fish Rd.	RECONSTRUCTION	CDBG	\$93,400.00	1
	<b>Total</b>			<b>\$2,933,021.99</b>	<b>31</b>
506	Raynell	RECONSTRUCTION	HOME	\$93,400.00	1
725	Centre	RECONSTRUCTION	HOME	\$93,400.00	1
1218	Woodview Ln.	RECONSTRUCTION	HOME	\$93,400.00	1
1802	Somerset	RECONSTRUCTION	HOME	\$93,400.00	1
2006	Idaho	RECONSTRUCTION	HOME	\$93,400.00	1
2011	Pueblo	RECONSTRUCTION	HOME	\$93,400.00	1
2331	Hudspeth	RECONSTRUCTION	HOME	\$93,400.00	1
2455	Volga	RECONSTRUCTION	HOME	\$93,400.00	1
3124	Rutz	RECONSTRUCTION	HOME	\$93,400.00	1
	<b>Total</b>			<b>\$840,600.00</b>	<b>9</b>
	<b>Grant Total</b>			<b>\$3,773,621.99</b>	<b>40</b>

\*Based on type of assistance provided to the homeowner, some expenditures may have occurred in the 2009-10.

*This page intentionally left blank.*

## 19. ANNUAL PERFORMANCE REPORT

*This page intentionally left blank.*



# Annual Performance Report HOME Program

**U.S. Department of Housing  
and Urban Development**  
Office of Community Planning  
and Development

OMB Approval No. 2506-0171  
(exp. 05/31/2007)

Public reporting burden for this collection of information is estimated to average 2.5 hours per response, including the time for reviewing instructions, searching existing data sources, gathering and maintaining the data needed, and completing and reviewing the collection of information. This agency may not conduct or sponsor, and a person is not required to respond to, a collection of information unless that collection displays a valid OMB control number.

The HOME statute imposes a significant number of data collection and reporting requirements. This includes information on assisted properties, on the owners or tenants of the properties, and on other programmatic areas. The information will be used: 1) to assist HOME participants in managing their programs; 2) to track performance of participants in meeting fund commitment and expenditure deadlines; 3) to permit HUD to determine whether each participant meets the HOME statutory income targeting and affordability requirements; and 4) to permit HUD to determine compliance with other statutory and regulatory program requirements. This data collection is authorized under Title II of the Cranston-Gonzalez National Affordable Housing Act or related authorities. Access to Federal grant funds is contingent on the reporting of certain project-specific data elements. Records of information collected will be maintained by the recipients of the assistance. Information on activities and expenditures of grant funds is public information and is generally available for disclosure. Recipients are responsible for ensuring confidentiality when public disclosure is not required.

This form is intended to collect numeric data to be aggregated nationally as a complement to data collected through the Cash and Management Information (C/MI) System. Participants should enter the reporting period in the first block. The reporting period is October 1 to September 30. Instructions are included for each section if further explanation is needed.

Submit this form on or before December 31. Send one copy to the appropriate HUD Field Office and one copy to: <b>HOME Program, Rm 7176, 451 7th Street, S.W., Washington D.C. 20410</b>	This report is for period (mm/dd/yyyy)	Date Submitted (mm/dd/yyyy)
	Starting 10/01/2010	Ending 09/30/2011
		11/4/2011

## Part I Participant Identification

1. Participant Number MC-01-480203	2. Participant Name City of Dallas		
3. Name of Person completing this report Diane Conner	4. Phone Number (Include Area Code) 214-671-0640		
5. Address 1500 Marilla, 6DN-Housing	6. City Dallas	7. State Texas	1. Zip Code 75201

## Part II Program Income

Enter the following program income amounts for the reporting period: in block 1, enter the balance on hand at the beginning; in block 2, enter the amount generated; in block 3, enter the amount expended; and in block 4, enter the amount for Tenant-Based rental Assistance.

1. Balance on hand at Beginning of Reporting Period \$0	2. Amount received during Reporting Period \$547,106.61	3. Total amount expended during Reporting Period \$547,106.61	4. Amount expended for Tenant- Based Rental Assistance \$0	5. Balance on hand at end of Reporting Period (1 + 2 - 3) = 5 \$0
--	--	--	---	--

## Part III Minority Business Enterprises (MBE) and Women Business Enterprises (WBE)

In the table below, indicate the number and dollar value of contracts for HOME projects completed during the reporting period.  
Minority Business Enterprises (MBE)

	a. Total	Minority Business Enterprises (MBE)				f. White Non-Hispanic
		b. Alaskan Native or American Indian	c. Asian or Pacific Islander	d. Black Non-Hispanic	e. Hispanic	
<b>A. Contracts</b>						
1. Number	9			4	1	4
2. Dollar Amount	\$840,600.00			\$373,600.00	\$93,400.00	\$373,600.00
<b>B. Sub-Contracts</b>						
1. Number						
2. Dollar Amount						
	a. Total	b. Women Business Enterprises (WBE)	c. Male			
<b>C. Contracts</b>						
1. Number	9	0	9			
2. Dollar Amount	\$840,600.00	\$	\$840,600.00			
<b>D. Sub-Contracts</b>						
1. Number						
2. Dollar Amounts						

**Part IV Minority Owners of Rental Property**

In the table below, indicate the number of HOME assisted rental property owners and the total dollar amount of HOME funds in these rental properties assisted during the reporting period.

	a. Total	Minority Property Owners				f. White Non-Hispanic
		b. Alaskan Native or American Indian	c. Asian or Pacific Islander	d. Black Non-Hispanic	e. Hispanic	
1. Number						
2. Dollar Amount						

**Part V Relocation and Real Property Acquisition**

Indicate the number of persons displaced, the cost of relocation payments, the number of parcels acquired, and the cost of acquisition. The data provided should reflect only displacements and acquisitions occurring during the reporting period.

	a. Number	b. Cost
1. Parcels Acquired	0	
2. Businesses Displaced	0	
3. Nonprofit Organizations Displaced	0	
4. Households Temporarily Relocated, not Displaced	0	

Households Displaced	a. Total	Minority Business Enterprises (MBE)				f. White Non-Hispanic
		b. Alaskan Native or American Indian	c. Asian or Pacific Islander	d. Black Non-Hispanic	e. Hispanic	
5. Households Displaced - Number	0					
6. Households Displaced - Cost	0					

"

## 20. EARMARKING REQUIREMENTS

*This page intentionally left blank.*

U.S. Department of Housing and Urban Development  
 Office of Community Planning and Development  
 Integrated Disbursement and Information System  
 HOME Lower Income Benefit - All Fiscal Years  
 Completed Activities Only  
 DALLAS , TX

----- Percent of Area Median Income -----							Reported As Vacant
0% - 30%	31% - 50%	51% - 60%	61% - 80%	Total 0% - 60%	Total 0% - 80%		
<u>Rental Activities</u>							
Units Completed	503	365	91	23	959	982	0
TBRA Families *	1,532	241	13	9	1,786	1,795	0
Lower Income Benefit %	73.3	21.8	3.7	1.2	98.8	100.0	
<u>Homebuyer Activities</u>							
Units Completed	491	3,258	2,218	1,915	5,967	7,882	0
Lower Income Benefit %	6.2	41.3	28.1	24.3	75.7	100.0	
<u>Homeowner Activities</u>							
Units Completed	175	162	4	8	341	349	0
Lower Income Benefit %	50.1	46.4	1.1	2.3	97.7	100.0	
<u>Total By Median Income</u>							
Units Completed	1,169	3,785	2,313	1,946	7,267	9,213	0
TBRA Families *	1,532	241	13	9	1,786	1,795	0
Lower Income Benefit %	24.5	36.6	21.1	17.8	82.2	100.0	

\* TBRA Families are all families reported in TBRA activities which have had funds disbursed

*This page intentionally left blank.*

**21. STATUS OF HOME GRANTS  
(IDIS REPORT PR27)**

*This page intentionally left blank.*





U.S. Department of Housing and Urban Development  
 Office of Community Planning and Development  
 Integrated Disbursement and Information System  
**Status of HOME Grants**  
**DALLAS**

DATE: 12-19-11  
 TIME: 16:01  
 PAGE: 1

IDIS - PR27

**Commitments from Authorized Funds**

(A) Fiscal Year	(B) Total Authorization	(C) Admin/OP Reservation	(E) CR/CC Funds-Amount Reserved to CHDOS	(F) % CHDO Rsvd	(G) SU Funds-Reservations to Other Entities	(H) EN Funds-PJ Committed to Activities	(I) Total Authorized Commitments	(K) % of Auth Cmtd
1992	\$6,611,000.00	\$342,450.00	\$991,650.00	15.0%	\$0.00	\$5,276,900.00	\$6,611,000.00	100.0%
1993	\$4,338,000.00	\$592,160.00	\$683,471.89	15.7%	\$0.00	\$3,062,368.11	\$4,338,000.00	100.0%
1994	\$5,583,000.00	\$508,000.00	\$1,087,451.00	19.4%	\$0.00	\$3,987,549.00	\$5,583,000.00	100.0%
1995	\$6,044,000.00	\$904,400.00	\$906,600.00	15.0%	\$0.00	\$4,233,000.00	\$6,044,000.00	100.0%
1996	\$6,133,000.00	\$904,400.00	\$919,950.00	15.0%	\$0.00	\$4,308,650.00	\$6,133,000.00	100.0%
1997	\$5,994,000.00	\$856,600.00	\$899,100.00	15.0%	\$0.00	\$4,238,300.00	\$5,994,000.00	100.0%
1998	\$6,443,000.00	\$950,300.00	\$966,450.00	15.0%	\$0.00	\$4,526,250.00	\$6,443,000.00	100.0%
1999	\$6,965,000.00	\$794,300.00	\$1,100,000.00	15.7%	\$0.00	\$5,070,700.00	\$6,965,000.00	100.0%
2000	\$6,988,000.00	\$940,300.00	\$1,100,000.00	15.7%	\$0.00	\$4,947,700.00	\$6,988,000.00	100.0%
2001	\$7,760,000.00	\$1,206,240.00	\$1,210,000.00	15.5%	\$0.00	\$5,343,760.00	\$7,760,000.00	100.0%
2002	\$7,703,000.00	\$1,155,450.00	\$1,210,000.00	15.7%	\$0.00	\$5,337,550.00	\$7,703,000.00	100.0%
2003	\$8,971,694.00	\$1,345,753.40	\$1,345,754.10	15.0%	\$0.00	\$6,280,186.50	\$8,971,694.00	100.0%
2004	\$10,117,245.00	\$1,395,046.10	\$1,342,925.40	13.2%	\$0.00	\$7,379,273.50	\$10,117,245.00	100.0%
2005	\$8,830,907.00	\$1,270,725.90	\$1,391,004.56	15.7%	\$0.00	\$6,169,176.54	\$8,830,907.00	100.0%
2006	\$8,140,183.00	\$1,194,126.50	\$1,194,126.75	14.6%	\$0.00	\$5,751,929.75	\$8,140,183.00	100.0%
2007	\$8,078,309.00	\$1,184,845.10	\$1,184,845.65	14.6%	\$0.00	\$5,708,618.25	\$8,078,309.00	100.0%
2008	\$7,697,876.00	\$1,143,793.60	\$2,006,188.40	26.0%	\$0.00	\$4,547,894.00	\$7,697,876.00	100.0%
2009	\$8,492,632.00	\$1,273,894.80	\$4,286,349.67	50.4%	\$0.00	\$2,932,387.53	\$8,492,632.00	100.0%
2010	\$8,475,460.00	\$1,002,021.00	\$107,438.02	1.2%	\$0.00	\$1,282,710.34	\$2,392,169.36	28.2%
2011	\$7,480,380.00	\$748,038.00	\$0.00	0.0%	\$0.00	\$0.00	\$748,038.00	10.0%
<b>Total</b>	<b>\$146,846,686.00</b>	<b>\$19,712,844.40</b>	<b>\$23,933,305.44</b>	<b>16.2%</b>	<b>\$0.00</b>	<b>\$90,384,903.52</b>	<b>\$134,031,053.36</b>	<b>91.2%</b>



U.S. Department of Housing and Urban Development  
 Office of Community Planning and Development  
 Integrated Disbursement and Information System  
**Status of HOME Grants**  
**DALLAS**

DATE: 12-19-11  
 TIME: 16:01  
 PAGE: 2

IDIS - PR27

**Program Income (PI)**

Fiscal Year	Program Income Receipts	Amount Committed to Activities	% Committed	Net Disbursed	Disbursed Pending Approval	Total Disbursed	% Disbursed
1992	\$0.00	\$0.00	0.0%	\$0.00	\$0.00	\$0.00	0.0%
1993	\$0.00	\$0.00	0.0%	\$0.00	\$0.00	\$0.00	0.0%
1994	\$0.00	\$0.00	0.0%	\$0.00	\$0.00	\$0.00	0.0%
1995	\$0.00	\$0.00	0.0%	\$0.00	\$0.00	\$0.00	0.0%
1996	\$0.00	\$0.00	0.0%	\$0.00	\$0.00	\$0.00	0.0%
1997	\$0.00	\$0.00	0.0%	\$0.00	\$0.00	\$0.00	0.0%
1998	\$58,800.00	\$58,800.00	100.0%	\$58,800.00	\$0.00	\$58,800.00	100.0%
1999	\$200,000.00	\$200,000.00	100.0%	\$200,000.00	\$0.00	\$200,000.00	100.0%
2000	\$120,000.00	\$120,000.00	100.0%	\$120,000.00	\$0.00	\$120,000.00	100.0%
2001	\$422,400.00	\$422,400.00	100.0%	\$422,400.00	\$0.00	\$422,400.00	100.0%
2002	\$278,075.00	\$278,075.00	100.0%	\$278,075.00	\$0.00	\$278,075.00	100.0%
2003	\$780,272.66	\$780,272.66	100.0%	\$780,272.66	\$0.00	\$780,272.66	100.0%
2004	\$1,147,406.00	\$1,147,406.00	100.0%	\$1,147,406.00	\$0.00	\$1,147,406.00	100.0%
2005	\$375,000.00	\$375,000.00	100.0%	\$375,000.00	\$0.00	\$375,000.00	100.0%
2006	\$505,983.83	\$505,983.83	100.0%	\$505,983.83	\$0.00	\$505,983.83	100.0%
2007	\$384,967.46	\$384,967.46	100.0%	\$384,967.46	\$0.00	\$384,967.46	100.0%
2008	\$109,253.14	\$109,253.14	100.0%	\$109,253.14	\$0.00	\$109,253.14	100.0%
2009	\$141,714.20	\$141,714.20	100.0%	\$141,714.20	\$0.00	\$141,714.20	100.0%
2010	\$203,340.37	\$187,464.89	92.1%	\$120,315.00	\$0.00	\$120,315.00	59.1%
2011	\$6,960.00	\$0.00	0.0%	\$0.00	\$0.00	\$0.00	0.0%
<b>Total</b>	<b>\$4,734,172.66</b>	<b>\$4,711,337.18</b>	<b>99.5%</b>	<b>\$4,644,187.29</b>	<b>\$0.00</b>	<b>\$4,644,187.29</b>	<b>98.0%</b>



**Status of HOME Grants  
 DALLAS**

IDIS - PR27

**Disbursements**

(A) Fiscal Year	(B) Total Authorization	(C) Disbursed	(D) Returned	(E) Net Disbursed	(F) Disbursed Pending Approval	(G) Total Disbursed	(H) % Disb	(I) Grant Balance
1992	\$6,611,000.00	\$6,611,000.00	\$0.00	\$6,611,000.00	\$0.00	6,611,000.00	100.0%	\$0.00
1993	\$4,338,000.00	\$4,338,000.00	\$0.00	\$4,338,000.00	\$0.00	4,338,000.00	100.0%	\$0.00
1994	\$5,583,000.00	\$5,583,000.00	\$0.00	\$5,583,000.00	\$0.00	5,583,000.00	100.0%	\$0.00
1995	\$6,044,000.00	\$6,073,000.00	(\$29,000.00)	\$6,044,000.00	\$0.00	6,044,000.00	100.0%	\$0.00
1996	\$6,133,000.00	\$6,133,000.00	\$0.00	\$6,133,000.00	\$0.00	6,133,000.00	100.0%	\$0.00
1997	\$5,994,000.00	\$5,994,000.00	\$0.00	\$5,994,000.00	\$0.00	5,994,000.00	100.0%	\$0.00
1998	\$6,443,000.00	\$6,443,000.00	\$0.00	\$6,443,000.00	\$0.00	6,443,000.00	100.0%	\$0.00
1999	\$6,965,000.00	\$6,965,000.00	\$0.00	\$6,965,000.00	\$0.00	6,965,000.00	100.0%	\$0.00
2000	\$6,988,000.00	\$6,996,969.89	(\$8,969.89)	\$6,988,000.00	\$0.00	6,988,000.00	100.0%	\$0.00
2001	\$7,760,000.00	\$7,760,000.00	\$0.00	\$7,760,000.00	\$0.00	7,760,000.00	100.0%	\$0.00
2002	\$7,703,000.00	\$7,703,000.00	\$0.00	\$7,703,000.00	\$0.00	7,703,000.00	100.0%	\$0.00
2003	\$8,971,694.00	\$8,971,694.00	\$0.00	\$8,971,694.00	\$0.00	8,971,694.00	100.0%	\$0.00
2004	\$10,117,245.00	\$10,117,245.00	\$0.00	\$10,117,245.00	\$0.00	10,117,245.00	100.0%	\$0.00
2005	\$8,830,907.00	\$8,437,573.74	\$0.00	\$8,437,573.74	\$0.00	8,437,573.74	95.5%	\$393,333.26
2006	\$8,140,183.00	\$7,968,705.08	\$0.00	\$7,968,705.08	\$0.00	7,968,705.08	97.8%	\$171,477.92
2007	\$8,078,309.00	\$8,052,527.37	\$0.00	\$8,052,527.37	\$0.00	8,052,527.37	99.6%	\$25,781.63
2008	\$7,697,876.00	\$7,594,867.19	\$0.00	\$7,594,867.19	\$0.00	7,594,867.19	98.6%	\$103,008.81
2009	\$8,492,632.00	\$5,416,358.45	\$0.00	\$5,416,358.45	\$0.00	5,416,358.45	63.7%	\$3,076,273.55
2010	\$8,475,460.00	\$226,123.94	\$0.00	\$226,123.94	\$0.00	226,123.94	2.6%	\$8,249,336.06
2011	\$7,480,380.00	\$0.00	\$0.00	\$0.00	\$0.00	0.00	0.0%	\$7,480,380.00
<b>Total</b>	<b>\$146,846,686.00</b>	<b>\$127,385,064.66</b>	<b>(\$37,969.89)</b>	<b>\$127,347,094.77</b>	<b>\$0.00</b>	<b>127,347,094.77</b>	<b>86.7%</b>	<b>\$19,499,591.23</b>



U.S. Department of Housing and Urban Development  
 Office of Community Planning and Development  
 Integrated Disbursement and Information System  
**Status of HOME Grants**  
**DALLAS**

DATE: 12-19-11  
 TIME: 16:01  
 PAGE: 4

IDIS - PR27

**Home Activities Commitments/Disbursements**

(A) Fiscal Year	(B) Authorized for Activities	(C) Amount Committed to Activities	(D) % Cmtd	(E) Disbursed	(F) Returned	(G) Net Disbursed	(H) % Net Disb	(I) Disbursed Pending Approval	(J) Total Disbursed	(K) % Disb
1992	\$6,268,550.00	\$6,268,550.00	100.0%	\$6,268,550.00	\$0.00	\$6,268,550.00	100.0%	\$0.00	\$6,268,550.00	100.0%
1993	\$3,745,840.00	\$3,745,840.00	100.0%	\$3,745,840.00	\$0.00	\$3,745,840.00	100.0%	\$0.00	\$3,745,840.00	100.0%
1994	\$5,075,000.00	\$5,075,000.00	100.0%	\$5,075,000.00	\$0.00	\$5,075,000.00	100.0%	\$0.00	\$5,075,000.00	100.0%
1995	\$5,139,600.00	\$5,139,600.00	100.0%	\$5,168,600.00	(\$29,000.00)	\$5,139,600.00	100.0%	\$0.00	\$5,139,600.00	100.0%
1996	\$5,228,600.00	\$5,228,600.00	100.0%	\$5,228,600.00	\$0.00	\$5,228,600.00	100.0%	\$0.00	\$5,228,600.00	100.0%
1997	\$5,137,400.00	\$5,137,400.00	100.0%	\$5,137,400.00	\$0.00	\$5,137,400.00	100.0%	\$0.00	\$5,137,400.00	100.0%
1998	\$5,492,700.00	\$5,492,700.00	100.0%	\$5,492,700.00	\$0.00	\$5,492,700.00	100.0%	\$0.00	\$5,492,700.00	100.0%
1999	\$6,170,700.00	\$6,170,700.00	100.0%	\$6,170,700.00	\$0.00	\$6,170,700.00	100.0%	\$0.00	\$6,170,700.00	100.0%
2000	\$6,047,700.00	\$6,047,700.00	100.0%	\$6,056,669.89	(\$8,969.89)	\$6,047,700.00	100.0%	\$0.00	\$6,047,700.00	100.0%
2001	\$6,553,760.00	\$6,553,760.00	100.0%	\$6,553,760.00	\$0.00	\$6,553,760.00	100.0%	\$0.00	\$6,553,760.00	100.0%
2002	\$6,547,550.00	\$6,547,550.00	100.0%	\$6,547,550.00	\$0.00	\$6,547,550.00	100.0%	\$0.00	\$6,547,550.00	100.0%
2003	\$7,625,940.60	\$7,625,940.60	100.0%	\$7,625,940.60	\$0.00	\$7,625,940.60	100.0%	\$0.00	\$7,625,940.60	100.0%
2004	\$8,722,198.90	\$8,722,198.90	100.0%	\$8,722,198.90	\$0.00	\$8,722,198.90	100.0%	\$0.00	\$8,722,198.90	100.0%
2005	\$7,560,181.10	\$7,560,181.10	100.0%	\$7,166,847.84	\$0.00	\$7,166,847.84	94.7%	\$0.00	\$7,166,847.84	94.7%
2006	\$6,946,056.50	\$6,889,499.41	99.1%	\$6,774,578.58	\$0.00	\$6,774,578.58	97.5%	\$0.00	\$6,774,578.58	97.5%
2007	\$6,893,463.90	\$6,884,682.27	99.8%	\$6,867,682.27	\$0.00	\$6,867,682.27	99.6%	\$0.00	\$6,867,682.27	99.6%
2008	\$6,554,082.40	\$6,451,073.59	98.4%	\$6,451,073.59	\$0.00	\$6,451,073.59	98.4%	\$0.00	\$6,451,073.59	98.4%
2009	\$7,218,737.20	\$6,594,213.62	91.3%	\$4,473,609.61	\$0.00	\$4,473,609.61	61.9%	\$0.00	\$4,473,609.61	61.9%
2010	\$7,473,439.00	\$1,390,148.18	18.6%	\$0.00	\$0.00	\$0.00	0.0%	\$0.00	\$0.00	0.0%
2011	\$6,732,342.00	\$0.00	0.0%	\$0.00	\$0.00	\$0.00	0.0%	\$0.00	\$0.00	0.0%
<b>Total</b>	<b>\$127,133,841.60</b>	<b>\$113,525,337.67</b>	<b>89.2%</b>	<b>\$109,527,301.28</b>	<b>(\$37,969.89)</b>	<b>\$109,489,331.39</b>	<b>86.1%</b>	<b>\$0.00</b>	<b>\$109,489,331.39</b>	<b>86.1%</b>



**Status of HOME Grants  
 DALLAS**

IDIS - PR27

**Administrative Funds (AD)**

Fiscal Year	Authorized Amount	Amount Authorized from PI	Amount Reserved	% Auth Rsvd	Balance to Reserve	Total Disbursed	% Rsvd Disb	Available to Disburse
1992	\$661,100.00	\$0.00	\$292,450.00	44.2%	\$368,650.00	\$292,450.00	100.0%	\$0.00
1993	\$433,800.00	\$0.00	\$433,800.00	100.0%	\$0.00	\$433,800.00	100.0%	\$0.00
1994	\$558,300.00	\$0.00	\$508,000.00	90.9%	\$50,300.00	\$508,000.00	100.0%	\$0.00
1995	\$604,400.00	\$0.00	\$604,400.00	100.0%	\$0.00	\$604,400.00	100.0%	\$0.00
1996	\$613,300.00	\$0.00	\$604,400.00	98.5%	\$8,900.00	\$604,400.00	100.0%	\$0.00
1997	\$599,400.00	\$0.00	\$556,900.00	92.9%	\$42,500.00	\$556,900.00	100.0%	\$0.00
1998	\$644,300.00	\$5,880.00	\$644,300.00	99.0%	\$5,880.00	\$644,300.00	100.0%	\$0.00
1999	\$696,500.00	\$20,000.00	\$446,300.00	62.2%	\$270,200.00	\$446,300.00	100.0%	\$0.00
2000	\$698,800.00	\$12,000.00	\$592,300.00	83.3%	\$118,500.00	\$592,300.00	100.0%	\$0.00
2001	\$776,000.00	\$42,240.00	\$818,240.00	100.0%	\$0.00	\$818,240.00	100.0%	\$0.00
2002	\$770,300.00	\$27,807.50	\$770,300.00	96.5%	\$27,807.50	\$770,300.00	100.0%	\$0.00
2003	\$897,169.40	\$78,027.26	\$897,169.40	91.9%	\$78,027.26	\$897,169.40	100.0%	\$0.00
2004	\$948,696.10	\$114,740.60	\$948,696.10	89.2%	\$114,740.60	\$948,696.10	100.0%	\$0.00
2005	\$847,150.60	\$37,500.00	\$847,150.60	95.7%	\$37,500.00	\$847,150.60	100.0%	\$0.00
2006	\$796,084.50	\$50,598.38	\$796,084.50	94.0%	\$50,598.38	\$796,084.50	100.0%	\$0.00
2007	\$789,897.10	\$38,496.74	\$789,897.10	95.3%	\$38,496.74	\$789,897.10	100.0%	\$0.00
2008	\$762,541.60	\$10,925.31	\$762,541.60	98.5%	\$10,925.31	\$762,541.60	100.0%	\$0.00
2009	\$849,263.20	\$14,171.42	\$849,263.20	98.3%	\$14,171.42	\$518,117.24	61.0%	\$331,145.96
2010	\$847,546.00	\$20,334.03	\$578,248.00	66.6%	\$289,632.03	\$0.00	0.0%	\$578,248.00
2011	\$748,038.00	\$696.00	\$748,038.00	99.9%	\$696.00	\$0.00	0.0%	\$748,038.00
<b>Total</b>	<b>\$14,542,586.50</b>	<b>\$473,417.24</b>	<b>\$13,488,478.50</b>	<b>89.8%</b>	<b>\$1,527,525.24</b>	<b>\$11,831,046.54</b>	<b>87.7%</b>	<b>\$1,657,431.96</b>



U.S. Department of Housing and Urban Development  
 Office of Community Planning and Development  
 Integrated Disbursement and Information System  
**Status of HOME Grants**  
**DALLAS**

DATE: 12-19-11  
 TIME: 16:01  
 PAGE: 6

IDIS - PR27

**CHDO Operating Funds (CO)**

Fiscal Year	Authorized Amount	Amount Reserved	% Auth Rsvd	Balance to Reserve	Total Disbursed	% Rsvd Disb	Available to Disburse
1992	\$330,550.00	\$50,000.00	15.1%	\$280,550.00	\$50,000.00	100.0%	\$0.00
1993	\$216,900.00	\$158,360.00	73.0%	\$58,540.00	\$158,360.00	100.0%	\$0.00
1994	\$0.00	\$0.00	0.0%	\$0.00	\$0.00	0.0%	\$0.00
1995	\$302,200.00	\$300,000.00	99.2%	\$2,200.00	\$300,000.00	100.0%	\$0.00
1996	\$306,650.00	\$300,000.00	97.8%	\$6,650.00	\$300,000.00	100.0%	\$0.00
1997	\$299,700.00	\$299,700.00	100.0%	\$0.00	\$299,700.00	100.0%	\$0.00
1998	\$322,150.00	\$306,000.00	94.9%	\$16,150.00	\$306,000.00	100.0%	\$0.00
1999	\$348,250.00	\$348,000.00	99.9%	\$250.00	\$348,000.00	100.0%	\$0.00
2000	\$349,400.00	\$348,000.00	99.5%	\$1,400.00	\$348,000.00	100.0%	\$0.00
2001	\$388,000.00	\$388,000.00	100.0%	\$0.00	\$388,000.00	100.0%	\$0.00
2002	\$385,150.00	\$385,150.00	100.0%	\$0.00	\$385,150.00	100.0%	\$0.00
2003	\$448,584.70	\$448,584.00	99.9%	\$0.70	\$448,584.00	100.0%	\$0.00
2004	\$447,641.80	\$446,350.00	99.7%	\$1,291.80	\$446,350.00	100.0%	\$0.00
2005	\$423,575.30	\$423,575.30	100.0%	\$0.00	\$423,575.30	100.0%	\$0.00
2006	\$398,042.25	\$398,042.00	99.9%	\$0.25	\$398,042.00	100.0%	\$0.00
2007	\$394,948.55	\$394,948.00	99.9%	\$0.55	\$394,948.00	100.0%	\$0.00
2008	\$381,270.80	\$381,252.00	99.9%	\$18.80	\$381,252.00	100.0%	\$0.00
2009	\$424,631.60	\$424,631.60	100.0%	\$0.00	\$424,631.60	100.0%	\$0.00
2010	\$423,773.00	\$423,773.00	100.0%	\$0.00	\$226,123.94	53.3%	\$197,649.06
2011	\$0.00	\$0.00	0.0%	\$0.00	\$0.00	0.0%	\$0.00
<b>Total</b>	<b>\$6,591,418.00</b>	<b>\$6,224,365.90</b>	<b>94.4%</b>	<b>\$367,052.10</b>	<b>\$6,026,716.84</b>	<b>96.8%</b>	<b>\$197,649.06</b>



U.S. Department of Housing and Urban Development  
 Office of Community Planning and Development  
 Integrated Disbursement and Information System  
**Status of HOME Grants**  
**DALLAS**

DATE: 12-19-11  
 TIME: 16:01  
 PAGE: 7

IDIS - PR27

**CHDO Funds (CR)**

Fiscal Year	CHDO Requirement	Authorized Amount	Amount Reserved to CHDOS	% Req Rsvd	Unreserved CHDO Amount	Funds Committed to Activities	% Rsvd Cmtd	Balance to Commit	Total Disbursed	% Disb	Available to Disburse
1992	\$991,650.00	\$991,650.00	\$858,988.00	100.0%	\$0.00	\$858,988.00	100.0%	\$0.00	\$858,988.00	100.0%	\$0.00
1993	\$650,700.00	\$683,471.89	\$683,471.89	105.0%	\$0.00	\$683,471.89	100.0%	\$0.00	\$683,471.89	100.0%	\$0.00
1994	\$837,450.00	\$1,087,451.00	\$1,087,451.00	129.8%	\$0.00	\$1,087,451.00	100.0%	\$0.00	\$1,087,451.00	100.0%	\$0.00
1995	\$906,600.00	\$906,600.00	\$906,600.00	100.0%	\$0.00	\$906,600.00	100.0%	\$0.00	\$906,600.00	100.0%	\$0.00
1996	\$919,950.00	\$919,950.00	\$919,950.00	100.0%	\$0.00	\$919,950.00	100.0%	\$0.00	\$919,950.00	100.0%	\$0.00
1997	\$899,100.00	\$899,100.00	\$899,100.00	100.0%	\$0.00	\$899,100.00	100.0%	\$0.00	\$899,100.00	100.0%	\$0.00
1998	\$966,450.00	\$966,450.00	\$966,450.00	100.0%	\$0.00	\$966,450.00	100.0%	\$0.00	\$966,450.00	100.0%	\$0.00
1999	\$1,044,750.00	\$1,100,000.00	\$1,100,000.00	105.2%	\$0.00	\$1,100,000.00	100.0%	\$0.00	\$1,100,000.00	100.0%	\$0.00
2000	\$1,048,200.00	\$1,100,000.00	\$1,100,000.00	104.9%	\$0.00	\$1,100,000.00	100.0%	\$0.00	\$1,100,000.00	100.0%	\$0.00
2001	\$1,164,000.00	\$1,210,000.00	\$1,210,000.00	103.9%	\$0.00	\$1,210,000.00	100.0%	\$0.00	\$1,210,000.00	100.0%	\$0.00
2002	\$1,155,450.00	\$1,210,000.00	\$1,210,000.00	104.7%	\$0.00	\$1,210,000.00	100.0%	\$0.00	\$1,210,000.00	100.0%	\$0.00
2003	\$1,345,754.10	\$1,345,754.10	\$1,345,754.10	100.0%	\$0.00	\$1,345,754.10	100.0%	\$0.00	\$1,345,754.10	100.0%	\$0.00
2004	\$1,342,925.40	\$1,342,925.40	\$1,342,925.40	100.0%	\$0.00	\$1,342,925.40	100.0%	\$0.00	\$1,342,925.40	100.0%	\$0.00
2005	\$1,391,004.56	\$1,391,004.56	\$1,391,004.56	100.0%	\$0.00	\$1,391,004.56	100.0%	\$0.00	\$997,671.30	71.7%	\$393,333.26
2006	\$1,194,126.75	\$1,194,126.75	\$1,150,436.60	100.0%	\$0.00	\$1,137,569.66	98.8%	\$12,866.94	\$1,022,648.83	88.8%	\$127,787.77
2007	\$1,184,845.65	\$1,184,845.65	\$1,178,262.13	100.0%	\$0.00	\$1,176,064.02	99.8%	\$2,198.11	\$1,159,064.02	98.3%	\$19,198.11
2008	\$1,143,812.40	\$2,006,188.40	\$1,884,737.87	175.3%	\$0.00	\$1,884,737.87	100.0%	\$0.00	\$1,884,737.87	100.0%	\$0.00
2009	\$3,686,349.67	\$4,286,349.67	\$4,039,791.39	116.2%	\$0.00	\$3,580,267.81	88.6%	\$459,523.58	\$1,987,091.14	49.1%	\$2,052,700.25
2010	\$1,271,319.00	\$1,271,319.00	\$107,438.02	8.4%	\$1,163,880.98	\$107,437.84	99.9%	\$0.18	\$0.00	0.0%	\$107,438.02
2011	\$1,122,057.00	\$1,122,057.00	\$0.00	0.0%	\$1,122,057.00	\$0.00	0.0%	\$0.00	\$0.00	0.0%	\$0.00
<b>Total</b>	<b>\$24,266,494.53</b>	<b>\$26,219,243.42</b>	<b>\$23,382,360.96</b>	<b>98.6%</b>	<b>\$2,285,937.98</b>	<b>\$22,907,772.15</b>	<b>97.9%</b>	<b>\$474,588.81</b>	<b>\$20,681,903.55</b>	<b>88.4%</b>	<b>\$2,700,457.41</b>



U.S. Department of Housing and Urban Development  
 Office of Community Planning and Development  
 Integrated Disbursement and Information System  
**Status of HOME Grants**  
**DALLAS**

DATE: 12-19-11  
 TIME: 16:01  
 PAGE: 8

IDIS - PR27

**CHDO Loans (CL)**

Fiscal Year	Amount Authorized	Amount Reserved	Amount Committed	% Auth Cmtd	Balance to Commit	Total Disbursed	% Disb	Balance to Disburse
1992	\$99,165.00	\$0.00	\$0.00	0.0%	\$0.00	\$0.00	0.0%	\$0.00
1993	\$68,347.19	\$0.00	\$0.00	0.0%	\$0.00	\$0.00	0.0%	\$0.00
1994	\$108,745.10	\$0.00	\$0.00	0.0%	\$0.00	\$0.00	0.0%	\$0.00
1995	\$90,660.00	\$0.00	\$0.00	0.0%	\$0.00	\$0.00	0.0%	\$0.00
1996	\$91,995.00	\$0.00	\$0.00	0.0%	\$0.00	\$0.00	0.0%	\$0.00
1997	\$89,910.00	\$0.00	\$0.00	0.0%	\$0.00	\$0.00	0.0%	\$0.00
1998	\$96,645.00	\$0.00	\$0.00	0.0%	\$0.00	\$0.00	0.0%	\$0.00
1999	\$110,000.00	\$0.00	\$0.00	0.0%	\$0.00	\$0.00	0.0%	\$0.00
2000	\$110,000.00	\$0.00	\$0.00	0.0%	\$0.00	\$0.00	0.0%	\$0.00
2001	\$121,000.00	\$0.00	\$0.00	0.0%	\$0.00	\$0.00	0.0%	\$0.00
2002	\$121,000.00	\$0.00	\$0.00	0.0%	\$0.00	\$0.00	0.0%	\$0.00
2003	\$134,575.41	\$0.00	\$0.00	0.0%	\$0.00	\$0.00	0.0%	\$0.00
2004	\$134,292.54	\$0.00	\$0.00	0.0%	\$0.00	\$0.00	0.0%	\$0.00
2005	\$139,100.46	\$0.00	\$0.00	0.0%	\$0.00	\$0.00	0.0%	\$0.00
2006	\$119,412.68	\$43,690.15	\$0.00	0.0%	\$43,690.15	\$0.00	0.0%	\$43,690.15
2007	\$118,484.57	\$6,583.52	\$0.00	0.0%	\$6,583.52	\$0.00	0.0%	\$6,583.52
2008	\$200,618.84	\$121,450.53	\$18,441.72	15.1%	\$103,008.81	\$18,441.72	15.1%	\$103,008.81
2009	\$428,634.97	\$246,558.28	\$81,558.28	33.0%	\$165,000.00	\$81,558.28	33.0%	\$165,000.00
2010	\$127,131.90	\$0.00	\$0.00	0.0%	\$0.00	\$0.00	0.0%	\$0.00
2011	\$112,205.70	\$0.00	\$0.00	0.0%	\$0.00	\$0.00	0.0%	\$0.00
<b>Total</b>	<b>\$2,621,924.34</b>	<b>\$418,282.48</b>	<b>\$100,000.00</b>	<b>23.9%</b>	<b>\$318,282.48</b>	<b>\$100,000.00</b>	<b>23.9%</b>	<b>\$318,282.48</b>





**Status of HOME Grants  
 DALLAS**

IDIS - PR27

**CHDO Capacity (CC)**

<b>Fiscal Year</b>	<b>Authorized Amount</b>	<b>Amount Reserved</b>	<b>Amount Committed</b>	<b>% Auth Cmtd</b>	<b>Balance to Commit</b>	<b>Total Disbursed</b>	<b>% Disb</b>	<b>Balance to Disburse</b>
1992	\$150,000.00	\$132,662.00	\$132,662.00	100.0%	\$0.00	\$132,662.00	100.0%	\$0.00
1993	\$0.00	\$0.00	\$0.00	0.0%	\$0.00	\$0.00	0.0%	\$0.00
1994	\$0.00	\$0.00	\$0.00	0.0%	\$0.00	\$0.00	0.0%	\$0.00
1995	\$0.00	\$0.00	\$0.00	0.0%	\$0.00	\$0.00	0.0%	\$0.00
1996	\$0.00	\$0.00	\$0.00	0.0%	\$0.00	\$0.00	0.0%	\$0.00
1997	\$0.00	\$0.00	\$0.00	0.0%	\$0.00	\$0.00	0.0%	\$0.00
1998	\$0.00	\$0.00	\$0.00	0.0%	\$0.00	\$0.00	0.0%	\$0.00
1999	\$0.00	\$0.00	\$0.00	0.0%	\$0.00	\$0.00	0.0%	\$0.00
2000	\$0.00	\$0.00	\$0.00	0.0%	\$0.00	\$0.00	0.0%	\$0.00
2001	\$0.00	\$0.00	\$0.00	0.0%	\$0.00	\$0.00	0.0%	\$0.00
2002	\$0.00	\$0.00	\$0.00	0.0%	\$0.00	\$0.00	0.0%	\$0.00
2003	\$0.00	\$0.00	\$0.00	0.0%	\$0.00	\$0.00	0.0%	\$0.00
2004	\$0.00	\$0.00	\$0.00	0.0%	\$0.00	\$0.00	0.0%	\$0.00
2005	\$0.00	\$0.00	\$0.00	0.0%	\$0.00	\$0.00	0.0%	\$0.00
2006	\$0.00	\$0.00	\$0.00	0.0%	\$0.00	\$0.00	0.0%	\$0.00
2007	\$0.00	\$0.00	\$0.00	0.0%	\$0.00	\$0.00	0.0%	\$0.00
2008	\$0.00	\$0.00	\$0.00	0.0%	\$0.00	\$0.00	0.0%	\$0.00
2009	\$0.00	\$0.00	\$0.00	0.0%	\$0.00	\$0.00	0.0%	\$0.00
2010	\$0.00	\$0.00	\$0.00	0.0%	\$0.00	\$0.00	0.0%	\$0.00
2011	\$0.00	\$0.00	\$0.00	0.0%	\$0.00	\$0.00	0.0%	\$0.00
<b>Total</b>	<b>\$150,000.00</b>	<b>\$132,662.00</b>	<b>\$132,662.00</b>	<b>100.0%</b>	<b>\$0.00</b>	<b>\$132,662.00</b>	<b>100.0%</b>	<b>\$0.00</b>



U.S. Department of Housing and Urban Development  
 Office of Community Planning and Development  
 Integrated Disbursement and Information System  
**Status of HOME Grants**  
**DALLAS**

DATE: 12-19-11  
 TIME: 16:01  
 PAGE: 10

IDIS - PR27

**Reservations to State Recipients and Sub-recipients (SU)**

<b>Fiscal Year</b>	<b>Amount Reserved to Other Entities</b>	<b>Amount Committed</b>	<b>% Rsvd Cmtd</b>	<b>Balance to Commit</b>	<b>Total Disbursed</b>	<b>% Disb</b>	<b>Available to Disburse</b>
1992	\$0.00	\$0.00	0.0%	\$0.00	\$0.00	0.0%	\$0.00
1993	\$0.00	\$0.00	0.0%	\$0.00	\$0.00	0.0%	\$0.00
1994	\$0.00	\$0.00	0.0%	\$0.00	\$0.00	0.0%	\$0.00
1995	\$0.00	\$0.00	0.0%	\$0.00	\$0.00	0.0%	\$0.00
1996	\$0.00	\$0.00	0.0%	\$0.00	\$0.00	0.0%	\$0.00
1997	\$0.00	\$0.00	0.0%	\$0.00	\$0.00	0.0%	\$0.00
1998	\$0.00	\$0.00	0.0%	\$0.00	\$0.00	0.0%	\$0.00
1999	\$0.00	\$0.00	0.0%	\$0.00	\$0.00	0.0%	\$0.00
2000	\$0.00	\$0.00	0.0%	\$0.00	\$0.00	0.0%	\$0.00
2001	\$0.00	\$0.00	0.0%	\$0.00	\$0.00	0.0%	\$0.00
2002	\$0.00	\$0.00	0.0%	\$0.00	\$0.00	0.0%	\$0.00
2003	\$0.00	\$0.00	0.0%	\$0.00	\$0.00	0.0%	\$0.00
2004	\$0.00	\$0.00	0.0%	\$0.00	\$0.00	0.0%	\$0.00
2005	\$0.00	\$0.00	0.0%	\$0.00	\$0.00	0.0%	\$0.00
2006	\$0.00	\$0.00	0.0%	\$0.00	\$0.00	0.0%	\$0.00
2007	\$0.00	\$0.00	0.0%	\$0.00	\$0.00	0.0%	\$0.00
2008	\$0.00	\$0.00	0.0%	\$0.00	\$0.00	0.0%	\$0.00
2009	\$0.00	\$0.00	0.0%	\$0.00	\$0.00	0.0%	\$0.00
2010	\$0.00	\$0.00	0.0%	\$0.00	\$0.00	0.0%	\$0.00
2011	\$0.00	\$0.00	0.0%	\$0.00	\$0.00	0.0%	\$0.00
<b>Total</b>	<b>\$0.00</b>	<b>\$0.00</b>	<b>0.0%</b>	<b>\$0.00</b>	<b>\$0.00</b>	<b>0.0%</b>	<b>\$0.00</b>



**Status of HOME Grants  
 DALLAS**

IDIS - PR27

**Total Program Funds**

(A) Fiscal Year	(B) Total Authorization	(C) Program Income Amount	(D) Committed Amount	(E) Net Disbursed for Activities	(F) Net Disbursed for Admin/OP	(G) Net Disbursed	(H) Disbursed Pending Approval	(I) Total Disbursed	(J) Available to Disburse
1992	\$6,611,000.00	\$0.00	\$6,268,550.00	\$6,268,550.00	\$342,450.00	\$6,611,000.00	\$0.00	\$6,611,000.00	\$0.00
1993	\$4,338,000.00	\$0.00	\$3,745,840.00	\$3,745,840.00	\$592,160.00	\$4,338,000.00	\$0.00	\$4,338,000.00	\$0.00
1994	\$5,583,000.00	\$0.00	\$5,075,000.00	\$5,075,000.00	\$508,000.00	\$5,583,000.00	\$0.00	\$5,583,000.00	\$0.00
1995	\$6,044,000.00	\$0.00	\$5,139,600.00	\$5,139,600.00	\$904,400.00	\$6,044,000.00	\$0.00	\$6,044,000.00	\$0.00
1996	\$6,133,000.00	\$0.00	\$5,228,600.00	\$5,228,600.00	\$904,400.00	\$6,133,000.00	\$0.00	\$6,133,000.00	\$0.00
1997	\$5,994,000.00	\$0.00	\$5,137,400.00	\$5,137,400.00	\$856,600.00	\$5,994,000.00	\$0.00	\$5,994,000.00	\$0.00
1998	\$6,443,000.00	\$58,800.00	\$5,551,500.00	\$5,551,500.00	\$950,300.00	\$6,501,800.00	\$0.00	\$6,501,800.00	\$0.00
1999	\$6,965,000.00	\$200,000.00	\$6,370,700.00	\$6,370,700.00	\$794,300.00	\$7,165,000.00	\$0.00	\$7,165,000.00	\$0.00
2000	\$6,988,000.00	\$120,000.00	\$6,167,700.00	\$6,167,700.00	\$940,300.00	\$7,108,000.00	\$0.00	\$7,108,000.00	\$0.00
2001	\$7,760,000.00	\$422,400.00	\$6,976,160.00	\$6,976,160.00	\$1,206,240.00	\$8,182,400.00	\$0.00	\$8,182,400.00	\$0.00
2002	\$7,703,000.00	\$278,075.00	\$6,825,625.00	\$6,825,625.00	\$1,155,450.00	\$7,981,075.00	\$0.00	\$7,981,075.00	\$0.00
2003	\$8,971,694.00	\$780,272.66	\$8,406,213.26	\$8,406,213.26	\$1,345,753.40	\$9,751,966.66	\$0.00	\$9,751,966.66	\$0.00
2004	\$10,117,245.00	\$1,147,406.00	\$9,869,604.90	\$9,869,604.90	\$1,395,046.10	\$11,264,651.00	\$0.00	\$11,264,651.00	\$0.00
2005	\$8,830,907.00	\$375,000.00	\$7,935,181.10	\$7,541,847.84	\$1,270,725.90	\$8,812,573.74	\$0.00	\$8,812,573.74	\$393,333.26
2006	\$8,140,183.00	\$505,983.83	\$7,395,483.24	\$7,280,562.41	\$1,194,126.50	\$8,474,688.91	\$0.00	\$8,474,688.91	\$171,477.92
2007	\$8,078,309.00	\$384,967.46	\$7,269,649.73	\$7,252,649.73	\$1,184,845.10	\$8,437,494.83	\$0.00	\$8,437,494.83	\$25,781.63
2008	\$7,697,876.00	\$109,253.14	\$6,560,326.73	\$6,560,326.73	\$1,143,793.60	\$7,704,120.33	\$0.00	\$7,704,120.33	\$103,008.81
2009	\$8,492,632.00	\$141,714.20	\$6,735,927.82	\$4,615,323.81	\$942,748.84	\$5,558,072.65	\$0.00	\$5,558,072.65	\$3,076,273.55
2010	\$8,475,460.00	\$203,340.37	\$1,577,613.07	\$120,315.00	\$226,123.94	\$346,438.94	\$0.00	\$346,438.94	\$8,332,361.43
2011	\$7,480,380.00	\$6,960.00	\$0.00	\$0.00	\$0.00	\$0.00	\$0.00	\$0.00	\$7,487,340.00
<b>Total</b>	<b>\$146,846,686.00</b>	<b>\$4,734,172.66</b>	<b>\$118,236,674.85</b>	<b>\$114,133,518.68</b>	<b>\$17,857,763.38</b>	<b>\$131,991,282.06</b>	<b>\$0.00</b>	<b>\$131,991,282.06</b>	<b>\$19,589,576.60</b>



**Status of HOME Grants  
 DALLAS**

IDIS - PR27

**Total Program Percent**

(A) Fiscal Year	(B) Total Authorization	(C) Program Income Amount	(D) % Committed for Activities	(E) % Disb for Activities	(F) % Disb for Admin/OP	(G) % Net Disbursed	(H) % Disbursed Pending Approval	(I) % Total Disbursed	(J) % Available to Disburse
1992	\$6,611,000.00	\$0.00	94.8%	94.8%	5.1%	100.0%	0.0%	100.0%	0.0%
1993	\$4,338,000.00	\$0.00	86.3%	86.3%	13.6%	100.0%	0.0%	100.0%	0.0%
1994	\$5,583,000.00	\$0.00	90.9%	90.9%	9.0%	100.0%	0.0%	100.0%	0.0%
1995	\$6,044,000.00	\$0.00	85.0%	85.0%	14.9%	100.0%	0.0%	100.0%	0.0%
1996	\$6,133,000.00	\$0.00	85.2%	85.2%	14.7%	100.0%	0.0%	100.0%	0.0%
1997	\$5,994,000.00	\$0.00	85.7%	85.7%	14.2%	100.0%	0.0%	100.0%	0.0%
1998	\$6,443,000.00	\$58,800.00	86.1%	85.3%	14.6%	100.0%	0.0%	100.0%	0.0%
1999	\$6,965,000.00	\$200,000.00	91.4%	88.9%	11.0%	100.0%	0.0%	100.0%	0.0%
2000	\$6,988,000.00	\$120,000.00	88.2%	86.7%	13.2%	100.0%	0.0%	100.0%	0.0%
2001	\$7,760,000.00	\$422,400.00	89.8%	85.2%	14.7%	100.0%	0.0%	100.0%	0.0%
2002	\$7,703,000.00	\$278,075.00	88.6%	85.5%	14.4%	100.0%	0.0%	100.0%	0.0%
2003	\$8,971,694.00	\$780,272.66	93.6%	86.2%	13.7%	100.0%	0.0%	100.0%	0.0%
2004	\$10,117,245.00	\$1,147,406.00	97.5%	87.6%	12.3%	100.0%	0.0%	100.0%	0.0%
2005	\$8,830,907.00	\$375,000.00	89.8%	81.9%	13.8%	95.7%	0.0%	95.7%	4.2%
2006	\$8,140,183.00	\$505,983.83	90.8%	84.2%	13.8%	98.0%	0.0%	98.0%	1.9%
2007	\$8,078,309.00	\$384,967.46	89.9%	85.6%	13.9%	99.6%	0.0%	99.6%	0.3%
2008	\$7,697,876.00	\$109,253.14	85.2%	84.0%	14.6%	98.6%	0.0%	98.6%	1.3%
2009	\$8,492,632.00	\$141,714.20	79.3%	53.4%	10.9%	64.3%	0.0%	64.3%	35.6%
2010	\$8,475,460.00	\$203,340.37	18.6%	1.3%	2.6%	3.9%	0.0%	3.9%	96.0%
2011	\$7,480,380.00	\$6,960.00	0.0%	0.0%	0.0%	0.0%	0.0%	0.0%	100.0%
<b>Total</b>	<b>\$146,846,686.00</b>	<b>\$4,734,172.66</b>	<b>80.5%</b>	<b>75.2%</b>	<b>11.7%</b>	<b>87.0%</b>	<b>0.0%</b>	<b>87.0%</b>	<b>12.9%</b>

**22. STATUS OF  
COMMUNITY HOUSING DEVELOPMENT  
ORGANIZATION (CHDO) FUNDS  
(IDIS REPORT PR25)**

*This page intentionally left blank.*



U.S. Department of Housing and Urban Development  
 Office of Community Planning and Development  
 Integrated Disbursement and Information System  
 PR 25 - Status of CHDO Funds by Fiscal Year Report  
 DALLAS, TX

DATE: 12-19-11  
 TIME: 15:58  
 PAGE: 1

**Funds Subgranted To CHDOS**

Fiscal Year	CHDO Name	Fund Type	Amount	Amount	Balance	%	Amount	%
			Reserved	Committed	to Commit	Committed Reserved	Disbursed	Disbursed Committed
1992	DALLAS NEIGHBORHOOD ALLIANCE FOR HABITAT	CR	\$17,338.00	\$17,338.00	\$0.00	100.0%	\$17,338.00	100.0%
	INNERCITY DEVELOPMENT CORP	CR	\$86,650.00	\$86,650.00	\$0.00	100.0%	\$86,650.00	100.0%
	THE PEACE HOUSING CORP	CR	\$25,000.00	\$25,000.00	\$0.00	100.0%	\$25,000.00	100.0%
	VECINOS UNIDOS, INC	CR	\$730,000.00	\$730,000.00	\$0.00	100.0%	\$730,000.00	100.0%
	<b>Fund Type Total for 1992</b>	<b>CR</b>	<b>\$858,988.00</b>	<b>\$858,988.00</b>	<b>\$0.00</b>	<b>100.0%</b>	<b>\$858,988.00</b>	<b>100.0%</b>
<b>Total For 1992 All Funds (CO+CR+CC+CL)</b>			<b>\$858,988.00</b>					

**Funds Subgranted To CHDOS**

Fiscal Year	CHDO Name	Fund Type	Amount	Amount	Balance	%	Amount	%
			Reserved	Committed	to Commit	Committed Reserved	Disbursed	Disbursed Committed
1993	INNERCITY DEVELOPMENT CORP	CR	\$153,350.00	\$153,350.00	\$0.00	100.0%	\$153,350.00	100.0%
	OAKCLIFF DEVELOPMENT CORP	CR	\$325,921.89	\$325,921.89	\$0.00	100.0%	\$325,921.89	100.0%
	SOUTHFAIR COMMUNITY DEVELOPMENT CORP	CR	\$38,000.00	\$38,000.00	\$0.00	100.0%	\$38,000.00	100.0%
	THE PEACE HOUSING CORP	CR	\$85,360.00	\$85,360.00	\$0.00	100.0%	\$85,360.00	100.0%
	VECINOS UNIDOS, INC	CR	\$80,840.00	\$80,840.00	\$0.00	100.0%	\$80,840.00	100.0%
	<b>Fund Type Total for 1993</b>	<b>CR</b>	<b>\$683,471.89</b>	<b>\$683,471.89</b>	<b>\$0.00</b>	<b>100.0%</b>	<b>\$683,471.89</b>	<b>100.0%</b>
<b>Total For 1993 All Funds (CO+CR+CC+CL)</b>			<b>\$683,471.89</b>					

**Funds Subgranted To CHDOS**

Fiscal Year	CHDO Name	Fund Type	Amount	Amount	Balance	%	Amount	%
			Reserved	Committed	to Commit	Committed Reserved	Disbursed	Disbursed Committed
1994	INNERCITY DEVELOPMENT CORP	CR	\$60,278.89	\$60,278.89	\$0.00	100.0%	\$60,278.89	100.0%
	OAKCLIFF DEVELOPMENT CORP	CR	\$338,079.00	\$338,079.00	\$0.00	100.0%	\$338,079.00	100.0%
	SOUTHFAIR COMMUNITY DEVELOPMENT CORP	CR	\$319,093.11	\$319,093.11	\$0.00	100.0%	\$319,093.11	100.0%
	VECINOS UNIDOS, INC	CR	\$370,000.00	\$370,000.00	\$0.00	100.0%	\$370,000.00	100.0%
	<b>Fund Type Total for 1994</b>	<b>CR</b>	<b>\$1,087,451.00</b>	<b>\$1,087,451.00</b>	<b>\$0.00</b>	<b>100.0%</b>	<b>\$1,087,451.00</b>	<b>100.0%</b>
<b>Total For 1994 All Funds (CO+CR+CC+CL)</b>			<b>\$1,087,451.00</b>					



U.S. Department of Housing and Urban Development  
 Office of Community Planning and Development  
 Integrated Disbursement and Information System  
 PR 25 - Status of CHDO Funds by Fiscal Year Report  
 DALLAS, TX

DATE: 12-19-11  
 TIME: 15:58  
 PAGE: 2

**Funds Subgranted To CHDOS**

Fiscal Year	CHDO Name	Fund Type	Amount	Amount	Balance	%	Amount	%
			Reserved	Committed	to Commit	Committed Reserved	Disbursed	Disbursed Committed
1995	FOREST HEIGHTS NEIGHBORHOOD DEVELOPMENT CORP.	CR	\$24,000.00	\$24,000.00	\$0.00	100.0%	\$24,000.00	100.0%
	INNERCITY DEVELOPMENT CORP	CR	\$137,286.08	\$137,286.08	\$0.00	100.0%	\$137,286.08	100.0%
	MAPLE AVE. ECONOMIC DEVELOPMENT CORPORATION	CR	\$161,000.00	\$161,000.00	\$0.00	100.0%	\$161,000.00	100.0%
	OAKCLIFF DEVELOPMENT CORP	CR	\$250,000.00	\$250,000.00	\$0.00	100.0%	\$250,000.00	100.0%
	OPERATION RELIEF CENTER	CR	\$165,969.37	\$165,969.37	\$0.00	100.0%	\$165,969.37	100.0%
	SOUTHFAIR COMMUNITY DEVELOPMENT CORP	CR	\$140,133.00	\$140,133.00	\$0.00	100.0%	\$140,133.00	100.0%
	THE PEACE HOUSING CORP	CR	\$28,211.55	\$28,211.55	\$0.00	100.0%	\$28,211.55	100.0%
	<b>Fund Type Total for 1995</b>	<b>CR</b>	<b>\$906,600.00</b>	<b>\$906,600.00</b>	<b>\$0.00</b>	<b>100.0%</b>	<b>\$906,600.00</b>	<b>100.0%</b>
<b>Total For 1995 All Funds (CO+CR+CC+CL)</b>			<b>\$906,600.00</b>					

**Funds Subgranted To CHDOS**

Fiscal Year	CHDO Name	Fund Type	Amount	Amount	Balance	%	Amount	%
			Reserved	Committed	to Commit	Committed Reserved	Disbursed	Disbursed Committed
1996	FOREST HEIGHTS NEIGHBORHOOD DEVELOPMENT CORP.	CR	\$26,000.00	\$26,000.00	\$0.00	100.0%	\$26,000.00	100.0%
	MAPLE AVE. ECONOMIC DEVELOPMENT CORPORATION	CR	\$600.00	\$600.00	\$0.00	100.0%	\$600.00	100.0%
	OAKCLIFF DEVELOPMENT CORP	CR	\$12,003.59	\$12,003.59	\$0.00	100.0%	\$12,003.59	100.0%
	OPERATION RELIEF CENTER	CR	\$423,636.30	\$423,636.30	\$0.00	100.0%	\$423,636.30	100.0%
	VECINOS UNIDOS, INC	CR	\$457,710.11	\$457,710.11	\$0.00	100.0%	\$457,710.11	100.0%
	<b>Fund Type Total for 1996</b>	<b>CR</b>	<b>\$919,950.00</b>	<b>\$919,950.00</b>	<b>\$0.00</b>	<b>100.0%</b>	<b>\$919,950.00</b>	<b>100.0%</b>
<b>Total For 1996 All Funds (CO+CR+CC+CL)</b>			<b>\$919,950.00</b>					





U.S. Department of Housing and Urban Development  
 Office of Community Planning and Development  
 Integrated Disbursement and Information System  
 PR 25 - Status of CHDO Funds by Fiscal Year Report  
 DALLAS, TX

DATE: 12-19-11  
 TIME: 15:58  
 PAGE: 3

**Funds Subgranted To CHDOS**

Fiscal Year	CHDO Name	Fund Type	Amount	Amount	Balance	%	Amount	%
			Reserved	Committed	to Commit	Committed Reserved	Disbursed	Disbursed Committed
1997	DALLAS NEIGHBORHOOD ALLIANCE FOR HABITAT	CR	\$262,240.22	\$262,240.22	\$0.00	100.0%	\$262,240.22	100.0%
	INNERCITY DEVELOPMENT CORP	CR	\$206,209.78	\$206,209.78	\$0.00	100.0%	\$206,209.78	100.0%
	OPERATION RELIEF CENTER	CR	\$363,650.00	\$363,650.00	\$0.00	100.0%	\$363,650.00	100.0%
	SOUTHFAIR COMMUNITY DEVELOPMENT CORP	CR	\$67,000.00	\$67,000.00	\$0.00	100.0%	\$67,000.00	100.0%
	<b>Fund Type Total for 1997</b>	<b>CR</b>	<b>\$899,100.00</b>	<b>\$899,100.00</b>	<b>\$0.00</b>	<b>100.0%</b>	<b>\$899,100.00</b>	<b>100.0%</b>
<b>Total For 1997 All Funds (CO+CR+CC+CL)</b>			<b>\$899,100.00</b>					

**Funds Subgranted To CHDOS**

Fiscal Year	CHDO Name	Fund Type	Amount	Amount	Balance	%	Amount	%
			Reserved	Committed	to Commit	Committed Reserved	Disbursed	Disbursed Committed
1998	BUILDERS OF HOPE CDC	CR	\$120,000.00	\$120,000.00	\$0.00	100.0%	\$120,000.00	100.0%
	DALLAS NEIGHBORHOOD ALLIANCE FOR HABITAT	CR	\$163,409.78	\$163,409.78	\$0.00	100.0%	\$163,409.78	100.0%
	EAST DALLAS COMMUNITY DEV. ORIGANIZATION	CR	\$99,000.00	\$99,000.00	\$0.00	100.0%	\$99,000.00	100.0%
	FOREST HEIGHTS NEIGHBORHOOD DEVELOPMENT CORP.	CR	\$91,000.00	\$91,000.00	\$0.00	100.0%	\$91,000.00	100.0%
	INNERCITY DEVELOPMENT CORP	CR	\$43,447.26	\$43,447.26	\$0.00	100.0%	\$43,447.26	100.0%
	MAPLE AVE. ECONOMIC DEVELOPMENT CORPORATION	CR	\$44,046.00	\$44,046.00	\$0.00	100.0%	\$44,046.00	100.0%
	OPERATION RELIEF CENTER	CR	\$396,744.96	\$396,744.96	\$0.00	100.0%	\$396,744.96	100.0%
	VECINOS UNIDOS, INC	CR	\$8,802.00	\$8,802.00	\$0.00	100.0%	\$8,802.00	100.0%
	<b>Fund Type Total for 1998</b>	<b>CR</b>	<b>\$966,450.00</b>	<b>\$966,450.00</b>	<b>\$0.00</b>	<b>100.0%</b>	<b>\$966,450.00</b>	<b>100.0%</b>
<b>Total For 1998 All Funds (CO+CR+CC+CL)</b>			<b>\$966,450.00</b>					



U.S. Department of Housing and Urban Development  
 Office of Community Planning and Development  
 Integrated Disbursement and Information System  
 PR 25 - Status of CHDO Funds by Fiscal Year Report  
 DALLAS, TX

DATE: 12-19-11  
 TIME: 15:58  
 PAGE: 4

**Funds Subgranted To CHDOS**

Fiscal Year	CHDO Name	Fund Type	Amount	Amount	Balance	%	Amount	%
			Reserved	Committed	to Commit	Committed Reserved	Disbursed	Disbursed Committed
1999	BUILDERS OF HOPE CDC	CR	\$69,999.30	\$69,999.30	\$0.00	100.0%	\$69,999.30	100.0%
	DALLAS CITY HOMES	CR	\$204,361.37	\$204,361.37	\$0.00	100.0%	\$204,361.37	100.0%
	DALLAS NEIGHBORHOOD ALLIANCE FOR HABITAT	CR	\$380,071.60	\$380,071.60	\$0.00	100.0%	\$380,071.60	100.0%
	EAST DALLAS COMMUNITY DEV. ORIGANIZATION	CR	\$99,000.00	\$99,000.00	\$0.00	100.0%	\$99,000.00	100.0%
	FOREST HEIGHTS NEIGHBORHOOD DEVELOPMENT CORP.	CR	\$60,000.00	\$60,000.00	\$0.00	100.0%	\$60,000.00	100.0%
	INNERCITY DEVELOPMENT CORP	CR	\$39,001.36	\$39,001.36	\$0.00	100.0%	\$39,001.36	100.0%
	MAPLE AVE. ECONOMIC DEVELOPMENT CORPORATION	CR	\$15,954.00	\$15,954.00	\$0.00	100.0%	\$15,954.00	100.0%
	OPERATION RELIEF CENTER	CR	\$105,999.37	\$105,999.37	\$0.00	100.0%	\$105,999.37	100.0%
	SOUTHFAIR COMMUNITY DEVELOPMENT CORP	CR	\$53,825.00	\$53,825.00	\$0.00	100.0%	\$53,825.00	100.0%
	SPECTRUM HOUSING, INC.	CR	\$50,000.00	\$50,000.00	\$0.00	100.0%	\$50,000.00	100.0%
	VECINOS UNIDOS, INC	CR	\$21,788.00	\$21,788.00	\$0.00	100.0%	\$21,788.00	100.0%
	<b>Fund Type Total for 1999</b>	<b>CR</b>	<b>\$1,100,000.00</b>	<b>\$1,100,000.00</b>	<b>\$0.00</b>	<b>100.0%</b>	<b>\$1,100,000.00</b>	<b>100.0%</b>
<b>Total For 1999 All Funds (CO+CR+CC+CL)</b>			<b>\$1,100,000.00</b>					

**Funds Subgranted To CHDOS**

Fiscal Year	CHDO Name	Fund Type	Amount	Amount	Balance	%	Amount	%
			Reserved	Committed	to Commit	Committed Reserved	Disbursed	Disbursed Committed
2000	DALLAS CITY HOMES	CR	\$88,229.03	\$88,229.03	\$0.00	100.0%	\$88,229.03	100.0%
	DALLAS NEIGHBORHOOD ALLIANCE FOR HABITAT	CR	\$616,970.66	\$616,970.66	\$0.00	100.0%	\$616,970.66	100.0%
	FOREST HEIGHTS NEIGHBORHOOD DEVELOPMENT CORP.	CR	\$13,958.97	\$13,958.97	\$0.00	100.0%	\$13,958.97	100.0%
	MAPLE AVE. ECONOMIC DEVELOPMENT CORPORATION	CR	\$84,600.00	\$84,600.00	\$0.00	100.0%	\$84,600.00	100.0%
	SOUTHFAIR COMMUNITY DEVELOPMENT CORP	CR	\$296,241.34	\$296,241.34	\$0.00	100.0%	\$296,241.34	100.0%
	<b>Fund Type Total for 2000</b>	<b>CR</b>	<b>\$1,100,000.00</b>	<b>\$1,100,000.00</b>	<b>\$0.00</b>	<b>100.0%</b>	<b>\$1,100,000.00</b>	<b>100.0%</b>
<b>Total For 2000 All Funds (CO+CR+CC+CL)</b>			<b>\$1,100,000.00</b>					



U.S. Department of Housing and Urban Development  
 Office of Community Planning and Development  
 Integrated Disbursement and Information System  
 PR 25 - Status of CHDO Funds by Fiscal Year Report  
 DALLAS, TX

DATE: 12-19-11  
 TIME: 15:58  
 PAGE: 5

**Funds Subgranted To CHDOS**

Fiscal Year	CHDO Name	Fund Type	Amount	Amount	Balance	%	Amount	%
			Reserved	Committed	to Commit	Committed Reserved	Disbursed	Disbursed Committed
2001	BUILDERS OF HOPE CDC	CR	\$129,000.00	\$129,000.00	\$0.00	100.0%	\$129,000.00	100.0%
	DALLAS CITY HOMES	CR	\$177,294.51	\$177,294.51	\$0.00	100.0%	\$177,294.51	100.0%
	DALLAS NEIGHBORHOOD ALLIANCE FOR HABITAT	CR	\$415,279.34	\$415,279.34	\$0.00	100.0%	\$415,279.34	100.0%
	FOREST HEIGHTS NEIGHBORHOOD DEVELOPMENT CORP.	CR	\$433,656.78	\$433,656.78	\$0.00	100.0%	\$433,656.78	100.0%
	SOUTHFAIR COMMUNITY DEVELOPMENT CORP	CR	\$39,000.00	\$39,000.00	\$0.00	100.0%	\$39,000.00	100.0%
	VECINOS UNIDOS, INC	CR	\$15,769.37	\$15,769.37	\$0.00	100.0%	\$15,769.37	100.0%
	<b>Fund Type Total for 2001</b>	<b>CR</b>	<b>\$1,210,000.00</b>	<b>\$1,210,000.00</b>	<b>\$0.00</b>	<b>100.0%</b>	<b>\$1,210,000.00</b>	<b>100.0%</b>
<b>Total For 2001 All Funds (CO+CR+CC+CL)</b>			<b>\$1,210,000.00</b>					

**Funds Subgranted To CHDOS**

Fiscal Year	CHDO Name	Fund Type	Amount	Amount	Balance	%	Amount	%
			Reserved	Committed	to Commit	Committed Reserved	Disbursed	Disbursed Committed
2002	BUILDERS OF HOPE CDC	CR	\$40,000.00	\$40,000.00	\$0.00	100.0%	\$40,000.00	100.0%
	CENTRAL DALLAS CDC	CR	\$50,000.00	\$50,000.00	\$0.00	100.0%	\$50,000.00	100.0%
	DALLAS CITY HOMES	CR	\$34,000.00	\$34,000.00	\$0.00	100.0%	\$34,000.00	100.0%
	DALLAS NEIGHBORHOOD ALLIANCE FOR HABITAT	CR	\$230,426.15	\$230,426.15	\$0.00	100.0%	\$230,426.15	100.0%
	EAST DALLAS COMMUNITY DEV. ORIGANIZATION	CR	\$20,885.97	\$20,885.97	\$0.00	100.0%	\$20,885.97	100.0%
	FOREST HEIGHTS NEIGHBORHOOD DEVELOPMENT CORP.	CR	\$179,164.25	\$179,164.25	\$0.00	100.0%	\$179,164.25	100.0%
	OPERATION RELIEF CENTER	CR	\$500,000.00	\$500,000.00	\$0.00	100.0%	\$500,000.00	100.0%
	PRESBYTERIAN HOUSING PROGRAMS	CR	\$66,000.00	\$66,000.00	\$0.00	100.0%	\$66,000.00	100.0%
	SOUTHFAIR COMMUNITY DEVELOPMENT CORP	CR	\$55,293.00	\$55,293.00	\$0.00	100.0%	\$55,293.00	100.0%
	VECINOS UNIDOS, INC	CR	\$34,230.63	\$34,230.63	\$0.00	100.0%	\$34,230.63	100.0%
	<b>Fund Type Total for 2002</b>	<b>CR</b>	<b>\$1,210,000.00</b>	<b>\$1,210,000.00</b>	<b>\$0.00</b>	<b>100.0%</b>	<b>\$1,210,000.00</b>	<b>100.0%</b>
<b>Total For 2002 All Funds (CO+CR+CC+CL)</b>			<b>\$1,210,000.00</b>					



U.S. Department of Housing and Urban Development  
 Office of Community Planning and Development  
 Integrated Disbursement and Information System  
 PR 25 - Status of CHDO Funds by Fiscal Year Report  
 DALLAS, TX

DATE: 12-19-11  
 TIME: 15:58  
 PAGE: 6

**Funds Subgranted To CHDOS**

Fiscal Year	CHDO Name	Fund Type	Amount	Amount	Balance	%	Amount	%
			Reserved	Committed	to Commit	Committed Reserved	Disbursed	Disbursed Committed
2003	BUILDERS OF HOPE CDC	CR	\$373,421.00	\$373,421.00	\$0.00	100.0%	\$373,421.00	100.0%
	DALLAS CITY HOMES	CR	\$74,862.43	\$74,862.43	\$0.00	100.0%	\$74,862.43	100.0%
	DALLAS NEIGHBORHOOD ALLIANCE FOR HABITAT	CR	\$265,914.25	\$265,914.25	\$0.00	100.0%	\$265,914.25	100.0%
	EAST DALLAS COMMUNITY DEV. ORIGANIZATION	CR	\$131,748.45	\$131,748.45	\$0.00	100.0%	\$131,748.45	100.0%
	FOREST HEIGHTS NEIGHBORHOOD DEVELOPMENT CORP.	CR	\$10,164.25	\$10,164.25	\$0.00	100.0%	\$10,164.25	100.0%
	INNERCITY DEVELOPMENT CORP	CR	\$183,300.00	\$183,300.00	\$0.00	100.0%	\$183,300.00	100.0%
	SOUTHFAIR COMMUNITY DEVELOPMENT CORP	CR	\$296,617.39	\$296,617.39	\$0.00	100.0%	\$296,617.39	100.0%
	VECINOS UNIDOS, INC	CR	\$9,726.33	\$9,726.33	\$0.00	100.0%	\$9,726.33	100.0%
	<b>Fund Type Total for 2003</b>	<b>CR</b>	<b>\$1,345,754.10</b>	<b>\$1,345,754.10</b>	<b>\$0.00</b>	<b>100.0%</b>	<b>\$1,345,754.10</b>	<b>100.0%</b>
<b>Total For 2003 All Funds (CO+CR+CC+CL)</b>			<b>\$1,345,754.10</b>					

**Funds Subgranted To CHDOS**

Fiscal Year	CHDO Name	Fund Type	Amount	Amount	Balance	%	Amount	%
			Reserved	Committed	to Commit	Committed Reserved	Disbursed	Disbursed Committed
2004	BUILDERS OF HOPE CDC	CR	\$242,519.00	\$242,519.00	\$0.00	100.0%	\$242,519.00	100.0%
	CENTRAL DALLAS CDC	CR	\$20,061.48	\$20,061.48	\$0.00	100.0%	\$20,061.48	100.0%
	DALLAS CITY HOMES	CR	\$202,191.18	\$202,191.18	\$0.00	100.0%	\$202,191.18	100.0%
	EAST DALLAS COMMUNITY DEV. ORIGANIZATION	CR	\$587,712.93	\$587,712.93	\$0.00	100.0%	\$587,712.93	100.0%
	FOREST HEIGHTS NEIGHBORHOOD DEVELOPMENT CORP.	CR	\$50,084.00	\$50,084.00	\$0.00	100.0%	\$50,084.00	100.0%
	LIGHT ECONOMIC AND DEVELOPMENT, INC.	CR	\$44,916.00	\$44,916.00	\$0.00	100.0%	\$44,916.00	100.0%
	SOUTHFAIR COMMUNITY DEVELOPMENT CORP	CR	\$195,440.81	\$195,440.81	\$0.00	100.0%	\$195,440.81	100.0%
	<b>Fund Type Total for 2004</b>	<b>CR</b>	<b>\$1,342,925.40</b>	<b>\$1,342,925.40</b>	<b>\$0.00</b>	<b>100.0%</b>	<b>\$1,342,925.40</b>	<b>100.0%</b>
<b>Total For 2004 All Funds (CO+CR+CC+CL)</b>			<b>\$1,342,925.40</b>					



U.S. Department of Housing and Urban Development  
 Office of Community Planning and Development  
 Integrated Disbursement and Information System  
 PR 25 - Status of CHDO Funds by Fiscal Year Report  
 DALLAS, TX

DATE: 12-19-11  
 TIME: 15:58  
 PAGE: 7

**Funds Subgranted To CHDOS**

Fiscal Year	CHDO Name	Fund Type	Amount	Amount	Balance	%	Amount	%
			Reserved	Committed	to Commit	Committed Reserved	Disbursed	Disbursed Committed
2005	BUILDERS OF HOPE CDC	CR	\$205,470.00	\$205,470.00	\$0.00	100.0%	\$205,470.00	100.0%
	DALLAS CITY HOMES	CR	\$30,130.16	\$30,130.16	\$0.00	100.0%	\$30,130.16	100.0%
	DALLAS NEIGHBORHOOD ALLIANCE FOR HABITAT	CR	\$365,000.00	\$365,000.00	\$0.00	100.0%	\$365,000.00	100.0%
	EAST DALLAS COMMUNITY DEV. ORIGANIZATION	CR	\$749,652.65	\$749,652.65	\$0.00	100.0%	\$356,319.39	47.5%
	FOREST HEIGHTS NEIGHBORHOOD DEVELOPMENT CORP.	CR	\$40,751.75	\$40,751.75	\$0.00	100.0%	\$40,751.75	100.0%
	<b>Fund Type Total for 2005</b>	<b>CR</b>	<b>\$1,391,004.56</b>	<b>\$1,391,004.56</b>	<b>\$0.00</b>	<b>100.0%</b>	<b>\$997,671.30</b>	<b>71.7%</b>
<b>Total For 2005 All Funds (CO+CR+CC+CL)</b>			<b>\$1,391,004.56</b>					

**Funds Subgranted To CHDOS**

Fiscal Year	CHDO Name	Fund Type	Amount	Amount	Balance	%	Amount	%
			Reserved	Committed	to Commit	Committed Reserved	Disbursed	Disbursed Committed
2006	BUILDERS OF HOPE CDC	CR	\$44,674.20	\$44,674.20	\$0.00	100.0%	\$3,315.00	7.4%
	CENTRAL DALLAS CDC	CR	\$350,000.00	\$350,000.00	\$0.00	100.0%	\$350,000.00	100.0%
	CITY WIDE CDC	CR	\$50,000.00	\$50,000.00	\$0.00	100.0%	\$50,000.00	100.0%
	CORNER STONE DEVELOPMENT CORP.,INC	CR	\$110,201.70	\$110,201.70	\$0.00	100.0%	\$110,201.70	100.0%
	DALLAS NEIGHBORHOOD ALLIANCE FOR HABITAT	CR	\$173,653.00	\$173,653.00	\$0.00	100.0%	\$173,653.00	100.0%
	EAST DALLAS COMMUNITY DEV. ORIGANIZATION	CR	\$79,524.63	\$79,524.63	\$0.00	100.0%	\$0.00	0.0%
	INNERCITY DEVELOPMENT CORP	CR	\$12,866.94	\$0.00	\$12,866.94	0.0%	\$5,963.00	
	SOUTHFAIR COMMUNITY DEVELOPMENT CORP	CR	\$303,468.60	\$303,468.60	\$0.00	100.0%	\$303,468.60	100.0%
	VECINOS UNIDOS, INC	CR	\$26,047.53	\$26,047.53	\$0.00	100.0%	\$26,047.53	100.0%
	<b>Fund Type Total for 2006</b>	<b>CR</b>	<b>\$1,150,436.60</b>	<b>\$1,137,569.66</b>	<b>\$12,866.94</b>	<b>98.9%</b>	<b>\$1,022,648.83</b>	<b>89.9%</b>

**Funds Not Subgranted To CHDOS**

Fiscal Year	Fund Type	Balance to Reserve
2006	CHDO LOAN	CL
		\$43,690.15
	<b>Grand Total Not Subgranted for 2006</b>	<b>\$43,690.15</b>
<b>Total For 2006 All Funds (CO+CR+CC+CL)</b>		<b>\$1,194,126.75</b>



U.S. Department of Housing and Urban Development  
 Office of Community Planning and Development  
 Integrated Disbursement and Information System  
 PR 25 - Status of CHDO Funds by Fiscal Year Report  
 DALLAS, TX

DATE: 12-19-11  
 TIME: 15:58  
 PAGE: 8

**Funds Subgranted To CHDOS**

Fiscal Year	CHDO Name	Fund Type	Amount	Amount	Balance	%	Amount	%
			Reserved	Committed	to	Committed	Disbursed	Disbursed
2007	BUILDERS OF HOPE CDC	CR	\$233,262.13	\$233,262.13	\$0.00	100.0%	\$233,262.13	100.0%
	DALLAS CITY HOMES	CR	\$40,000.00	\$37,801.89	\$2,198.11	94.5%	\$37,801.89	100.0%
	DALLAS NEIGHBORHOOD ALLIANCE FOR HABITAT	CR	\$760,000.00	\$760,000.00	\$0.00	100.0%	\$760,000.00	100.0%
	FOREST HEIGHTS NEIGHBORHOOD DEVELOPMENT CORP.	CR	\$37,000.00	\$37,000.00	\$0.00	100.0%	\$20,000.00	54.1%
	SOUTHFAIR COMMUNITY DEVELOPMENT CORP	CR	\$108,000.00	\$108,000.00	\$0.00	100.0%	\$108,000.00	100.0%
	<b>Fund Type Total for 2007</b>	<b>CR</b>	<b>\$1,178,262.13</b>	<b>\$1,176,064.02</b>	<b>\$2,198.11</b>	<b>99.8%</b>	<b>\$1,159,064.02</b>	<b>98.6%</b>

**Funds Not Subgranted To CHDOS**

Fiscal Year	Fund Type	Balance to Reserve
2007	CHDO LOAN	CL
		\$6,583.52
	<b>Grand Total Not Subgranted for 2007</b>	<b>\$6,583.52</b>
<b>Total For 2007 All Funds (CO+CR+CC+CL)</b>		<b>\$1,184,845.65</b>

**Funds Subgranted To CHDOS**

Fiscal Year	CHDO Name	Fund Type	Amount	Amount	Balance	%	Amount	%
			Reserved	Committed	to	Committed	Disbursed	Disbursed
2008	BUILDERS OF HOPE CDC	CL	\$18,441.72	\$18,441.72	\$0.00	100.0%	\$18,441.72	100.0%
	<b>Fund Type Total for 2008</b>	<b>CL</b>	<b>\$18,441.72</b>	<b>\$18,441.72</b>	<b>\$0.00</b>	<b>100.0%</b>	<b>\$18,441.72</b>	<b>100.0%</b>
	BUILDERS OF HOPE CDC	CR	\$1,334,737.87	\$1,334,737.87	\$0.00	100.0%	\$1,334,737.87	100.0%
	DALLAS NEIGHBORHOOD ALLIANCE FOR HABITAT	CR	\$550,000.00	\$550,000.00	\$0.00	100.0%	\$550,000.00	100.0%
	<b>Fund Type Total for 2008</b>	<b>CR</b>	<b>\$1,884,737.87</b>	<b>\$1,884,737.87</b>	<b>\$0.00</b>	<b>100.0%</b>	<b>\$1,884,737.87</b>	<b>100.0%</b>

**Funds Not Subgranted To CHDOS**

Fiscal Year	Fund Type	Balance to Reserve
2008	CHDO LOAN	CL
		\$103,008.81
	<b>Grand Total Not Subgranted for 2008</b>	<b>\$103,008.81</b>
<b>Total For 2008 All Funds (CO+CR+CC+CL)</b>		<b>\$2,006,188.40</b>



U.S. Department of Housing and Urban Development  
 Office of Community Planning and Development  
 Integrated Disbursement and Information System  
 PR 25 - Status of CHDO Funds by Fiscal Year Report  
 DALLAS, TX

DATE: 12-19-11  
 TIME: 15:58  
 PAGE: 9

**Funds Subgranted To CHDOS**

Fiscal Year	CHDO Name	Fund Type	Amount	Amount	Balance	%	Amount	%
			Reserved	Committed	to Commit	Committed Reserved	Disbursed	Disbursed Committed
2009	BUILDERS OF HOPE CDC	CL	\$81,558.28	\$81,558.28	\$0.00	100.0%	\$81,558.28	100.0%
	<b>Fund Type Total for 2009</b>	<b>CL</b>	<b>\$81,558.28</b>	<b>\$81,558.28</b>	<b>\$0.00</b>	<b>100.0%</b>	<b>\$81,558.28</b>	<b>100.0%</b>
	4E COMMUNITY DEVELOPMENT CORPORATION	CR	\$140,000.00	\$140,000.00	\$0.00	100.0%	\$89,567.44	64.0%
	BUILDERS OF HOPE CDC	CR	\$350,000.00	\$350,000.00	\$0.00	100.0%	\$98,677.79	28.2%
	CITY WIDE CDC	CR	\$625,000.00	\$625,000.00	\$0.00	100.0%	\$625,000.00	100.0%
	EAST DALLAS COMMUNITY DEV. ORIGANIZATION	CR	\$502,321.73	\$42,798.15	\$459,523.58	8.5%	\$0.00	0.0%
	FOREST HEIGHTS NEIGHBORHOOD DEVELOPMENT CORP.	CR	\$367,866.00	\$367,866.00	\$0.00	100.0%	\$19,778.29	5.4%
	INNERCITY DEVELOPMENT CORP	CR	\$1,191,688.00	\$1,191,688.00	\$0.00	100.0%	\$664,780.00	55.8%
	SOUTHFAIR COMMUNITY DEVELOPMENT CORP	CR	\$862,915.66	\$862,915.66	\$0.00	100.0%	\$489,287.62	56.7%
	<b>Fund Type Total for 2009</b>	<b>CR</b>	<b>\$4,039,791.39</b>	<b>\$3,580,267.81</b>	<b>\$459,523.58</b>	<b>88.6%</b>	<b>\$1,987,091.14</b>	<b>55.5%</b>

**Funds Not Subgranted To CHDOS**

Fiscal Year	Fund Type	Balance to Reserve
2009	CHDO LOAN	\$165,000.00
	<b>Grand Total Not Subgranted for 2009</b>	<b>\$165,000.00</b>
<b>Total For 2009 All Funds (CO+CR+CC+CL)</b>		<b>\$4,286,349.67</b>



U.S. Department of Housing and Urban Development  
 Office of Community Planning and Development  
 Integrated Disbursement and Information System  
 PR 25 - Status of CHDO Funds by Fiscal Year Report  
 DALLAS, TX

DATE: 12-19-11  
 TIME: 15:58  
 PAGE: 10

**Funds Subgranted To CHDOS**

Fiscal Year	CHDO Name	Fund Type	Amount Reserved	Amount Committed	Balance to Commit	% Committed Reserved	Amount Disbursed	% Disbursed Committed
2010	SOUTHFAIR COMMUNITY DEVELOPMENT CORP	CR	\$107,438.02	\$107,437.84	\$0.18	100.0%	\$0.00	0.0%
<b>Fund Type Total for 2010</b>		<b>CR</b>	<b>\$107,438.02</b>	<b>\$107,437.84</b>	<b>\$0.18</b>	<b>100.0%</b>	<b>\$0.00</b>	<b>0.0%</b>

**Funds Not Subgranted To CHDOS**

Fiscal Year	Fund Type	Balance to Reserve
2010	CHDO OPERATING EXPENSES	\$197,649.06
	CHDO RESERVE	\$1,163,880.98
<b>Grand Total Not Subgranted for 2010</b>		<b>\$1,361,530.04</b>
<b>Total For 2010 All Funds (CO+CR+CC+CL)</b>		<b>\$1,468,968.06</b>

**Funds Not Subgranted To CHDOS**

Fiscal Year	Fund Type	Balance to Reserve
2011	CHDO RESERVE	\$1,122,057.00
<b>Grand Total Not Subgranted for 2011</b>		<b>\$1,122,057.00</b>
<b>Total For 2011 All Funds (CO+CR+CC+CL)</b>		<b>\$1,122,057.00</b>



**23. STATUS OF HOME ACTIVITIES  
(IDIS REPORT PR22 & PR85)**

*This page intentionally left blank.*



U.S. Department of Housing and Urban Development  
 Office of Community Planning and Development  
 Integrated Disbursement and Information System  
 Status of HOME Activities - Entitlement  
 DALLAS, TX

DATE: 12-19-11  
 TIME: 15:52  
 PAGE: 1

**IDIS - PR22**

Tenure Type	Activity Type	IDIS Activity	Activity Address	Activity Status	Status Date	Total Units	Home Units	Commit Date	Committed Amount	Drawn Amount	PCT
Homebuyer	NEW CONSTRUCTION	5666	8502 Bearden Ln Pleasant Oaks Project , Dallas TX, 75227	Final Draw	05/30/08	6	6	01/27/03	\$700,000.00	\$700,000.00	100.00%
		6816	1730 Dennison St , Dallas TX, 75212	Completed	06/22/11	1	1	10/13/04	\$35,773.86	\$35,773.86	100.00%
		7480	2200 Iroquois Dr , Dallas TX, 75212	Completed	02/14/11	60	60	05/27/05	\$610,630.20	\$610,630.20	100.00%
		9041	4210 Junius St , Dallas TX, 75246	Completed	12/01/11	3	3	04/23/07	\$90,000.00	\$90,000.00	100.00%
		9380	1103 Claude St , Dallas TX, 75203	Completed	11/23/11	2	2	10/31/07	\$52,500.00	\$52,500.00	100.00%
		10193	2111 Ingersoll St 2111 INGERSOLL , Dallas TX, 75212	Completed	01/24/11	2	2	06/19/09	\$68,785.00	\$68,785.00	100.00%
		10734	4835 Silver Ave , Dallas TX, 75223	Completed	11/09/11	2	2	04/12/10	\$57,321.88	\$57,321.88	100.00%
		10799	8622 Cedar Post Ct , Dallas TX, 75227	Completed	11/30/11	3	3	06/15/10	\$165,000.00	\$165,000.00	100.00%
		10824	1909 Park Row Ave , Dallas TX, 75215	Canceled	06/23/11	4	4	07/16/10	\$0.00	\$0.00	0.00%
		10872	2514 Hooper St , Dallas TX, 75215	Open	06/01/11	1	1	10/26/10	\$140,000.00	\$89,567.44	63.98%
		11021	2005 Angelina Dr , Dallas TX, 75212	Open	08/11/11	10	10	12/13/10	\$310,000.00	\$188,102.59	60.68%
		11278	5406 Bexar St , Dallas TX, 75215	Open	11/23/11	0	0	11/23/11	\$200,000.00	\$0.00	0.00%



U.S. Department of Housing and Urban Development  
 Office of Community Planning and Development  
 Integrated Disbursement and Information System  
 Status of HOME Activities - Entitlement  
 DALLAS, TX

DATE: 12-19-11  
 TIME: 15:52  
 PAGE: 2

**IDIS - PR22**

Tenure Type	Activity Type	IDIS Activity	Activity Address	Activity Status	Status Date	Total Units	Home Units	Commit Date	Committed Amount	Drawn Amount	PCT
Homebuyer	ACQUISITION ONLY	6292	400 E. LANCASTER , DALLAS TX, 75208	Final Draw	12/16/04	1	1	03/12/04	\$92,968.00	\$92,968.00	100.00%
		8290	4717 Philip Ave , Dallas TX, 75223	Final Draw	02/25/10	6	6	05/24/06	\$52,801.89	\$52,801.89	100.00%
		8605	3422 Borger St , Dallas TX, 75212	Completed	10/12/11	12	12	10/17/06	\$205,000.00	\$205,000.00	100.00%
		8789	2805 Rochester St , Dallas TX, 75215	Completed	11/30/11	14	14	08/06/08	\$108,653.00	\$108,653.00	100.00%
		8797	1834 Angelina Dr , Dallas TX, 75212	Completed	10/06/11	27	27	12/18/06	\$75,000.00	\$75,000.00	100.00%
		9200	512 N Lancaster Ave , Dallas TX, 75203	Final Draw	10/30/07	3	3	10/29/07	\$42,100.68	\$42,100.68	100.00%
		9578	4720 Joseph Wiley St , Dallas TX, 75210	Completed	09/14/11	40	40	03/17/08	\$1,460,000.00	\$1,460,000.00	100.00%
		9621	4810 Spring Ave , Dallas TX, 75210	Final Draw	11/21/08	1	1	11/03/08	\$9,500.00	\$9,500.00	100.00%
		9916	4907 Spring Ave , Dallas TX, 75210	Open	11/21/08	11	11	11/06/08	\$291,500.00	\$282,000.00	96.74%
		10041	PRAIRIE CREEK SUBDIVISION , Dallas TX, 75226	Final Draw	06/03/09	4	4	01/23/09	\$500,000.00	\$500,000.00	100.00%
		10056	1811 Shaw St , Dallas TX, 75212	Completed	10/28/11	11	11	03/26/09	\$330,000.00	\$330,000.00	100.00%
		10271	2819 Barge Ln , Dallas TX, 75212	Open	09/29/10	22	22	08/24/09	\$547,000.00	\$502,885.00	91.94%
		10419	6616 Happy Trails Dr , Dallas TX, 75241	Completed	03/09/11	1	1	10/16/09	\$10,577.00	\$10,577.00	100.00%
		10577	258 Cliff Heights Cir , Dallas TX, 75241	Final Draw	07/15/11	1	1	12/18/09	\$110,000.00	\$110,000.00	100.00%
		10612	2715 Mojave Dr , Dallas TX, 75241	Completed	03/03/11	1	1	02/09/10	\$15,499.00	\$15,499.00	100.00%
		10629	1752 Nina Dr , Grand Prairie TX, 75051	Completed	03/03/11	1	1	02/18/10	\$12,499.00	\$12,499.00	100.00%
		10634	1330 Laurenwood Dr , Dallas TX, 75217	Completed	03/03/11	1	1	02/23/10	\$6,499.00	\$6,499.00	100.00%
		10661	2805 Drycreek Ln , Dallas TX, 75237	Completed	02/17/11	1	1	02/26/10	\$6,499.00	\$6,499.00	100.00%
		10702	3114 Lenway St , Dallas TX, 75215	Open	12/16/11	2	2	03/26/10	\$572,727.89	\$455,340.50	79.50%
		10741	1715 Bayside St , Dallas TX, 75212	Completed	01/20/11	1	1	04/14/10	\$5,000.00	\$5,000.00	100.00%
		10753	2345 San Medina Ave , Dallas TX, 75228	Completed	01/20/11	1	1	04/28/10	\$3,104.00	\$3,104.00	100.00%
		10788	7813 Red Spring Rd , Dallas TX, 75241	Completed	01/20/11	1	1	05/26/10	\$2,000.00	\$2,000.00	100.00%
		10797	1317 Pigeon Ct , Grand Prairie TX, 75051	Completed	01/20/11	1	1	06/17/10	\$2,000.00	\$2,000.00	100.00%
		10802	7824 Kansas Ave , Dallas TX, 75241	Completed	01/20/11	1	1	06/29/10	\$2,000.00	\$2,000.00	100.00%
		10835	MAP: 1707 Toronto Street , DALLAS TX, 75211	Completed	01/20/11	1	1	08/03/10	\$5,000.00	\$5,000.00	100.00%
		10871	3617 Kingsford Ave , Dallas TX, 75227	Canceled	07/26/11	0	0	10/19/10	\$0.00	\$0.00	0.00%
		10873	3514 Vilbig Rd , Dallas TX, 75212	Completed	02/09/11	1	1	10/20/10	\$12,500.00	\$12,500.00	100.00%
		10875	1218 Goldie Ave , Dallas TX, 75211	Completed	02/09/11	1	1	10/20/10	\$6,000.00	\$6,000.00	100.00%
		10876	2741 W Clarendon Dr , Dallas TX, 75211	Completed	02/09/11	1	1	11/17/10	\$6,000.00	\$6,000.00	100.00%
		10877	1013 Shaw St , Dallas TX, 75212	Completed	02/09/11	1	1	10/20/10	\$12,500.00	\$12,500.00	100.00%
		10878	1720 Walmsley Ave , Dallas TX, 75208	Completed	02/09/11	1	1	10/20/10	\$6,000.00	\$6,000.00	100.00%
		10879	2111 Ingersoll St , Dallas TX, 75212	Completed	02/09/11	1	1	10/20/10	\$12,500.00	\$12,500.00	100.00%
		10880	9029 Prairie Wood Pl , Dallas TX, 75217	Completed	02/09/11	1	1	10/21/10	\$12,500.00	\$12,500.00	100.00%
		11018	3222 Idaho Ave , Dallas TX, 75216	Completed	02/17/11	1	1	12/02/10	\$3,000.00	\$3,000.00	100.00%
		11019	4838 Silver Ave , Dallas TX, 75223	Completed	02/09/11	1	1	12/06/10	\$3,000.00	\$3,000.00	100.00%
		11020	4826 Parry Ave , Dallas TX, 75223	Completed	02/09/11	1	1	12/06/10	\$3,000.00	\$3,000.00	100.00%
		11034	8618 Cedar Post Ct , Dallas TX, 75227	Completed	02/17/11	1	1	01/10/11	\$2,000.00	\$2,000.00	100.00%
		11035	12225 Gardenia Dr , Dallas TX, 75218	Completed	02/17/11	1	1	01/10/11	\$2,000.00	\$2,000.00	100.00%



U.S. Department of Housing and Urban Development  
 Office of Community Planning and Development  
 Integrated Disbursement and Information System  
 Status of HOME Activities - Entitlement  
 DALLAS, TX

DATE: 12-19-11  
 TIME: 15:52  
 PAGE: 3

**IDIS - PR22**

Tenure Type	Activity Type	IDIS Activity	Activity Address	Activity Status	Status Date	Total Units	Home Units	Commit Date	Committed Amount	Drawn Amount	PCT
Homebuyer ACQUISITION ONLY											
		11036	1710 Nomas St , Dallas TX, 75212	Completed	03/30/11	1	1	02/22/11	\$2,000.00	\$2,000.00	100.00%
		11037	1119 Brunner Ave , Dallas TX, 75224	Completed	03/18/11	1	1	01/10/11	\$2,000.00	\$2,000.00	100.00%
		11039	2619 Gladstone Dr , Dallas TX, 75211	Completed	03/18/11	1	1	01/21/11	\$2,000.00	\$2,000.00	100.00%
		11040	6212 College Way , Dallas TX, 75241	Completed	02/17/11	1	1	01/21/11	\$2,000.00	\$2,000.00	100.00%
		11041	2810 Dusk Ln , Dallas TX, 75237	Completed	02/17/11	1	1	01/21/11	\$2,000.00	\$2,000.00	100.00%
		11042	4004 Glenhaven Blvd , Dallas TX, 75211	Completed	02/17/11	1	1	01/21/11	\$2,000.00	\$2,000.00	100.00%
		11043	1019 Hartsdale Dr , Dallas TX, 75211	Completed	03/18/11	1	1	01/21/11	\$2,000.00	\$2,000.00	100.00%
		11044	1419 Caldwell St , Dallas TX, 75223	Completed	02/17/11	1	1	01/21/11	\$2,000.00	\$2,000.00	100.00%
		11045	3520 Gaspar Dr , Dallas TX, 75220	Completed	02/17/11	1	1	01/21/11	\$2,000.00	\$2,000.00	100.00%
		11046	1717 Dennison St , Dallas TX, 75212	Completed	02/17/11	1	1	01/26/11	\$2,000.00	\$2,000.00	100.00%
		11047	2559 Wood Valley Dr , Dallas TX, 75211	Completed	02/17/11	1	1	01/26/11	\$2,000.00	\$2,000.00	100.00%
		11048	3534 Gaspar Dr , Dallas TX, 75220	Completed	02/17/11	1	1	02/09/11	\$2,000.00	\$2,000.00	100.00%
		11049	4541 Las Haciendas Dr , Dallas TX, 75211	Completed	02/17/11	1	1	01/26/11	\$2,000.00	\$2,000.00	100.00%
		11050	9304 Coriander Pl , Dallas TX, 75217	Completed	02/17/11	1	1	01/26/11	\$2,000.00	\$2,000.00	100.00%
		11051	6624 Leaning Oaks St , Dallas TX, 75241	Completed	02/17/11	1	1	01/26/11	\$2,000.00	\$2,000.00	100.00%
		11052	6026 Farnsworth Dr , Dallas TX, 75236	Completed	02/17/11	1	1	01/26/11	\$2,000.00	\$2,000.00	100.00%
		11053	6661 Happy Trails Dr , Dallas TX, 75241	Completed	04/11/11	1	1	02/03/11	\$2,000.00	\$2,000.00	100.00%
		11054	2115 Ingersoll St , Dallas TX, 75212	Completed	03/30/11	1	1	02/03/11	\$2,000.00	\$2,000.00	100.00%
		11055	5526 Pickfair Cir , Dallas TX, 75235	Completed	07/11/11	1	1	02/10/11	\$2,000.00	\$2,000.00	100.00%
		11056	9455 Sandyland Blvd , Dallas TX, 75217	Completed	03/30/11	1	1	02/11/11	\$2,000.00	\$2,000.00	100.00%
		11059	3326 Poinsettia Dr , Dallas TX, 75211	Completed	03/18/11	1	1	02/14/11	\$2,000.00	\$2,000.00	100.00%
		11060	3064 Townsend Dr , Dallas TX, 75229	Completed	03/08/11	1	1	02/17/11	\$2,000.00	\$2,000.00	100.00%
		11061	1261 Sleepy Hollow Dr , Dallas TX, 75235	Completed	03/08/11	1	1	02/22/11	\$2,000.00	\$2,000.00	100.00%
		11062	3927 June Dr , Dallas TX, 75211	Completed	03/18/11	1	1	02/22/11	\$2,000.00	\$2,000.00	100.00%
		11063	2825 Lonesome Dove Ln , Dallas TX, 75237	Completed	03/18/11	1	1	02/22/11	\$2,000.00	\$2,000.00	100.00%
		11065	3243 Bellville Dr , Dallas TX, 75228	Completed	03/21/11	1	1	02/23/11	\$2,000.00	\$2,000.00	100.00%
		11066	2531 Seedling Ln , Dallas TX, 75287	Completed	03/08/11	1	1	03/02/11	\$2,000.00	\$2,000.00	100.00%
		11067	7651 Piedmont Dr , Dallas TX, 75227	Completed	03/18/11	1	1	03/02/11	\$2,000.00	\$2,000.00	100.00%
		11068	9409 Sandyland Blvd , Dallas TX, 75217	Completed	07/01/11	1	1	03/02/11	\$2,000.00	\$2,000.00	100.00%
		11069	6143 College Way , Dallas TX, 75241	Completed	03/18/11	1	1	03/02/11	\$2,000.00	\$2,000.00	100.00%
		11070	3534 Virginia Blvd , Dallas TX, 75211	Completed	03/18/11	1	1	03/02/11	\$2,000.00	\$2,000.00	100.00%
		11071	1843 Homeland St , Dallas TX, 75212	Completed	03/18/11	1	1	03/02/11	\$2,000.00	\$2,000.00	100.00%
		11072	10743 Black Walnut Dr , Dallas TX, 75243	Final Draw	08/03/11	1	1	07/27/11	\$2,000.00	\$2,000.00	100.00%
		11073	6115 Challedon Ln , Dallas TX, 75211	Completed	03/18/11	1	1	03/02/11	\$2,000.00	\$2,000.00	100.00%
		11075	2325 McCutcheon Ln , Dallas TX, 75227	Completed	03/21/11	1	1	03/09/11	\$2,000.00	\$2,000.00	100.00%
		11076	3107 S Edgefield Ave , Dallas TX, 75224	Completed	03/30/11	1	1	03/09/11	\$2,000.00	\$2,000.00	100.00%
		11078	1738 Dennison St , Dallas TX, 75212	Completed	07/14/11	1	1	03/14/11	\$2,000.00	\$2,000.00	100.00%
		11079	11421 Broadmoor Dr , Dallas TX, 75218	Completed	07/11/11	1	1	03/25/11	\$2,000.00	\$2,000.00	100.00%
		11080	710 Gallant Fox Dr , Dallas TX, 75211	Completed	07/11/11	1	1	03/25/11	\$2,000.00	\$2,000.00	100.00%



U.S. Department of Housing and Urban Development  
 Office of Community Planning and Development  
 Integrated Disbursement and Information System  
 Status of HOME Activities - Entitlement  
 DALLAS, TX

DATE: 12-19-11  
 TIME: 15:52  
 PAGE: 4

**IDIS - PR22**

Tenure Type	Activity Type	IDIS Activity	Activity Address	Activity Status	Status Date	Total Units	Home Units	Commit Date	Committed Amount	Drawn Amount	PCT
Homebuyer ACQUISITION ONLY											
		11082	4710 Joseph Wiley St , Dallas TX, 75210	Completed	07/01/11	1	1	03/25/11	\$2,000.00	\$2,000.00	100.00%
		11083	6556 Leaning Oaks St , Dallas TX, 75241	Completed	07/07/11	1	1	03/25/11	\$2,000.00	\$2,000.00	100.00%
		11084	3064 Coombs Creek Dr , Dallas TX, 75233	Completed	07/11/11	1	1	03/29/11	\$2,000.00	\$2,000.00	100.00%
		11085	1847 Homeland St , Dallas TX, 75212	Completed	07/01/11	1	1	03/29/11	\$2,000.00	\$2,000.00	100.00%
		11086	921 S Rosemont Ave , Dallas TX, 75208	Completed	04/22/11	1	1	03/30/11	\$2,000.00	\$2,000.00	100.00%
		11087	6660 Happy Trails Dr , Dallas TX, 75241	Completed	04/22/11	1	1	03/30/11	\$2,000.00	\$2,000.00	100.00%
		11088	5308 Bexar St , Dallas TX, 75215	Completed	04/22/11	1	1	03/30/11	\$2,000.00	\$2,000.00	100.00%
		11089	2129 Lolita Dr , Dallas TX, 75227	Completed	04/22/11	1	1	03/30/11	\$2,000.00	\$2,000.00	100.00%
		11090	10614 Aledo Dr , Dallas TX, 75228	Completed	04/22/11	1	1	03/30/11	\$2,000.00	\$2,000.00	100.00%
		11091	8920 Rustown Dr , Dallas TX, 75228	Completed	07/18/11	1	1	04/07/11	\$2,000.00	\$2,000.00	100.00%
		11092	5734 Logancraft Dr , Dallas TX, 75227	Completed	07/01/11	1	1	04/07/11	\$2,000.00	\$2,000.00	100.00%
		11093	3114 Lenway St , Dallas TX, 75215	Completed	07/01/11	1	1	04/08/11	\$2,000.00	\$2,000.00	100.00%
		11094	4513 Tierra Dr , Dallas TX, 75211	Completed	07/11/11	1	1	04/08/11	\$2,000.00	\$2,000.00	100.00%
		11095	3623 Morris St , Dallas TX, 75212	Completed	07/01/11	1	1	04/11/11	\$2,000.00	\$2,000.00	100.00%
		11096	6624 Happy Trails Dr , Dallas TX, 75241	Completed	06/15/11	1	1	04/27/11	\$2,000.00	\$2,000.00	100.00%
		11097	3105 Lenway St , Dallas TX, 75215	Completed	06/15/11	1	1	04/27/11	\$2,000.00	\$2,000.00	100.00%
		11099	1143 La Rioja Dr , Dallas TX, 75217	Completed	06/15/11	1	1	05/16/11	\$2,000.00	\$2,000.00	100.00%
		11100	7623 Livvie Meador Ln , Dallas TX, 75227	Completed	07/01/11	1	1	05/16/11	\$2,000.00	\$2,000.00	100.00%
		11101	4104 N Hall St Apt 106 , Dallas TX, 75219	Completed	06/14/11	1	1	05/16/11	\$2,000.00	\$2,000.00	100.00%
		11102	6404 Royal Cedar Dr , Dallas TX, 75236	Completed	06/14/11	1	1	05/16/11	\$2,000.00	\$2,000.00	100.00%
		11103	1222 N Bagley St , Dallas TX, 75211	Completed	06/14/11	1	1	05/16/11	\$2,000.00	\$2,000.00	100.00%
		11104	2329 Barlow Ave , Dallas TX, 75224	Completed	06/14/11	1	1	05/16/11	\$2,000.00	\$2,000.00	100.00%
		11105	2637 Grayson Dr , Dallas TX, 75224	Completed	06/14/11	1	1	05/16/11	\$2,000.00	\$2,000.00	100.00%
		11106	3228 E Perryton Dr , Dallas TX, 75224	Completed	06/14/11	1	1	05/23/11	\$2,000.00	\$2,000.00	100.00%
		11107	3706 Gallagher St , Dallas TX, 75212	Completed	07/01/11	1	1	05/23/11	\$2,000.00	\$2,000.00	100.00%
		11108	3903 Rolinda Dr , Dallas TX, 75211	Completed	07/11/11	1	1	05/23/11	\$2,000.00	\$2,000.00	100.00%
		11109	531 Wildrose Dr , Dallas TX, 75224	Completed	07/11/11	1	1	06/16/11	\$2,000.00	\$2,000.00	100.00%
		11110	2069 Prichard Ln , Dallas TX, 75217	Completed	07/01/11	1	1	06/16/11	\$2,000.00	\$2,000.00	100.00%
		11111	2829 Lonesome Dove Ln , Dallas TX, 75237	Completed	07/01/11	1	1	06/16/11	\$2,000.00	\$2,000.00	100.00%
		11112	3615 Durango Dr , Dallas TX, 75220	Completed	07/19/11	1	1	06/20/11	\$2,000.00	\$2,000.00	100.00%
		11113	1118 W Illinois Ave , Dallas TX, 75224	Completed	08/30/11	1	1	06/29/11	\$2,000.00	\$2,000.00	100.00%
		11114	8634 Cedar Post Ct , Dallas TX, 75227	Completed	07/22/11	1	1	06/29/11	\$2,000.00	\$2,000.00	100.00%
		11115	3623 High Bluff Dr , Dallas TX, 75234	Final Draw	07/21/11	1	1	06/29/11	\$2,000.00	\$2,000.00	100.00%
		11116	9344 Coriander Pl , Dallas TX, 75217	Completed	07/21/11	1	1	06/29/11	\$2,000.00	\$2,000.00	100.00%
		11117	2055 Bayside St , Dallas TX, 75212	Completed	07/19/11	1	1	06/29/11	\$2,000.00	\$2,000.00	100.00%
		11118	711 S Ravinia Dr , Dallas TX, 75211	Completed	08/30/11	1	1	07/07/11	\$2,000.00	\$2,000.00	100.00%
		11119	3179 Garapan Dr , Dallas TX, 75224	Completed	08/30/11	1	1	07/07/11	\$2,000.00	\$2,000.00	100.00%
		11120	3448 Brahma Dr , Dallas TX, 75241	Completed	07/27/11	1	1	07/07/11	\$2,000.00	\$2,000.00	100.00%
		21	5322 Bexar St , Dallas TX, 75215	Completed	08/12/11	1	1	07/07/11	\$2,000.00	\$2,000.00	100.00%



U.S. Department of Housing and Urban Development  
 Office of Community Planning and Development  
 Integrated Disbursement and Information System  
 Status of HOME Activities - Entitlement  
 DALLAS, TX

DATE: 12-19-11  
 TIME: 15:52  
 PAGE: 5

**IDIS - PR22**

Tenure Type	Activity Type	IDIS Activity	Activity Address	Activity Status	Status Date	Total Units	Home Units	Commit Date	Committed Amount	Drawn Amount	PCT
Homebuyer	ACQUISITION ONLY	11122	2941 Rockford Dr , Dallas TX, 75211	Completed	08/30/11	1	1	07/19/11	\$2,000.00	\$2,000.00	100.00%
		11123	4703 Mexicana Rd , Dallas TX, 75212	Completed	09/27/11	1	1	07/27/11	\$2,000.00	\$2,000.00	100.00%
		11124	6612 Happy Trails Dr , Dallas TX, 75241	Completed	08/12/11	1	1	07/27/11	\$2,000.00	\$2,000.00	100.00%
		11125	6617 Happy Trails Dr , Dallas TX, 75241	Completed	08/12/11	1	1	07/27/11	\$2,000.00	\$2,000.00	100.00%
		11130	3223 Buckskin Dr , Dallas TX, 75241	Completed	08/04/11	1	1	07/28/11	\$2,000.00	\$2,000.00	100.00%
		11131	4015 Aransas St , Dallas TX, 75212	Completed	08/04/11	1	1	07/28/11	\$2,000.00	\$2,000.00	100.00%
		11132	3458 Tennessee Ave , Dallas TX, 75224	Completed	08/04/11	1	1	07/28/11	\$2,000.00	\$2,000.00	100.00%
		11133	3427 Brahma Dr , Dallas TX, 75241	Completed	08/14/11	1	1	07/28/11	\$2,000.00	\$2,000.00	100.00%
		11134	2917 Kingston St , Dallas TX, 75211	Completed	08/30/11	1	1	07/28/11	\$2,000.00	\$2,000.00	100.00%
		11135	6640 Leaning Oaks St , Dallas TX, 75241	Completed	08/14/11	1	1	07/28/11	\$2,000.00	\$2,000.00	100.00%
		11141	8266 Clarkview Dr , Dallas TX, 75236	Final Draw	08/11/11	1	1	08/02/11	\$2,000.00	\$2,000.00	100.00%
		11142	8622 Cedar Post Ct , Dallas TX, 75227	Completed	08/30/11	1	1	08/02/11	\$2,000.00	\$2,000.00	100.00%
		11143	8622 Cedar Post Ct , Dallas TX, 75227	Completed	08/16/11	1	1	08/02/11	\$2,000.00	\$2,000.00	100.00%
		11144	3931 Pictureline Dr , Dallas TX, 75233	Completed	08/12/11	1	1	08/03/11	\$2,000.00	\$2,000.00	100.00%
		11145	8703 Jennie Lee Ln , Dallas TX, 75227	Completed	08/30/11	1	1	08/03/11	\$2,000.00	\$2,000.00	100.00%
		11150	1322 Melbourne Ave , Dallas TX, 75224	Completed	09/28/11	1	1	08/30/11	\$2,000.00	\$2,000.00	100.00%
		11151	1415 W Illinois Ave , Dallas TX, 75224	Completed	09/27/11	1	1	08/30/11	\$2,000.00	\$2,000.00	100.00%
		11152	3726 Falls Dr , Dallas TX, 75211	Completed	09/14/11	1	1	08/30/11	\$2,000.00	\$2,000.00	100.00%
		11153	4731 Hollow Bend Ln , Dallas TX, 75227	Completed	09/14/11	1	1	08/30/11	\$2,000.00	\$2,000.00	100.00%
		11154	2535 W Five Mile Pkwy , Dallas TX, 75233	Completed	09/23/11	1	1	08/30/11	\$2,000.00	\$2,000.00	100.00%
		11155	2542 Highwood Dr , Dallas TX, 75228	Completed	09/28/11	1	1	08/30/11	\$2,000.00	\$2,000.00	100.00%
		11156	8145 Elam Rd , Dallas TX, 75217	Completed	09/14/11	1	1	08/30/11	\$2,000.00	\$2,000.00	100.00%
		11157	2005 Angelina Dr , Dallas TX, 75212	Completed	09/16/11	1	1	08/31/11	\$2,000.00	\$2,000.00	100.00%
		11158	8610 Cedar Post Ct , Dallas TX, 75227	Completed	09/16/11	1	1	08/31/11	\$2,000.00	\$2,000.00	100.00%
		11159	6631 Cattle Dr , Dallas TX, 75241	Completed	09/16/11	1	1	08/31/11	\$2,000.00	\$2,000.00	100.00%
		11160	6623 Cattle Dr , Dallas TX, 75241	Completed	09/16/11	1	1	08/31/11	\$2,000.00	\$2,000.00	100.00%
		11161	1716 Homeland St , Dallas TX, 75212	Final Draw	11/02/11	1	1	10/25/11	\$2,000.00	\$2,000.00	100.00%
		11162	8731 Reva St , Dallas TX, 75227	Completed	10/04/11	1	1	09/19/11	\$2,000.00	\$2,000.00	100.00%
		11163	9435 Crimnson Ct , Dallas TX, 75217	Completed	10/04/11	1	1	09/19/11	\$2,000.00	\$2,000.00	100.00%
		11164	6824 Timothy Dr , Dallas TX, 75227	Completed	10/04/11	1	1	09/19/11	\$2,000.00	\$2,000.00	100.00%
		11165	6635 Cattle Dr , Dallas TX, 75241	Completed	10/04/11	1	1	09/19/11	\$2,000.00	\$2,000.00	100.00%
		11166	3450 Santa Gertrudis Dr , Dallas TX, 75241	Completed	10/04/11	1	1	09/19/11	\$2,000.00	\$2,000.00	100.00%
		11167	15629 Gatsby Ln , Dallas TX, 75253	Completed	10/04/11	1	1	09/19/11	\$2,000.00	\$2,000.00	100.00%
		11168	6643 Cattle Dr , Dallas TX, 75241	Completed	09/20/11	1	1	09/19/11	\$2,000.00	\$2,000.00	100.00%
		11169	6820 Clarkridge Dr , Dallas TX, 75236	Completed	10/04/11	1	1	09/19/11	\$2,000.00	\$2,000.00	100.00%
		11170	8250 Clarkview Dr , Dallas TX, 75236	Completed	10/04/11	1	1	09/19/11	\$2,000.00	\$2,000.00	100.00%
		11172	6650 Cool Morn Dr , Dallas TX, 75241	Completed	10/04/11	1	1	09/19/11	\$2,000.00	\$2,000.00	100.00%
		11173	3443 Charolais Dr , Dallas TX, 75241	Completed	10/04/11	1	1	09/19/11	\$2,000.00	\$2,000.00	100.00%
		11175	5328 Bexar St , Dallas TX, 75215	Completed	10/20/11	1	1	10/06/11	\$2,000.00	\$2,000.00	100.00%
		11176	3450 Charolais Dr , Dallas TX, 75241	Completed	10/20/11	1	1	10/06/11	\$2,000.00	\$2,000.00	100.00%



U.S. Department of Housing and Urban Development  
 Office of Community Planning and Development  
 Integrated Disbursement and Information System  
 Status of HOME Activities - Entitlement  
 DALLAS, TX

DATE: 12-19-11  
 TIME: 15:52  
 PAGE: 6

**IDIS - PR22**

Tenure Type	Activity Type	IDIS Activity	Activity Address	Activity Status	Status Date	Total Units	Home Units	Commit Date	Committed Amount	Drawn Amount	PCT
Homebuyer ACQUISITION ONLY											
		11177	3446 Charolais Dr , Dallas TX, 75241	Completed	10/20/11	1	1	10/06/11	\$2,000.00	\$2,000.00	100.00%
		11179	12263 Ortega St , Dallas TX, 75253	Completed	10/20/11	1	1	10/06/11	\$2,000.00	\$2,000.00	100.00%
		11180	9515 Rutherglen Dr , Dallas TX, 75227	Completed	10/20/11	1	1	10/06/11	\$2,000.00	\$2,000.00	100.00%
		11186	2342 John McCoy Dr , Dallas TX, 75227	Completed	10/20/11	1	1	10/03/11	\$2,000.00	\$2,000.00	100.00%
		11192	7411 Ashcrest Ln , Dallas TX, 75249	Completed	10/20/11	1	1	10/06/11	\$2,000.00	\$2,000.00	100.00%
		11193	3427 Falls Dr , Dallas TX, 75211	Completed	10/20/11	1	1	10/06/11	\$2,000.00	\$2,000.00	100.00%
		11212	3619 Morris St , Dallas TX, 75212	Completed	10/21/11	1	1	10/11/11	\$2,000.00	\$2,000.00	100.00%
		11213	3422 Mojave Dr , Dallas TX, 75241	Completed	10/21/11	1	1	10/11/11	\$2,000.00	\$2,000.00	100.00%
		11214	6653 Happy Trails Dr , Dallas TX, 75241	Completed	10/21/11	1	1	10/11/11	\$2,000.00	\$2,000.00	100.00%
		11215	9631 Sophora Cir , Dallas TX, 75249	Completed	10/21/11	1	1	10/11/11	\$2,000.00	\$2,000.00	100.00%
		11216	4614 Larkhill Dr , Dallas TX, 75211	Completed	10/21/11	1	1	10/11/11	\$2,000.00	\$2,000.00	100.00%
		11217	6163 Balcony Ln , Dallas TX, 75241	Completed	10/21/11	1	1	10/11/11	\$2,000.00	\$2,000.00	100.00%
		11218	2535 Highwood Dr , Dallas TX, 75228	Completed	10/21/11	1	1	10/11/11	\$2,000.00	\$2,000.00	100.00%
		11219	8234 Clarkview Dr , Dallas TX, 75236	Completed	10/21/11	1	1	10/11/11	\$2,000.00	\$2,000.00	100.00%
		11220	8219 Clarksprings Dr , Dallas TX, 75236	Completed	10/21/11	1	1	10/11/11	\$2,000.00	\$2,000.00	100.00%
		11221	1855 Homeland St , Dallas TX, 75212	Completed	10/21/11	1	1	10/12/11	\$2,000.00	\$2,000.00	100.00%
		11222	3426 Mojave Dr , Dallas TX, 75241	Completed	10/21/11	1	1	10/12/11	\$2,000.00	\$2,000.00	100.00%
		11223	10360 Wood Heights Dr , Dallas TX, 75227	Completed	10/21/11	1	1	10/12/11	\$2,000.00	\$2,000.00	100.00%
		11224	11205 Cotillion Dr , Dallas TX, 75228	Completed	10/21/11	1	1	10/12/11	\$2,000.00	\$2,000.00	100.00%
		11256	2344 Harding St , Dallas TX, 75215	Open	10/19/11	2	2	10/18/11	\$10,000.00	\$0.00	0.00%
		11262	7530 Kenwell St , Dallas TX, 75209	Final Draw	12/01/11	1	1	11/30/11	\$2,000.00	\$2,000.00	100.00%
		11263	11203 Myrtice Dr , Dallas TX, 75228	Final Draw	12/01/11	1	1	11/30/11	\$2,000.00	\$2,000.00	100.00%
		11264	404 Pleasant Meadows Ln , Dallas TX, 75217	Final Draw	12/01/11	1	1	11/30/11	\$2,000.00	\$2,000.00	100.00%
		11265	1427 Fairview Ave , Dallas TX, 75223	Final Draw	12/01/11	1	1	11/30/11	\$2,000.00	\$2,000.00	100.00%
		11266	3238 Buckskin Dr , Dallas TX, 75241	Final Draw	11/16/11	1	1	10/25/11	\$2,000.00	\$2,000.00	100.00%
		11267	3723 Morris St , Dallas TX, 75212	Final Draw	11/16/11	1	1	10/25/11	\$2,000.00	\$2,000.00	100.00%
		11269	4843 Silver Ave , Dallas TX, 75223	Completed	12/02/11	1	1	11/10/11	\$2,000.00	\$2,000.00	100.00%
		11270	8605 Blossom Ln , Dallas TX, 75227	Completed	12/02/11	1	1	11/10/11	\$2,000.00	\$2,000.00	100.00%
		11271	1823 Gallagher St , Dallas TX, 75212	Completed	12/02/11	1	1	11/10/11	\$2,000.00	\$2,000.00	100.00%
		11272	6639 Cattle Dr , Dallas TX, 75241	Completed	12/02/11	1	1	11/10/11	\$2,000.00	\$2,000.00	100.00%
		11273	2727 Choice St , Dallas TX, 75215	Completed	12/02/11	1	1	11/10/11	\$2,000.00	\$2,000.00	100.00%
		11274	8289 Clarkview Dr , Dallas TX, 75236	Completed	12/02/11	1	1	11/10/11	\$2,000.00	\$2,000.00	100.00%
		11275	2817 Lonesome Dove Ln , Dallas TX, 75237	Completed	12/02/11	1	1	11/10/11	\$2,000.00	\$2,000.00	100.00%
		11276	8277 Clarkview Dr , Dallas TX, 75236	Completed	12/02/11	1	1	11/11/11	\$2,000.00	\$2,000.00	100.00%
		11277	3331 Light Point Dr , Dallas TX, 75228	Completed	12/02/11	1	1	11/11/11	\$2,000.00	\$2,000.00	100.00%





U.S. Department of Housing and Urban Development  
 Office of Community Planning and Development  
 Integrated Disbursement and Information System  
 Status of HOME Activities - Entitlement  
 DALLAS, TX

DATE: 12-19-11  
 TIME: 15:52  
 PAGE: 7

**IDIS - PR22**

Tenure Type	Activity Type	IDIS Activity	Activity Address	Activity Status	Status Date	Total Units	Home Units	Commit Date	Committed Amount	Drawn Amount	PCT
Homebuyer	ACQUISITION AND REHABILITATION	6003	1506 Oak Glen Trl , Dallas TX, 75232	Final Draw	10/23/03	1	1	10/21/03	\$5,386.81	\$5,386.81	100.00%
		6293	312 N Patton Ave , Dallas TX, 75203	Open	08/30/11	10	10	03/12/04	\$748,669.00	\$622,000.00	83.08%
		10331	6039 Parkdale Dr , Dallas TX, 75227	Completed	03/02/11	1	1	10/14/09	\$10,577.00	\$10,577.00	100.00%
		10348	5722 Firethorn Dr , Dallas TX, 75249	Completed	03/02/11	1	1	10/14/09	\$10,577.00	\$10,577.00	100.00%
		10427	1219 Hoke Smith Dr , Dallas TX, 75224	Completed	03/02/11	1	1	10/23/09	\$10,577.00	\$10,577.00	100.00%
		10439	10332 Muskogee Cir , Dallas TX, 75217	Completed	03/03/11	1	1	10/27/09	\$10,577.00	\$10,577.00	100.00%
		10533	4018 Shoreline Dr , Dallas TX, 75233	Completed	03/02/11	1	1	12/10/09	\$10,000.00	\$10,000.00	100.00%
		10596	6504 Putting Green Dr , Dallas TX, 75232	Completed	03/03/11	1	1	01/21/10	\$14,670.00	\$14,670.00	100.00%
		10598	17727 Farley Trl , Dallas TX, 75287	Completed	03/02/11	1	1	02/01/10	\$10,499.00	\$10,499.00	100.00%
		10616	3830 Dutton Dr , Dallas TX, 75211	Completed	03/03/11	1	1	02/10/10	\$10,499.00	\$10,499.00	100.00%
		10631	4640 Western Oaks Dr , Dallas TX, 75211	Completed	03/03/11	1	1	02/23/10	\$6,499.00	\$6,499.00	100.00%
		10720	1814 N Prairie Creek Rd , Dallas TX, 75217	Completed	02/17/11	1	1	04/05/10	\$3,104.00	\$3,104.00	100.00%
		10751	4003 Kushla Ave , Dallas TX, 75216	Completed	01/20/11	1	1	04/27/10	\$3,104.00	\$3,104.00	100.00%
		10752	4571 Briarglen Dr , Dallas TX, 75211	Completed	01/20/11	1	1	04/27/10	\$2,000.00	\$2,000.00	100.00%
		10769	3208 James Dr , Dallas TX, 75227	Completed	01/20/11	1	1	05/10/10	\$2,000.00	\$2,000.00	100.00%
		10770	11217 Stallcup Dr , Dallas TX, 75228	Completed	01/20/11	1	1	05/11/10	\$2,000.00	\$2,000.00	100.00%
		10808	1435 E Red Bird Ln , Dallas TX, 75241	Completed	01/20/11	1	1	06/29/10	\$2,000.00	\$2,000.00	100.00%
		10823	8611 Sikorski Ln , Dallas TX, 75228	Completed	01/20/11	1	1	07/15/10	\$2,000.00	\$2,000.00	100.00%
		11074	1523 Pocono Trl , Dallas TX, 75217	Completed	03/18/11	1	1	03/07/11	\$2,000.00	\$2,000.00	100.00%
		11081	9106 Shiloh Rd , Dallas TX, 75228	Completed	07/01/11	1	1	03/25/11	\$2,000.00	\$2,000.00	100.00%
		11183	3007 Brandon St , Dallas TX, 75211	Completed	10/20/11	1	1	10/03/11	\$2,000.00	\$2,000.00	100.00%



U.S. Department of Housing and Urban Development  
 Office of Community Planning and Development  
 Integrated Disbursement and Information System  
 Status of HOME Activities - Entitlement  
 DALLAS, TX

DATE: 12-19-11  
 TIME: 15:52  
 PAGE: 8

**IDIS - PR22**

Tenure Type	Activity Type	IDIS Activity	Activity Address	Activity Status	Status Date	Total Units	Home Units	Commit Date	Committed Amount	Drawn Amount	PCT
Homebuyer	ACQUISITION AND NEW CONSTRUCTION	8182	3500 Meadow St , Dallas TX, 75215	Open	12/16/11	2	2	03/22/06	\$869,725.00	\$399,017.50	45.88%
		8404	5310 Bexar St , Dallas TX, 75215	Open	12/15/11	8	8	09/11/06	\$550,000.90	\$545,000.90	99.09%
		10227	1403 Caldwell St , Dallas TX, 75223	Completed	03/30/11	4	4	08/06/09	\$100,000.00	\$100,000.00	100.00%
		10237	2007 Ingersoll St , Dallas TX, 75212	Completed	03/02/11	1	1	08/19/09	\$10,749.00	\$10,749.00	100.00%
		10245	6343 Parkdale Dr , Dallas TX, 75227	Completed	03/02/11	1	1	08/19/09	\$10,749.00	\$10,749.00	100.00%
		11171	6667 Cool Morn Dr , Dallas TX, 75241	Final Draw	09/30/11	1	1	09/19/11	\$2,000.00	\$2,000.00	100.00%
		11178	6654 Cool Morn Dr , Dallas TX, 75241	Completed	10/20/11	1	1	10/06/11	\$2,000.00	\$2,000.00	100.00%
		11184	6619 Cattle Dr , Dallas TX, 75241	Completed	10/20/11	1	1	10/03/11	\$2,000.00	\$2,000.00	100.00%
		11185	3219 Buckskin Dr , Dallas TX, 75241	Completed	10/20/11	1	1	10/03/11	\$2,000.00	\$2,000.00	100.00%
		11187	3368 Mojave Dr , Dallas TX, 75241	Completed	10/20/11	1	1	10/03/11	\$2,000.00	\$2,000.00	100.00%



U.S. Department of Housing and Urban Development  
 Office of Community Planning and Development  
 Integrated Disbursement and Information System  
 Status of HOME Activities - Entitlement  
 DALLAS, TX

DATE: 12-19-11  
 TIME: 15:52  
 PAGE: 9

**IDIS - PR22**

Tenure Type	Activity Type	IDIS Activity	Activity Address	Activity Status	Status Date	Total Units	Home Units	Commit Date	Committed Amount	Drawn Amount	PCT
Homeowner Rehab	REHABILITATION	10668	2006 Idaho Ave , Dallas TX, 75216	Open	11/02/11	1	1	03/05/10	\$93,400.00	\$77,716.60	83.21%
		10669	2029 E Illinois Ave , Dallas TX, 75216	Open	09/02/10	1	1	03/05/10	\$68,350.93	\$41,936.00	61.35%
		10670	3322 Alaska Ave , Dallas TX, 75216	Open	09/02/10	1	1	03/05/10	\$93,400.00	\$84,060.00	90.00%
		10671	2612 Harston St , Dallas TX, 75212	Open	09/02/10	1	1	03/05/10	\$93,400.00	\$84,060.00	90.00%
		11026	2011 Pueblo St , Dallas TX, 75212	Open	01/03/11	1	1	01/03/11	\$93,400.00	\$0.00	0.00%
		11027	725 Centre St , Dallas TX, 75208	Final Draw	11/02/11	1	1	01/03/11	\$93,400.00	\$93,400.00	100.00%
		11028	3124 Rutz St , Dallas TX, 75212	Final Draw	08/03/11	1	1	01/03/11	\$93,400.00	\$93,400.00	100.00%
		11029	1218 Woodview Ln , Dallas TX, 75216	Final Draw	12/16/11	1	1	01/03/11	\$93,400.00	\$93,400.00	100.00%
		11030	506 Rayenell Ave , Dallas TX, 75217	Final Draw	11/02/11	1	1	01/03/11	\$93,400.00	\$93,400.00	100.00%
		11031	2455 Volga Ave , Dallas TX, 75216	Final Draw	11/02/11	1	1	01/03/11	\$93,400.00	\$93,400.00	100.00%
		11032	1802 Somerset Ave , Dallas TX, 75203	Open	11/16/11	1	1	01/03/11	\$85,554.20	\$71,249.89	83.28%
		11126	3529 Cauthorn Dr , Dallas TX, 75210	Open	07/27/11	1	1	07/27/11	\$93,400.00	\$0.00	0.00%
		11127	1533 Maywood Ave , Dallas TX, 75216	Open	07/27/11	1	1	07/27/11	\$93,400.00	\$0.00	0.00%
		11128	2331 Hudspeth Ave , Dallas TX, 75216	Final Draw	11/23/11	1	1	11/01/11	\$93,400.00	\$93,400.00	100.00%
		11129	5531 Alta Ave , Dallas TX, 75206	Open	07/27/11	1	1	07/27/11	\$93,400.00	\$0.00	0.00%
		11136	4022 Ladale Dr , Dallas TX, 75212	Open	08/01/11	1	1	08/01/11	\$93,400.00	\$0.00	0.00%
		11137	2723 Grafton Ave , Dallas TX, 75211	Open	08/01/11	1	1	08/01/11	\$93,400.00	\$0.00	0.00%
		11138	2814 Michigan Ave , Dallas TX, 75216	Open	11/16/11	1	1	08/01/11	\$93,400.00	\$63,648.00	68.15%
		11139	3230 Reynolds Ave , Dallas TX, 75223	Open	11/02/11	1	1	08/01/11	\$93,400.00	\$60,390.00	64.66%
		11140	4318 Penelope St , Dallas TX, 75210	Open	08/01/11	1	1	08/01/11	\$41,910.00	\$0.00	0.00%
		11148	1829 E Overton Rd , Dallas TX, 75216	Open	12/15/11	1	1	08/09/11	\$93,400.00	\$65,814.30	70.46%
		11257	2310 Alaska Ave , Dallas TX, 75216	Open	12/15/11	1	1	10/21/11	\$93,400.00	\$20,257.20	21.69%
		11258	649 Elwayne Ave , Dallas TX, 75217	Open	10/21/11	1	1	10/21/11	\$93,400.00	\$0.00	0.00%



U.S. Department of Housing and Urban Development  
 Office of Community Planning and Development  
 Integrated Disbursement and Information System  
 Status of HOME Activities - Entitlement  
 DALLAS, TX

DATE: 12-19-11  
 TIME: 15:52  
 PAGE: 10

**IDIS - PR22**

Tenure Type	Activity Type	IDIS Activity	Activity Address	Activity Status	Status Date	Total Units	Home Units	Commit Date	Committed Amount	Drawn Amount	PCT
Homeowner Rehab	REHABILITATION	11259	2725 S Ewing Ave , Dallas TX, 75216	Open	10/21/11	1	1	10/21/11	\$93,400.00	\$0.00	0.00%
		11260	2514 Kilburn Ave , Dallas TX, 75216	Open	11/16/11	1	1	10/21/11	\$93,400.00	\$8,802.90	9.42%
		11261	4016 Opal Ave , Dallas TX, 75216	Open	10/21/11	1	1	10/21/11	\$93,400.00	\$0.00	0.00%
		11268	2002 Idaho Ave , Dallas TX, 75216	Open	12/15/11	1	1	11/10/11	\$93,400.00	\$33,953.40	36.35%
		11279	3114 Modree Ave , Dallas TX, 75216	Open	11/29/11	1	1	11/29/11	\$93,400.00	\$0.00	0.00%
		11280	3403 Garden Ln , Dallas TX, 75215	Open	11/29/11	1	1	11/29/11	\$93,400.00	\$0.00	0.00%



U.S. Department of Housing and Urban Development  
 Office of Community Planning and Development  
 Integrated Disbursement and Information System  
 Status of HOME Activities - Entitlement  
 DALLAS, TX

DATE: 12-19-11  
 TIME: 15:52  
 PAGE: 11

**IDIS - PR22**

Tenure Type	Activity Type	IDIS Activity	Activity Address	Activity Status	Status Date	Total Units	Home Units	Commit Date	Committed Amount	Drawn Amount	PCT
Rental	NEW CONSTRUCTION	5956	2804 Park Row Ave , Dallas TX, 75215	Open	12/01/11	4	4	09/26/03	\$1,875,173.30	\$1,394,107.42	74.35%
		8181	3415 Detonte St , Dallas TX, 75223	Completed	03/17/11	1	1	05/05/06	\$44,916.00	\$44,916.00	100.00%
		9747	1409 E Kiest Blvd , Dallas TX, 75216	Final Draw	03/23/10	20	20	06/06/08	\$50,000.00	\$50,000.00	100.00%
		10156	1323 Coleman Ave , Dallas TX, 75215	Completed	10/06/11	2	2	05/26/09	\$60,000.00	\$60,000.00	100.00%
		10589	101 Cliff Heights Cir , Dallas TX, 75241	Open	08/05/10	2	2	01/11/10	\$325,000.00	\$24,343.96	7.49%
		10733	5203 Bexar St , Dallas TX, 75215	Final Draw	11/02/11	1	1	04/12/10	\$796,200.00	\$796,200.00	100.00%
		10825	3604 Parnell St , Dallas TX, 75215	Open	11/18/10	6	6	07/16/10	\$384,866.00	\$19,778.29	5.14%



U.S. Department of Housing and Urban Development  
 Office of Community Planning and Development  
 Integrated Disbursement and Information System  
 Status of HOME Activities - Entitlement  
 DALLAS, TX

DATE: 12-19-11  
 TIME: 15:52  
 PAGE: 12

**IDIS - PR22**

Tenure Type	Activity Type	IDIS Activity	Activity Address	Activity Status	Status Date	Total Home Units	Home Units	Commit Date	Committed Amount	Drawn Amount	PCT
Rental	ACQUISITION ONLY	9716	2808 S Ervay St , Dallas TX, 75215	Final Draw	04/06/10	3	2	05/22/08	\$110,201.70	\$110,201.70	100.00%



U.S. Department of Housing and Urban Development  
 Office of Community Planning and Development  
 Integrated Disbursement and Information System  
 Status of HOME Activities - Entitlement  
 DALLAS, TX

DATE: 12-19-11  
 TIME: 15:52  
 PAGE: 13

**IDIS - PR22**

Tenure Type	Activity Type	IDIS Activity	Activity Address	Activity Status	Status Date	Total Units	Home Units	Commit Date	Committed Amount	Drawn Amount	PCT
Rental	ACQUISITION AND REHABILITATION	10572	5650 Gaston Ave , Dallas TX, 75214	Final Draw	02/24/11	12	12	12/17/09	\$625,000.00	\$625,000.00	100.00%



U.S. Department of Housing and Urban Development  
 Office of Community Planning and Development  
 Integrated Disbursement and Information System  
 Status of HOME Activities - Entitlement  
 DALLAS, TX

DATE: 12-19-11  
 TIME: 15:52  
 PAGE: 14

**IDIS - PR22**

Tenure Type	Activity Type	IDIS Activity	Activity Address	Activity Status	Status Date	Total Units	Home Units	Commit Date	Committed Amount	Drawn Amount	PCT
Rental	ACQUISITION AND NEW CONSTRUCTION	10216	3326 Mingo St , Dallas TX, 75223	Final Draw	08/26/10	140	140	07/20/09	\$928,473.00	\$928,473.00	100.00%
		10732	5208 Bexar St , Dallas TX, 75215	Completed	12/02/11	7	7	04/12/10	\$527,940.67	\$527,940.67	100.00%





U.S. Department of Housing and Urban Development  
 Office of Community Planning and Development  
 Integrated Disbursement and Information System  
 Status of HOME Activities - Entitlement  
 DALLAS, TX

DATE: 12-19-11  
 TIME: 15:52  
 PAGE: 15

**IDIS - PR22**

Tenure Type	Activity Type	IDIS Activity	Activity Address	Activity Status	Status Date	Total Units	Home Units	Commit Date	Committed Amount	Drawn Amount	PCT
Tenant-Based Rental Assistance (TBRA)	TENANT-BASED RENTAL ASSISTANCE	8280	, ,	Open	01/31/07	0	0	05/23/06	\$50,000.00	\$47,643.20	95.29%
		11002	, ,	Open	10/24/11	0	0	12/02/10	\$75,000.00	\$45,518.38	60.69%
		11003	, ,	Open	10/24/11	0	1	12/02/10	\$103,129.00	\$80,953.14	78.50%
		11004	, ,	Open	10/24/11	0	29	12/02/10	\$225,000.00	\$215,083.49	95.59%
		11005	, ,	Open	10/24/11	0	59	12/02/10	\$545,000.00	\$244,175.56	44.80%

*This page intentionally left blank.*

U.S. Department of Housing and Urban Development  
 Office of Community Planning and Development  
 Integrated Disbursement and Information System  
 HOME  
 Housing Performance Report - DALLAS , TX

Program HOME  
 Date Range 10/01/2010 09/30/2011  
 Home Tenure Type Rental , Homebuyer , Homeowner Rehab, TBRA

Objectives	Availability / Accessibility		Outcomes Affordability		Sustainability		Total by Objective		# of Total Units Brought to Property Standard		Of the Total Units, the # occupied by Households <= 80% AMI	
	Units	\$	Units	\$	Units	\$	Units	\$	Units	\$	Units	\$
Suitable Living	0	0.00	0	0.00	0	0.00	0	0.00	0	0.00	0	0.00
Decent Housing	0	0.00	460	4,309,887.79	1	6,000.00	461	4,315,887.79	461	4,315,887.79	461	4,315,887.79
Economic Opportunity	0	0.00	0	0.00	0	0.00	0	0.00	0	0.00	0	0.00
<b>Total by Outcome</b>	<b>0</b>	<b>0.00</b>	<b>460</b>	<b>4,309,887.79</b>	<b>1</b>	<b>6,000.00</b>	<b>461</b>	<b>4,315,887.79</b>	<b>461</b>	<b>4,315,887.79</b>	<b>461</b>	<b>4,315,887.79</b>

*This page intentionally left blank.*

**EMERGENCY  
SHELTER  
GRANT  
(ESG)**

*This page intentionally left blank.*



CITY OF DALLAS

FY 2010-11

Emergency Shelter Grant

Annual Performance Report

*This page intentionally left blank.*



## 24. PROGRAM NARRATIVE

*This page intentionally left blank.*

## 2010-11 Emergency Shelter Grant Program Narrative

### Program Description

The City of Dallas is the eligible grantee of Emergency Shelter Grant (ESG) formula grant funds. Grant funds are administered by the City of Dallas' Housing/Community Services (HOU) Department. These funds are designed to be the first step in a continuum of assistance to prevent homelessness and enable homeless individuals and families to move toward independent living as well as to prevent homelessness. The City of Dallas has been receiving ESG funds since 1987. ESG funds are required to be obligated within 180 days of the award made by the U. S. Department of Housing and Urban Development (HUD). All funds must be expended within 24 months of the award. Eligible categories under ESG include the following:

- Renovation, rehabilitation, and conversion of buildings for use as emergency shelters or transitional housing for the homeless. Acquisition of real property, new construction, property clearance or demolition is not an eligible activity.
- Prevention Activities: payment of rent for families that have received eviction notices, foreclosure notice on mortgages, utilities termination notices; security deposits, and other innovative services to prevent homelessness. There is a 30% cap on the amount of funds allocated under this activity.
- Shelter Operations Activities: payment of operational costs to include utility bills of emergency or transitional shelters, building rental, office supplies, furniture, security devices, and maintenance supplies.
- Essential Services Activities: services which address employment, (job placement and training) substance abuse treatment and child care. There is a 30% cap on the amount of funds allocated under this activity.
- Administrative Activities: partial funding to monitor, plan, and evaluate contracts and other program activities. There is a 5% cap on the amount of funds allocated under this activity.

### Budget Allocations

During FY 2010-11, the City of Dallas was awarded \$769,069. See chart below for funded activities:

FY 2010-11 Funded Activities		
ESG Activity	Budgeted Amount	%
Essential Services	210,137	27%
Shelter Operations	520,479	68%
Administrative Costs	38,453	5%
Total	769,069	100%

**2010-11 Emergency Shelter Grant  
Program Narrative**

The City did not allocate funds for prevention activities due to the large amount of dollars awarded under the Homelessness Prevention and Rapid Re-Housing Program (HPRP). Funding was increased under shelter operations due to the increase of clients accessing shelter services. To make the best use of limited funds, the City contracts with nonprofit agencies who in turn are able to leverage other public and private dollars. ESG funds allow those at-risk of homelessness to maintain stable housing and provide opportunities for those that are homeless to become stabilized enough to secure housing and other social service benefits.

<b>FY 2010-11 Funded Categories</b>	
<b>ESG Activity</b>	<b>Budgeted Amount</b>
Contracts - Essential Services	87,351
Contracts – Operations	142,200
HAC - Essential Services	122,786
HAC – Operations	378,279
Administrative Costs	38,453
<b>Total</b>	<b>769,069</b>

Of the amount allocated to the City, \$229,551 was awarded to various non-profit agencies for the provision of services. The remaining funds of \$501,065 were used for facility operations and essential services at The Bridge (Homeless Assistance Center – HAC). Administrative funds of \$38,453 were used to pay partial salary expenses for a Senior Contract Compliance Administrator. A dollar-for-dollar match is required for ESG funds. Sub-recipients as well as City programs provide matching funds through various sources, i.e., donations, staff salaries, volunteers, and other non-federal funding sources.

**Award Process**

The City seeks input from various sources to establish priorities for ESG. ESG priorities are set through the City’s Consolidated Plan process. ESG funding allocations are developed and submitted for public review and comment as required by the City of Dallas Citizen Participation Plan. A series of public hearings are held throughout the community in January to receive comments on the budget and input on prioritizing funding categories, i.e., prevention, essential services, and operations. A summary of the proposed budget is published in the Dallas Morning News to provide citizens an opportunity to submit written comments. A public hearing is also held to allow citizens to provide comment on the preliminary budget adopted by City Council.

HOU utilizes the Request for Competitive Sealed Proposals (RFCSP) to secure non-profit agencies to administer contracted funds. The RFCSP process is coordinated through the City’s Business Development and Procurement Services Department. Area service providers were requested to submit proposals in the following categories: Prevention Activities (not renewed during FY 2010-11), Shelter Operations Activities, and Essential Services Activities. Interested agencies submitted complete proposals for each activity. Proposals were received from various non-profit agencies. Proposals

**2010-11 Emergency Shelter Grant  
Program Narrative**

were reviewed by a selection panel of non-vested service providers and one formerly homeless person. Nonprofit agencies were awarded funds for one year, with an option to renew for two additional years (based on performance). FY 2010-11, exercises the second renewal option under the contract agreement.

<b>FY 2010-11 Awards</b>				
<b>Name</b>	<b>Shelter Operations</b>	<b>Essential Services</b>	<b>Adm. Costs</b>	<b>Total</b>
<b>Sub-recipients</b>				
Family Place	35,200	14,100	-	49,300
Family Gateway	32,000			32,000
Legal Aid of Northwest Texas	-	42,400	-	42,400
New Beginning Center	8,000	-	-	8,000
Promise House	40,000	-	-	40,000
Shared Housing Center	27,000	8,578	-	35,578
Vogel Alcove	-	22,273	-	22,273
<b>Subtotal</b>	<b>142,200</b>	<b>87,351</b>	<b>-</b>	<b>229,551</b>
<b>City Programs</b>				
Homeless Assistance Center (HAC)	378,279	122,786	-	501,065
Administrative Costs	-	-	38,453	38,453
<b>Subtotal</b>	<b>378,279</b>	<b>122,786</b>	<b>38,453</b>	<b>539,518</b>
<b>Grand Total</b>	<b>520,479</b>	<b>210,137</b>	<b>38,453</b>	<b>769,069</b>

**Continuum of Care**

Metro Dallas Homeless Alliance (MDHA) is the convener that manages the overall Continuum of Care planning process. MDHA is a large coalition of agencies, institutions, and concerned citizens that work together to address the issues of homelessness in the community. MDHA is dedicated to the elimination of homelessness through the strengthening of collaborative efforts, services and resources, while strongly advocating that each homeless individual and family be heard and treated with dignity. Membership includes shelters, housing providers, hospitals, government agencies, local municipalities, nonprofits, faith-based organizations, individuals (including homeless and formerly homeless), community businesses, and medical and educational leaders. Priorities regarding services and strategies within the Continuum are established through the combined efforts of MDHA Board, the Memberships Committee, and the Continuum of Care Committee. Metro Dallas Homeless Alliance coordinates and prepares the Dallas Continuum of Care (SuperNOFA) applications for submission to HUD for funding to services to the homeless.

## 2010-11 Emergency Shelter Grant Program Narrative

Effective October 1, 2011, Bridge Steps was formed as a non-profit entity to operate the HAC. MDHA will continue to work with the Continuum of Care. The City of Dallas contracted with Bridge Steps (formerly Metro Dallas Homeless Alliance) to operate the Homeless Assistance Center. (HAC). In May 2008, the City of Dallas opened the doors to the new HAC (renamed The Bridge), a campus of residential and social services facilities designed to meet gaps in social services for homeless individuals. The Bridge is open 24 hours per day, 7-days a week. The Bridge has become the centralized entry-point for homeless individuals seeking services within the Dallas Continuum of Care for homeless persons, and has increased the effectiveness of outreach. The centralized entry point into the Continuum of Care will assist in streamlining and coordinating community-wide outreach and referrals. The Bridge houses multiple service providers such as, Parkland Hospital's Homeless Medical Services, Legal Aid of Northwest Texas, Veteran's Administration, Dallas Metrocare Services, and Social Security Administration. In essence, a one-stop facility has been created which will alleviate the need for homeless individuals to travel across town to make appointment with multiple agencies. Services rendered ranges from basic needs, survival services, low-demand /interim shelter focused on rapid re-housing, three meals a day, case management, laundry and shower, medical and psychiatric clinic, pharmacies, employment training, phone and computer banks, library, and storage facility.

On January 27, 2011, Metro Dallas Homeless Alliance, in conjunction with the City of Dallas, conducted an annual count and census of the homeless population in Dallas County. Volunteers from the community and 49 agencies which provide services to the homeless participated to make the census a success. Below are some of the highlights for the 2010 Homeless Count. This count is a "point-in-time" count and provides a good snapshot of the homeless population that can be identified in one night. It does not reflect the number of unduplicated homeless people throughout the year. In 2011, 5,783 homeless persons were counted during the "Point-in-Time" event, which represented a less than 1% increase from the 5,750 identified in 2010. Of the counted, 4,626 were adults, 1,106 children and 51 unaccompanied youth. For the second year, the percentage of men who were homeless (52%) is larger than the percentage of women and children. The number of homeless children remained level with 2010, but some increased a percentage point.

When asked to provide between one (1) and three (3) reasons why they were homeless, respondents provided the following information. Not everyone who completed a survey provided responses to this question. Percentages are based on the number of surveys completed, not the number of respondents who answered the question.

- The main cause remains "Unemployed, Lost Job." In 2011, this category increased to 54% from 51% in 2010. The 3% increase in unemployment is likely due to the continuing high unemployment rate and sluggish economy.
- The percentage of respondents who indicated that they were homeless due to Mental Illness rose to 30% in 2011 from 27% in 2010.

**2010-11 Emergency Shelter Grant  
Program Narrative**

- The percentage of respondents who indicated they were homeless due to Substance Abuse / Dependence declined to 30% in 2011 from 34% in 2010.

Self-Reported Cause of Homelessness					
Reason Homeless	Number	% of Total	Reason Homeless	Number	% of Total
Unemployed, Lost Job	1,674	54%	Medical Disability	620	20%
Substance Abuse/ Dependence	941	30%	Eviction	400	13%
Not Enough Money	1,200	38%	Legal Problems	340	11%
Family Problems	747	24%	Other	137	4%
Mental Illness	947	30%	Natural Disaster	32	1%
Domestic Abuse	310	10%	Sex Offender	20	<1%

Source: MDHA 2011 Annual "Point-In-Time" Homeless Count and Census

**Homeless Management Information System (HMIS)**

HUD requires local jurisdictions to implement a Homeless Management Information Systems (HMIS). HMIS is a computerized data collection system that allows agencies to enter data on homeless individuals and their families using residential or other services and store the data in an electronic format. The City of Dallas implemented the Empowered Case Management (ECM) computerized data system for collection of data on homeless individuals and their families. All non-profit agencies, as well as City programs, that received ESG funding has purchased the required licensed and are actively entering client data into ECM.

**Expenditures**

There was a balance of \$130,640 remaining in the FY 2009-10 ESG allocations after the final closeout, which was expended in FY 2010-11. As mentioned earlier, ESG funds are required to be expended within 24 months of award. A budget revision was approved and filed with the City Secretary's Office to move \$28,484 of the remaining funds from contracted services to shelter operations to provide funding to the Homeless Assistance Center (HAC) Operations. There was no further action required because the amount did not constitute a substantial change as outlined by the City's Citizen Participation Policy.

ESG Activity	FY 2009-10 Award Categories			Year-To-Date Expenditures thru 9/30/11(*)	% Expended
	Budgeted Amount	Revision	Revised Budget		
<b>Contracts - Essential Services</b>	<b>87,351</b>	<b>-155</b>	<b>87,196</b>	<b>87,196</b>	<b>100%</b>
<b>Contracts – Operations</b>	<b>142,200</b>	<b>-11,528</b>	<b>130,672</b>	<b>130,672</b>	<b>100%</b>
<b>Contracts – Prevention</b>	<b>79,000</b>	<b>-16,812</b>	<b>62,188</b>	<b>62,188</b>	<b>100%</b>
HAC - Essential Services	122,786	-	122,786	122,786	100%
<b>HAC – Operations</b>	<b>220,650</b>	<b>28,494</b>	<b>249,144</b>	<b>249,144</b>	<b>100%</b>
MLK – Prevention	40,000	-	40,000	40,000	100%
WDMC – Prevention	40,000	-	40,000	40,000	100%
Administrative Costs	38,525	-	38,525	38,525	100%
<b>Total</b>	<b>770,512</b>	<b>-</b>	<b>770,512</b>	<b>770,512</b>	<b>100%</b>

(\*)Expenditures based on 1<sup>st</sup> preliminary close in the City's Advantage 3 accounting system.

**2010-11 Emergency Shelter Grant  
Program Narrative**

<b>FY 2010-11 Award Categories</b>					
<b>ESG Activity</b>	<b>Budgeted Amount</b>	<b>Revision</b>	<b>Revised Budget</b>	<b>Year-To-Date Expenditures thru 9/30/11(*)</b>	<b>% Expended</b>
Contracts - Essential Services	87,351	-	87,351	85,199	98%
Contracts – Operations	142,200	-	142,200	106,691	75%
HAC - Essential Services	122,786	-	122,786	107,071	87%
HAC – Operations	<b>378,279</b>	-	378,279	84,403	22%
Administrative Costs	38,453	-	38,453	38,453	100%
<b>Total</b>	<b>769,069</b>	-	<b>769,069</b>	<b>421,817</b>	<b>55%</b>

(\*)Expenditures based on 1<sup>st</sup> preliminary close in the City's Advantage 3 accounting system.

**Beneficiaries**

ESG funds serves those individuals that are homeless and/or at risk of homelessness. During this term ESG funds served approximately 5,576 individuals and 756 families. The make of those individuals and families are described in the chart below:

<b>Racial Data</b>	<b># Served</b>	<b># Hispanic</b>
<b>Single Race</b>		
White	2005	728
Black/African American	3,347	37
Asian	32	2
American Indian/Alaskan Native	37	2
Native Hawaiian/ Other Pacific Islander	20	5
<b>Multi-Race</b>		
American Indian/Alaskan & White	0	0
Asian & White	0	0
Black & White	0	0
American Indian/Alaskan Native & Black/African American	6	2
Other Multi-Racial	129	2
<b>Total Race</b>	<b>5,576</b>	<b>778</b>
<b>Families</b>		
	<b># Served</b>	<b># Hispanic</b>
<b># of Families</b>	756	459



## 24j) CONTINUUM OF CARE

*This page intentionally left blank.*

## 1A. Continuum of Care (CoC) Identification

**Instructions:**

The fields on this screen are read only and reference the information entered during the CoC Registration process. Updates cannot be made at this time. If the information on this screen is not correct, contact the e-snaps help desk.

**CoC Name and Number (From CoC Registration):** TX-600 - Dallas City & County/Irving CoC

**CoC Lead Organization Name:** Metro Dallas Homeless Alliance

# 1B. Continuum of Care (CoC) Primary Decision-Making Group

### Instructions:

The following questions are related to the CoC primary decision-making group. The primary responsibility of this group is to manage the overall planning effort for the entire CoC, including, but not limited to:

- Setting agendas for full Continuum of Care meetings
- Project monitoring
- Determining project priorities
- Providing final approval for the CoC application submission.

This body is also responsible for the implementation of the CoC's HMIS, either through direct oversight or through the designation of an HMIS implementing agency. This group may be the CoC Lead Agency or may authorize another entity to be the CoC Lead Agency under its direction.

**Name of primary decision-making group:** Continuum of Care Committee

**Indicate the frequency of group meetings:** Monthly or more

**If less than bi-monthly, please explain (limit 500 characters):**

**Indicate the legal status of the group:** Not a legally recognized organization

**Specify "other" legal status:**

**Indicate the percentage of group members that represent the private sector: (e.g., non-profit providers, homeless or formerly homeless persons, advocates and consumer interests)** 91%

**\* Indicate the selection process of group members: (select all that apply)**

Elected:	<input type="checkbox"/>
Assigned:	<input type="checkbox"/>
Volunteer:	<input checked="" type="checkbox"/>
Appointed:	<input type="checkbox"/>
Other:	<input type="checkbox"/>

**Specify "other" process(es):**

**Briefly describe the selection process of group members. Description should include why this process was established and how it works (limit 750 characters):**

The Continuum of Care Committee is open to any agency or governmental unit in Dallas & Collin Counties who is involved in the Continuum of Care planning process. Group members may include current CoC grantees, non-profits who are interested in becoming grantees, or stakeholders who are interested / involved in carrying out CoC goals.

The process was established in order to keep the Continuum of Care process open to anyone interested in participating in the goal of ending homelessness. Current and potential attendees are notified of Continuum of Care meetings and relevant topics via a community-wide mailing list, and may choose to participate in meetings, sub-committees, or on an as-requested basis.

**\* Indicate the selection process of group leaders:  
(select all that apply):**

<b>Elected:</b>	<input checked="" type="checkbox"/>
<b>Assigned:</b>	<input type="checkbox"/>
<b>Volunteer:</b>	<input checked="" type="checkbox"/>
<b>Appointed:</b>	<input type="checkbox"/>
<b>Other:</b>	<input type="checkbox"/>

**Specify "other" process(es):**

**If administrative funds were made available to the CoC, would the primary-decision making body, or its designee, have the capacity to be responsible for activities such as applying for HUD funding and serving as a grantee, providing project oversight, and monitoring. Explain (limit 750 characters):**

Yes. The Continuum of Care Committee's designee would be Metro Dallas Homeless Alliance (MDHA), which is also the CoC Lead Agency. MDHA is currently charged with Continuum of Care oversight, coordination and grant compliance, and has been appointed the regional authority on homelessness by the Dallas City Council. MDHA has both the capacity and willingness to fulfill this role for the Continuum, provided sufficient administrative funds are provided in addition to the 5% Administration fee provided for SHP grantees.

# 1C. Continuum of Care (CoC) Committees, Subcommittees and Work Groups

**Instructions:**

Provide information on up to five of the CoCs most active CoC-wide planning committees, subcommittees, and workgroups. CoCs should only include information on those groups that are directly involved in CoC-wide planning activities such as project review and selection, discharge planning, disaster planning, completion of the Exhibit 1 application, conducting the point-in-time count, and 10-year plan coordination. For each group, briefly describe the role and how frequently the group meets. If one of more of the groups meet less than quarterly, please explain.

**Committees and Frequency**

Name of Group	Role of Group (limit 750 characters)	Meeting Frequency
Independent Review Committee	The sub-committee of the CoC Committee is responsible for the formal review of APR's, HUD monitoring visits, audits, Exhibit 2's, self-assessments, site visits and ranking of the projects.	Semi-annually
MDHA General Membership Committee	This is the networking group for all stakeholders invested in improving conditions for the homeless population and reducing general and chronic homelessness. Responsible for community-wide information flow and advocacy activities.	Monthly or more
MDHA Board of Directors	This is the governing body for MDHA. Its members are made up of a cross-section of the community. Provides strategic planning for MDHA, including financial oversight, program analysis and fund development.	Quarterly
Permanent Supportive Housing Committee	This sub-committee of the MDHA Board is responsible for developing a Master Plan for the development of Permanent Supportive Housing in accordance with the Dallas 10-Year Plan to End Chronic Homelessness.	Quarterly
Continuum of Care Committee	This is the decision-making body of the CoC. It is the group which pans, coordinates and ensures compliance with HUD regulations for all SHP and Shelter + Care grants and works to create a seamless continuum of housing and services throughout the CoC.	Monthly or more

**If any group meets less than quarterly, please explain (limit 750 characters):**

Because of the nature of its work, the Independent Review Committee meets semi-annually to discuss and rank the CoC project appraisals it conducts.

## 1D. Continuum of Care (CoC) Member Organizations

Identify all CoC member organizations or individuals directly involved in the CoC planning process. To add an organization or individual, click on the icon.

Organization Name	Membership Type	Org aniz atio n Typ e	Organization Role	Subpop ulations
Fannie Mae Corporation	Private Sector	Funder	Attend 10-year planning meetings during past 12 months, C...	NONE
Salvation Army - Dallas	Private Sector	Faith-b...	Primary Decision Making Group, Attend 10-year planning me...	NONE
Housing Crisis Center	Private Sector	Non-pro..	Primary Decision Making Group, Attend 10-year planning me...	NONE
Homeward Bound, Inc.	Private Sector	Non-pro..	Attend 10-year planning meetings during past 12 months, C...	Substan ce Abuse
George Ellis	Private Sector	Othe r	Committee/Sub-committee/Work Group	NONE
Family Place, The	Private Sector	Non-pro..	Primary Decision Making Group, Attend Consolidated Plan p...	Domesti c Vio...
Dallas Police Department	Public Sector	Law enf...	Attend 10-year planning meetings during past 12 months, C...	NONE
Graham Investments	Private Sector	Othe r	Attend 10-year planning meetings during past 12 months, C...	NONE
Downtown Dallas Association	Private Sector	Busi ness es	Committee/Sub-committee/Work Group	NONE
Texas Workforce Commission	Public Sector	Loca l w...	Committee/Sub-committee/Work Group	NONE
Metro Dallas Homeless Alliance	Private Sector	Non-pro..	Primary Decision Making Group, Attend Consolidated Plan p...	NONE
Dallas Housing Authority	Public Sector	Publi c ...	Primary Decision Making Group, Attend Consolidated Plan p...	NONE
Social Security Administration	Public Sector	Othe r	Committee/Sub-committee/Work Group	NONE
Dallas County	Public Sector	Loca l g...	Primary Decision Making Group, Attend 10-year planning me...	NONE
Adapt Community Solutions	Private Sector	Othe r	Committee/Sub-committee/Work Group	NONE
Stewpot, The	Private Sector	Faith -b...	Attend 10-year planning meetings during past 12 months, C...	NONE

ValueOptions	Private Sector	Othe r	Committee/Sub-committee/Work Group, Attend 10-year planni...	Seriousl y Me...
Corporation for Supportive Housing	Private Sector	Non-pro.. .	Attend 10-year planning meetings during past 12 months, C...	NONE
Texas Supportive Housing Coalition	Private Sector	Othe r	Committee/Sub-committee/Work Group	NONE
Harris, Virgil	Private Sector	Othe r	Attend 10-year planning meetings during past 12 months, C...	NONE
Central Dallas Ministries	Private Sector	Faith -b...	Attend Consolidated Plan planning meetings during past 12...	NONE
Law Office of Eric L. Johnson	Private Sector	Busi ness es	Attend 10-year planning meetings during past 12 months, C...	NONE
Shared Housing, Inc.	Private Sector	Non-pro.. .	Primary Decision Making Group, Attend 10-year planning me...	NONE
Nilson, Clare	Individual	Hom eles. ..	Attend 10-year planning meetings during past 12 months, C...	NONE
Patsley, Gary	Individual	Othe r	Attend 10-year planning meetings during past 12 months, C...	NONE
Carrington Coleman Sloman & Blumenthal	Private Sector	Busi ness es	Attend 10-year planning meetings during past 12 months, C...	NONE
Dallas Independent School District	Public Sector	Sch ool ...	Primary Decision Making Group, Attend 10-year planning me...	Youth
CiC Partners, LP	Private Sector	Busi ness es	Attend 10-year planning meetings during past 12 months, C...	NONE
City of Dallas	Public Sector	Loca lg...	Primary Decision Making Group, Attend Consolidated Plan p...	NONE
Methodist Childrens' Home	Private Sector	Non-pro.. .	Primary Decision Making Group, Attend 10-year planning me...	Youth
Schroepfer Wessels Jolesch	Private Sector	Busi ness es	Attend 10-year planning meetings during past 12 months, C...	NONE
Parkland Health & Hospital System	Private Sector	Hos pita.. .	Attend Consolidated Plan planning meetings during past 12...	NONE
Baron & Blue Foundation	Private Sector	Fun der ...	Primary Decision Making Group, Attend 10-year planning me...	NONE
Forest City Residential Group, Inc.	Private Sector	Busi ness es	Attend 10-year planning meetings during past 12 months, C...	NONE
Collin County Homeless Coalition	Private Sector	Othe r	Committee/Sub-committee/Work Group	NONE



TextOrder.com	Private Sector	Businesses	Attend 10-year planning meetings during past 12 months, C...	NONE
Legal Aid of Northwest Texas	Private Sector	Non-pro..	Primary Decision Making Group, Attend 10-year planning me...	NONE
Community Council of Greater Dallas	Private Sector	Non-pro..	Primary Decision Making Group, Attend 10-year planning me...	NONE
Family Gateway, Inc.	Private Sector	Non-pro..	Primary Decision Making Group, Attend 10-year planning me...	NONE
Rainbow Days, Inc.	Private Sector	Non-pro..	Primary Decision Making Group, Attend 10-year planning me...	Youth
V.A. Medical Center	Public Sector	Other	Attend 10-year planning meetings during past 12 months, C...	Veterans
Brighter Tomorrows, Inc.	Private Sector	Non-pro..	Primary Decision Making Group, Attend 10-year planning me...	Domestic Vio...
Community Dental Care	Private Sector	Non-pro..	Primary Decision Making Group, Attend 10-year planning me...	NONE
Hope's Door	Private Sector	Non-pro..	Primary Decision Making Group, Attend 10-year planning me...	Domestic Vio...
AIDS Services of Dallas	Private Sector	Non-pro..	Primary Decision Making Group, Attend Consolidated Plan p...	HIV/AIDS
Vogel Alcove	Private Sector	Non-pro..	Primary Decision Making Group, Attend 10-year planning me...	Youth
LifePath Systems	Private Sector	Non-pro..	Primary Decision Making Group, Attend 10-year planning me...	Seriously Me...
LifeNet Community Behavioral Healthcare	Private Sector	Non-pro..	Primary Decision Making Group, Attend 10-year planning me...	Seriously Me...
Crossroads Community Services	Private Sector	Faith-b...	Primary Decision Making Group, Attend 10-year planning me...	NONE
New Beginning Center	Private Sector	Non-pro..	Primary Decision Making Group, Attend 10-year planning me...	Domestic Vio...
City of Irving	Public Sector	Local g...	Primary Decision Making Group, Attend 10-year planning me...	NONE
Dallas Life Foundation	Private Sector	Faith-b...	Attend 10-year planning meetings during past 12 months, C...	NONE
Metrocare Services	Private Sector	Non-pro..	Primary Decision Making Group, Attend 10-year planning me...	Seriously Me...

ABC Behavioral Healthcare	Private Sector	Non-pro..	Primary Decision Making Group, Attend 10-year planning me...	Seriousl y Me...
Body & Soul - St. Paul UMC	Private Sector	Faith-b...	Attend 10-year planning meetings during past 12 months, C...	NONE
Dallas Homeless Neighborhood Assn.	Private Sector	Othe r	Attend 10-year planning meetings during past 12 months, C...	NONE
Promise House, Inc.	Private Sector	Faith-b...	Primary Decision Making Group, Attend 10-year planning me...	Youth
HomeAid / Home Builders Care	Private Sector	Fun der ...	Attend 10-year planning meetings during past 12 months, C...	NONE
St. Vincent de Paul - Dallas	Private Sector	Faith-b...	Primary Decision Making Group, Attend 10-year planning me...	NONE
Urban League of Greater Dallas	Private Sector	Non-pro..	Primary Decision Making Group, Attend 10-year planning me...	NONE
Catholic Charities of Dallas	Private Sector	Faith-b...	Primary Decision Making Group, Attend 10-year planning me...	NONE
U.S. Dept. of Housing & Urban Dev.	Public Sector	Othe r	Attend 10-year planning meetings during past 12 months, C...	NONE
Wilkinson Center, The	Private Sector	Non-pro..	Attend 10-year planning meetings during past 12 months, C...	NONE
Dallas Public Library	Public Sector	Loca l g...	Attend 10-year planning meetings during past 12 months, C...	NONE
Operation Care - Dallas	Private Sector	Faith-b...	Attend 10-year planning meetings during past 12 months, C...	NONE
Taylor, Marina	Individual	Hom eles. ..	Attend 10-year planning meetings during past 12 months, C...	NONE
Central Dallas Community Development Corporation	Private Sector	Non-pro..	Attend 10-year planning meetings during past 12 months, C...	NONE
Forever Hope Ministries	Private Sector	Faith-b...	Attend 10-year planning meetings during past 12 months, C...	NONE
Boyd, Johnny	Individual	Hom eles. ..	Committee/Sub-committee/Work Group, Attend 10-year planni...	NONE
Holy Trinity Catholic Church	Private Sector	Faith-b...	Attend 10-year planning meetings during past 12 months, C...	NONE
Union Gospel Mission	Private Sector	Faith-b...	Primary Decision Making Group, Attend 10-year planning me...	NONE
Nexus Recovery Center	Private Sector	Non-pro..	Attend 10-year planning meetings during past 12 months, C...	NONE
Interfaith Housing Coalition	Private Sector	Faith-b...	Primary Decision Making Group, Attend 10-year planning me...	NONE
Freedlund, Michael	Private Sector	Busi ness es	Attend 10-year planning meetings during past 12 months, C...	NONE

Operation Relief Center	Private Sector	Non-pro..	Primary Decision Making Group, Attend 10-year planning me...	Veteran s
Easter Seals - Dallas	Private Sector	Non-pro..	Primary Decision Making Group, Attend 10-year planning me...	NONE
City of Garland	Public Sector	Loca l g...	Primary Decision Making Group, Attend 10-year planning me...	NONE
City of Plano	Public Sector	Loca l g...	Primary Decision Making Group, Attend 10-year planning me...	NONE
Turtle Creek Manor	Private Sector	Non-pro..	Attend 10-year planning meetings during past 12 months, C...	Substan ce Abuse
PATH Partners	Private Sector	Non-pro..	Attend 10-year planning meetings during past 12 months, C...	NONE
Mosaic Family Services	Private Sector	Non-pro..	Attend 10-year planning meetings during past 12 months, C...	Domesti c Vio...
Bridge, The	Private Sector	Non-pro..	Primary Decision Making Group, Attend 10-year planning me...	NONE
We Care Facilities	Private Sector	Non-pro..	Primary Decision Making Group, Attend 10-year planning me...	NONE
Kenebrew, Verda	Individual	Hom eles..	Attend 10-year planning meetings during past 12 months, C...	NONE
Homeless Veterans' Services of Dallas	Private Sector	Non-pro..	Attend 10-year planning meetings during past 12 months, C...	Veteran s
Captain Hope's Kids	Private Sector	Non-pro..	Attend 10-year planning meetings during past 12 months, C...	Youth
Feed My Sheep Coalition	Private Sector	Faith -b...	Attend 10-year planning meetings during past 12 months, C...	NONE
AIDS Arms, Inc.	Private Sector	Non-pro..	Attend 10-year planning meetings during past 12 months, C...	HIV/AIDS
House of Jabez	Private Sector	Faith -b...	Attend 10-year planning meetings during past 12 months, C...	NONE
American G.I. Forum - NVOP	Private Sector	Non-pro..	Attend 10-year planning meetings during past 12 months, C...	Veteran s
Austin Street Shelter	Private Sector	Faith -b...	Committee/Sub-committee/Work Group	NONE
Center for Nonprofit Management	Private Sector	Non-pro..	Attend 10-year planning meetings during past 12 months, C...	NONE
City of Grand Prairie	Public Sector	Loca l g...	Primary Decision Making Group, Committee/Sub-committee/Wo...	NONE

Dallas Furniture Bank	Private Sector	Non-pro..	Committee/Sub-committee/Work Group, Attend 10-year planni...	NONE
Foundation for Community Empowerment	Private Sector	Faith-b...	Committee/Sub-committee/Work Group	NONE
Good Samaritans - Garland	Private Sector	Non-pro..	Committee/Sub-committee/Work Group, Attend 10-year planni...	NONE
Dym, Kevin	Individual	Othe r	None	NONE
Grand Prairie United Charities	Private Sector	Non-pro..	Committee/Sub-committee/Work Group	NONE
Ladies of Charity	Private Sector	Faith-b...	Committee/Sub-committee/Work Group, Attend 10-year planni...	NONE
LifeLine Shelter for Families	Private Sector	Non-pro..	Committee/Sub-committee/Work Group	NONE
Madkin, Donald	Individual	Othe r	Committee/Sub-committee/Work Group	NONE
Marilyn Augur Family Foundation	Private Sector	Fun der ...	Committee/Sub-committee/Work Group	NONE
Mental Health America of Greater Dallas	Private Sector	Non-pro..	Committee/Sub-committee/Work Group, Attend 10-year planni...	Veteran s, Se...
My Second Chance, Inc.	Private Sector	Non-pro..	Committee/Sub-committee/Work Group	Substan ce Ab...
North Texas Behavioral Health Association	Public Sector	Loca l g...	Primary Decision Making Group, Committee/Sub-committee/Wo...	Seriousl y Me...
Planned Parenthood of North Texas	Private Sector	Non-pro..	Committee/Sub-committee/Work Group	NONE
Smith, Ann	Individual	Othe r	Committee/Sub-committee/Work Group	NONE
Soul's Harbor	Private Sector	Faith-b...	Committee/Sub-committee/Work Group	Substan ce Abuse
The Samaritan Inn	Private Sector	Non-pro..	Committee/Sub-committee/Work Group, Attend 10-year planni...	NONE
Redd, Ricky	Individual	For merl. ..	Committee/Sub-committee/Work Group, Attend 10-year planni...	NONE
Global 360, Inc.	Private Sector	Busi ness es	Attend 10-year planning meetings during past 12 months, C...	NONE
Sheraton Hotel	Private Sector	Busi ness es	Committee/Sub-committee/Work Group	NONE

Cadbury Schweppes Americas Beverages	Private Sector	Businesses	Committee/Sub-committee/Work Group, Attend 10-year planni...	NONE
Neiman Marcus	Private Sector	Businesses	Committee/Sub-committee/Work Group, Attend 10-year planni...	NONE
Transicare, Inc.	Private Sector	Non-pro..	Committee/Sub-committee/Work Group	Seriously Me...
Angel's Home	Private Sector	Non-pro..	Attend 10-year planning meetings during past 12 months	NONE
Arthur's House dba Rosellas House	Private Sector	Non-pro..	Attend 10-year planning meetings during past 12 months	NONE
Destiny Unfolding	Private Sector	Non-pro..	Attend 10-year planning meetings during past 12 months	NONE
City Wide CDC	Private Sector	Non-pro..	Attend 10-year planning meetings during past 12 months	NONE
KamilCare Hope House	Private Sector	Faith-b...	Attend 10-year planning meetings during past 12 months	NONE
King, Ada	Individual	Other	None	NONE
Mary's Blessing	Private Sector	Non-pro..	Attend 10-year planning meetings during past 12 months	NONE
North Texas Behavioral Health Association	Private Sector	Non-pro..	Attend 10-year planning meetings during past 12 months	Seriously Me...
Open Hands	Private Sector	Non-pro..	Attend 10-year planning meetings during past 12 months	NONE
Payne, Isiah	Individual	Other	Attend 10-year planning meetings during past 12 months	NONE
ZAT	Private Sector	Faith-b...	Committee/Sub-committee/Work Group	NONE

# 1E. Continuum of Care (CoC) Project Review and Selection Process

## Instructions:

The CoC solicitation of projects and project selection should be conducted in a fair and impartial manner. For each of the following items, indicate all of the methods and processes the CoC used in the past year to assess all new and renewal project(s) performance, effectiveness, and quality. In addition, indicate if any written complaints have been received by the CoC regarding any CoC matter in the last 12 months, and how those matters were addressed and/or resolved.

**Open Solicitation Methods:**  
(select all that apply) f. Announcements at Other Meetings, e. Announcements at CoC Meetings, c. Responsive to Public Inquiries, b. Letters/Emails to CoC Membership, d. Outreach to Faith-Based Groups

**Rating and Performance Assessment Measure(s):**  
(select all that apply) b. Review CoC Monitoring Findings, g. Site Visit(s), k. Assess Cost Effectiveness, c. Review HUD Monitoring Findings, r. Review HMIS participation status, d. Review Independent Audit, j. Assess Spending (fast or slow), p. Review Match, i. Evaluate Project Readiness, e. Review HUD APR for Performance Results, n. Evaluate Project Presentation, h. Survey Clients, o. Review CoC Membership Involvement, f. Review Unexecuted Grants, a. CoC Rating & Review Committee Exists, m. Assess Provider Organization Capacity, l. Assess Provider Organization Experience

**Voting/Decision-Making Method(s):**  
(select all that apply) c. All CoC Members Present Can Vote, a. Unbiased Panel/Review Committee, d. One Vote per Organization, b. Consumer Representative Has a Vote, f. Voting Members Abstain if Conflict of Interest

**Were there any written complaints received by the CoC regarding any matter in the last 12 months?** No

**If yes, briefly describe complaint and how it was resolved (limit 750 characters):**

# 1F. Continuum of Care (CoC) Housing Inventory--Change in Beds Available

For each housing type, indicate if there was any change (increase or reduction) in the total number of beds in the 2009 electronic Housing Inventory Chart (e-HIC) as compared to the 2008 e-HIC. If there was a change, please describe the reasons in the space provided for each housing type.

**Emergency Shelter:** Yes

**Briefly describe the reason(s) for the change in Emergency Shelter beds, if applicable (limit 750 characters):**

The number of Emergency Shelter beds increased because The Bridge Homeless Assistance Center made 225 emergency shelter beds available for seingle adults, and replaced the Day Resource Center, which had been providing 120 Emergency Shelter beds. (NOTE: The Day Resource Center has consequently been removed from the attached e-HIC.)In addition, New Beginning Center re-opened 10 additional Emergency Shelter beds which had been unavailable previously due to a fire in the building.

**Safe Haven:** No

**Briefly describe the reason(s) for the change in Safe Haven beds, if applicable (limit 750 characters):**

The number of Safe Haven beds remained the same.

**Transitional Housing:** Yes

**Briefly describe the reason(s) for the change in Transitional Housing beds, if applicable (limit 750 characters):**

An increase in Transitional Housing beds is shown over the 2008 number because The Bridge Homeless Assistance Center opened 100 new units of Transitional Housing, and The Salvation Army opened an additional 90 units of TH using V.A. Per Diem vouchers.

**Permanent Housing:** Yes

**Briefly describe the reason(s) for the change in Permanent Housing beds, if applicable (limit 750 characters):**

Our overall Permanent Supportive Housing beds increased (+183), as did those designated specifically for Chronically Homeless individuals (+78) because a 70-unit McKinney-Vento funded project was able to begin operating since the 2008 count had been completed and the number of vouchers available through the Dallas Housing Authority S + C grant was clarified to include an additional 8 units. Additionally, 105 HUD VASH vouchers have been provided to the local VA.

**CoC certifies that all beds for homeless persons are listed in the e-HIC regardless of HMIS participation and HUD funding:** Yes



# 1G. Continuum of Care (CoC) Housing Inventory Chart Attachment

### Instructions:

Each CoC must complete and attach the electronic Housing Inventory Chart, or e-HIC. Using the version of the document that was sent electronically to the CoC, verify that all information is accurate and make any necessary additions or changes. Click on "Housing Inventory Chart" below to upload the document . Each CoC is responsible for reading the instructions in the e-HIC carefully.

Document Type	Required?	Document Description	Date Attached
Housing Inventory Chart	Yes	TX-600 e-HIC 2009	11/20/2009

## Attachment Details

**Document Description:** TX-600 e-HIC 2009

# 1H. Continuum of Care (CoC) Housing Inventory Chart (HIC) - Data Sources and Methods

**Instructions:**

Complete the following items based on data collection methods and reporting for the electronic Housing Inventory Chart (e-HIC), including Unmet need determination. The information should be based on a survey conducted in a 24-hour period during the last ten days of January 2009.

**Indicate the date on which the housing inventory count was completed:** 01/29/2009  
(mm/dd/yyyy)

**Indicate the type of data or methods used to complete the housing inventory count:** Housing inventory survey  
(select all that apply)

**Indicate the steps taken to ensure data accuracy for the Housing Inventory Chart:** Follow-up, Instructions, Updated prior housing inventory information, Confirmation, Training  
(select all that apply)

**Must specify other:**

N / A

**Indicate the type of data or method(s) used to determine unmet need:** Unsheltered count, HUD unmet need formula, Housing inventory, Stakeholder discussion  
(select all that apply)

**Specify "other" data types:**

N / A

**If more than one method was selected, describe how these methods were used together (limit 750 characters):**

The HUD unmet need formula and unsheltered count are utilized each year by the Continuum to establish a baseline for further discussion with community stakeholders about additional need. The stakeholder discussion was specifically utilized to determine the unmet need for Emergency Shelter and Permanent Supportive Housing, as the community understood that the opening of The Bridge Homeless Assistance Center would highlight and increase the need for additional PSH units. We have also learned that more people are experiencing episodic homelessness due to the economic downturn. It is believed that additional emergency shelter beds, in conjunction with a targeted use of the community's HPRP funds, will meet the increased need.

## 2A. Homeless Management Information System (HMIS) Implementation

**Intructions:**

CoCs should complete the following information in conjunction with the HMIS Lead Agency. All information is to be current as of the date in which this application is submitted. For additional instructions, refer to the detailed instructions available on the left menu bar.

**Select the HMIS implementation type:** Single CoC

**Select the CoC(s) covered by the HMIS:** TX-600 - Dallas City & County/Irving CoC  
(select all that apply)

**Does the CoC Lead Organization have a written agreement with HMIS Lead Organization?** Yes

If yes, the agreement (e.g., contract, Memorandum of Understanding, etc.) must be submitted with the application.

**Is the HMIS Lead Organization the same as CoC Lead Organization?** Yes

**Has the CoC selected an HMIS software product?** Yes

**If "No" select reason:**

**If "Yes" list the name of the product:** MetSYS Database Management Software

**What is the name of the HMIS software company?** MetSYS Inc.

**Does the CoC plan to change HMIS software within the next 18 months?** No

**Indicate the date on which HMIS data entry started (or will start):** 07/20/2000  
(format mm/dd/yyyy)

**Is this an actual or anticipated HMIS data entry start date?** Actual Data Entry Start Date

**Indicate the challenges and barriers impacting the HMIS implementation:** HMIS unable to generate data quality reports, HMIS is unable to generate data for PIT counts for sheltered persons, Inadequate bed coverage for AHAR participation, HMIS unable to generate AHAR table shells, Poor data quality, Inability to integrate data from providers with legacy data systems, HMIS unable to generate APR data, No or low participation by non-HUD funded providers, HMIS unable to generate CoC- wide data or reports  
(select all the apply):

**If CoC indicated that there are no challenges or barriers impacting HMIS implementation, briefly describe either why CoC has no challenges or how all barriers have been overcome (limit 1000 characters).**

N/A

**If CoC identified one or more challenges or barriers impacting HMIS implementation, briefly describe how the CoC plans to overcome them (limit 1000 characters).**

Metro Dallas Homeless Alliance (the CoC Lead) will begin direct implementation of the HMIS this year for the first time. In previous years, it has been implemented by a third party. We will work directly with the software provider to identify issues and challenges, and to ensure more adequate data quality and results. If necessary, we will change software systems. The CoC is committed to quality and full participation, and will carry out any steps necessary to ensure it can be done.

## 2B. Homeless Management Information System (HMIS) Lead Organization

Enter the name and contact information for the HMIS Lead Agency. This is the organization responsible for implementing the HMIS within a CoC. There may only be one HMIS Lead Agency per CoC.

**Organization Name** Metro Dallas Homeless Alliance

**Street Address 1** 1818 Corsicana St.

**Street Address 2**

**City** Dallas

**State** Texas

**Zip Code** 75201

**Format: xxxxx or xxxxx-xxxx**

**Organization Type** Non-Profit

**If "Other" please specify**

**Is this organization the HMIS Lead Agency in more than one CoC?** No

## 2C. Homeless Management Information System (HMIS) Contact Person

Enter the name and contact information for the primary contact person at the HMIS Lead Agency.

**Prefix:** Mr.

**First Name** Kit

**Middle Name/Initial**

**Last Name** Lowrance

**Suffix**

**Telephone Number:** 214-670-1125  
(Format: 123-456-7890)

**Extension**

**Fax Number:** 214-243-2025  
(Format: 123-456-7890)

**E-mail Address:** klowrance@mdhadallas.org

**Confirm E-mail Address:** klowrance@mdhadallas.org

## 2D. Homeless Management Information System (HMIS) Bed Coverage

**Instructions:**

HMIS bed coverage measures the level of participation in a CoC's HMIS. It is calculated by dividing the total number of year-round non-DV HMIS-participating beds available in the CoC by the total number of year-round non-DV beds available in the CoC. Participation in HMIS is defined as collection and reporting of client level data either through direct data entry into the HMIS or into an analytical database that includes HMIS data at least annually.

HMIS bed coverage is calculated by dividing the total number of year-round non-DV HMIS-participating beds in each housing type by the total number of non-DV beds available in each program type. For example, the bed coverage rate for Emergency Shelters (ES) is equal to the total number of year-round, non-DV HMIS-participating ES beds divided by the total number of non-DV ES beds available in the CoC. CoCs can review or assess HMIS bed coverage by calculating their rate monthly, quarterly, semiannually, annually, or never. CoCs are considered to have low bed coverage rates if they only have a rate of 0-64% among any one of the housing types. CoCs that have a housing type with a low bed coverage rate should describe the CoCs plan to increase bed coverage in the next 12-months in the space provided.

The 2005 Violence Against Women Act (VAWA) Reauthorization bill restricts domestic violence provider participation in HMIS unless and until HUD completes a public notice and comment process. Until the notice and comment process is completed, HUD does not require nor expect domestic violence providers to participate in HMIS. HMIS bed coverage rates are calculated excluding domestic violence provider beds from the universe of potential beds.

**Indicate the HMIS bed coverage rate (%) for each housing type within the CoC. If a particular housing type does not exist anywhere within the CoC, select "Housing type does not exist in CoC" from the drop-down menu.**

* Emergency Shelter (ES) Beds	0-50%
* Safe Haven (SH) Beds	86%+
* Transitional Housing (TH) Beds	65-75%
* Permanent Housing (PH) Beds	86%+

**How often does the CoC review or assess its HMIS bed coverage?**    Semi-annually

**If bed coverage is 0-64%, describe the CoC's plan to increase this percentage during the next 12 months:**

Some Emergency Shelter providers in the Dallas Continuum have indicated that their agency policies prohibit them from providing information for a community-wide data system. Some, such as The Bridge, have reported having too much difficulty getting the Metsys software system to load in a timely manner or generate useful reports. The CoC Lead agency (MDHA) will be taking responsibility for the HMIS beginning in April of 2009, so as to identify other barriers to the successful implementation of HMIS and to encourage it's use by non HUD-funded providers.



## 2E. Homeless Management Information System (HMIS) Data Quality

**Instructions:**

Enter the percentage of missing or unknown records AND the percentage of records where the value is "refused" or unknown ("don't know") for each Universal Data Element listed below. Universal Data Elements are information fields that HUD requires all homeless service providers participating in a local HMIS to collect on all homeless clients seeking housing and/or services. They include personal identifying information as well as information on a client's demographic characteristics and recent residential history. The elements target data that are essential to the administration of local homeless assistance programs as well as obtaining an accurate picture of the extent, characteristics and the patterns of service use of the local homeless population.

Where the collection of Social Security Numbers is not authorized by law, failure to collect this data element will not competitively disadvantage an application. Additionally, in lieu of the actual SSN, the response categories of "Don't Know" and "Refused" are considered valid response categories, per the HMIS Data and Technical Standards.

For additional instructions, refer to the detailed instructions available on the left menu bar.

**Indicate the percentage of unduplicated client records with null or missing values on a day during the last ten days of January 2009.**

Universal Data Element	Records with no values (%)	Records where value is refused or unknown (%)
* Social Security Number	47%	27%
* Date of Birth	3%	0%
* Ethnicity	32%	0%
* Race	44%	0%
* Gender	3%	0%
* Veteran Status	51%	1%
* Disabling Condition	75%	0%
* Residence Prior to Program Entry	24%	0%
* Zip Code of Last Permanent Address	41%	0%
* Name	0%	0%

**Instructions:**

The Annual Homeless Assessment Report (AHAR) is a national report to Congress on the extent and nature of homelessness in America. The AHAR uses data from Homeless Management Information Systems (HMIS) to estimate the number and characteristics of people who use homeless residential services and their patterns of service use. The data collection period for AHAR 4 began on October 1, 2007 and ended on September 30, 2008. Communities must have had a minimum bed coverage rate of 65 percent throughout the entire reporting period in two or more reporting categories; i.e., emergency shelters for individuals (ES-IND), emergency shelters for families (ES-FAM), transitional housing for individuals (TH-IND), and transitional housing for families (TH-FAM) to be eligible to participate in AHAR 4.

**Did the CoC or subset of CoC participate in AHAR 4?** No

**Did the CoC or subset of CoC participate in AHAR 5?** No

**How frequently does the CoC review the quality of client level data?** Monthly

**How frequently does the CoC review the quality of program level data?** Quarterly

**Describe the process, extent of assistance, and tools used to improve data quality for agencies participating in the HMIS (limit 750 characters):**

The CoC lead began requiring HUD-funded projects to submit sample APR's on a monthly basis beginning in March of 2009. Based on counsel from Abt Associates, we have focused on our Transitional Housing for Families element in the hopes that a valid AHAR can be submitted this year.

**Describe the existing policies and procedures used to ensure that valid program entry and exit dates are recorded in the HMIS (limit 750 characters):**

CoC-funded providers are aware of the need to use HMIS regularly. Beginning in January of 2010, the CoC will implement a monthly review and reporting process to ensure that data quality is strong and that the information is entered into the system in a timely basis (5 days from first contact). A universal intake form is in the process of being approved to ensure CoC-wide compliance.

## 2F. Homeless Management Information System (HMIS) Data Usage

### Instructions:

HMIS can be used for a variety of activities. These include, but are not limited to:

- Data integration/data warehousing to generate unduplicated counts; Involves assembling HMIS data from multiple data collection systems into a single system in order to de-duplicate client records.
- Use of HMIS for point-in-time count of sheltered persons
- Use of HMIS for point-in-time count of unsheltered persons
- Use of HMIS for performance measurement; Using HMIS to evaluate program or system-level performance, focusing on client-level outcomes, or measurable changes in the well-being of homeless clients.
- Use of HMIS for program management; Using HMIS data for grant administration, reporting, staff supervision, or to manage other program activities.
- Integration of HMIS data with mainstream system; Merging HMIS data with data from other mainstream systems, such as welfare, foster care, educational, or correctional systems.

Indicate the frequency in which each of the following activities is completed:

- Data integration/data warehousing to generate unduplicated counts:** Never
- Use of HMIS for point-in-time count of sheltered persons:** Never
- Use of HMIS for point-in-time count of unsheltered persons:** Never
- Use of HMIS for performance assessment:** Semi-annually
- Use of HMIS for program management:** Semi-annually
- Integration of HMIS data with mainstream system:** Never

## 2G. Homeless Management Information System (HMIS) Data and Technical Standards

**Instructions:**

For each item, indicate whether the activity is completed monthly, quarterly (once each quarter), semiannually (two times per year), annually (every year), or never.

- Unique user name and password: CoC assesses that system user name and password protocols are followed and meet HMIS technical standards.
- Secure location for equipment: CoC manages physical access to systems with access to HMIS data in compliance with HMIS technical standards.
- Locking screen savers: CoC makes HMIS workstations and HMIS software automatically turn on password-protected screen savers when a workstation is temporarily not in use.
- Virus protection with auto update: CoC protects HMIS systems from viruses by using virus protection software that regularly updates virus definitions from the software vendor.
- Individual or network firewalls: CoC protects systems from malicious intrusion behind a secure firewall.
- Restrictions on access to HMIS via public forums: CoC allows secure connections to HMIS data only through PKI certificate or IP filtering as defined in the HMIS technical standards.
- Compliance with HMIS Policy and Procedures manual: CoC ensures HMIS users are in compliance with community-defined policies and protocols for HMIS use.
- Validation of off-site storage of HMIS data: CoC validates that off-site storage of HMIS data is secure.

**Indicate the frequency in which the CoC or HMIS Lead completes a compliance assessment for each of the following HMIS privacy and security standards:**

* Unique user name and password	Monthly
* Secure location for equipment	Monthly
* Locking screen savers	Monthly
* Virus protection with auto update	Monthly
* Individual or network firewalls	Monthly
* Restrictions on access to HMIS via public forums	Monthly
* Compliance with HMIS Policy and Procedures manual	Quarterly
* Validation of off-site storage of HMIS data	Monthly

**How often does the CoC assess compliance with HMIS Data and Technical Standards?** Monthly

**How often does the CoC aggregate data to a central location (HMIS database or analytical database)?** Monthly

**Does the CoC have an HMIS Policy and Procedures manual?** Yes

**If 'Yes' indicate date of last review or update by CoC:** 09/23/2009

**If 'No' indicate when development of manual will be completed (mm/dd/yyyy):**

## 2H. Homeless Management Information System (HMIS) Training

**Instructions:**

An important component of a functioning HMIS is providing comprehensive training to homeless assistance providers that are participating in the HMIS. In the section below, indicate the frequency in which the CoC and/or HMIS Lead Agency offers each of the following training activities:

- Privacy/Ethics training: Training to homeless assistance program staff on established community protocols for ethical collection of client data and privacy protections required to manage clients' PPI (protected personal information).
- Data Security training: Training to homeless assistance program staff on established community protocols for user authentication, virus protection, firewall security, disaster protection, and controlled access to HMIS.
- Using HMIS data locally: Training on use of HMIS data to understand the local extent and scope of homelessness.
- Using HMIS data for assessing program performance: Training on use of HMIS to systematically evaluate the efforts programs are making to address homelessness.
- Basic computer skills training: Training on computer foundation skills such as mouse and keyboard functions, web searching, document saving, and printing.
- HMIS software training: Training on use and functionality of HMIS software including adding new clients, updating client data, running reports, and managing client cases.

**Indicate the frequency in which the CoC or HMIS Lead Agency offers each of the following training activities:**

Privacy/Ethics training	Quarterly
Data Security training	Quarterly
Data Quality training	Monthly
Using HMIS data locally	Monthly
Using HMIS data for assessing program performance	Quarterly
Basic computer skills training	Quarterly
HMIS software training	Quarterly

## 2I. Continuum of Care (CoC) Point-in-Time Homeless Population

**Instructions:**

This section must be completed using statistically reliable, unduplicated counts or estimates of homeless persons in sheltered and unsheltered locations on a single night. Because 2009 was a required point-in-time count year, CoCs were required to conduct a one day, point-in-time count during the last 10 days of January--January 22nd to 31st. Although point-in-time counts are only required every other year, HUD requests that CoCs conduct a count annually if resources allow. Data entered in this chart must reflect a point-in-time count that took place during the last 10 days of January 2009, unless a waiver was received by HUD.

Additional instructions on conducting the point-in-time count can be found in the detailed instructions, located on the left hand menu.

**Indicate the date of the most recent point-in-time count (mm/dd/yyyy):** 01/29/2009

**For each homeless population category, the number of households must be less than or equal to the number of persons.**

Households with Dependent Children					
		Sheltered	Unsheltered		Total
		Emergency	Transitional		
<b>Number of Households</b>	161	288	3	452	
<b>Number of Persons (adults and children)</b>	518	946	12	1,476	
Households without Dependent Children					
		Sheltered	Unsheltered		Total
		Emergency	Transitional		
<b>Number of Households</b>	1,450	527	159	2,136	
<b>Number of Persons (adults and unaccompanied youth)</b>	1,514	547	164	2,225	
All Households/ All Persons					
		Sheltered	Unsheltered		Total
		Emergency	Transitional		
<b>Total Households</b>	1,611	815	162	2,588	
<b>Total Persons</b>	2,032	1,493	176	3,701	

## 2J. Continuum of Care (CoC) Point-in-Time Homeless Subpopulations

**Instructions:**

Enter the number of sheltered and unsheltered adults who belong in each subpopulation category. As in the Homeless Populations chart, this chart must be completed using statistically reliable and unduplicated counts or estimates of homeless persons based on the point-in-time count conducted during the last ten days of January 2009. Only adults should be included in the counts for this chart, except for the Unaccompanied Youth (those under age 18) category. Subpopulation data is required for sheltered persons and optional for unsheltered persons, with the exception of Chronically Homeless.

	Sheltered	Unsheltered	Total
* Chronically Homeless (Federal definition)	528	73	601
* Severely Mentally Ill	870		870
* Chronic Substance Abuse	976		976
* Veterans	396		396
* Persons with HIV/AIDS	158		158
* Victims of Domestic Violence	343		343
* Unaccompanied Youth (under 18)	38		38

## 2K. Continuum of Care (CoC) Sheltered Homeless Population & Subpopulation: Point-In-Time (PIT) Count

### Instructions:

CoCs are only required to conduct a one-day point-in-time count every two years (biennially) however, HUD strongly encourages CoCs to conduct an annual point-in-time count, if resources allow. Below, select the time period that corresponds with how frequently the CoC plans to conduct a point-in-time count:

- biennially (every other year);
- annually (every year);
- semi-annually (twice a year); or
- quarterly (once each quarter).

CoCs will separately calculate and enter the percentage of emergency shelter and transitional housing providers that provided data for the Homeless Population and Subpopulation charts. For example, if 9 out of 12 transitional housing programs provided point-in-time data, enter 75%. If all providers for a program type contributed data, enter 100%.

**How frequently does the CoC conduct a point-in-time count?** Annually

**Enter the date in which the CoC plans to conduct its next point-in-time count: (mm/dd/yyyy)** 01/28/2010

**Indicate the percentage of homeless service providers supplying population and subpopulation data that was collected via survey, interview, and/or HMIS.**

**Emergency shelter providers:** 96%

**Transitional housing providers:** 91%



## 2L. Continuum of Care (CoC) Sheltered Homeless Population and Subpopulation: Methods

### Instructions:

CoCs may use one or more methods to count sheltered homeless persons. Indicate the method(s) used to gather and calculate population data on sheltered homeless persons. Check all applicable methods:

- Survey Providers: Providers counted the total number of clients residing in each program on the night designated as the point-in-time count.
- HMIS: The CoC used HMIS to complete the point-in-time sheltered count.
- Extrapolation: The CoC used extrapolation techniques to estimate the number and characteristics of sheltered homeless persons from data gathered at emergency shelters and transitional housing programs. CoCs that use extrapolation techniques are strongly encourage to use the HUD General Extrapolation worksheet.

Indicate the method(s) used to count sheltered homeless persons during the last point-in-time count:  
(Select all that apply):

Survey Providers:	<input checked="" type="checkbox"/>
HMIS:	<input type="checkbox"/>
Extrapolation:	<input type="checkbox"/>
Other:	<input type="checkbox"/>

If Other, specify:

N/A

Describe how the data on the sheltered homeless population, as reported on 2I, was collected and the sheltered count produced (limit 1500 characters):

The number of homeless individuals, Family Units & Persons in Families was collected from each sheltered population provider, regardless of whether sub-population data was given by that provider. The Count was produced from this number.

The sheltered count increased slightly this year when compared with last year. These results are attributed to:

The City's Day Resource Center was opened for overnight sleeping this year and provided 120 new emergency shelter beds not available in 2007.

MDHA began paying the shelter per night fees in November 2007 for those who could not pay them, thus eliminating a substantial barrier to receiving shelter.

An increase in the outreach engagements provided by the Assertive Homeless Crisis Outreach Unit.

Comparing the 2009 point-in-time count to the previous point-in-time count (2008 or 2007), describe any factors that may have resulted in an increase, decline, or no change in the sheltered population count (limit 1500 characters):

The major change that was visible in this year's count when compared to last is in the number of people utilizing Transitional Housing. After studying the data, we believe that the creation of new individual Transitional Housing units (by The Bridge and Salvation Army) and that the recession had an impact not only on the number of families who experienced homelessness, but also in the number of 2-parent families and larger families who became homeless.

## 2M. Continuum of Care (CoC) Sheltered Homeless Population and Subpopulation Data

### Instructions:

Check all methods used by the CoC to produce the sheltered subpopulations data reported in the subpopulation table.

- HMIS: The CoC used HMIS to gather subpopulation information on sheltered homeless persons without extrapolating for any missing data.
- HMIS data plus extrapolation: The CoC used HMIS data and extrapolation techniques to estimate the number and subpopulation characteristics of sheltered homeless persons in the CoC. Extrapolation techniques accounted for missing HMIS data and the CoC completed HUD's Extrapolation Tool.
- Sample of PIT interviews plus extrapolation: The CoC conducted interviews with a random or stratified sample of sheltered homeless adults and unaccompanied youth to gather subpopulation information. The results from the interviews were extrapolated to the entire sheltered homeless population to provide statistically reliable subpopulation estimates for all sheltered persons. CoCs that made this selection are encourage to used the applicable HUD Sample Strategy tool.
- Interviews: The CoC conducted interviews with every homeless person staying in an emergency shelter or transitional housing program on the night designated for the point-in-time count.
- Non-HMIS client level information: Providers used individual client records (e.g., case management files) to provide the CoC with subpopulation data for each adult and unaccompanied youth living in a sheltered program on the night designated for the point-in-time count.

Additional instructions on this section can be found in the detailed instructions, located on the left hand menu. Also, for more information about any of the techniques listed above, see: [A Guide for Counting Sheltered Homeless People](http://www.hudhre.info/documents/counting_sheltered.pdf) at [http://www.hudhre.info/documents/counting\\_sheltered.pdf](http://www.hudhre.info/documents/counting_sheltered.pdf).

**Indicate the method(s) used to gather and calculate subpopulation data on sheltered homeless persons (select all that apply):**

<b>HMIS</b>	<input type="checkbox"/>
<b>HMIS plus extrapolation:</b>	<input type="checkbox"/>
<b>Sample of PIT interviews plus extrapolation:</b>	<input type="checkbox"/>
<b>Sample strategy:</b>	<input type="checkbox"/>
<b>Provider expertise:</b>	<input type="checkbox"/>
<b>Non-HMIS client level information:</b>	<input type="checkbox"/>
<b>None:</b>	<input type="checkbox"/>
<b>Other:</b>	<input checked="" type="checkbox"/>

If Other, specify:

Surveys were conducted with each individual or Head of Household who agreed to be interviewed in order to give each member of the homeless population an opportunity to provide information. By utilizing this method, the CoC gained a broader understanding of the sub-populations present in the community, and the unmet needs identified by those sub-populations. Residents from 91% of Emergency Shelter providers and 86% of Transitional Housing providers were asked to provide sub-population information. Data from those sheltered persons who were interviewed was then applied to the entire sheltered population represented in the total count.

**Describe how data on sheltered subpopulations, as reported on 2J, was collected and the subpopulation data produced (limit 1500 characters):**

In order to collect sub-population data for the sheltered population, surveys were prepared and distributed to area emergency shelter and transitional living facilities in Dallas and Collin Counties. Surveys, printed in English and Spanish, were created as self-reports, and were completed either by homeless individuals themselves or with the help of program staff. This method was chosen to capture an accurate and broad representation of the sheltered population (91% of Emergency Shelter providers, 86% of Transitional Housing providers participated), which could then be applied to the overall sheltered count.

The chronically homeless population count increased 8% this year, due to the increase in emergency shelter beds for individuals through the opening of the Day Resource Center for night shelter, the paid shelter nights in other Emergency Shelters, and the concentrated efforts of the Assertive Crisis Intervention Team (See "Sheltered Data - Methods" for more detail). It is our belief that these efforts drew more chronically homeless individuals into shelters, making it easier to locate them and administer surveys to collect sub-population data.

**Comparing the 2009 point-in-time count to the previous point-in-time count (2008 or 2007), describe any factors that may have resulted in an increase, decline, or no change in the sheltered subpopulations data. Response should address changes in all sheltered subpopulation data (limit 1500 characters):**

The numbers decreased in each category. Three factors explain this:  
1. The Bridge Homeless Assistance Center has made efforts to identify special needs populations and place them into more appropriate housing and services.  
2. The short-term, episodic nature of many of the newly homeless homeless indicates that they may not have as many special needs or disabling conditions as the long-term homeless which are being served at The Bridge.  
3. For the first time, 24% of our homeless population were children, and therefore, not reperested in these results as per the instructions.

## 2N. Continuum of Care (CoC) Sheltered Homeless Population and Subpopulation: Data Quality

### Instructions:

CoCs often undertake a variety of steps to improve the quality of the sheltered population and subpopulation data. These include, but are not limited to:

- Instructions: The CoC provided written instructions to providers to explain protocol for completing the sheltered PIT count.
- Training: The CoC trained providers on the protocol and data collection forms used to complete the sheltered PIT count.
- Remind/Follow-up: The CoC reminded providers about the count and followed up with providers to ensure the maximum possible response rate from all programs.
- HMIS: The CoC used HMIS to verify data collected from providers for the sheltered count.
- Non-HMIS De-duplication techniques: The CoC used strategies to ensure that each sheltered and unsheltered homeless person was not counted more than once during the point in time count. The non-HMIS de-duplication techniques must be explained in the box below.

CoCs that select "Non-HMIS de-duplication techniques" must describe the techniques used. De-duplication is the process by which information on the same homeless clients within a program or across several programs is combined into unique records.

**Indicate the steps used by the CoC to ensure the data quality of the sheltered persons count:  
(select all that apply)**

Instructions:	<input type="checkbox"/>
Training:	<input checked="" type="checkbox"/>
Remind/Follow-up	<input checked="" type="checkbox"/>
HMIS:	<input type="checkbox"/>
Non-HMIS de-duplication techniques:	<input checked="" type="checkbox"/>
None:	<input type="checkbox"/>
Other:	<input type="checkbox"/>

**If Other, specify:**

N/A

**Describe the non-HMIS de-duplication techniques, if selected (limit 1000 characters):**

Instructions, Training and Follow-up all emphasized that the Homeless Count was to be conducted from 7:00 P.M. - 12:00 A.M. on the night of the census. This is the best method to prevent count duplication in Dallas & Collin Counties, as most Emergency Shelter providers do not accept residents after 7:00 P.M., so residents who were counted during this time period were in that facility for the remainder of the night.

## 20. Continuum of Care (CoC) Unsheltered Homeless Population and Subpopulation: Methods

### Instructions:

CoCs can use a number of methodologies to count unsheltered homeless persons. These include, but are not limited to:

- Public places count: The CoC conducted a point-in-time count based on observation of unsheltered homeless persons, but without interviews.
- Public places count with interviews: The CoC conducted a point-in-time count and either interviewed all unsheltered homeless persons encountered during the public places count or a sample of these individuals.
- Service-based count: The CoC interviewed people using non-shelter services, such as soup kitchens and drop-in centers, screened for homelessness, and counted those that self-identified as unsheltered homeless persons. In order to obtain an unduplicated count, every person interviewed in a service-based count must be asked where they were sleeping on the night of the last point-in-time count.
- HMIS: The CoC used HMIS in some way to collect, analyze, or report data on unsheltered homeless persons. For example, the CoC entered respondent information into HMIS in an effort to check personal identifying information to de-duplicate and ensure persons were not counted twice.

For more information on any of these methods, see [A Guide to Counting Unsheltered Homeless People](http://www.hudhre.info/documents/counting_unsheltered.pdf) at: [http://www.hudhre.info/documents/counting\\_unsheltered.pdf](http://www.hudhre.info/documents/counting_unsheltered.pdf).

Indicate the method(s) used to count unsheltered homeless persons: (select all that apply)

Public places count:	<input checked="" type="checkbox"/>
Public places count with interviews:	<input checked="" type="checkbox"/>
Service-based count:	<input type="checkbox"/>
HMIS:	<input type="checkbox"/>
Other:	<input type="checkbox"/>

If Other, specify:

N/A

## 2P. Continuum of Care (CoC) Unsheltered Homeless Population and Subpopulation - Level of Coverage

### Instructions:

Depending on a number of factors, the level of coverage for a count of unsheltered persons may vary from place to place. Below, indicate which level of coverage best applies to the count of unsheltered homeless persons in the CoC.

¿ Complete coverage means that every part of a specified geography, such as an entire city or a downtown area, every street is canvassed by enumerators looking for homeless people and counting anyone who is found.

¿ Known locations means counting in areas where unsheltered homeless people are known to congregate or live.

¿ A combined approach merges complete coverage with known locations by counting every block in a portion of the jurisdiction (e.g. central city) AND conducting counts in other areas of the jurisdiction where unsheltered persons are known to live or congregate.

**Indicate the level of coverage of unsheltered homeless persons in the point-in-time count:** Complete Coverage and Known Locations

**If Other, specify:**

N/A

## 2Q. Continuum of Care (CoC) Unsheltered Homeless Population and Subpopulation - Data Quality

### Instructions:

CoCs may undertake one or more methods to improve data quality of the unsheltered population and subpopulation data, as reported on 2I and 2J, respectively. Check all steps that the CoC has taken to ensure data quality:

- Training: The CoC conducted trainings(s) for point-in-time enumerators or CoC staff.
- HMIS: The CoC used HMIS to check for duplicate entries or for some other purpose.
- De-duplication techniques: The CoC used strategies to ensure that each unsheltered homeless person was not counted more than once during the point-in-time count.

All CoCs should have a strategy for reducing the occurrence of counting persons more than once during a point-in-time count, also known as de-duplication. De-duplication techniques should always be implemented when the point-in-time count extends beyond one night or takes place during the day at service locations used by homeless people that may or may not use shelters.

For more information on de-duplication and other techniques used to improve data quality, see [A Guide for Counting Unsheltered Homeless People](http://www.hudhre.info/documents/counting_unsheltered.pdf) at: [www.hudhre.info/documents/counting\\_unsheltered.pdf](http://www.hudhre.info/documents/counting_unsheltered.pdf).

**Indicate the steps used by the CoC to ensure the data quality of the unsheltered persons count. (select all that apply)**

Training:	X
HMIS:	
De-duplication techniques:	X
Other:	

**If Other, specify:**

N / A

**Describe the techniques used by the CoC to reduce duplication, otherwise known as de-duplication (limit 1500 characters):**

Training for the outdoor count adjourned at 6:45 P.M. and emphasized that the Homeless Count & Census was to be conducted from 7:00 P.M. - 12:00 A.M. on the night of the census. This is the best method to prevent count duplication in Dallas & Collin Counties, as most Emergency Shelter providers do not accept residents after 7:00 P.M., so residents who were counted and / or interviewed outdoors during this time period were outdoors for the remainder of the night (although indoor housing options were shared with those encountered outdoors). Teams were assigned to different areas based on police districts, so that they would not inadvertently count or interview the same person(s) more than once.

**Describe the CoCs efforts to reduce the number of unsheltered homeless household with dependent children. Discussion should include the CoCs outreach plan (limit 1500 characters):**



The Dallas City & County / Irving CoC makes several efforts to ensure that households with dependent children are immediately linked with safe, stable housing options. These efforts include:

Publicizing of the 24-Hour 211 Information Hotline.

Outreach provided by the City of Dallas Assertive Crisis Intervention Team, Adapt, Metrocare Services, VA for veterans & Promise House for unaccompanied youth.

Publication and wide distribution of laminated "pocket pal" guides, which provide information about how to access shelter, services & other basic needs.

Education of law enforcement personnel about available housing & shelter options for homeless families & victims of domestic violence. We are also exploring the characteristics of our homeless families in order to assess their needs and leverage HPRP and other prevention funds to stop the increase in homeless families.

**Describe the CoCs efforts to identify and engage persons that routinely sleep on the streets or other places not meant for human habitation (limit 1500 characters):**

Outreach efforts by the City of Dallas Crisis Intervention Team, Adapt, Metrocare Services, VA and Promise House specifically focus on locating unsheltered individuals and engaging them in housing and / or treatment. The opening of The Bridge Homeless Assistance Center has enhanced the CoC's ability to engage chronically homeless individuals with a unique low-demand central entry point to services & housing.

The unsheltered population decreased by 44% this year (from 367 in 2007 to 205 this year), primarily due to additional HUD-funded housing options which became operational between 2007 and 2008. Similarly, the outdoor chronically homeless count decreased from 102 in 2007 to 98 in 2008. These results can also be attributed to:

The City's Day Resource Center was opened for overnight sleeping this year and provided 120 new emergency shelter beds not available in 2007.

MDHA began paying the shelter per night fees in November 2007 for those who could not pay them, thus eliminating a substantial barrier to receiving shelter.

An increase in the outreach engagements provided by the Assertive Homeless Crisis Outreach Unit.

The decrease in the number of unsheltered families with children between 2007 and 2008 can be attributed to the reasons detailed in the previous question.

**Comparing the 2009 point-in-time count to the previous point-in-time count (2008 or 2007), describe any factors that may have resulted in an increase, decline, or no change in the unsheltered population data (limit 1500 characters):**

The unsheltered count decreased by 17% this year, due in large part to the targeted outreach and direction of homeless individuals on the street to The Bridge Homeless Assistance Center.

### 3A. Continuum of Care (CoC) Strategic Planning Objectives

#### Objective 1: Create new permanent housing beds for chronically homeless individuals.

##### Instructions:

Ending chronic homelessness is a HUD priority. CoCs can work towards accomplishing this by creating new beds for the chronically homeless. Describe the CoCs short-term and long-term plan for creating new permanent housing beds for the chronically homeless. For additional instructions, refer to the detailed instructions available on the left menu bar.

##### **In the next 12-months, what steps will the CoC take to create new permanent housing beds for the chronically homeless (limit 1000 characters)?**

We are applying for an additional 70 units of Permanent Supportive Housing for Chronically Homeless persons through this year's CoC application, and have created partnerships with the City of Dallas Housing Department and our Local PHA to designate additional beds & projects for our Chronically Homeless population. At the time of this writing, several new opportunities are in the early development phase.

##### **Describe the CoC plan for creating new permanent housing beds for the chronically homeless over the next ten years (limit 1000 characters)?**

We will utilize new and redistribute current Continuum of Care funds based on local priorities for additional PSH for Chronically Homeless persons, as well as continued work with the PHA and City of Dallas Housing department described above. Dallas' City Council passed an amendment to our 10-Year Plan in January of 2009 to create an additional 700 units of Permanent Supportive Housing in the next 5 years, so Council members are invested in our success.

**How many permanent housing beds do you currently have in place for chronically homeless persons?** 604

**How many permanent housing beds do you plan to create in the next 12-months?** 111

**How many permanent housing beds do you plan to create in the next 5-years?** 700

**How many permanent housing beds do you plan to create in the next 10-years?** 750

### 3A. Continuum of Care (CoC) Strategic Planning Objectives

#### Objective 2: Increase percentage of homeless persons staying in permanent housing over 6 months to at least 77 percent.

##### Instructions:

Increasing the self-sufficiency and stability of homeless participants is an important outcome measurement of HUD's homeless assistance programs. Describe the CoCs short-term and long-term plan for increasing the percentage of homeless persons staying in permanent housing over 6 months to at least 77 percent. For additional instructions, refer to the detailed instructions available on the left menu bar.

**In the next 12-months, what steps will the CoC take to increase the percentage of homeless persons remaining in permanent housing for at least six months to at least 77 percent? If the CoC has already reached this threshold, describe how it will be exceeded or maintained (limit 1000 characters)?**

In order to maintain our success in this area, we will continue to evaluate projects based on how well they retain residents, and utilize the feedback provided by current and former residents to ensure that conditions are favorable to longevity for each household.

**Describe the CoC's long-term plan to increase the percentage of homeless persons remaining in permanent housing for at least six months to at least 77 percent? CoCs response should include how it will continue to work towards meeting and exceeding this objective (limit 1000 characters).**

In order to maintain our success in this area, we will continue to evaluate projects based on how well they retain residents, and utilize the feedback provided by current and former residents to ensure that conditions are favorable to longevity for each household. Each new and renewal project will be reviewed for quality service provision, and will need to demonstrate capacity to perform these functions to the highest standard possible.

**What percentage of homeless persons in permanent housing have remained for at least six months?** 78

**In 12-months, what percentage of homeless persons in permanent housing will have remained for at least six months?** 79

**In 5-years, what percentage of homeless persons in permanent housing will have remained for at least six months?** 80

**In 10-years, what percentage of homeless persons in permanent housing will have remained for at least six months?** 80

### 3A. Continuum of Care (CoC) Strategic Planning Objectives

**Objective 3: Increase percentage of homeless persons moving from transitional housing to permanent housing to at least 65 percent.**

**Instructions:**

The ultimate objective of homeless assistance is to achieve the outcome of helping homeless families and individuals obtain permanent housing and self-sufficiency. Describe the CoC's short-term and long-term plan to increase the percentage of homeless persons moving from transitional housing to permanent housing to at least 65 percent. For additional instructions, refer to the detailed instructions available on the left menu bar.

**In the next 12-months, what steps will the CoC take to increase the percentage of homeless persons moving from transitional housing to permanent housing to at least 65 percent? If the CoC has already reached this threshold, describe how it will be exceeded or maintained (limit 1000 characters)?**

In order to maintain our current success in this area, the CoC will continue to work with our local PHA and cultivate relationships with other property managers to locate safe, affordable housing placements for Transitional Housing residents to move into, and connect those residents to the available options.

**Describe the CoC's long-term plan to increase the percentage of homeless persons moving from transitional housing to permanent housing to at least 65 percent? CoCs response should include how it will continue to work towards meeting and exceeding this objective (limit 1000 characters).**

The CoC is in the process of examining issues related to the successful movement of families from TH into more sustainable permanent housing. Among the recommendations we are addressing are:  
Continued cultivation of affordable housing units as described above  
Flexible, affordable child care for residents moving to PH, and  
Mental health care that focuses on the family system

**What percentage of homeless persons in transitional housing have moved to permanent housing?** 67

**In 12-months, what percentage of homeless persons in transitional housing will have moved to permanent housing?** 68

**In 5-years, what percentage of homeless persons in transitional housing will have moved to permanent housing?** 69

**In 10-years, what percentage of homeless persons in transitional housing will have moved to permanent housing?** 70

### 3A. Continuum of Care (CoC) Strategic Planning Objectives

**Objective 4: Increase percentage of persons employed at program exit to at least 20 percent.**

**Instructions:**

Employment is a critical step for homeless persons to achieve greater self-sufficiency, which represents an important outcome that is reflected both in participants' lives and the health of the community. Describe the CoCs short-term and long-term plans for increasing the percentage of persons employed at program exit to at least 20 percent. For additional instructions, refer to the detailed instructions available on the left menu bar.

**In the next 12-months, what steps will the CoC take to increase the percentage of persons employed at program exit to at least 20 percent? If the CoC has already reached this threshold, describe how it will be exceeded or maintained (limit 1000 characters)?**

Many of the CoC's housing programs (particularly Transitional Housing programs) already include successful employment as part of the program design. We as a continuum understand the importance of long-term employment at a living wage in the successful end to the cycle of homelessness. We will continue to provide targeted job-readiness and job-seeker services for homeless individuals and family members who are able to work.

**Describe the CoC's long-term plan to increase the percentage of persons employed at program exit to at least 20 percent. CoCs response should include how it will continue to work towards meeting and exceeding this objective (limit 1000 characters).**

The CoC will continue our partnership with area municipalities which have received ARRA funds targeted toward job creation and education. A representative from the Texas Workforce Commission is on-site at The Bridge Homeless Assistance Center providing regular job-seeker services, as well. Using these partnerships now and in the future, we are hopeful that our success in this area will continue to grow each year.

**What percentage of persons are employed at program exit?** 36

**In 12-months, what percentage of persons will be employed at program exit?** 37

**In 5-years, what percentage of persons will be employed at program exit?** 40

**In 10-years, what percentage of persons will be employed at program exit?** 45

### 3A. Continuum of Care (CoC) Strategic Planning Objectives

**Objective 5: Decrease the number of homeless households with children.**

**Instructions:**

Ending homelessness among households with children is a HUD priority. CoCs can work towards accomplishing this by creating beds and/or increasing supportive services for this population. Describe the CoCs short-term and long-term plans for decreasing the number of homeless households with children. For additional instructions, refer to the detailed instructions available on the left menu bar.

**In the next 12-months, what steps will the CoC take to decrease the number of homeless households with children (limit 1000 characters)?**

The CoC is in the process of examining issues related to homeless prevention and the successful movement of families from homelessness into more sustainable permanent housing. Among the recommendations we are addressing are:

Use of HPRP funds to identify and prevent homelessness for families impacted by the recession.

Continued cultivation of affordable housing units with our local PHA and other property managers

Flexible, affordable child care for residents moving to PH, and

Mental health care that focuses on the family system

Advocacy for a the creation and enforcement of more jobs with a living wage

**Describe the CoC's long-term plan to decrease the number of homeless households with children (limit 1000 characters)?**

Use of HPRP funds to identify and prevent homelessness for families impacted by the recession.

Continued cultivation of affordable housing units with our local PHA and other property managers

Flexible, affordable child care for residents moving to PH, and

Mental health care that focuses on the family system

Advocacy for a the creation and enforcement of more jobs with a living wage

**What is the current number of homeless households with children, as indicated on the Homeless Populations section (2I)?** 452

**In 12-months, what will be the total number of homeless households with children?** 405

**In 5-years, what will be the total number of homeless households with children?** 300

**In 10-years, what will be the total number of homeless households with children?** 150

### 3B. Continuum of Care (CoC) Discharge Planning

#### Instructions:

The McKinney-Vento Act requires that State and local governments have policies and protocols developed to ensure that persons being discharged from a publicly- funded institution or system of care are not discharged immediately into homelessness. To the maximum extent practicable, Continuums of Care should similarly have in place or be developing policies and protocols to ensure that discharged persons are not released directly onto the streets or into CoC funded homeless assistance programs. In the space provided, provide information on the policies and/or protocols that the CoC either has in place or is developing for each system of care, to ensure that persons are not routinely discharged into homelessness (this includes homeless shelters, the streets, or other homeless assistance housing programs). Response should address the following:

- ¿ What? Describe the policies that have been developed or are in the process of being developed.
- ¿ Where? Indicate where persons routinely go upon discharge from a publicly funded institution or system of care.
- ¿ Who? Identify the stakeholders or collaborating agencies.

Failure to respond to each of these questions will be considered unresponsive.

**For each of the systems of care identified below, describe any policies and/or protocols that the CoC either has in place or is developing for each system of care, to ensure that persons are not routinely discharged into homelessness (this includes homeless shelters, the streets, or other homeless assistance housing programs) (limit 1500 characters).**

#### Foster Care:

The foster care system in Texas is woefully overloaded. However, it is policy and practice to prepare youth for discharge through the provision of independent living skills training and personal developmental opportunities while still in foster care such as the Preparation for Adult Living (PAL) Program. Discharge planning is the responsibility of the state case manager as well as the staff of any provider or foster home where the youth resides. Youth are eligible for Transitional Living Allowance(TLA) funding from child protective services and housing programs from the Transitional Living Program (TLP). Hopefully, the youth/young adult can return to their family; however, if housing is needed, the CoC endorses and agrees to the TLA and TLP programs being paired as appropriate so that the youth/young adult can be served or housed with a non-profit or faith-based organization within the community rather than being thrust immediately on their own. Some youth / young adults are eligible to receive Educational and Training Vouchers upon discharge.

As part of the 2008 application, a document from the Texas Department of Family & Protective Services was attached to the Exhibit 1 which can be read for more information.

#### Health Care:

The CoC and local health facilities work together closely regarding discharge planning and have agreed that when a homeless or indigent patient is ready for discharge, a caseworker or discharge planner contacts the patient's family or relative and informs the family or relative about the patient's discharge date and time. They arrange for transportation and accommodation needs. If the patient has no family or relative, patients with limited income such as Social Security Income or Social Security Disability Insurance benefits are referred to housing through local room and board facilities or placed in low-income apartments. Persons with mental illness who are discharged from a psychiatric treatment facility are assigned to a mental health service provider for treatment. Providers are contacted by hospital social work staff to arrange intake appointments and provide transportation as necessary. As a last resort, caseworker or discharge planner would contact The Bridge Homeless Assistance Center, which has a special needs care area (16 beds) for medically fragile homeless individuals who need short-term care after their hospital stay before living independently. Staff at The Bridge then assist them to locate an appropriate TH or PH housing option and be placed on its waiting list. Protocol from the Administrative Procedure Manual for Parkland Health & Hospital System (PHHS), the public hospital serving the local CoC area, was attached to the 2008 Exhibit 1.

**Mental Health:**

It is the practice of Terrell State Hospital not to discharge to any facility that is not licensed. As a result, discharges are never made to the street or emergency shelters, as these are not licensed discharge locations.

It is the responsibility of the Utilization Management (UM) staff at Terrell State Hospital and the Local Mental Health Authority (LMHA) to find appropriate placement for each patient. Appropriate discharge plans can include licensed boarding homes or care facilities or home placement, so long as the patient is under the care of an authorized physician. A document taken from the Utilization Management Agreement contract between Terrell State Hospital and the LMHA, was attached to the 2008 Exhibit 1 and explains this policy more fully.

**Corrections:**

The Texas State Prison System houses a special Huntsville Placement & Release Unit (HPRU) which is tasked with ensuring that prisoners being released from custody are discharged to a specific location. This includes travel arrangements to the location of release, assurance that the releasee will be picked up at that location, and assurance that the releasee has a proper living arrangement. Most of the time, this is to a home or private residence, which a member of the HPRU will confirm with a member of the household prior to release. If the household refuses, the prisoner is released to a residential re-entry center, which is pre-arranged and paid for by the State. Because this must be a pre-arranged placement, individuals are never knowingly released to the streets or McKinney-Vento eligible locations. The Operating Procedure from the Texas Department of Criminal Justice - Parole Division was attached to the 2008 Exhibit 1. It explains the protocol in greater detail.



### 3C. Continuum of Care (CoC) Coordination

**Instructions:**

A CoC should regularly assess the local homeless system and identify shortcomings and unmet needs. One of the keys to improving a CoC is to use long-term strategic planning to establish specific goals and then implement short-term/medium-term action steps. Because of the complexity of existing homeless systems and the need to coordinate multiple funding sources, there are often multiple long-term strategic planning groups. It is imperative for CoCs to coordinate, as appropriate, with each of these existing strategic planning groups to meet the local CoC shortcomings and unmet needs.

New in 2009, CoCs are expected to describe the CoC's level of involvement and coordination with HUD's American Recovery and Reinvestment Act of 2009 programs, such as the Homelessness Prevention and Rapid Re-housing Program (HPRP), the Community Development Block Grant-Recovery (CDBG-R), the Tax Credit Assistance Program and the Neighborhood Stabilization Program (NSP1 or NSP2). Finally, CoCs with jurisdictions that are receiving funds through the HUD-VASH initiative should describe coordination with this program as well. CoCs that include no jurisdictions receiving funds from any one of these programs, should indicate such in the text box provided.

**Does the Consolidated Plan for the jurisdiction(s) that make up the CoC include the CoC strategic plan goals for addressing homelessness?** Yes

**If yes, list the goals in the CoC strategic plan that are included in the Consolidated Plan:** Increase Permanent Supportive Housing by 700 units in 10 years. NOTE: This is an ongoing goal which was initially set in 2004.

**Describe how the CoC is participating in or coordinating with the local Homeless Prevention and Rapid re-housing Program (HPRP) initiative, as indicated in the substantial amendment to the Consolidated Plan 2008 Action Plan (1500 character limit):**

Metro Dallas Homeless Alliance (The CoC Lead) has coordinated the local recipients and sub-recipients in 6 entitlement communities (Cities of Dallas, Irving, Garland, Plano, Grand Prairie, Dallas County & State of Texas). We have called together several meetings to determine local priorities and focused sub-populations, and ensure a standardized intake form, information sharing process (HMIS), and referral system (through a CoC-wide directory) are now in place. Regular meetings have been scheduled with recipients and sub-recipients to monitor progress and share pertinent information.

**Describe how the CoC is participating in or coordinating with the local Neighborhood Stabilization Program (NSP) initiative, HUD VASH, and/or any HUD managed American Reinvestment and Recovery Act programs (2500 character limit)?**

MDHA has worked with the City of Dallas Housing department to advocate for the use of NSP funds in the creation of supportive housing. No specific funds were designated for that purpose, but supportive housing providers and developers were invited to submit applications. VASH outreach workers are located at The Bridge Homeless Assistance Center, and are making referrals to the VA Hospital in order to utilize tenant-based vouchers.

## 4A. Continuum of Care (CoC) 2008 Achievements

### Instructions:

For the five HUD national objectives in the 2009 CoC application, enter the 12-month numeric achievements that you provided in Exhibit 1, Part 3A of the 2008 electronic CoC application. Enter this number in the first column, "Proposed 12-Month Achievement". Under "Actual 12-Month Achievement" enter the actual numeric achievement that your CoC attained within the past 12 months that is directly related to the national objective. CoCs that did not submit an Exhibit 1 application in 2008 should answer no to the question, "Did CoC submit an Exhibit 1 application in 2008?"

Objective	Proposed 12-Month Achievement (number of beds or percentage)		Actual 12-Month Achievement (number of beds or percentage)	
Create new permanent housing beds for the chronically homeless.	260	Beds	60	B e d s
Increase the percentage of homeless persons staying in permanent housing over 6 months to at least 71.5%.	72	%	78	%
Increase the percentage of homeless persons moving from transitional housing to permanent housing to at least 63.5%.	64	%	67	%
Increase percentage of homeless persons employed at exit to at least 19%	36	%	36	%
Decrease the number of homeless households with children.	420	Households	452	H o u s e h o l d s

Did CoC submit an Exhibit 1 application in 2008? Yes

For any of the HUD national objectives where the CoC did not meet the proposed 12-month achievement as indicated in 2008 Exhibit 1, provide explanation for obstacles or other challenges that prevented the CoC from meeting its goal:

Regarding the creation of new beds for the chronically homeless, when last year's application was submitted, the local PHA had committed to designating 200 project-based vouchers for chronically homeless persons. Unfortunately, the budget submitted by the PHA was only funded at 89%, so those vouchers were not made available. We are in the process of making up for that shortfall, and hope to be able to report the creation of several new units by this time next year.

As detailed in the narrative portion of Part 2L (Sheltered Data Methods) of this application, the CoC believes that the recession had a major impact on the number and composition of our homeless families this year. We believe that the targeted, strategic use of HPRP funds and the other steps outlined in Part 3A - Objective 5 of this application (Strategic Planning Objectives) will help to stem this tide, and we will have better success to report in upcoming years.

## 4B. Continuum of Care (CoC) Chronic Homeless Progress

### Instructions:

HUD must track each CoCs progress toward ending chronic homelessness. A chronically homeless person is defined as an unaccompanied homeless individual with a disabling condition who has either been continuously homeless for a year or more OR has had at least four episodes of homelessness in the past three years. To be considered chronically homeless, persons must have been sleeping in a place not meant for human habitation (e.g., living on the streets) and/or in an emergency shelter during that time. An episode is a separate, distinct, and sustained stay on the streets and/or in an emergency homeless shelter.

This section asks each CoC to track changes in the number of chronically homeless persons as well the number of beds available for this population. For each year, indicate the total unduplicated point-in-time count of the chronically homeless. For 2006 and 2007, this number should come from Chart K in that that year's Exhibit 1. The 2008 and 2009 data has automatically been pulled forward from the respective years 2I. Next, enter the total number of existing and new permanent housing beds, from all funding sources, that were/are readily available and targeted to house the chronically homeless for each year listed.

CoCs must also identify the cost of new permanent housing beds for the chronically homeless. The information in this section can come from point-in-time data and the CoCs housing inventory.

### Indicate the total number of chronically homeless persons and total number of permanent housing beds designated for the chronically homeless persons in the CoC for 2007, 2008, and 2009.

Year	Number of CH Persons	Number of PH beds for the CH
2007	574	312
2008	620	474
2009	601	604

### Indicate the number of new permanent housing beds in place and made available for occupancy for the chronically homeless between February 1, 2008 and January 31, 2009. 136

### Identify the amount of funds from each funding source for the development and operations costs of the new permanent housing beds designated for the chronically homeless, that were created between February 1, 2008 and January 31, 2009.

Cost Type	HUD McKinney-Vento	Other Federal	State	Local	Private
Development	\$0	\$0	\$0	\$0	\$0
Operations	\$0	\$0	\$0	\$0	\$0
Total	\$0	\$0	\$0	\$0	\$0

**If the number of chronically homeless persons increased or if the number of permanent beds designated for the chronically homeless decreased, please explain (limit 750 characters):**

N / A

## 4C. Continuum of Care (CoC) Housing Performance

### Instructions:

In this section, CoCs will provide information from the recently submitted APR for all projects within the CoC, not just those being renewed in 2009.

HUD will be assessing the percentage of all participants who remain in S+C or SHP permanent housing (PH) for more than six months. SHP permanent housing projects include only those projects designated as SH-PH. Safe Havens are not considered permanent housing. Complete the following table using data based on the most recently submitted APR for Question 12(a) and 12(b) for all permanent housing projects within the CoC.

**Does CoC have permanent housing projects for which an APR should have been submitted?** Yes

Participants in Permanent Housing (PH)	
a. Number of participants who exited permanent housing project(s)	255
b. Number of participants who did not leave the project(s)	664
c. Number of participants who exited after staying 6 months or longer	172
d. Number of participants who did not exit after staying 6 months or longer	537
e. Number of participants who did not exit and were enrolled for less than 6 months	127
<b>TOTAL PH (%)</b>	<b>77</b>

### Instructions:

HUD will be assessing the percentage of all transitional housing (TH) participants who moved to a PH situation. TH projects only include those projects identified as SH-TH. Safe Havens are not considered transitional housing. Complete the following table using data based on the most recently submitted APR for Question 14 for all transitional housing projects within the CoC.

**Does CoC have any transitional housing programs for which an APR should have been submitted?** Yes

Participants in Transitional Housing (TH)	
a. Number of participants who exited TH project(s), including unknown destination	460
b. Number of participants who moved to PH	307
<b>TOTAL TH (%)</b>	<b>67</b>

## 4D. Continuum of Care (CoC) Enrollment in Mainstream Programs and Employment Information

**Instructions:**

HUD will be assessing the percentage of clients in all of your existing projects who gained access to mainstream services, especially those who gained employment. This includes all S+C renewals and all SHP renewals, excluding HMIS projects. Complete the following charts based on responses to APR Question 11 for all projects within the CoC.

**Total Number of Exiting Adults: 715**

Mainstream Program	Number of Exiting Adults	Exit Percentage (Auto-calculated)	
SSI	69	10	%
SSDI	39	5	%
Social Security	18	3	%
General Public Assistance	2	0	%
TANF	63	9	%
SCHIP	6	1	%
Veterans Benefits	29	4	%
Employment Income	258	36	%
Unemployment Benefits	17	2	%
Veterans Health Care	18	3	%
Medicaid	169	24	%
Food Stamps	216	30	%
Other (Please specify below)	49	7	%
Child Support, WIC, Savings, Family Resources			
No Financial Resources	97	14	%

**The percentage values will be calculated by the system when you click the "save" button.**

**Does CoC have projects for which an APR Yes  
should have been submitted?**

## 4E. Continuum of Care (CoC) Participation in Energy Star and Section 3 Employment Policy

### Instructions:

HUD promotes energy-efficient housing. All McKinney-Vento funded projects are encouraged to purchase and use Energy Star labeled products. For information on Energy Star initiative go to: <http://www.energystar.gov>

A "Section 3 business concern" is one in which: 51% or more of the owners are section 3 residents of the area of service; or at least 30% of its permanent full-time employees are currently section 3 residents of the area of service, or within three years of their date of hire with the business concern were section 3 residents; or evidence of a commitment to subcontract greater than 25% of the dollar award of all subcontracts to businesses that meet the qualifications in the above categories is provided. The "Section 3 clause" can be found at 24 CFR Part 135.

**Has the CoC notified its members of the Energy Star Initiative?** Yes

**Are any projects within the CoC requesting funds for housing rehabilitation or new construction?** No



## 4F. Continuum of Care (CoC) Enrollment and Participation in Mainstream Programs

It is fundamental that each CoC systematically help homeless persons to identify, apply for, and follow-up to receive benefits under SSI, SSDI, TANF, Medicaid, Food Stamps, SCHIP, WIA, and Veterans Health Care as well as any other State or Local program that may be applicable.

**Does the CoC systematically analyze its projects APRs in order to improve access to mainstream programs?** Yes

If 'Yes', describe the process and the frequency that it occurs.

Each year, the Independent Review Committee utilizes APR data to assess how well residents of a particular program are accessing and utilizing Mainstream Resources. The results are factored into each project's score, and impacts how the project is ranked in the Project Listing.

**Does the CoC have an active planning committee that meets at least 3 times per year to improve CoC-wide participation in mainstream programs?** Yes

If "Yes", indicate all meeting dates in the past 12 months.

February 5, 2009, March 26, 2009, July 16, 2009

**Does the CoC coordinate with the State Interagency Council on Homelessness to reduce or remove barriers to accessing mainstream services?** Yes

**Does the CoC and/or its providers have specialized staff whose primary responsibility is to identify, enroll, and follow-up with homeless persons on participation in mainstream programs?** Yes

If yes, identify these staff members Provider Staff

**Does the CoC systematically provide training on how to identify eligibility and program changes for mainstream programs to provider staff.** Yes

If "Yes", specify the frequency of the training. Annually

**Does the CoC use HMIS as a way to screen for mainstream benefit eligibility?** No

If "Yes", indicate for which mainstream programs HMIS completes screening.

N / A

**Has the CoC participated in SOAR training?** Yes

**If "Yes", indicate training date(s).**

July 22 & 23

## 4G: Homeless Assistance Providers Enrollment and Participation in Mainstream Programs

**Indicate the percentage of homeless assistance providers that are implementing the following activities:**

Activity	Percentage
<p><b>1. Case managers systematically assist clients in completing applications for mainstream benefits.</b>  <b>1a. Describe how service is generally provided:</b></p> <p>Procedures vary slightly for each provider, but potential residents are generally screened for current benefit status &amp; eligibility at intake. If it is determined that a client likely would qualify for one or more benefits, application for these benefits is included as a goal in the client's case plan, and case managers work with clients to ensure that the application process is completed.</p>	97%
<p><b>2. Homeless assistance providers supply transportation assistance to clients to attend mainstream benefit appointments, employment training, or jobs.</b></p>	91%
<p><b>3. Homeless assistance providers use a single application form for four or more mainstream programs:</b>  <b>3.a Indicate for which mainstream programs the form applies:</b></p> <p>The benefits form in question allows a person to apply for Food Stamps, Medicare, Medicaid, SCHIP &amp; TANF through the State of Texas.</p>	55%
<p><b>4. Homeless assistance providers have staff systematically follow-up to ensure mainstream benefits are received.</b></p> <p><b>4a. Describe the follow-up process:</b></p> <p>Procedures vary slightly for each provider, but once initial application for benefits has been submitted, follow-up is conducted with the resident at regular intervals to check on the status of those benefits. If they are denied after the first submission, residents are connected with representatives from Legal Aid of Northwest Texas, who will represent and advocate for them in securing the benefits applied for.</p>	91%

## **Questionnaire for HUD's Initiative on Removal of Regulatory Barriers (HUD 27300)**

**Complete Part A if the CoC Lead Agency is a local jurisdiction (a county exercising land use and building regulatory authority and another applicant type applying for projects located in such jurisdiction or county (collectively or jurisdiction)).**

**Complete Part B if the CoC Lead Agency is a State agency, department, or other applicant for projects located in unincorporated areas or areas otherwise not covered in Part A.**

**Indicate the section applicable to the CoC   Part A  
  Lead Agency:**

## Part A - Questionnaire for HUD's Initiative on Removal of Regulatory Barriers

### Part A. Local Jurisdictions. Counties Exercising Land Use and Building Regulatory Authority and Other Applicants Applying for Projects Located in such Jurisdictions or Counties [Collectively, Jurisdiction]

<p>*1. Does your jurisdiction's comprehensive plan (or in the case of a tribe or TDHE, a local Indian Housing Plan) include a "housing element"?</p> <p>A local comprehensive plan means the adopted official statement of a legislative body of a local government that sets forth (in words, maps, illustrations, and/or tables) goals, policies, and guidelines intended to direct the present and future physical, social, and economic development that occurs within its planning jurisdiction and that includes a unified physical plan for the public development of land and water. If your jurisdiction does not have a local comprehensive plan with a housing element, please select No. If you select No, skip to question # 4.</p>	<p>Yes</p>
<p>2. If your jurisdiction has a comprehensive plan with a housing element, does the plan provide estimates of current and anticipated housing needs, taking into account the anticipated growth of the region, for existing and future residents, including low, moderate and middle income families, for at least the next five years?</p>	<p>Yes</p>
<p>3. Does your zoning ordinance and map, development and subdivision regulations or other land use controls conform to the jurisdiction's comprehensive plan regarding housing needs by providing: a) sufficient land use and density categories (multi-family housing, duplexes, small lot homes and other similar elements); and, b) sufficient land zoned or mapped "as of right" in these categories, that can permit the building of affordable housing addressing the needs identified in the plan?</p> <p>(For purposes of this notice, "as-of-right" as applied to zoning, means uses and development standards that are determined in advance and specifically authorized by the zoning ordinance. The ordinance is largely self-enforcing because little or no discretion occurs in its administration). If the jurisdiction has chosen not to have either zoning, or other development controls that have varying standards based upon districts or zones, the applicant may also enter yes.</p>	<p>Yes</p>
<p>4. Does your jurisdiction's zoning ordinance set minimum building size requirements that exceed the local housing or health code or that are otherwise not based upon explicit health standards?</p>	<p>No</p>
<p>*5. If your jurisdiction has development impact fees, are the fees specified and calculated under local or state statutory criteria?</p> <p>If no, skip to question #7. Alternatively, if your jurisdiction does not have impact fees, you may select Yes.</p>	<p>Yes</p>
<p>6. If yes to question #5, does the statute provide criteria that sets standards for the allowable type of capital investments that have a direct relationship between the fee and the development (nexus), and a method for fee calculation?</p>	<p>Yes</p>

## Part A - Page 2

*7. If your jurisdiction has impact or other significant fees, does the jurisdiction provide waivers of these fees for affordable housing?	No
<p>*8. Has your jurisdiction adopted specific building code language regarding housing rehabilitation that encourages such rehabilitation through gradated regulatory requirements applicable as different levels of work are performed in existing buildings?</p> <p>Such code language increases regulatory requirements (the additional improvements required as a matter of regulatory policy) in proportion to the extent of rehabilitation that an owner/developer chooses to do on a voluntary basis. For further information see HUD publication: Smart Codes in Your Community: A Guide to Building Rehabilitation Codes (<a href="http://www.huduser.org/publications/destech/smartcodes.html">http://www.huduser.org/publications/destech/smartcodes.html</a>.)</p>	Yes
<p>*9. Does your jurisdiction use a recent version (i.e. published within the last 5 years or, if no recent version has been published, the last version published) of one of the nationally recognized model building codes (i.e. the International Code Council (ICC), the Building Officials and Code Administrators International (BOCA), the Southern Building Code Congress International (SBCI), the International Conference of Building Officials (ICBO), the National Fire Protection Association (NFPA)) without significant technical amendment or modification.</p> <p>In the case of a tribe or TDHE, has a recent version of one of the model building codes as described above been adopted or, alternatively, has the tribe or TDHE adopted a building code that is substantially equivalent to one or more of the recognized model building codes?</p>	Yes
Alternatively, if a significant technical amendment has been made to the above model codes, can the jurisdiction supply supporting data that the amendments do not negatively impact affordability.	
*10. Does your jurisdiction's zoning ordinance or land use regulations permit manufactured (HUD-Code) housing "as of right" in all residential districts and zoning classifications in which similar site-built housing is permitted, subject to design, density, building size, foundation requirements, and other similar requirements applicable to other housing that will be deemed realty, irrespective of the method of production?	No
*11. Within the past five years, has a jurisdiction official (i.e., chief executive, mayor, county chairman, city manager, administrator, or a tribally recognized official, etc.), the local legislative body, or planning commission, directly, or in partnership with major private or public stakeholders, convened or funded comprehensive studies, commissions, or hearings, or has the jurisdiction established a formal ongoing process, to review the rules, regulations, development standards, and processes of the jurisdiction to assess their impact on the supply of affordable housing?	Yes
*12. Within the past five years, has the jurisdiction initiated major regulatory reforms either as a result of the above study or as a result of information identified in the barrier component of the jurisdiction's "HUD Consolidated Plan?" If yes, briefly describe. (Limit 2,000 characters.)	No
*13. Within the past five years has your jurisdiction modified infrastructure standards and/or authorized the use of new infrastructure technologies (e.g. water, sewer, street width) to significantly reduce the cost of housing?	No

## Part A - Page 3

<p><b>*14. Does your jurisdiction give "as-of-right" density bonuses sufficient to offset the cost of building below market units as an incentive for any market rate residential development that includes a portion of affordable housing?</b></p> <p>(As applied to density bonuses, "as of right" means a density bonus granted for a fixed percentage or number of additional market rate dwelling units in exchange for the provision of a fixed number or percentage of affordable dwelling units and without the use of discretion in determining the number of additional market rate units.)</p>	No
<p><b>*15. Has your jurisdiction established a single, consolidated permit application process for housing development that includes building, zoning, engineering, environmental, and related permits?</b></p> <p>Alternatively, does your jurisdiction conduct concurrent, not sequential, reviews for all required permits and approvals?</p>	Yes
<p><b>*16. Does your jurisdiction provide for expedited or "fast track" permitting and approvals for all affordable housing projects in your community?</b></p>	Yes
<p><b>*17. Has your jurisdiction established time limits for government review and approval or disapproval of development permits in which failure to act, after the application is deemed complete, by the government within the designated time period, results in automatic approval?</b></p>	Yes
<p><b>*18. Does your jurisdiction allow "accessory apartments" either as: a) a special exception or conditional use in all single-family residential zones or, b) "as of right" in a majority of residential districts otherwise zoned for single-family housing?</b></p>	Yes
<p><b>*19. Does your jurisdiction have an explicit policy that adjusts or waives existing parking requirements for all affordable housing developments?</b></p>	No
<p><b>*20. Does your jurisdiction require affordable housing projects to undergo public review or special hearings when the project is otherwise in full compliance with the zoning ordinance and other development regulations?</b></p>	No

## Continuum of Care (CoC) Project Listing

**Instructions:**

To upload all Exhibit 2 applications that have been submitted to this CoC, click on the "Update List" button. This process may take several hours depending on the size of the CoC, however the CoC can either work on other parts of Exhibit 1 or it can log out of e-snaps and come back later to view the updated list. To rank a project, click on the icon next to each project to view project details.

For additional instructions, refer to the 2008 Project Listing Instructions on the left-hand menu bar.

**EX1\_Project\_List\_Status\_field** List Updated Successfully

Project Name	Date Submitted	Grant Term	Applicant Name	Budget Amount	Proj Type	Prog Type	Comp Type	Rank
Family Connection	2009-10-15 14:17:...	1 Year	Rainbow Days, Inc.	257,237	Renewal Project	SHP	SSO	F
Gateway to Perman...	2009-10-15 18:43:...	1 Year	CITY OF DALLAS	701,906	Renewal Project	SHP	PH	F
Safe Haven	2009-10-29 14:12:...	1 Year	Metrocare Services	413,004	Renewal Project	SHP	SH	F
Renewal of Suppor...	2009-11-10 10:47:...	1 Year	Hopes Door	161,710	Renewal Project	SHP	TH	F
LifePath Systems ...	2009-10-30 14:18:...	1 Year	Collin County Men...	169,490	Renewal Project	SHP	PH	F
Dallas Homeless L...	2009-10-16 18:07:...	1 Year	Legal Aid of Nort...	142,932	Renewal Project	SHP	SSO	F
Transitiona l Hous...	2009-10-15 20:58:...	1 Year	Housing Crisis Ce...	188,196	Renewal Project	SHP	TH	F
PSH Apartments	2009-11-04 16:18:...	1 Year	ABC Behavioral He...	384,720	Renewal Project	SHP	PH	F
Shelter Plus Care	2009-11-16 11:34:...	1 Year	Dallas Housing Au...	152,184	Renewal Project	S+C	SRA	U
Hillcrest House	2009-10-15 18:46:...	1 Year	CITY OF DALLAS	386,304	Renewal Project	S+C	SRO	U
Supportive Housin...	2009-10-19 09:27:...	1 Year	Brighter Tomorrow s	176,876	Renewal Project	SHP	TH	F
Suburban Homeless. ..	2009-10-16 13:19:...	1 Year	New Beginning Center	192,928	Renewal Project	SHP	TH	F



PSH Homes	2009-11-04 16:27:...	1 Year	ABC Behavioral He...	56,883	Renewal Project	SHP	PH	F
HUD 8	2009-10-28 17:27:...	1 Year	LifeNet Communit y...	1,295,286	Renewal Project	SHP	PH	F
Hillcrest House	2009-10-19 16:04:...	1 Year	AIDS Services of ...	574,389	Renewal Project	SHP	PH	F
Homeshar e CARE	2009-10-12 13:43:...	1 Year	Shared Housing Ce...	93,390	Renewal Project	SHP	TH	F
The Family Place ...	2009-10-20 12:25:...	1 Year	The Family Place	981,236	Renewal Project	SHP	TH	F
Transitiona l Hous...	2009-10-15 18:54:...	1 Year	CITY OF DALLAS	154,027	Renewal Project	SHP	TH	F
Efficiency Apartm...	2009-10-29 14:04:...	1 Year	Metrocare Services	792,229	Renewal Project	SHP	PH	F
Shelter Plus Care...	2009-10-15 18:50:...	1 Year	CITY OF DALLAS	89,520	Renewal Project	S+C	SRA	U
Dental care for h...	2009-10-15 11:30:...	1 Year	Dental Health Pro...	146,632	Renewal Project	SHP	SSO	F
Extensions	2009-10-12 18:04:...	1 Year	Vogel Alcove	166,441	Renewal Project	SHP	SSO	F
Dallas HMIS Project	2009-11-19 14:19:...	1 Year	Metro Dallas Home...	169,395	Renewal Project	SHP	HMIS	F
Promise House Wes...	2009-10-29 11:18:...	1 Year	Promise House Inc.	220,986	Renewal Project	SHP	TH	F
Permanent Housing...	2009-10-15 20:16:...	1 Year	Housing Crisis Ce...	532,944	Renewal Project	SHP	PH	F
OnTRAC Transition..	2009-10-20 11:58:...	1 Year	Central Dallas Fo...	185,117	Renewal Project	SHP	TH	F
PATH Outreach Sup...	2009-11-02 13:01:...	1 Year	Metrocare Services	280,240	Renewal Project	SHP	PH	F
Shelter Plus Care...	2009-10-15 18:32:...	1 Year	CITY OF DALLAS	914,280	Renewal Project	S+C	TRA	U
Gateway Apartment s	2009-10-27 16:02:...	1 Year	Family Gateway, Inc.	150,701	Renewal Project	SHP	TH	F

Transitiona l Hous...	2009-10-15 21:02:...	1 Year	Housing Crisis Ce...	194,271	Renewal Project	SHP	TH	F
22-BR	2009-10-27 15:52:...	1 Year	Family Gateway, Inc.	198,018	Renewal Project	SHP	TH	F
Destinatio n Home ...	2009-10-20 11:49:...	1 Year	Central Dallas Fo...	504,983	Renewal Project	SHP	PH	F
Shelter Plus Care...	2009-10-15 18:48:...	1 Year	CITY OF DALLAS	476,640	Renewal Project	S+C	TRA	U
Transitiona l Hous...	2009-10-15 18:52:...	1 Year	CITY OF DALLAS	257,606	Renewal Project	SHP	TH	F
The Cottages	2009-11-23 09:11:...	2 Years	Metrocare Services	668,642	New Project	SHP	PH	P1
Promise House Lif...	2009-10-19 16:41:...	1 Year	Promise House Inc.	269,737	Renewal Project	SHP	TH	F
8-BR	2009-10-27 15:57:...	1 Year	Family Gateway, Inc.	42,438	Renewal Project	SHP	TH	F
Renewal of Hope's...	2009-10-22 18:51:...	1 Year	Hopes Door	69,345	Renewal Project	SHP	TH	F
Specialty Program	2009-11-23 18:17:...	2 Years	ABC Behavioral He...	668,642	New Project	SHP	PH	P2
Transitiona l Hous...	2009-10-15 20:18:...	1 Year	Housing Crisis Ce...	106,200	Renewal Project	SHP	TH	F
HUD 22	2009-10-21 19:57:...	1 Year	LifeNet Communit y...	23,095	Renewal Project	SHP	PH	F
Home and Hope	2009-10-16 19:46:...	1 Year	Interfaith Housin...	348,885	Renewal Project	SHP	TH	F

## Budget Summary

<b>FPRN</b>	\$10,603,473
<b>Permanent Housing Bonus</b>	\$1,337,284
<b>SPC Renewal</b>	\$2,018,928
<b>Rejected</b>	\$0

## Attachments

Document Type	Required?	Document Description	Date Attached
Certification of Consistency with the Consolidated Plan	Yes	Certification of ...	11/20/2009

## Attachment Details

**Document Description:** Certification of Consistency w/ Con. Plan TX-600

*This page intentionally left blank.*

**25. PERFORMANCE SUMMARY  
(2009-10 AND 2010-11)**

*This page intentionally left blank.*



2010-11 Emergency Shelter Grant (S-10-MC-48-0001)  
 Performance Summary - Year 1  
 Reporting Period Term: October 1, 2010 thru September 30, 2011

Performance	Goal	Actual	Essential Services	Shelter Operations	Administrative Costs	Total Award Amount	Expended	Matching Funds
<b>Family Gateway</b> Number of adults/ children assisted	82 Families 85 Adults 178 Children	116 Families 123 Adults 234 Children	\$0	\$32,000	\$0	\$32,000	\$26,082	\$26,082 Donations
<b>Family Place (The)</b> Number of battered women/children provided shelter	200 Women 175Children	195 Women 210Children	\$14,100	\$35,200	\$0	\$49,300	\$41,325	\$41,325 Donations
<b>Homeless Assistance Center (HAC) - The Bridge</b> Number of clients provided assistance	350 Individuals	3,544 Individuals	\$122,786	\$378,279	\$0	\$501,065	\$191,474	\$191,474 Other Staff Salaries
<b>Promise House</b> Number youth provided shelter services	200 Youth	156 Youth	\$0	\$40,000	\$0	\$40,000	\$35,955	\$35,955 Donations
<b>Legal Aid of Northwest Texas</b> Number clients assisted with legal issues and rental assistance	30 Families/ Individuals	34 Families / Individuals	\$42,400	\$0	\$0	\$42,400	\$42,400	\$42,400 Donations
<b>Shared Housing Center</b> Number of families provided shelter	32 Families 51Children	12 Families 17Children	\$8,578	\$27,000	\$0	\$35,578	\$22,142	\$22,142 Grants In-Kind
<b>New Beginning Center</b> Number of women / children provided shelter services	60 Women 50 Children	17 Women 19 Children	\$0	\$8,000	\$0	\$8,000	\$1,713	\$1,713 Donations
<b>Vogel Alcove</b> Number of child provided child care provided	8 Children 8 Adults	30Children 28 adults	\$22,273	\$0	\$0	\$22,273	\$22,273	\$22,273 Donations
<b>Administration-Housing/Community Svcs</b>	N/A	N/A	\$0	\$0	\$38,453	\$38,453	\$38,453	\$38,453 Staff Salaries
<b>Grand Total</b>				<b>\$520,479</b>	<b>\$38,453</b>	<b>\$769,069</b>	<b>\$421,817</b>	

2009-10 Emergency Shelter Grant (S-09-MC-48-0001)  
 Performance Summary YR 2  
 Reporting Period Term: October 1, 2010 thru September 30, 2011

Performance	Goal	Actual	Remaining Balance					Expended	Matching Funds
			Essential Services	Prevention Activities	Shelter Operations	Administrative Costs	Total Award Amount		
<b>Bethlehem Foundation (The)*</b> Number of clients provided rental and utility assistance	59 Individuals	28 Individuals	\$0	\$6,391	\$0	\$0	\$6,391	\$6,391	\$6,391
<b>Family Gateway</b> Number of adults/ children assisted	82 Families 85 Adults 178 Children	15 Families 17 Adults 29 Children	\$0	\$0	\$3,909	\$0	\$3,909	\$3,909	Grant, Cash, Staff and In-Donations
<b>Family Place (The)</b> Number of battered women/children provided shelter	200 Women 175Children	133 Women 129Children	\$0	\$2,055	\$0	\$0	\$2,055	\$2,055	Donations
<b>Homeless Assistance Center (HAC) - The Bridge<sup>1</sup></b> Number of clients provided assistance	350 Individuals	112 Individuals	\$13,588	\$0	\$146,388	\$0	\$159,976	\$159,976	Other Staff Salaries
<b>Housing Crisis Center</b> Number of families provided emergency assistance	71 Families	8 Families	\$0	\$1,821	\$1,401	\$0	\$3,222	\$3,222	Donations
<b>Legal Aid of Northwest Texas</b> Number clients assisted with legal issues and rental assistance	30 Families/ Individuals	6 Families / Individuals	\$16,335	\$0	\$0	\$0	\$16,335	\$16,335	Donations
<b>Martin Luther King, Jr. Community Center</b> Number of families provided rental and utility assistance	133 Families	16 Families	\$0	\$14,191	\$0	\$0	\$14,491	\$14,491	TXU Energy Aid
<b>New Beginning Center</b> Number of women / children provided shelter services	60 Women 50 Children	51 Women 59 Children	\$0	\$0	\$1,322	\$0	\$1,322	\$1,322	Donations
<b>North Dallas Shared Ministries</b> Number of clients provided rental assistance	70 Individuals	1 Individuals	\$0	\$61	\$0	\$0	\$61	\$61	Donations
<b>Subtotal</b>			\$29,922	\$24,519	\$153,020	\$0	\$207,762	\$207,762	

2009-10 Emergency Shelter Grant (S-09-MC-48-0001)  
 Performance Summary YR 2  
 Reporting Period Term: October 1, 2010 thru September 30, 2011

Performance	Goal	Actual	Remaining Balance					Expended	Matching Funds
			Essential Services	Prevention Activities	Shelter Operations	Administrative Costs	Total Award Amount		
<b>Operation Relief Center</b> Number of families provided rental, utility and deposit assistance	75 Families / Individuals	10 Families / Individuals	\$0	\$1,632	\$0	\$0	\$1,632	\$1,632	\$1,632
<b>Promise House</b> Number youth provided shelter Services	200 Youth	16 Youth	\$0	\$0	\$6,822	\$0	\$6,822	\$6,822	Donations
<b>Shared Housing Center</b> Number of families provided shelter	32 Families / 51 Children	4 Families / 7 Children	\$1,137	\$0	\$2,474	\$0	\$3,611	\$3,611	\$3,611 Grants and In-Kind
<b>West Dallas Multi-Purpose Center</b> Number of families provided rental and utility assistance	7 Adults / 133 Families	1 Adults / 11 Families	\$0	\$25,356	\$0	\$0	\$25,356	\$25,356	\$25,356 TXU Energy Aid
		<b>Subtotal</b>	<b>\$1,137</b>	<b>\$26,988</b>	<b>\$9,296</b>	<b>\$0</b>	<b>\$37,421</b>	<b>\$37,421</b>	
<b>Grand Total</b>			<b>\$31,059</b>	<b>\$51,507</b>	<b>\$162,316</b>	<b>\$0</b>	<b>\$245,183</b>	<b>\$245,183</b>	

<sup>1</sup> There was a balance remaining in Prevention -\$16,812; Operations - \$11,528 and Essential - \$154, which totaled \$28,494. This amount was reallocated to HAC Operations.



## ESG Expenditure Report

Grantee		City of Dallas		Grant Amount		\$ 770,512.00		% Essential Services (30% cap)		27.3%	
Grant #		S-09-MC-48-0001		Cumulative Expenditures		\$ 770,512.00		% Prevention (30% cap)		18.5%	
Report Period		October 1, 2010 thru September 30, 2011		Unexpended Balance		\$ -		% Administration (5% cap)		5.0%	
IDIS Project #	Project Name	Rehabilitation		Operations		Essential Services		Prevention		Administration	
		This Year	Cumulative	This Year	Cumulative	This Year	Cumulative	This Year	Cumulative	This Year	Cumulative
0082	Contract Essential Svcs.	\$ -	\$ -	\$ -	\$ -	\$ 17,472.24	\$ 87,196.24	\$ -	\$ -	\$ -	\$ -
0083	Contract Operations	\$ -	\$ -	\$ 15,928.17	\$ 130,672.17	\$ -	\$ -	\$ -	\$ -	\$ -	\$ -
0084	Contract Prevention	\$ -	\$ -	\$ -	\$ -	\$ -	\$ -	\$ 12,260.32	\$ 62,188.32	\$ -	\$ -
0085	HAC - Essential	\$ -	\$ -	\$ -	\$ -	\$ 13,588.00	\$ 122,786.00	\$ -	\$ -	\$ -	\$ -
0086	HAC - Operation	\$ -	\$ -	\$ 146,388.27	\$ 249,144.27	\$ -	\$ -	\$ -	\$ -	\$ -	\$ -
0087	MLK Prevention	\$ -	\$ -	\$ -	\$ -	\$ -	\$ -	\$ 14,191.00	\$ 40,000.00	\$ -	\$ -
0088	WDMC Prevention	\$ -	\$ -	\$ -	\$ -	\$ -	\$ -	\$ 25,356.00	\$ 40,000.00	\$ -	\$ -
0089	Administration	\$ -	\$ -	\$ -	\$ -	\$ -	\$ -	\$ -	\$ -	\$ -	\$ 38,525.00
0		\$ -	\$ -	\$ -	\$ -	\$ -	\$ -	\$ -	\$ -	\$ -	\$ -
0		\$ -	\$ -	\$ -	\$ -	\$ -	\$ -	\$ -	\$ -	\$ -	\$ -
0		\$ -	\$ -	\$ -	\$ -	\$ -	\$ -	\$ -	\$ -	\$ -	\$ -
0		\$ -	\$ -	\$ -	\$ -	\$ -	\$ -	\$ -	\$ -	\$ -	\$ -
0		\$ -	\$ -	\$ -	\$ -	\$ -	\$ -	\$ -	\$ -	\$ -	\$ -
0		\$ -	\$ -	\$ -	\$ -	\$ -	\$ -	\$ -	\$ -	\$ -	\$ -
0		\$ -	\$ -	\$ -	\$ -	\$ -	\$ -	\$ -	\$ -	\$ -	\$ -
0		\$ -	\$ -	\$ -	\$ -	\$ -	\$ -	\$ -	\$ -	\$ -	\$ -
Totals		\$ -	\$ -	\$ 162,316.44	\$ 379,816.44	\$ 31,060.24	\$ 209,982.24	\$ 51,807.32	\$ 142,188.32	\$ -	\$ 38,525.00

Comments: FY 2009-10 ESG Funds (Year 2)

*This page intentionally left blank.*

## **26. GRANTEE STATISTICS (IDIS REPORT PR19)**

*This page intentionally left blank.*



Select all Activities for plan year: 2010

Project Title	Project Number	Plan Year	Grantee Project ID
ESG - Family Gateway	66	2010	ES10 - 467C

**Summary of Associated Activities:**

Activity type	Activity Number	Activity Name	Committed	Drawn	Balance	Initial Funding Date	Status	Completion Date
Homeless Assistance	11006	Family Gateway - Operations	32,000.00	26,082.27	5,917.73	12-02-2010	Open	
<b>Total</b>			32,000.00	26,082.27	5,917.73			

Select all Activities for plan year: 2010

Project Title	Project Number	Plan Year	Grantee Project ID
ESG - Family Place (The)	67	2010	ES10 - 466C/467C

**Summary of Associated Activities:**

Activity type	Activity Number	Activity Name	Committed	Drawn	Balance	Initial Funding Date	Status	Completion Date
Homeless Assistance	11007	Family Place (The) - Essential Services	14,100.00	14,100.00	0.00	12-02-2010	Completed	11-02-2011
	11008	Family Place (The) - Operations	35,200.00	27,224.85	7,975.15	12-02-2010	Open	
<b>Total</b>			49,300.00	41,324.85	7,975.15			

Select all Activities for plan year: 2010

Project Title	Project Number	Plan Year	Grantee Project ID
ESG - New Beginning Center	68	2010	ES10 - 467C

**Summary of Associated Activities:**

Activity type	Activity Number	Activity Name	Committed	Drawn	Balance	Initial Funding Date	Status	Completion Date
Homeless Assistance	11009	New Beginning Center - Operations	8,000.00	1,712.76	6,287.24	12-02-2010	Open	
<b>Total</b>			8,000.00	1,712.76	6,287.24			

Select all Activities for plan year: 2010

Project Title	Project Number	Plan Year	Grantee Project ID
ESG - Promise House	69	2010	ES10 - 467C

**Summary of Associated Activities:**

Activity type	Activity Number	Activity Name	Committed	Drawn	Balance	Initial Funding Date	Status	Completion Date
Homeless Assistance	11010	Promise House - Operations	40,000.00	35,955.04	4,044.96	12-02-2010	Open	
<b>Total</b>			40,000.00	35,955.04	4,044.96			

Select all Activities for plan year: 2010

Project Title	Project Number	Plan Year	Grantee Project ID
ESG - Shared Housing Center	70	2010	ES10 - 466C/467C

**Summary of Associated Activities:**

Activity type	Activity Number	Activity Name	Committed	Drawn	Balance	Initial Funding Date	Status	Completion Date
Homeless Assistance	11011	Shared Housing Center - Essential Services	8,578.00	6,426.00	2,152.00	12-02-2010	Open	
	11012	Shared Housing Center - Operations	27,000.00	15,715.77	11,284.23	12-02-2010	Open	
<b>Total</b>			35,578.00	22,141.77	13,436.23			

Select all Activities for plan year: 2010

Project Title	Project Number	Plan Year	Grantee Project ID
ESG - Dallas Jewish Coalition dba Vogel Alcove	71	2010	ES10 - 466C

**Summary of Associated Activities:**

Activity type	Activity Number	Activity Name	Committed	Drawn	Balance	Initial Funding Date	Status	Completion Date
Homeless Assistance	11013	Vogel Alcove - Essential Services	22,273.00	22,273.00	0.00	12-02-2010	Completed	11-02-2011
<b>Total</b>			22,273.00	22,273.00	0.00			

Select all Activities for plan year: 2010

Project Title	Project Number	Plan Year	Grantee Project ID
ESG - Legal Aid of Northwest Texas	72	2010	ES10 - 466C

**Summary of Associated Activities:**

Activity type	Activity Number	Activity Name	Committed	Drawn	Balance	Initial Funding Date	Status	Completion Date
Homeless Assistance	11014	Legal Aid of Northwest Texas - Essential Services	42,400.00	42,400.00	0.00	12-02-2010	Completed	11-02-2011
<b>Total</b>			42,400.00	42,400.00	0.00			

Select all Activities for plan year: 2010

Project Title	Project Number	Plan Year	Grantee Project ID
ESG - Homeless Assistance Center (Bridge) - Essential Se	73	2010	ES10 - 468C

**Summary of Associated Activities:**

Activity type	Activity Number	Activity Name	Committed	Drawn	Balance	Initial Funding Date	Status	Completion Date
Homeless Assistance	11015	The Bridge (HAC) - Essential Services	122,786.00	107,070.98	15,715.02	12-02-2010	Open	
<b>Total</b>			122,786.00	107,070.98	15,715.02			



Select all Activities for plan year: 2010

Project Title	Project Number	Plan Year	Grantee Project ID
ESG - Homeless Assistance Center (Bridge) - Operations	74	2010	ES10 - 469C

**Summary of Associated Activities:**

Activity type	Activity Number	Activity Name	Committed	Drawn	Balance	Initial Funding Date	Status	Completion Date
Homeless Assistance	11016	The Bridge (HAC) - Operations	450,136.00	84,403.38	365,732.62	12-02-2010	Open	
<b>Total</b>			450,136.00	84,403.38	365,732.62			

Select all Activities for plan year: 2010

Project Title	Project Number	Plan Year	Grantee Project ID
ESG - Administration	75	2010	ES10 - 470C

**Summary of Associated Activities:**

Activity type	Activity Number	Activity Name	Committed	Drawn	Balance	Initial Funding Date	Status	Completion Date
Administration	11017	ESG Administration	38,453.00	38,453.00	0.00	12-02-2010	Open	
<b>Total</b>			38,453.00	38,453.00	0.00			

Select all Activities for plan year: 2010

Project Title	Project Number	Plan Year	Grantee Project ID
ESG - Family Gateway	66	2010	ES10 - 467C
<b>Activity Number:</b> 11006			<b>Activity Name:</b> Family Gateway - Operations
<b>ESG Activity type:</b> Homeless Assistance			<b>Grantee Activity ID:</b> ES10 - 467C

**Activity Overview:**

**Accomplishment Narrative:**

Adults/Children served - Goal/264

<b>ESG Amount Funded:</b>	32,000.00
<b>ESG Amount Drawn to date:</b>	26,082.27
<b>Initial Funding Date:</b>	12-02-2010
<b>Status:</b>	Open
<b>Completion date:</b>	
<b>Organization carrying out the activity:</b>	FAMILY GATEWAY (THE)
<b>Is organization community based:</b>	yes
<b>Performance Objective:</b>	Create suitable living environments
<b>Performance Outcome:</b>	Availability/accessibility

**Services Provided:**

Emergency Shelter Facilities Transitional Shelter Outreach

**Beneficiary Information:**

White:	50	0
Black/African American:	380	0
Asian:	0	0
American Indian/Alaskan Native:	0	0
Native Hawaiian/Other Pacific Islander:	0	0
American Indian/Alaskan Native & White:	0	0
Asian & White:	0	0
Black/African American & White:	0	0
Amer. Indian/Alaskan Native & Black/African Amer.	0	0
Other multi-racial:	0	0
Asian/Pacific Islander:	0	0
Hispanic:	0	0
<b>Total:</b>	<b>430</b>	<b>0</b>

Select all Activities for plan year: 2010

IDIS Activity ID: 11006 Continued...

**Persons Served with Financial Assistance:**

Annual Number of Adults Served: 157  
 Annual Number of Children Served: 287

**Persons Served with Non-Financial Assistance:**

Annual Number of Adults and Children Served: 444

**Number Served with Financial Assistance by Housing Type:**

Barracks: 0  
 Group/Large House: 0  
 Scattered Site Apartment: 0  
 Single Family Detached House: 0  
 Single Room Occupancy: 0  
 Mobile Home/Trailer: 0  
 Hotel/Motel: 0  
 Other: 0  
**Total: 0**

**Subpopulation Served:**

Chronically Homeless: 0  
 Severely Mentally Ill: 0  
 Chronic Substance Abuse: 0  
 Other Disability: 0  
 Veterans: 0  
 Persons with HIV/AIDS: 0  
 Victims of Domestic Violence: 0  
 Elderly: 0

**Financial Summary Data:**

Conversion: 0  
 Major Rehabilitation: 0  
 Renovation: 0  
 Operations: 32,000  
 Essential Services: 0  
**Total: 0**

**Other Funds:**

Other HUD Funds: 0  
 Other Federal Funds: 0  
 State Government: 0  
 Local Government: 0  
 Private Funds: 0  
 Other: 0  
 Fee: 0  
**Total: 0**

Select all Activities for plan year: 2010

Project Title	Project Number	Plan Year	Grantee Project ID
ESG - Family Place (The)	67	2010	ES10 - 466C/467C
<b>Activity Number:</b> 11007			<b>Activity Name:</b> Family Place (The) - Essential Services
<b>ESG Activity type:</b> Homeless Assistance			<b>Grantee Activity ID:</b> ES10 - 466C

**Activity Overview:**

**Accomplishment Narrative:**  
 Child care Assistance - Goal/175

**ESG Amount Funded:** 14,100.00  
**ESG Amount Drawn to date:** 14,100.00  
**Initial Funding Date:** 12-02-2010  
**Status:** Completed  
**Completion date:** 11-02-2011  
**Organization carrying out the activity:**  
**Is organization community based:** yes  
**Performance Objective:** Provide decent affordable housing  
**Performance Outcome:** Availability/accessibility

**Services Provided:**  
 Emergency Shelter Facilities Outreach

Child Care

**Beneficiary Information:**

White:	105	80
Black/African American:	161	0
Asian:	0	0
American Indian/Alaskan Native:	2	0
Native Hawaiian/Other Pacific Islander:	0	0
American Indian/Alaskan Native & White:	0	0
Asian & White:	0	0
Black/African American & White:	0	0
Amer. Indian/Alaskan Native & Black/African Amer.	0	0
Other multi-racial:	30	0
Asian/Pacific Islander:	0	0
Hispanic:	0	0
<b>Total:</b>	<b>298</b>	<b>80</b>

Select all Activities for plan year: 2010

IDIS Activity ID: 11007 Continued...

**Persons Served with Financial Assistance:**

Annual Number of Adults Served: 298  
 Annual Number of Children Served: 0

**Persons Served with Non-Financial Assistance:**

Annual Number of Adults and Children Served: 0

**Number Served with Financial Assistance by Housing Type:**

Barracks: 0  
 Group/Large House: 0  
 Scattered Site Apartment: 0  
 Single Family Detached House: 0  
 Single Room Occupancy: 0  
 Mobile Home/Trailer: 0  
 Hotel/Motel: 0  
 Other: 0  
**Total: 0**

**Subpopulation Served:**

Chronically Homeless: 0  
 Severely Mentally Ill: 0  
 Chronic Substance Abuse: 0  
 Other Disability: 0  
 Veterans: 0  
 Persons with HIV/AIDS: 0  
 Victims of Domestic Violence: 0  
 Elderly: 0

**Financial Summary Data:**

Conversion: 0  
 Major Rehabilitation: 0  
 Renovation: 0  
 Operations: 0  
 Essential Services: 14,100  
**Total: 0**

**Other Funds:**

Other HUD Funds: 0  
 Other Federal Funds: 0  
 State Government: 0  
 Local Government: 0  
 Private Funds: 0  
 Other: 0  
 Fee: 0  
**Total: 0**

Select all Activities for plan year: 2010

Project Title	Project Number	Plan Year	Grantee Project ID
ESG - Family Place (The)	67	2010	ES10 - 466C/467C
<b>Activity Number:</b> 11008			<b>Activity Name:</b> Family Place (The) - Operations
<b>ESG Activity type:</b> Homeless Assistance			<b>Grantee Activity ID:</b> ES10 - 467C

**Activity Overview:**

**Accomplishment Narrative:**

Adults served - Goal/200

<b>ESG Amount Funded:</b>	35,200.00
<b>ESG Amount Drawn to date:</b>	27,224.85
<b>Initial Funding Date:</b>	12-02-2010
<b>Status:</b>	Open
<b>Completion date:</b>	
<b>Organization carrying out the activity:</b>	FAMILY PLACE (THE)
<b>Is organization community based:</b>	yes
<b>Performance Objective:</b>	Create suitable living environments
<b>Performance Outcome:</b>	Availability/accessibility

**Services Provided:**

Emergency Shelter Facilities Outreach

Homeless Prevention

**Beneficiary Information:**

White:	282	198
Black/African American:	323	0
Asian:	1	0
American Indian/Alaskan Native:	3	0
Native Hawaiian/Other Pacific Islander:	0	0
American Indian/Alaskan Native & White:	0	0
Asian & White:	0	0
Black/African American & White:	0	0
Amer. Indian/Alaskan Native & Black/African Amer.	0	0
Other multi-racial:	67	0
Asian/Pacific Islander:	0	0
Hispanic:	0	0
<b>Total:</b>	<b>676</b>	<b>198</b>

Select all Activities for plan year: 2010

IDIS Activity ID: 11008 Continued...

**Persons Served with Financial Assistance:**

Annual Number of Adults Served: 257  
 Annual Number of Children Served: 419

**Persons Served with Non-Financial Assistance:**

Annual Number of Adults and Children Served: 0

**Number Served with Financial Assistance by Housing Type:**

Barracks: 0  
 Group/Large House: 0  
 Scattered Site Apartment: 0  
 Single Family Detached House: 0  
 Single Room Occupancy: 0  
 Mobile Home/Trailer: 0  
 Hotel/Motel: 0  
 Other: 0  
**Total: 0**

**Subpopulation Served:**

Chronically Homeless: 0  
 Severely Mentally Ill: 0  
 Chronic Substance Abuse: 0  
 Other Disability: 0  
 Veterans: 0  
 Persons with HIV/AIDS: 0  
 Victims of Domestic Violence: 676  
 Elderly: 0

**Financial Summary Data:**

Conversion: 0  
 Major Rehabilitation: 0  
 Renovation: 0  
 Operations: 35,200  
 Essential Services: 0  
**Total: 0**

**Other Funds:**

Other HUD Funds: 0  
 Other Federal Funds: 0  
 State Government: 0  
 Local Government: 0  
 Private Funds: 0  
 Other: 0  
 Fee: 0  
**Total: 0**



Select all Activities for plan year: 2010

Project Title	Project Number	Plan Year	Grantee Project ID
ESG - New Beginning Center	68	2010	ES10 - 467C
<b>Activity Number:</b> 11009			<b>Activity Name:</b> New Beginning Center - Operations
<b>ESG Activity type:</b> Homeless Assistance			<b>Grantee Activity ID:</b> ES10 - 467C

**Activity Overview:**

**Accomplishment Narrative:**

Adults/Children Served - Goal/110

<b>ESG Amount Funded:</b>	8,000.00
<b>ESG Amount Drawn to date:</b>	1,712.76
<b>Initial Funding Date:</b>	12-02-2010
<b>Status:</b>	Open
<b>Completion date:</b>	
<b>Organization carrying out the activity:</b>	FAMILY GATEWAY (THE)
<b>Is organization community based:</b>	yes
<b>Performance Objective:</b>	Create suitable living environments
<b>Performance Outcome:</b>	Availability/accessibility

**Services Provided:**

Emergency Shelter Facilities

**Beneficiary Information:**

White:	96	75
Black/African American:	79	1
Asian:	1	0
American Indian/Alaskan Native:	2	0
Native Hawaiian/Other Pacific Islander:	0	0
American Indian/Alaskan Native & White:	0	0
Asian & White:	0	0
Black/African American & White:	0	0
Amer. Indian/Alaskan Native & Black/African Amer.	4	0
Other multi-racial:	0	0
Asian/Pacific Islander:	0	0
Hispanic:	0	0
<b>Total:</b>	<b>182</b>	<b>76</b>

Select all Activities for plan year: 2010

IDIS Activity ID: 11009 Continued...

**Persons Served with Financial Assistance:**

Annual Number of Adults Served: 84  
 Annual Number of Children Served: 98

**Persons Served with Non-Financial Assistance:**

Annual Number of Adults and Children Served: 182

**Number Served with Financial Assistance by Housing Type:**

Barracks: 0  
 Group/Large House: 0  
 Scattered Site Apartment: 0  
 Single Family Detached House: 0  
 Single Room Occupancy: 0  
 Mobile Home/Trailer: 0  
 Hotel/Motel: 0  
 Other: 0  
**Total: 0**

**Subpopulation Served:**

Chronically Homeless: 0  
 Severely Mentally Ill: 0  
 Chronic Substance Abuse: 0  
 Other Disability: 0  
 Veterans: 0  
 Persons with HIV/AIDS: 0  
 Victims of Domestic Violence: 182  
 Elderly: 0

**Financial Summary Data:**

Conversion: 0  
 Major Rehabilitation: 0  
 Renovation: 0  
 Operations: 8,000  
 Essential Services: 0  
**Total: 0**

**Other Funds:**

Other HUD Funds: 0  
 Other Federal Funds: 0  
 State Government: 0  
 Local Government: 0  
 Private Funds: 0  
 Other: 0  
 Fee: 0  
**Total: 0**

Select all Activities for plan year: 2010

Project Title	Project Number	Plan Year	Grantee Project ID
ESG - Promise House	69	2010	ES10 - 467C
<b>Activity Number:</b> 11010			<b>Activity Name:</b> Promise House - Operations
<b>ESG Activity type:</b> Homeless Assistance			<b>Grantee Activity ID:</b> ES10 - 467C

**Activity Overview:** **Accomplishment Narrative:**  
 Youth served - Goal/200

**ESG Amount Funded:** 40,000.00  
**ESG Amount Drawn to date:** 35,955.04  
**Initial Funding Date:** 12-02-2010  
**Status:** Open  
**Completion date:**  
**Organization carrying out the activity:** FAMILY GATEWAY (THE)  
**Is organization community based:** yes  
**Performance Objective:** Create suitable living environments  
**Performance Outcome:** Availability/accessibility

**Services Provided:**  
 Emergency Shelter Facilities

**Beneficiary Information:**

White:	63	32
Black/African American:	79	0
Asian:	1	0
American Indian/Alaskan Native:	0	0
Native Hawaiian/Other Pacific Islander:	0	0
American Indian/Alaskan Native & White:	0	0
Asian & White:	0	0
Black/African American & White:	0	0
Amer. Indian/Alaskan Native & Black/African Amer.	0	0
Other multi-racial:	1	0
Asian/Pacific Islander:	0	0
Hispanic:	0	0
<b>Total:</b>	<b>144</b>	<b>32</b>

Select all Activities for plan year: 2010

IDIS Activity ID: 11010 Continued...

**Persons Served with Financial Assistance:**

Annual Number of Adults Served: 0  
 Annual Number of Children Served: 144

**Persons Served with Non-Financial Assistance:**

Annual Number of Adults and Children Served: 0

**Number Served with Financial Assistance by Housing Type:**

Barracks: 0  
 Group/Large House: 0  
 Scattered Site Apartment: 0  
 Single Family Detached House: 0  
 Single Room Occupancy: 0  
 Mobile Home/Trailer: 0  
 Hotel/Motel: 0  
 Other: 0  
**Total: 0**

**Subpopulation Served:**

Chronically Homeless: 144  
 Severely Mentally Ill: 0  
 Chronic Substance Abuse: 0  
 Other Disability: 0  
 Veterans: 0  
 Persons with HIV/AIDS: 0  
 Victims of Domestic Violence: 0  
 Elderly: 0

**Financial Summary Data:**

Conversion: 0  
 Major Rehabilitation: 0  
 Renovation: 0  
 Operations: 40,000  
 Essential Services: 0  
**Total: 0**

**Other Funds:**

Other HUD Funds: 0  
 Other Federal Funds: 0  
 State Government: 0  
 Local Government: 0  
 Private Funds: 0  
 Other: 0  
 Fee: 0  
**Total: 0**

Select all Activities for plan year: 2010

Project Title	Project Number	Plan Year	Grantee Project ID
ESG - Shared Housing Center	70	2010	ES10 - 466C/467C
<b>Activity Number:</b> 11011			<b>Activity Name:</b> Shared Housing Center - Essential Services
<b>ESG Activity type:</b> Homeless Assistance			<b>Grantee Activity ID:</b> ES10 - 466C

**Activity Overview:**

**Accomplishment Narrative:**

Clients served - Goal/51

<b>ESG Amount Funded:</b>	8,578.00
<b>ESG Amount Drawn to date:</b>	6,426.00
<b>Initial Funding Date:</b>	12-02-2010
<b>Status:</b>	Open
<b>Completion date:</b>	
<b>Organization carrying out the activity:</b>	
<b>Is organization community based:</b>	yes
<b>Performance Objective:</b>	Create suitable living environments
<b>Performance Outcome:</b>	Availability/accessibility

**Services Provided:**

- Outreach
- Food Pantry
- EmploymentChild Care

**Beneficiary Information:**

White:	10	4
Black/African American:	12	0
Asian:	0	0
American Indian/Alaskan Native:	0	0
Native Hawaiian/Other Pacific Islander:	0	0
American Indian/Alaskan Native & White:	0	0
Asian & White:	0	0
Black/African American & White:	0	0
Amer. Indian/Alaskan Native & Black/African Amer.	2	0
Other multi-racial:	0	0
Asian/Pacific Islander:	0	0
Hispanic:	0	0
<b>Total:</b>	<b>24</b>	<b>4</b>

Select all Activities for plan year: 2010

IDIS Activity ID: 11011 Continued...

**Persons Served with Financial Assistance:**

Annual Number of Adults Served: 0  
 Annual Number of Children Served: 0

**Persons Served with Non-Financial Assistance:**

Annual Number of Adults and Children Served: 24

**Number Served with Financial Assistance by Housing Type:**

Barracks: 0  
 Group/Large House: 0  
 Scattered Site Apartment: 0  
 Single Family Detached House: 0  
 Single Room Occupancy: 0  
 Mobile Home/Trailer: 0  
 Hotel/Motel: 0  
 Other: 0  
**Total: 0**

**Subpopulation Served:**

Chronically Homeless: 0  
 Severely Mentally Ill: 0  
 Chronic Substance Abuse: 0  
 Other Disability: 0  
 Veterans: 0  
 Persons with HIV/AIDS: 0  
 Victims of Domestic Violence: 0  
 Elderly: 0

**Financial Summary Data:**

Conversion: 0  
 Major Rehabilitation: 0  
 Renovation: 0  
 Operations: 0  
 Essential Services: 8,578  
**Total: 0**

**Other Funds:**

Other HUD Funds: 0  
 Other Federal Funds: 0  
 State Government: 0  
 Local Government: 0  
 Private Funds: 0  
 Other: 0  
 Fee: 0  
**Total: 0**

Select all Activities for plan year: 2010

Project Title	Project Number	Plan Year	Grantee Project ID
ESG - Shared Housing Center	70	2010	ES10 - 466C/467C
<b>Activity Number:</b> 11012			<b>Activity Name:</b> Shared Housing Center - Operations
<b>ESG Activity type:</b> Homeless Assistance			<b>Grantee Activity ID:</b> ES10 - 467C

**Activity Overview:**

**Accomplishment Narrative:**

Adults served - Goal/32

<b>ESG Amount Funded:</b>	27,000.00
<b>ESG Amount Drawn to date:</b>	15,715.77
<b>Initial Funding Date:</b>	12-02-2010
<b>Status:</b>	Open
<b>Completion date:</b>	
<b>Organization carrying out the activity:</b>	SHARED HOUSING CENTER
<b>Is organization community based:</b>	yes
<b>Performance Objective:</b>	Create suitable living environments
<b>Performance Outcome:</b>	Availability/accessibility

**Services Provided:**

Emergency Shelter Facilities

**Beneficiary Information:**

White:	15	4
Black/African American:	28	0
Asian:	0	0
American Indian/Alaskan Native:	0	0
Native Hawaiian/Other Pacific Islander:	0	0
American Indian/Alaskan Native & White:	0	0
Asian & White:	0	0
Black/African American & White:	0	0
Amer. Indian/Alaskan Native & Black/African Amer.	0	0
Other multi-racial:	2	0
Asian/Pacific Islander:	0	0
Hispanic:	0	0
<b>Total:</b>	<b>45</b>	<b>4</b>

Select all Activities for plan year: 2010

IDIS Activity ID: 11012 Continued...

**Persons Served with Financial Assistance:**

Annual Number of Adults Served: 21  
 Annual Number of Children Served: 24

**Persons Served with Non-Financial Assistance:**

Annual Number of Adults and Children Served: 45

**Number Served with Financial Assistance by Housing Type:**

Barracks: 0  
 Group/Large House: 0  
 Scattered Site Apartment: 0  
 Single Family Detached House: 0  
 Single Room Occupancy: 0  
 Mobile Home/Trailer: 0  
 Hotel/Motel: 0  
 Other: 0  
**Total: 0**

**Subpopulation Served:**

Chronically Homeless: 0  
 Severely Mentally Ill: 0  
 Chronic Substance Abuse: 0  
 Other Disability: 0  
 Veterans: 0  
 Persons with HIV/AIDS: 0  
 Victims of Domestic Violence: 5  
 Elderly: 0

**Financial Summary Data:**

Conversion: 0  
 Major Rehabilitation: 0  
 Renovation: 0  
 Operations: 27,000  
 Essential Services: 0  
**Total: 0**

**Other Funds:**

Other HUD Funds: 0  
 Other Federal Funds: 0  
 State Government: 0  
 Local Government: 0  
 Private Funds: 0  
 Other: 0  
 Fee: 0  
**Total: 0**



Select all Activities for plan year: 2010

Project Title	Project Number	Plan Year	Grantee Project ID
ESG - Dallas Jewish Coalition dba Vogel Alcove	71	2010	ES10 - 466C
<b>Activity Number:</b> 11013			<b>Activity Name:</b> Vogel Alcove - Essential Services
<b>ESG Activity type:</b> Homeless Assistance			<b>Grantee Activity ID:</b> ES10 - 466C

**Activity Overview:**

**Accomplishment Narrative:**

Adults/Children -Goal/8

<b>ESG Amount Funded:</b>	22,273.00
<b>ESG Amount Drawn to date:</b>	22,273.00
<b>Initial Funding Date:</b>	12-02-2010
<b>Status:</b>	Completed
<b>Completion date:</b>	11-02-2011
<b>Organization carrying out the activity:</b>	
<b>Is organization community based:</b>	yes
<b>Performance Objective:</b>	Create suitable living environments
<b>Performance Outcome:</b>	Availability/accessibility

**Services Provided:**

Child Care

**Beneficiary Information:**

White:	10	8
Black/African American:	27	1
Asian:	0	0
American Indian/Alaskan Native:	0	0
Native Hawaiian/Other Pacific Islander:	0	0
American Indian/Alaskan Native & White:	0	0
Asian & White:	0	0
Black/African American & White:	0	0
Amer. Indian/Alaskan Native & Black/African Amer.	0	0
Other multi-racial:	5	0
Asian/Pacific Islander:	0	0
Hispanic:	0	0
<b>Total:</b>	<b>42</b>	<b>9</b>

Select all Activities for plan year: 2010

IDIS Activity ID: 11013 Continued...

**Persons Served with Financial Assistance:**

Annual Number of Adults Served: 0  
 Annual Number of Children Served: 0

**Persons Served with Non-Financial Assistance:**

Annual Number of Adults and Children Served: 0

**Number Served with Financial Assistance by Housing Type:**

Barracks: 0  
 Group/Large House: 0  
 Scattered Site Apartment: 0  
 Single Family Detached House: 0  
 Single Room Occupancy: 0  
 Mobile Home/Trailer: 0  
 Hotel/Motel: 0  
 Other: 0  
**Total: 0**

**Subpopulation Served:**

Chronically Homeless: 0  
 Severely Mentally Ill: 0  
 Chronic Substance Abuse: 0  
 Other Disability: 0  
 Veterans: 0  
 Persons with HIV/AIDS: 0  
 Victims of Domestic Violence: 0  
 Elderly: 0

**Financial Summary Data:**

Conversion: 0  
 Major Rehabilitation: 0  
 Renovation: 0  
 Operations: 0  
 Essential Services: 22,273  
**Total: 0**

**Other Funds:**

Other HUD Funds: 0  
 Other Federal Funds: 0  
 State Government: 0  
 Local Government: 0  
 Private Funds: 0  
 Other: 0  
 Fee: 0  
**Total: 0**

Select all Activities for plan year: 2010

Project Title	Project Number	Plan Year	Grantee Project ID
ESG - Legal Aid of Northwest Texas	72	2010	ES10 - 466C
<b>Activity Number:</b> 11014			<b>Activity Name:</b> Legal Aid of Northwest Texas - Essential Services
<b>ESG Activity type:</b> Homeless Assistance			<b>Grantee Activity ID:</b> ES10 - 466C

**Activity Overview:**

**Accomplishment Narrative:**

Clients served - Goal/30

<b>ESG Amount Funded:</b>	42,400.00
<b>ESG Amount Drawn to date:</b>	42,400.00
<b>Initial Funding Date:</b>	12-02-2010
<b>Status:</b>	Completed
<b>Completion date:</b>	11-02-2011
<b>Organization carrying out the activity:</b>	
<b>Is organization community based:</b>	yes
<b>Performance Objective:</b>	Create suitable living environments
<b>Performance Outcome:</b>	Availability/accessibility

**Services Provided:**

Outreach

Homeless Prevention

**Beneficiary Information:**

White:	13	3
Black/African American:	24	0
Asian:	0	0
American Indian/Alaskan Native:	0	0
Native Hawaiian/Other Pacific Islander:	0	0
American Indian/Alaskan Native & White:	0	0
Asian & White:	0	0
Black/African American & White:	0	0
Amer. Indian/Alaskan Native & Black/African Amer.	0	0
Other multi-racial:	2	0
Asian/Pacific Islander:	0	0
Hispanic:	0	0
<b>Total:</b>	<b>39</b>	<b>3</b>

Select all Activities for plan year: 2010

IDIS Activity ID: 11014 Continued...

**Persons Served with Financial Assistance:**

Annual Number of Adults Served: 39  
 Annual Number of Children Served: 0

**Persons Served with Non-Financial Assistance:**

Annual Number of Adults and Children Served: 39

**Number Served with Financial Assistance by Housing Type:**

Barracks: 0  
 Group/Large House: 0  
 Scattered Site Apartment: 0  
 Single Family Detached House: 0  
 Single Room Occupancy: 0  
 Mobile Home/Trailer: 0  
 Hotel/Motel: 0  
 Other: 0  
**Total: 0**

**Subpopulation Served:**

Chronically Homeless: 0  
 Severely Mentally Ill: 0  
 Chronic Substance Abuse: 0  
 Other Disability: 0  
 Veterans: 0  
 Persons with HIV/AIDS: 0  
 Victims of Domestic Violence: 0  
 Elderly: 0

**Financial Summary Data:**

Conversion: 0  
 Major Rehabilitation: 0  
 Renovation: 0  
 Operations: 0  
 Essential Services: 42,400  
**Total: 0**

**Other Funds:**

Other HUD Funds: 0  
 Other Federal Funds: 0  
 State Government: 0  
 Local Government: 0  
 Private Funds: 0  
 Other: 0  
 Fee: 0  
**Total: 0**

Select all Activities for plan year: 2010

Project Title	Project Number	Plan Year	Grantee Project ID
ESG - Homeless Assistance Center (Bridge) - Essential Services	73	2010	ES10 - 468C
<b>Activity Number:</b> 11015			<b>Activity Name:</b> The Bridge (HAC) - Essential Services
<b>ESG Activity type:</b> Homeless Assistance			<b>Grantee Activity ID:</b> ES10 - 468C

**Activity Overview:**

**Accomplishment Narrative:**

Clients served - Goal/350

<b>ESG Amount Funded:</b>	122,786.00
<b>ESG Amount Drawn to date:</b>	107,070.98
<b>Initial Funding Date:</b>	12-02-2010
<b>Status:</b>	Open
<b>Completion date:</b>	
<b>Organization carrying out the activity:</b>	
<b>Is organization community based:</b>	no
<b>Performance Objective:</b>	Create suitable living environments
<b>Performance Outcome:</b>	Availability/accessibility

**Services Provided:**

Emergency Shelter Facilities Outreach

EmploymentHomeless Prevention

**Beneficiary Information:**

White:	107	21
Black/African American:	261	0
Asian:	2	0
American Indian/Alaskan Native:	0	0
Native Hawaiian/Other Pacific Islander:	0	0
American Indian/Alaskan Native & White:	0	0
Asian & White:	0	0
Black/African American & White:	0	0
Amer. Indian/Alaskan Native & Black/African Amer.	0	0
Other multi-racial:	1	0
Asian/Pacific Islander:	0	0
Hispanic:	0	0
<b>Total:</b>	<b>371</b>	<b>21</b>

Select all Activities for plan year: 2010

IDIS Activity ID: 11015 Continued...

**Persons Served with Financial Assistance:**

Annual Number of Adults Served: 371  
 Annual Number of Children Served: 0

**Persons Served with Non-Financial Assistance:**

Annual Number of Adults and Children Served: 0

**Number Served with Financial Assistance by Housing Type:**

Barracks: 0  
 Group/Large House: 0  
 Scattered Site Apartment: 0  
 Single Family Detached House: 0  
 Single Room Occupancy: 0  
 Mobile Home/Trailer: 0  
 Hotel/Motel: 0  
 Other: 0  
**Total: 0**

**Subpopulation Served:**

Chronically Homeless: 0  
 Severely Mentally Ill: 0  
 Chronic Substance Abuse: 0  
 Other Disability: 0  
 Veterans: 0  
 Persons with HIV/AIDS: 0  
 Victims of Domestic Violence: 0  
 Elderly: 0

**Financial Summary Data:**

Conversion: 0  
 Major Rehabilitation: 0  
 Renovation: 0  
 Operations: 0  
 Essential Services: 122,786  
**Total: 0**

**Other Funds:**

Other HUD Funds: 0  
 Other Federal Funds: 0  
 State Government: 0  
 Local Government: 0  
 Private Funds: 0  
 Other: 0  
 Fee: 0  
**Total: 0**

Select all Activities for plan year: 2010

Project Title	Project Number	Plan Year	Grantee Project ID
ESG - Homeless Assistance Center (Bridge) - Operations	74	2010	ES10 - 469C
<b>Activity Number:</b> 11016			<b>Activity Name:</b> The Bridge (HAC) - Operations
<b>ESG Activity type:</b> Homeless Assistance			<b>Grantee Activity ID:</b> ES10 - 469C

**Activity Overview:** **Accomplishment Narrative:**  
 Provide direct services to homeless - Goal/200

**ESG Amount Funded:** 450,136.00  
**ESG Amount Drawn to date:** 84,403.38  
**Initial Funding Date:** 12-02-2010  
**Status:** Open  
**Completion date:**  
**Organization carrying out the activity:**  
**Is organization community based:** no  
**Performance Objective:** Create suitable living environments  
**Performance Outcome:** Availability/accessibility

**Services Provided:**  
 Emergency Shelter Facilities Transitional Shelter Outreach  
 Health Care Mental Health  
 Homeless Prevention

**Beneficiary Information:**

White:	1,224	238
Black/African American:	1,866	35
Asian:	26	2
American Indian/Alaskan Native:	30	1
Native Hawaiian/Other Pacific Islander:	20	5
American Indian/Alaskan Native & White:	0	0
Asian & White:	0	0
Black/African American & White:	0	0
Amer. Indian/Alaskan Native & Black/African Amer.	0	0
Other multi-racial:	7	0
Asian/Pacific Islander:	0	0
Hispanic:	0	0
<b>Total:</b>	<b>3,173</b>	<b>281</b>

Select all Activities for plan year: 2010

IDIS Activity ID: 11016 Continued...

**Persons Served with Financial Assistance:**

Annual Number of Adults Served: 3,173  
 Annual Number of Children Served: 0

**Persons Served with Non-Financial Assistance:**

Annual Number of Adults and Children Served: 0

**Number Served with Financial Assistance by Housing Type:**

Barracks: 0  
 Group/Large House: 0  
 Scattered Site Apartment: 0  
 Single Family Detached House: 0  
 Single Room Occupancy: 0  
 Mobile Home/Trailer: 0  
 Hotel/Motel: 0  
 Other: 0  
**Total: 0**

**Subpopulation Served:**

Chronically Homeless: 2,972  
 Severely Mentally Ill: 81  
 Chronic Substance Abuse: 84  
 Other Disability: 28  
 Veterans: 1  
 Persons with HIV/AIDS: 3  
 Victims of Domestic Violence: 4  
 Elderly: 0

**Financial Summary Data:**

Conversion: 0  
 Major Rehabilitation: 0  
 Renovation: 0  
 Operations: 0  
 Essential Services: 0  
**Total: 0**

**Other Funds:**

Other HUD Funds: 0  
 Other Federal Funds: 0  
 State Government: 0  
 Local Government: 0  
 Private Funds: 0  
 Other: 0  
 Fee: 0  
**Total: 0**



Select all Activities for plan year: 2010

Project Title	Project Number	Plan Year	Grantee Project ID
ESG - Administration	75	2010	ES10 - 470C
<b>Activity Number:</b> 11017			<b>Activity Name:</b> ESG Administration
<b>ESG Activity type:</b> Administration			<b>Grantee Activity ID:</b> ES10 - 470C

**Financial Information:**  
**ESG Amount Funded:** 38,453.00  
**ESG Amount Drawn to date:** 38,453.00  
**Initial Funding Date:** 12-02-2010  
**Status:** Open  
**Completion date:**

Select all Activities for plan year: 2010

---

**ESG Activity type:** Administration      **Plan Year:** 2010

---

**Financial Information:**

**ESG Amount Funded:** 38,453.00

**ESG Amount Drawn to date:** 38,453.00

Select all Activities for plan year: 2010

**ESG Activity type:** Homeless Assistance **Plan Year:** 2010

**Activity Overview:**

**ESG Amount Funded:** 802,473.00

**ESG Amount Drawn to date:** 383,364.05

**Beneficiary Information:**

White:	1,975	663
Black/African American:	3,240	37
Asian:	31	2
American Indian/Alaskan Native:	37	1
Native Hawaiian/Other Pacific Islander:	20	5
American Indian/Alaskan Native & White:	0	0
Asian & White:	0	0
Black/African American & White:	0	0
Amer. Indian/Alaskan Native & Black/African Amer.	6	0
Other multi-racial:	115	0
Asian/Pacific Islander:	0	0
Hispanic:	0	0
<b>Total:</b>	<b>5,424</b>	<b>708</b>

**Subpopulation Served:**

Chronically Homeless:	3,116
Severely Mentalyy Ill:	81
Chronic Substance Abuse:	84
Other Disability:	28
Veterans:	1
Persons with HIV/AIDS:	3
Victims of Domestic Violence:	867
Elderly:	0

**Persons Served with Financial Assistance:**

Annual Number of Adults Served:	4,400
Annual Number of Children Served:	972

**Financial Summary Data:**

Conversion:	0
Major Rehabilitation:	0
Renovation:	0
Operations:	142,200
Essential Services:	210,137
<b>Total:</b>	<b>0</b>

**Persons Served with Non-Financial Assistance:**

Annual Number of Adults and Children Served:	734
--	-----

**Number Served with Financial Assistance by Housing Type:**

Barracks:	0
Group/Large House:	0
Scattered Site Apartment	0
Single Family Detached House:	0
Single Room Occupancy:	0
Mobile Home/Trailer	0
Hotel/Motel:	0
Other:	0
<b>Total:</b>	<b>0</b>

**Other Funds**

Other HUD Funds:	0
Other Federal Funds:	0
State Government:	0
Local Government:	0
Private Funds:	0
Other:	0

*This page intentionally left blank.*

**27. GRANTEE ACTIVITY SUMMARY  
(IDIS REPORT PR81)**

*This page intentionally left blank.*

Objectives/Outcomes Legend:

- 1/1 = Enhanced Suitable Living Through Improved Accessibility
- 1/2 = Enhanced Suitable Living Through Improved Affordability
- 1/3 = Enhanced Suitable Living Through Improved Sustainability

- 2/1 = Created Decent Housing With Improved Accessibility
- 2/2 = Created Decent Housing With Improved Affordability
- 2/3 = Created Decent Housing With Improved Sustainability

- 3/1 = Provided Economic Opportunity Through Improved Accessibility
- 3/2 = Provided Economic Opportunity Through Improved Affordability
- 3/3 = Provided Economic Opportunity Through Improved Sustainability

Community Based

Objectives/Outcomes	Persons	ESG Dollars	Other Federal			Fees	Other
			Funds	Local Government	Private		
1/1	0	\$0	\$0	\$0	\$0	\$0	\$0
1/2	0	\$0	\$0	\$0	\$0	\$0	\$0
1/3	0	\$0	\$0	\$0	\$0	\$0	\$0
<b>Sub-Totals</b>	<b>0</b>	<b>\$0</b>	<b>\$0</b>	<b>\$0</b>	<b>\$0</b>	<b>\$0</b>	<b>\$0</b>
2/1	2,147	\$280,057	\$0	\$0	\$0	\$0	\$0
2/2	0	\$0	\$0	\$0	\$0	\$0	\$0
2/3	0	\$0	\$0	\$0	\$0	\$0	\$0
<b>Sub-Totals</b>	<b>2,147</b>	<b>\$280,057</b>	<b>\$0</b>	<b>\$0</b>	<b>\$0</b>	<b>\$0</b>	<b>\$0</b>
3/1	0	\$0	\$0	\$0	\$0	\$0	\$0
3/2	0	\$0	\$0	\$0	\$0	\$0	\$0
3/3	0	\$0	\$0	\$0	\$0	\$0	\$0
<b>Sub-Totals</b>	<b>0</b>	<b>\$0</b>	<b>\$0</b>	<b>\$0</b>	<b>\$0</b>	<b>\$0</b>	<b>\$0</b>
<b>Totals</b>	<b>2,147</b>	<b>\$280,057</b>	<b>\$0</b>	<b>\$0</b>	<b>\$0</b>	<b>\$0</b>	<b>\$0</b>



Faith Based Non-Profit

Objectives/Outcomes	Persons	ESG Dollars	Other Federal			Fees	Other
			Funds	Local Government	Private		
1/1	0	\$0	\$0	\$0	\$0	\$0	\$0
1/2	0	\$0	\$0	\$0	\$0	\$0	\$0
1/3	0	\$0	\$0	\$0	\$0	\$0	\$0
<b>Sub-Totals</b>	<b>0</b>	<b>\$0</b>	<b>\$0</b>	<b>\$0</b>	<b>\$0</b>	<b>\$0</b>	<b>\$0</b>
2/1	0	\$0	\$0	\$0	\$0	\$0	\$0
2/2	0	\$0	\$0	\$0	\$0	\$0	\$0
2/3	0	\$0	\$0	\$0	\$0	\$0	\$0
<b>Sub-Totals</b>	<b>0</b>	<b>\$0</b>	<b>\$0</b>	<b>\$0</b>	<b>\$0</b>	<b>\$0</b>	<b>\$0</b>
3/1	0	\$0	\$0	\$0	\$0	\$0	\$0
3/2	0	\$0	\$0	\$0	\$0	\$0	\$0
3/3	0	\$0	\$0	\$0	\$0	\$0	\$0
<b>Sub-Totals</b>	<b>0</b>	<b>\$0</b>	<b>\$0</b>	<b>\$0</b>	<b>\$0</b>	<b>\$0</b>	<b>\$0</b>
<b>Totals</b>	<b>0</b>	<b>\$0</b>	<b>\$0</b>	<b>\$0</b>	<b>\$0</b>	<b>\$0</b>	<b>\$0</b>

Other Non-Profit

Objectives/Outcomes	Persons	ESG Dollars	Other Federal			Fees	Other
			Funds	Local Government	Private		
1/1	0	\$0	\$0	\$0	\$0	\$0	\$0
1/2	0	\$0	\$0	\$0	\$0	\$0	\$0
1/3	0	\$0	\$0	\$0	\$0	\$0	\$0
<b>Sub-Totals</b>	<b>0</b>	<b>\$0</b>	<b>\$0</b>	<b>\$0</b>	<b>\$0</b>	<b>\$0</b>	<b>\$0</b>
2/1	0	\$0	\$0	\$0	\$0	\$0	\$0
2/2	0	\$0	\$0	\$0	\$0	\$0	\$0
2/3	0	\$0	\$0	\$0	\$0	\$0	\$0
<b>Sub-Totals</b>	<b>0</b>	<b>\$0</b>	<b>\$0</b>	<b>\$0</b>	<b>\$0</b>	<b>\$0</b>	<b>\$0</b>
3/1	0	\$0	\$0	\$0	\$0	\$0	\$0
3/2	0	\$0	\$0	\$0	\$0	\$0	\$0
3/3	0	\$0	\$0	\$0	\$0	\$0	\$0
<b>Sub-Totals</b>	<b>0</b>	<b>\$0</b>	<b>\$0</b>	<b>\$0</b>	<b>\$0</b>	<b>\$0</b>	<b>\$0</b>
<b>Totals</b>	<b>0</b>	<b>\$0</b>	<b>\$0</b>	<b>\$0</b>	<b>\$0</b>	<b>\$0</b>	<b>\$0</b>
<b>Grand Totals</b>	<b>0</b>	<b>\$0</b>	<b>\$0</b>	<b>\$0</b>	<b>\$0</b>	<b>\$0</b>	<b>\$0</b>

ESG Beneficiaries

Objectives/Outcomes	Emergency or Transitional Shelters		Non-Residential Services	Totals
	Annual Adults Served	Annual Children Served	Annual Number Served	
1/1	4,275	0	0	4,275
1/2	0	0	0	0
1/3	0	0	0	0
<b>Sub-Totals</b>	<b>4,275</b>	<b>0</b>	<b>0</b>	<b>4,275</b>
2/1	470	832	845	2,147
2/2	0	0	0	0
2/3	0	0	0	0
<b>Sub-Totals</b>	<b>470</b>	<b>832</b>	<b>845</b>	<b>2,147</b>
3/1	0	0	0	0
3/2	0	0	0	0
3/3	0	0	0	0
<b>Sub-Totals</b>	<b>0</b>	<b>0</b>	<b>0</b>	<b>0</b>
<b>Totals</b>	<b>4,745</b>	<b>832</b>	<b>845</b>	<b>6,422</b>

ESG Beneficiaries

Emergency or Transitional Shelter

Annual Number of Individual Households (Singles)

Objectives/Outcomes	Unaccompanied 18 and Over Male	Unaccompanied 18 and Over Female	Unaccompanied 18 and Over Totals	Unaccompanied Under 18 Male	Unaccompanied Under 18 Female	Unaccompanied Under 18 Totals
1/1	0	0	0	0	0	0
1/2	0	0	0	0	0	0
1/3	0	0	0	0	0	0
<b>Sub-Totals</b>	<b>0</b>	<b>0</b>	<b>0</b>	<b>0</b>	<b>0</b>	<b>0</b>
2/1	55	110	165	73	91	164
2/2	0	0	0	0	0	0
2/3	0	0	0	0	0	0
<b>Sub-Totals</b>	<b>55</b>	<b>110</b>	<b>165</b>	<b>73</b>	<b>91</b>	<b>164</b>
3/1	0	0	0	0	0	0
3/2	0	0	0	0	0	0
3/3	0	0	0	0	0	0
<b>Sub-Totals</b>	<b>0</b>	<b>0</b>	<b>0</b>	<b>0</b>	<b>0</b>	<b>0</b>
<b>Totals</b>	<b>55</b>	<b>110</b>	<b>165</b>	<b>73</b>	<b>91</b>	<b>164</b>

ESG Beneficiaries

Emergency or Transitional Shelter

Annual Number of Family Households with Children Headed by

Objectives/Outcomes	Single 18 and Over			Single Under 18			Two Parents 18 and Over	Two Parents Under 18	Two Parents Totals
	Male	Female	Totals	Male	Female	Totals			
1/1	0	0	0	0	0	0	0	0	0
1/2	0	0	0	0	0	0	0	0	0
1/3	0	0	0	0	0	0	0	0	0
<b>Sub-Totals</b>	<b>0</b>	<b>0</b>	<b>0</b>	<b>0</b>	<b>0</b>	<b>0</b>	<b>0</b>	<b>0</b>	<b>0</b>
2/1	62	188	250	13	29	42	128	16	144
2/2	0	0	0	0	0	0	0	0	0
2/3	0	0	0	0	0	0	0	0	0
<b>Sub-Totals</b>	<b>62</b>	<b>188</b>	<b>250</b>	<b>13</b>	<b>29</b>	<b>42</b>	<b>128</b>	<b>16</b>	<b>144</b>
3/1	0	0	0	0	0	0	0	0	0
3/2	0	0	0	0	0	0	0	0	0
3/3	0	0	0	0	0	0	0	0	0
<b>Sub-Totals</b>	<b>0</b>	<b>0</b>	<b>0</b>	<b>0</b>	<b>0</b>	<b>0</b>	<b>0</b>	<b>0</b>	<b>0</b>
<b>Totals</b>	<b>62</b>	<b>188</b>	<b>250</b>	<b>13</b>	<b>29</b>	<b>42</b>	<b>128</b>	<b>16</b>	<b>144</b>

IDIS - PR81  
DALLAS

U.S. Department of Housing and Urban Development  
Office of Community Planning and Development  
Integrated Disbursement and Information System  
ESG Performance Measures Report  
Program Year 2010 DALLAS, TX

DATE: 12-19-11  
TIME: 15:34  
PAGE: 8

ESG Beneficiaries

Emergency or Transitional Shelter

Annual Number of Family Households with No Children

Objectives/Outcomes	Family with No Children Total
1/1	0
1/2	0
1/3	0
<b>Sub-Totals</b>	<b>0</b>
2/1	0
2/2	0
2/3	0
<b>Sub-Totals</b>	<b>0</b>
3/1	0
3/2	0
3/3	0
<b>Sub-Totals</b>	<b>0</b>
<b>Totals</b>	<b>0</b>

**Grand Total ESG Beneficiaries: 765**

ESG Beneficiaries

Emergency or Transitional Shelter

Objectives/Outcomes	Chronically Homeless (Emergency Shelter Only)	Severely Mentally Ill	Chronic Substance Abuse	Other Disability	Veterans	Persons with HIV/AIDS	Victims of Domestic Violence	Elderly
1/1	1,094	0	0	0	0	0	0	0
1/2	0	0	0	0	0	0	0	0
1/3	0	0	0	0	0	0	0	0
<b>Sub-Totals</b>	<b>1,094</b>	<b>0</b>	<b>0</b>	<b>0</b>	<b>0</b>	<b>0</b>	<b>0</b>	<b>0</b>
2/1	162	0	0	0	4	0	557	0
2/2	0	0	0	0	0	0	0	0
2/3	0	0	0	0	0	0	0	0
<b>Sub-Totals</b>	<b>162</b>	<b>0</b>	<b>0</b>	<b>0</b>	<b>4</b>	<b>0</b>	<b>557</b>	<b>0</b>
3/1	0	0	0	0	0	0	0	0
3/2	0	0	0	0	0	0	0	0
3/3	0	0	0	0	0	0	0	0
<b>Sub-Totals</b>	<b>0</b>	<b>0</b>	<b>0</b>	<b>0</b>	<b>0</b>	<b>0</b>	<b>0</b>	<b>0</b>
<b>Totals</b>	<b>1,256</b>	<b>0</b>	<b>0</b>	<b>0</b>	<b>4</b>	<b>0</b>	<b>557</b>	<b>0</b>

ESG Beneficiaries

Annual Number Served in Emergency or Transitional Shelters

Objectives/Outcomes	Barracks	Group/Large House	Scattered Site Apartment	Single Family Detached House	Single Room Occupancy	Mobile Home/Trailer	Hotel/Motel	Other Housing	Totals
1/1	0	0	0	0	0	0	0	0	0
1/2	0	0	0	0	0	0	0	0	0
1/3	0	0	0	0	0	0	0	0	0
<b>Sub-Totals</b>	<b>0</b>	<b>0</b>	<b>0</b>	<b>0</b>	<b>0</b>	<b>0</b>	<b>0</b>	<b>0</b>	<b>0</b>
2/1	0	0	0	0	0	0	0	0	0
2/2	0	0	0	0	0	0	0	0	0
2/3	0	0	0	0	0	0	0	0	0
<b>Sub-Totals</b>	<b>0</b>	<b>0</b>	<b>0</b>	<b>0</b>	<b>0</b>	<b>0</b>	<b>0</b>	<b>0</b>	<b>0</b>
3/1	0	0	0	0	0	0	0	0	0
3/2	0	0	0	0	0	0	0	0	0
3/3	0	0	0	0	0	0	0	0	0
<b>Sub-Totals</b>	<b>0</b>	<b>0</b>	<b>0</b>	<b>0</b>	<b>0</b>	<b>0</b>	<b>0</b>	<b>0</b>	<b>0</b>
<b>Totals</b>	<b>0</b>	<b>0</b>	<b>0</b>	<b>0</b>	<b>0</b>	<b>0</b>	<b>0</b>	<b>0</b>	<b>0</b>



Racial/Ethnic Characteristics

Annual Number Served. (Including Residential and Non-Residential Services)

Objectives/Outcomes	1/1		1/2		1/3	
	Totals	Hispanic	Totals	Hispanic	Totals	Hispanic
White	1,138	267	0	0	0	0
Black/African American	4,206	0	0	0	0	0
Asian	0	0	0	0	0	0
American Indian/Alaskan Native	0	0	0	0	0	0
Native Hawaiian/Other Pacific Islander	0	0	0	0	0	0
American Indian/Alaskan Native & White	0	0	0	0	0	0
Asian & White	0	0	0	0	0	0
Black/African American & White	0	0	0	0	0	0
Amer. Indian/Alaskan Native & Black/African Amer.	0	0	0	0	0	0
Other multi-racial	20	0	0	0	0	0
Asian/Pacific Islander (valid until 03-31-04)	0	0	0	0	0	0
Hispanic (valid until 03-31-04)	0	0	0	0	0	0
<b>Sub-Totals</b>	<b>5,364</b>	<b>267</b>	<b>0</b>	<b>0</b>	<b>0</b>	<b>0</b>

Racial/Ethnic Characteristics

Annual Number Served. (Including Residential and Non-Residential Services)

Objectives/Outcomes	2/1		2/2		2/3	
	Totals	Hispanic	Totals	Hispanic	Totals	Hispanic
White	742	480	0	0	0	0
Black/African American	1,202	28	0	0	0	0
Asian	6	0	0	0	0	0
American Indian/Alaskan Native	11	0	0	0	0	0
Native Hawaiian/Other Pacific Islander	6	0	0	0	0	0
American Indian/Alaskan Native & White	5	0	0	0	0	0
Asian & White	1	0	0	0	0	0
Black/African American & White	3	0	0	0	0	0
Amer. Indian/Alaskan Native & Black/African Amer.	1	0	0	0	0	0
Other multi-racial	141	0	0	0	0	0
Asian/Pacific Islander (valid until 03-31-04)	0	0	0	0	0	0
Hispanic (valid until 03-31-04)	0	0	0	0	0	0
<b>Sub-Totals</b>	<b>2,118</b>	<b>508</b>	<b>0</b>	<b>0</b>	<b>0</b>	<b>0</b>

Racial/Ethnic Characteristics

Annual Number Served. (Including Residential and Non-Residential Services)

Objectives/Outcomes	3/1		3/2		3/3	
	Totals	Hispanic	Totals	Hispanic	Totals	Hispanic
White	0	0	0	0	0	0
Black/African American	0	0	0	0	0	0
Asian	0	0	0	0	0	0
American Indian/Alaskan Native	0	0	0	0	0	0
Native Hawaiian/Other Pacific Islander	0	0	0	0	0	0
American Indian/Alaskan Native & White	0	0	0	0	0	0
Asian & White	0	0	0	0	0	0
Black/African American & White	0	0	0	0	0	0
Amer. Indian/Alaskan Native & Black/African Amer.	0	0	0	0	0	0
Other multi-racial	0	0	0	0	0	0
Asian/Pacific Islander (valid until 03-31-04)	0	0	0	0	0	0
Hispanic (valid until 03-31-04)	0	0	0	0	0	0
<b>Sub-Totals</b>	<b>0</b>	<b>0</b>	<b>0</b>	<b>0</b>	<b>0</b>	<b>0</b>
<b>Totals</b>	<b>7,482</b>	<b>775</b>	<b>0</b>	<b>0</b>	<b>0</b>	<b>0</b>

*This page intentionally left blank.*

**HOUSING  
OPPORTUNITIES  
FOR PERSONS  
WITH AIDS  
(HOPWA)**

*This page intentionally left blank.*

**28. FORM: HUD-40110-D**

*This page intentionally left blank.*





# **Housing Opportunities for Persons With AIDS (HOPWA) Program**

## **Consolidated Annual Performance and Evaluation Report (CAPER) Measuring Performance Outcomes**

OMB Number 2506-0133 (Expiration Date: 08/31/2011)

The HOPWA CAPER report for formula grantees provides annual information on program accomplishments in meeting the program's performance outcome measure: maintain housing stability; improve access to care; and reduce the risk of homelessness for low-income persons and their families living with HIV/AIDS. This information is also covered under the Consolidated Plan Management Process (CPMP) report and includes Narrative Responses and Performance Charts required under the Consolidated Planning Regulations. The public reporting burden for the collection of information is estimated to average 45 hours per manual response, or less if an automated data collection and retrieval system is in use, along with 68 hours for record keeping, including the time for reviewing instructions, searching existing data sources, gathering and maintaining the data needed, and completing and reviewing the collection of information. Grantees are required to report on the activities undertaken only, thus there may be components of these reporting requirements that may not be applicable. This agency may not conduct or sponsor, and a person is not required to respond to a collection of information unless that collection displays a valid OMB control number.

**Overview.** The Consolidated Annual Performance and Evaluation Report (CAPER) provides annual performance reporting on client outputs and outcomes that enables an assessment of grantee performance in achieving the housing stability outcome measure. The CAPER, in conjunction with the Integrated Disbursement Information System (IDIS), fulfills statutory and regulatory program reporting requirements and provides the grantee and HUD with the necessary information to assess the overall program performance and accomplishments against planned goals and objectives

HOPWA formula grantees are required to submit a CAPER, and complete annual performance information for all activities undertaken during each program year in the IDIS, demonstrating coordination with other Consolidated Plan resources. HUD uses the CAPER and IDIS data to obtain essential information on grant activities, project sponsors, housing sites, units and households, and beneficiaries (which includes racial and ethnic data on program participants). The Consolidated Plan Management Process tool (CPMP) provides an optional tool to integrate the reporting of HOPWA specific activities with other planning and reporting on Consolidated Plan activities.

The revisions contained within this edition are designed to accomplish the following: (1) provide for an assessment of unmet need; (2) streamline reporting sources and uses of leveraged resources; (3) differentiate client outcomes for temporary/short-term and permanent facility-based assistance; (4) clarify indicators for short-term efforts and reducing the risk of homelessness; and (5) clarify indicators for Access to Care and Support for this special needs population. In addition, grantees are requested to comply with the Federal Funding Accountability and Transparency Act 2006 (Public Law 109-282) which requires federal grant recipients to provide general information for all entities (including subrecipients) receiving \$25,000+ in federal funds.

#### **Table of Contents**

##### **PART 1: Executive Summary**

1. Grantee Information
2. Project Sponsor Information
3. Contractor(s) or Subcontractor(s) Information
  - A. Grantee and Community Overview
  - B. Annual Performance under the Action Plan
  - C. Barriers or Trends Overview
  - D. Assessment of Unmet Housing Needs

##### **PART 2: Sources of Leveraging**

##### **PART 3: Accomplishment Data**

##### **PART 4: Summary of Performance Outcomes**

1. Housing Stability: Permanent Housing and Related Facilities
2. Prevention of Homelessness: Short-Term Housing Payments
3. Access to Care and Support: Housing Assistance with Supportive Services

##### **PART 5: Worksheet - Determining Housing Stability Outcomes**

##### **PART 6: Certification of Continued Use for HOPWA Facility-Based Stewardship Units (Only)**

**Central Contractor Registration (CCR):** *This is a new reporting requirement effective October 1, 2009.* The primary registrant database for the U.S. Federal Government; CCR collects, validates, stores, and disseminates data in support of agency acquisition missions, including Federal agency contract and assistance awards. Both current and potential federal government registrants are required to register in CCR in order to be awarded contracts by the federal government. Registrants must update or renew their registration at least once per year to maintain an active status. Although recipients of direct federal contracts and grant awards have been required to be registered with CCR since 2003, this requirement is now being extended to indirect recipients of federal funds with the passage of ARRA. Per ARRA (American Recovery and Reinvestment Act) and FFATA (Federal Funding Accountability and Transparency Act) federal regulations, all sub-grantees or subcontractors receiving federal grant awards or contracts must have a DUNS (Data Universal Numbering System) Number and be registered with the CCR (Central Contractor Registration).

**Continued Use Periods.** Grantees that use HOPWA funds for new construction, acquisition, or substantial rehabilitation are required to operate their facilities for ten years for HOPWA-eligible beneficiaries. For the years in which grantees do not receive and expend HOPWA funding for these activities, the grantee must submit an Annual Certification of Continued Project Operation throughout the required use periods. This certification is included in Part 5 in CAPER.

**Final Assembly of Report.** After the entire report is assembled, please number each page sequentially.

**Filing Requirements.** Within 90 days of the completion of each program year, grantees must submit their completed CAPER to the CPD Director in the grantee's State or Local HUD Field Office, and to the HOPWA Program Office: Office of HIV/AIDS Housing, Room 7212, U.S. Department of Housing and Urban Development, 451 Seventh Street, SW, Washington, D.C. 20410.

**Definitions: Facility-Based Housing Assistance:** All HOPWA housing expenditures which provide support to facilities, including community residences, SRO dwellings, short-term or transitional facilities, project-based units, master leased units, scattered site units leased by the organization, and other housing facilities approved by HUD.

**Grassroots Organization:** An organization headquartered in the local community where it provides services; has a social services budget of \$300,000 or less annually; and six or fewer full-time equivalent employees. Local affiliates of national or larger organizations are not considered "grassroots."

**Housing Assistance Total:** The non-duplicated number of households receiving housing subsidies and residing in units of facilities that were dedicated to persons living with HIV/AIDS and their families that were supported with HOPWA or leveraged funds during this operating year.

**In-kind Leveraged Resources:** These involve additional types of support provided to assist HOPWA beneficiaries such as volunteer services, materials, use of equipment and building space. The actual value of the support can be the contribution of professional services, based on customary rates for this specialized support, or actual costs contributed from other leveraged resources. In determining a rate for the contribution of volunteer time and services, use the rate established in HUD notices, such as the rate of ten dollars per hour. The value of any donated material, equipment, building, or lease should be based on the fair market value at time of donation. Related documentation can be from recent bills of sales, advertised prices, appraisals, or other information for comparable property similarly situated.

**Leveraged Funds:** The amount of funds expended during the operating year from non-HOPWA federal, state, local, and private sources by grantees or sponsors in dedicating assistance to this client population. Leveraged funds or other assistance used directly in HOPWA program delivery.

**Output:** The number of units of housing or households that receive HOPWA housing assistance during the operating year.

**Outcome:** The HOPWA assisted households who have been enabled to establish or better maintain a stable living environment in housing that is safe, decent, and sanitary, (per the regulations at 24 CFR 574.310(b)) and to reduce the risks of homelessness, and improve access to HIV treatment and other health care and support. The goal that eighty percent of HOPWA clients will maintain housing stability, avoid homelessness, and access care by 2011.

**Permanent Housing Placement:** A supportive housing service that helps establish the household in the housing unit, including reasonable costs for security deposits not to exceed two months of rental costs).

**Program Income:** Gross income directly generated from the use of HOPWA funds, including repayments. See grant administration requirements on program income for state and local governments at 24 CFR 85.25, or for non-profits at 24 CFR 84.24.

**Short-Term Rent, Mortgage and Utility Payments (STRMU):** Subsidy or payments subject to the 21-week limited time period to prevent the homelessness of a household (e.g., HOPWA short-term rent, mortgage and utility payments).

**Stewardship Units:** Units developed, where HOPWA funds were used for acquisition, new construction and rehabilitation, but no longer receive operating subsidies. Report information for the units subject to the three-year use agreement if rehabilitation is non-substantial, and those subject to the ten-year use agreement if rehabilitation is substantial.

**Tenant-Based Rental Assistance: (TBRA):** An on-going rental housing subsidy for units leased by the client, where the amount is determined based in part on household income and rent costs. Project-based costs are considered facility-based expenditures.

**Total by Type of Housing Assistance/Services:** The non-duplicated households assisted in units by type of housing assistance dedicated to persons living with HIV/AIDS and their families or services provided that were supported with HOPWA and leveraged funds during the operating year

# Housing Opportunities for Persons with AIDS (HOPWA) Consolidated Annual Performance and Evaluation Report - Measuring Performance Outcomes

OMB Number 2506-0133 (Expiration Date: 08/31/2011)

## Part 1: Grantee Executive Summary

As applicable, complete the charts below followed by the submission of a written narrative to questions A through C, and the completion of Chart D. Chart 1 requests general grantee information and Chart 2 is to be completed for each organization selected or designated as a project sponsor, as defined by CFR 574.3. In Chart 3, indicate each subrecipient organization with a contract/agreement of \$25,000 or greater that assists grantees or project sponsors carrying out their activities. Agreements include: grants, subgrants, loans, awards, cooperative agreements, and other forms of financial assistance; and contracts, subcontracts, purchase orders, task orders, and delivery orders. These elements address requirements in the Federal Funding and Accountability and Transparency Act of 2006 (Public Law 109-282).

### 1. Grantee Information

<b>HUD Grant Number</b> TXH08-F001; TXH09-F001; TXH10-F001		<b>Operating Year for this report</b> <i>From (mm/dd/yy)</i> 10/1/2010 <i>To (mm/dd/yy)</i> 9/30/2011		
<b>Grantee Name</b> City of Dallas				
<b>Business Address</b>		1500 Marilla 6DN		
<b>City, County, State, Zip</b>		Dallas	Dallas	TX 75201
<b>Employer Identification Number (EIN) or Tax Identification Number (TIN)</b>		75-6000508		
<b>DUN &amp; Bradstreet Number (DUNs):</b>		196616478	<b>Central Contractor Registration (CCR):</b> Is the grantee's CCR status currently active? (See pg 2 of instructions) <input checked="" type="checkbox"/> Yes <input type="checkbox"/> No	
<b>*Congressional District of Business Address</b>		30		
<b>*Congressional District of Primary Service Area(s)</b>		3, 5, 24, 30, 32		
<b>*Zip Code(s) of Primary Service Area(s)</b>		75201, 75202, 75203, 75204, 75205, 75206, 75207, 75208, 75209, 75210, 75211, 75212, 75214, 75215, 75216, 75217, 75218, 75219, 75220, 75223, 75224, 75225, 75226, 75227, 75228, 75229, 75230, 75231, 75232, 75233, 75234, 75235, 75236, 74237, 75238, 75240, 75241, 75243, 75244, 75246, 75248, 75249, 75251, 75252, 75253, 75270, 75287		
<b>City(ies) and County(ies) of Primary Service Area(s)</b>		Dallas (city)		Dallas (county)
<b>Organization's Website Address</b> www.dallascityhall.com/housing/index.html		<b>Does your organization maintain a waiting list?</b> <input type="checkbox"/> Yes <input checked="" type="checkbox"/> No <b>If yes, explain in the narrative section how this list is administered.</b>		
<b>Have you prepared any evaluation report?</b> <i>If so, please indicate its location on an Internet site (url) or attach copy.</i>  No				

\* Service delivery area information only needed for program activities being directly carried out by the grantee

**Note:** The Grantee and Project Sponsors may serve clients residing within any one of the eight counties comprising the Dallas Eligible Metropolitan Statistical Area (Dallas EMSA), including Collin, Dallas, Delta, Denton, Ellis, Hunt, Kaufman, and Rockwall counties. The Primary Service Areas represented here reflect those cities, counties, and zip codes primarily served by the agency, but these are not exclusive (except as bounded by the Dallas EMSA).

## 2. Project Sponsor Information

In Chart 2, provide the following information for each organization designated or selected to serve as a project sponsor, as defined by CFR 574.3.

<b>Project Sponsor Agency Name</b> Health Services of North Texas, Inc. (formerly AIDS Services of North Texas, Inc.)		<b>Parent Company Name, if applicable</b>		
<b>Name and Title of Contact at Project Sponsor Agency</b>		Ronald G. Aldridge, Ph.D., Executive Director		
<b>Email Address</b>		raldridge@healthntx.org		
<b>Business Address</b>		4210 Mesa Drive		
<b>City, County, State, Zip,</b>		Denton	Denton	TX 76207
<b>Phone Number (with area codes)</b>		(940) 381-1501	<b>Fax Number (with area code)</b> (940) 566-8059	
<b>Employer Identification Number (EIN) or Tax Identification Number (TIN)</b>		75-2252866		
<b>DUN &amp; Bradstreet Number (DUNs)</b>		928920180	<b>Central Contractor Registration (CCR): Is the sponsor's CCR status currently active?</b> (See pg 2 of instructions) <input checked="" type="checkbox"/> Yes <input type="checkbox"/> No	
<b>Congressional District of Business Location of Sponsor</b>		26		
<b>Congressional District(s) of Primary Service Area(s)</b>		3, 4, 5, 6, 24, 26		
<b>Zip Code(s) of Primary Service Area(s)</b>		See below		
<b>City(ies) and County(ies) of Primary Service Area(s)</b>		See below Collin, Delta, Denton, Ellis, Hunt, Kaufman, Rockwall		
<b>Total HOPWA contract amount for this Organization</b>		\$518,950		
<b>Organization's Website Address</b> www.healthntx.org		<b>Does your organization maintain a waiting list?</b> <input checked="" type="checkbox"/> Yes <input type="checkbox"/> No (TBRA Only)		
<b>Is the sponsor a nonprofit organization?</b> <input checked="" type="checkbox"/> Yes <input type="checkbox"/> No  <i>Please check if yes and a faith-based organization.</i> <input type="checkbox"/> <i>Please check if yes and a grassroots organization.</i> <input type="checkbox"/>		<b>If yes, explain in the narrative section how this list is administered.</b>		

County	Zip Codes	Cities
Collin County	75002, 75009, 75013, 75024, 75025, 75026, 75035, 75069, 75070, 75071, 75074, 75075, 75078, 75086, 75093, 75084, 75097, 75098, 75121, 75164, 75166, 75252, 75287, 75407, 75409, 75424, 75442, 75454, 75485, 79077, 79095, 79230, 79251	Allen, Anna, Blue Ridge, Celina, Fairview, Farmersville, Frisco, Josephine, Lavon, Lowry Crossing, Lucas, McKinney, Melissa, Murphy, Nevada, New Hope, Parker, Plano, Princeton, Prosper, St. Paul, Westminster, Weston, Wylie
Delta County	75415, 75432, 75441, 75448, 75450, 75469	Ben Franklin, Cooper, Enloe, Klondike, Lake Creek, Pecan Gap
Denton County	75007, 75010, 75022, 75027, 75028, 75029, 75034, 75056, 74057, 75065, 75067, 75068, 75077, 76201, 76202, 76203, 76204, 76205, 76206, 76207, 76208, 76209, 76210, 76226, 76227, 76247, 76249, 76258, 76259, 76262, 762,66, 76299	Argyle, Aubrey, Bartonville, Carrollton, Clark, Copper Canyon, Corinth, Corral City, Cross Roads, Denton, Double Oak, Flower Mound, Hackberry, Hebron, Hickory Creek, Highland Village, Justin, Krugerville, Krum, Lake Dallas, Lakewood Village, Lewisville, Lincoln Park, Little Elm, Marshall Creek, Northlake, Oak Point, Pilot Point, Ponder, Roanoke, Sanger, Shady Shores, The Colony, Trophy Club
Ellis County	75101, 75119, 75120, 75125, 75152, 75154, 75165, 75167, 75168, 76041, 76064, 76065, 76623, 76651, 76670	Alma, Bardwell, Ennis, Ferris, Garrett, Italy, Maypearl, Midlothian, Milford, Oak Leaf, Ovilla, Palmer, Pecan Hill, Red Oak, Waxahachie
Hunt County	75135, 75401, 75402, 75403, 75404, 75422, 75423, 75428, 75429, 75453, 75458, 75474, 75496	Caddo Mills, Celeste, Commerce, Greenville, Hawk Cove, Lone Oak, Merit, Neylandville, Quinlan, West Tawakoni, Wolfe City
Kaufman County	75114, 75118, 75126, 75142, 75143, 75147, 75157, 75158, 75160, 75161	Combine, Cottonwood, Crandall, Elmo, Forney, Grays Prairie, Kaufman, Kemp, Mabank, Oak Grove, Oak Ridge, Post Oak Bend City, Rosser, Scurry, Talty, Terrell
Rockwall County	75032, 75087, 75132, 75189	Fate, Heath, McLendon-Chisholm, Mobile City, Rockwall, Royce City

<b>Project Sponsor Agency Name</b> City of Dallas (as Grantee providing direct services)		<b>Parent Company Name, if applicable</b>		
<b>Name and Title of Contact at Project Sponsor Agency</b>		Jerry Killingsworth, Director, Housing/Community Services Department		
<b>Email Address</b>		j.killingsworth@dallascityhall.com		
<b>Business Address</b>		1500 Marilla 6DN		
<b>City, County, State, Zip,</b>		Dallas	Dallas	TX 75201
<b>Phone Number (with area codes)</b>		(214) 670-3696	<b>Fax Number (with area code)</b> (214) 670-3863	
<b>Employer Identification Number (EIN) or Tax Identification Number (TIN)</b>		75-6000508		
<b>DUN &amp; Bradstreet Number (DUNs)</b>		196616478	<b>Central Contractor Registration (CCR): Is the sponsor's CCR status currently active?</b> (See pg 2 of instructions) <input checked="" type="checkbox"/> Yes <input type="checkbox"/> No	
<b>Congressional District of Business Location of Sponsor</b>		30		
<b>Congressional District(s) of Primary Service Area(s)</b>		3, 5, 24, 30, 32		
<b>Zip Code(s) of Primary Service Area(s)</b>		75201, 75202, 75203, 75204, 75205, 75206, 75207, 75208, 75209, 75210, 75211, 75212, 75214, 75215, 75216, 75217, 75218, 75219, 75220, 75223, 75224, 75225, 75226, 75227, 75228, 75229, 75230, 75231, 75232, 75233, 75234, 75235, 75236, 74237, 75238, 75240, 75241, 75243, 75244, 75246, 75248, 75249, 75251, 75252, 75253, 75270, 75287		
<b>City(ies) and County(ies) of Primary Service Area(s)</b>		Dallas (city)	Dallas (county)	
<b>Total HOPWA contract amount for this Organization</b>		\$800,000		
<b>Organization's Website Address</b> www.dallascityhall.com/housing/index.html		<b>Does your organization maintain a waiting list?</b> <input type="checkbox"/> Yes <input checked="" type="checkbox"/> No		
<b>Is the sponsor a nonprofit organization?</b> <input type="checkbox"/> Yes <input checked="" type="checkbox"/> No  Please check if yes and a faith-based organization. <input type="checkbox"/> Please check if yes and a grassroots organization. <input type="checkbox"/>		<b>If yes, explain in the narrative section how this list is administered.</b>		

<b>Project Sponsor Agency Name</b> Dallas County Health and Human Services		<b>Parent Company Name, if applicable</b>		
<b>Name and Title of Contact at Project Sponsor Agency</b>		Karin Petties, Assistant Director, Ryan White Compliance		
<b>Email Address</b>		KPetties@dallascounty.org		
<b>Business Address</b>		2377 North Stemmons Freeway, Suite 200, LB-16		
<b>City, County, State, Zip,</b>		Dallas	Dallas	TX 75207
<b>Phone Number (with area codes)</b>		(214) 819-1841	<b>Fax Number (with area code)</b> (214) 819-6023	
<b>Employer Identification Number (EIN) or Tax Identification Number (TIN)</b>		75-6000905		
<b>DUN &amp; Bradstreet Number (DUNs)</b>		073128597	<b>Central Contractor Registration (CCR): Is the sponsor's CCR status currently active?</b> (See pg 2 of instructions) <input checked="" type="checkbox"/> Yes <input type="checkbox"/> No	
<b>Congressional District of Business Location of Sponsor</b>		30		
<b>Congressional District(s) of Primary Service Area(s)</b>		3, 5, 24, 26, 30, 32		
<b>Zip Code(s) of Primary Service Area(s)</b>		75001, 75006, 75011, 75014, 75015, 75016, 75017, 75019, 75030, 75037, 75038, 75039, 75040, 75041, 75042, 75043, 75044, 75045, 75047, 75048, 75049, 75050, 75051, 75052, 75053, 75054, 75060, 75061, 75062, 75063, 75080, 75081, 75082, 75083, 75085, 75088, 75089, 75099, 75104, 74106, 75115, 75116, 75123, 75134, 75137, 75138, 75141, 75146, 75149, 75150, 75159, 75172, 75180, 75181, 85185, 75187, 75201, 75202, 75203, 75204, 75205, 75206, 75207, 75208, 75209, 75210, 75211, 75212, 75214, 75215, 75216, 75217, 75218, 75219, 75220, 75223, 75224, 75225, 75226, 75227, 75228, 75229, 75230, 75231, 75232, 75233, 75234, 75235, 75236, 74237, 75238, 75240, 75241, 75243, 75244, 75246, 75248, 75249, 75251, 75252, 75253, 75270, 75287, 75301, 75303, 75310, 75312, 75313, 75315, 75320, 75323, 75326, 75334, 75336, 75339, 75340, 75342, 75343, 75344, 75353, 75354, 75355, 75356, 75357, 75358, 75359, 75360, 75363, 75364, 75367, 75368, 75370, 75371, 75372, 75373, 75374, 75376, 75378, 75379, 75380, 75381, 75383, 75386, 75387, 75388, 75389, 75390, 75391, 75392, 75393, 75394, 75395, 75396, 75397, 75398		
<b>City(ies) and County(ies) of Primary Service Area(s)</b>		Addison, Balch Springs, Carrollton, Cedar Hill, Cockrell, Coppell, Dallas, DeSoto, Duncanville, Farmers Branch, Garland, Glenn Heights, Grand Prairie, Highland Park, Hutchins, Irving, Lancaster, Mesquite, Richardson, Rowlett, Sachse, Seagoville, Sunnyvale, University Park, Wilmer (cities)	Dallas (county)	
<b>Total HOPWA contract amount for this Organization</b>		\$1,423,100		
<b>Organization's Website Address</b> www.dallascounty.org/department/hhs/home.html		<b>Does your organization maintain a waiting list?</b> <input checked="" type="checkbox"/> Yes <input type="checkbox"/> No (TBRA Only)		
<b>Is the sponsor a nonprofit organization?</b> <input type="checkbox"/> Yes <input checked="" type="checkbox"/> No  Please check if yes and a faith-based organization. <input type="checkbox"/> Please check if yes and a grassroots organization. <input type="checkbox"/>		<b>If yes, explain in the narrative section how this list is administered.</b>		

<b>Project Sponsor Agency Name</b> Homeward Bound, Inc.		<b>Parent Company Name, if applicable</b>		
<b>Name and Title of Contact at Project Sponsor Agency</b>		Douglas Denton, Executive Director		
<b>Email Address</b>		ddenton@homewardboundinc.org		
<b>Business Address</b>		315 Sunset		
<b>City, County, State, Zip,</b>		Dallas	Dallas	TX 75208
<b>Phone Number (with area codes)</b>		(214) 941-3500	<b>Fax Number (with area code)</b> (214) 941-3422	
<b>Employer Identification Number (EIN) or Tax Identification Number (TIN)</b>		74-2127841		
<b>DUN &amp; Bradstreet Number (DUNs)</b>		788403020	<b>Central Contractor Registration (CCR): Is the sponsor's CCR status currently active?</b> (See pg 2 of instructions) <input checked="" type="checkbox"/> Yes <input type="checkbox"/> No	
<b>Congressional District of Business Location of Sponsor</b>		32		
<b>Congressional District(s) of Primary Service Area(s)</b>		3, 5, 24, 30, 32		
<b>Zip Code(s) of Primary Service Area(s)</b>		75201, 75202, 75203, 75204, 75205, 75206, 75207, 75208, 75209, 75210, 75211, 75212, 75214, 75215, 75216, 75217, 75218, 75219, 75220, 75223, 75224, 75225, 75226, 75227, 75228, 75229, 75230, 75231, 75232, 75233, 75234, 75235, 75236, 74237, 75238, 75240, 75241, 75243, 75244, 75246, 75248, 75249, 75251, 75252, 75253, 75270, 75287		
<b>City(ies) and County(ies) of Primary Service Area(s)</b>		Dallas (city)	Dallas (county)	
<b>Total HOPWA contract amount for this Organization</b>		\$179,000		
<b>Organization's Website Address</b> www.homewardboundinc.org		<b>Does your organization maintain a waiting list?</b> <input type="checkbox"/> Yes <input checked="" type="checkbox"/> No <b>If yes, explain in the narrative section how this list is administered.</b>		
<b>Is the sponsor a nonprofit organization?</b> <input checked="" type="checkbox"/> Yes <input type="checkbox"/> No  <i>Please check if yes and a faith-based organization.</i> <input type="checkbox"/> <i>Please check if yes and a grassroots organization.</i> <input type="checkbox"/>				



<b>Project Sponsor Agency Name</b> Legacy Counseling Center, Inc.		<b>Parent Company Name, if applicable</b>		
<b>Name and Title of Contact at Project Sponsor Agency</b>		Melissa Grove, MS, LPC, Executive Director		
<b>Email Address</b>		legacycounseling@aol.com		
<b>Business Address</b>		4054 McKinney Avenue, Suite 102		
<b>City, County, State, Zip,</b>		Dallas	Dallas	TX 75204
<b>Phone Number (with area codes)</b>		(214) 520-6308		<b>Fax Number (with area code)</b> (214) 521-9172
<b>Employer Identification Number (EIN) or Tax Identification Number (TIN)</b>		75-2296536		
<b>DUN &amp; Bradstreet Number (DUNs)</b>		788902971		<b>Central Contractor Registration (CCR): Is the sponsor's CCR status currently active?</b> (See pg 2 of instructions) <input checked="" type="checkbox"/> Yes <input type="checkbox"/> No
<b>Congressional District of Business Location of Sponsor</b>		32		
<b>Congressional District(s) of Primary Service Area(s)</b>		3, 5, 24, 30, 32		
<b>Zip Code(s) of Primary Service Area(s)</b>		75201, 75202, 75203, 75204, 75205, 75206, 75207, 75208, 75209, 75210, 75211, 75212, 75214, 75215, 75216, 75217, 75218, 75219, 75220, 75223, 75224, 75225, 75226, 75227, 75228, 75229, 75230, 75231, 75232, 75233, 75234, 75235, 75236, 74237, 75238, 75240, 75241, 75243, 75244, 75246, 75248, 75249, 75251, 75252, 75253, 75270, 75287		
<b>City(ies) and County(ies) of Primary Service Area(s)</b>		Dallas (city)		Dallas (county)
<b>Total HOPWA contract amount for this Organization</b>		\$208,941 (Operations) + \$7,000 (Rehab/Repair)		
<b>Organization's Website Address</b> www.legacycounseling.org		<b>Does your organization maintain a waiting list?</b> <input checked="" type="checkbox"/> Yes <input type="checkbox"/> No		
<b>Is the sponsor a nonprofit organization?</b> <input checked="" type="checkbox"/> Yes <input type="checkbox"/> No		<b>If yes, explain in the narrative section how this list is administered.</b>		
Please check if yes and a faith-based organization. <input type="checkbox"/>				
Please check if yes and a grassroots organization. <input type="checkbox"/>				

<b>Project Sponsor Agency Name</b> My Second Chance, Inc.		<b>Parent Company Name, if applicable</b>		
<b>Name and Title of Contact at Project Sponsor Agency</b>		Royce Adams, Executive Director		
<b>Email Address</b>		royceadams@mysecondchanceinc.org		
<b>Business Address</b>		4347 S. Hampton Rd, Suite 277		
<b>City, County, State, Zip,</b>		Dallas	Dallas	TX 75232
<b>Phone Number (with area codes)</b>		(214) 374-1104		<b>Fax Number (with area code)</b> (214) 374-7099
<b>Employer Identification Number (EIN) or Tax Identification Number (TIN)</b>		75-2850274		
<b>DUN &amp; Bradstreet Number (DUNs)</b>		169823106	<b>Central Contractor Registration (CCR): Is the sponsor's CCR status currently active?</b> (See pg 2 of instructions) <input checked="" type="checkbox"/> Yes <input type="checkbox"/> No	
<b>Congressional District of Business Location of Sponsor</b>		30		
<b>Congressional District(s) of Primary Service Area(s)</b>		3, 5, 24, 30, 32		
<b>Zip Code(s) of Primary Service Area(s)</b>		75201, 75202, 75203, 75204, 75205, 75206, 75207, 75208, 75209, 75210, 75211, 75212, 75214, 75215, 75216, 75217, 75218, 75219, 75220, 75223, 75224, 75225, 75226, 75227, 75228, 75229, 75230, 75231, 75232, 75233, 75234, 75235, 75236, 74237, 75238, 75240, 75241, 75243, 75244, 75246, 75248, 75249, 75251, 75252, 75253, 75270, 75287		
<b>City(ies) and County(ies) of Primary Service Area(s)</b>		Dallas (city)	Dallas (county)	
<b>Total HOPWA contract amount for this Organization</b>		\$175,810		
<b>Organization's Website Address</b> www.mysecondchanceinc.org		<b>Does your organization maintain a waiting list?</b> <input checked="" type="checkbox"/> Yes <input type="checkbox"/> No		
<b>Is the sponsor a nonprofit organization?</b> <input checked="" type="checkbox"/> Yes <input type="checkbox"/> No		<b>If yes, explain in the narrative section how this list is administered.</b>		
Please check if yes and a faith-based organization. <input type="checkbox"/>				
Please check if yes and a grassroots organization. <input type="checkbox"/>				

<b>Project Sponsor Agency Name</b> Open Arms, Inc. dba Bryan's House		<b>Parent Company Name, if applicable</b>		
<b>Name and Title of Contact at Project Sponsor Agency</b>		David Thomas, Executive Director		
<b>Email Address</b>		davidthomas@bryanshouse.org		
<b>Business Address</b>		P. O. Box 35868 (Confidential Location)		
<b>City, County, State, Zip,</b>		Dallas	Dallas	TX 75235
<b>Phone Number (with area codes)</b>		(214) 559-3946		<b>Fax Number (with area code)</b> (214) 559-2827
<b>Employer Identification Number (EIN) or Tax Identification Number (TIN)</b>		75-2217559		
<b>DUN &amp; Bradstreet Number (DUNs)</b>		614600559		<b>Central Contractor Registration (CCR): Is the sponsor's CCR status currently active?</b> (See pg 2 of instructions) <input checked="" type="checkbox"/> Yes <input type="checkbox"/> No
<b>Congressional District of Business Location of Sponsor</b>		30		
<b>Congressional District(s) of Primary Service Area(s)</b>		3, 5, 24, 30, 32		
<b>Zip Code(s) of Primary Service Area(s)</b>		75201, 75202, 75203, 75204, 75205, 75206, 75207, 75208, 75209, 75210, 75211, 75212, 75214, 75215, 75216, 75217, 75218, 75219, 75220, 75223, 75224, 75225, 75226, 75227, 75228, 75229, 75230, 75231, 75232, 75233, 75234, 75235, 75236, 74237, 75238, 75240, 75241, 75243, 75244, 75246, 75248, 75249, 75251, 75252, 75253, 75270, 75287		
<b>City(ies) and County(ies) of Primary Service Area(s)</b>		Dallas (city)		Dallas (county)
<b>Total HOPWA contract amount for this Organization</b>		\$48,750		
<b>Organization's Website Address</b> www.bryanshouse.org		<b>Does your organization maintain a waiting list?</b> <input type="checkbox"/> Yes <input checked="" type="checkbox"/> No <b>If yes, explain in the narrative section how this list is administered.</b>		
<b>Is the sponsor a nonprofit organization?</b> <input checked="" type="checkbox"/> Yes <input type="checkbox"/> No  Please check if yes and a faith-based organization. <input type="checkbox"/> Please check if yes and a grassroots organization. <input type="checkbox"/>				

<b>Project Sponsor Agency Name</b> PWA Coalition of Dallas, Inc. dba AIDS Services of Dallas		<b>Parent Company Name, if applicable</b>		
<b>Name and Title of Contact at Project Sponsor Agency</b>		Don Maison, President and Chief Executive Officer		
<b>Email Address</b>		dmaison@aidsdallas.org		
<b>Business Address</b>		400 S. Zang Blvd., Suite 610		
<b>City, County, State, Zip,</b>		Dallas	Dallas	TX 75208
<b>Phone Number (with area codes)</b>		(214) 941-0523	<b>Fax Number (with area code)</b> (214) 941-8144	
<b>Employer Identification Number (EIN) or Tax Identification Number (TIN)</b>		75-2144519		
<b>DUN &amp; Bradstreet Number (DUNs)</b>		603351693	<b>Central Contractor Registration (CCR): Is the sponsor's CCR status currently active?</b> (See pg 2 of instructions) <input checked="" type="checkbox"/> Yes <input type="checkbox"/> No	
<b>Congressional District of Business Location of Sponsor</b>		32		
<b>Congressional District(s) of Primary Service Area(s)</b>		3, 5, 24, 30, 32		
<b>Zip Code(s) of Primary Service Area(s)</b>		75201, 75202, 75203, 75204, 75205, 75206, 75207, 75208, 75209, 75210, 75211, 75212, 75214, 75215, 75216, 75217, 75218, 75219, 75220, 75223, 75224, 75225, 75226, 75227, 75228, 75229, 75230, 75231, 75232, 75233, 75234, 75235, 75236, 74237, 75238, 75240, 75241, 75243, 75244, 75246, 75248, 75249, 75251, 75252, 75253, 75270, 75287		
<b>City(ies) and County(ies) of Primary Service Area(s)</b>		Dallas (city)	Dallas (county)	
<b>Total HOPWA contract amount for this Organization</b>		\$1,251,016		
<b>Organization's Website Address</b> www.aidsdallas.org		<b>Does your organization maintain a waiting list?</b> <input checked="" type="checkbox"/> Yes <input type="checkbox"/> No <b>If yes, explain in the narrative section how this list is administered.</b>		
<b>Is the sponsor a nonprofit organization?</b> <input checked="" type="checkbox"/> Yes <input type="checkbox"/> No  Please check if yes and a faith-based organization. <input type="checkbox"/> Please check if yes and a grassroots organization. <input type="checkbox"/>				

### 3. Subrecipient Information

In Chart 3, provide the following information for each subrecipient with a contract/agreement of \$25,000 or greater that assist the grantee or project sponsor to carry out their administrative or service delivery functions. Agreements include: grants, subgrants, loans, awards, cooperative agreements, and other forms of financial assistance; and contracts, subcontracts, purchase orders, task orders, and delivery orders. (Organizations listed may have contracts with project sponsors or other organizations beside the grantee.) These elements address requirements in the Federal Funding and Accountability and Transparency Act of 2006 (Public Law 109-282).

<b>Subrecipient Name</b>	None (No subrecipients)		<b>Parent Company Name, if applicable</b>	
<b>Name and Title of Contact at Subrecipient</b>				
<b>Email Address</b>				
<b>Business Address</b>				
<b>City, State, Zip, County</b>				
<b>Phone Number (with area code)</b>			<b>Fax Number (include area code)</b>	
<b>Employer Identification Number (EIN) or Tax Identification Number (TIN)</b>				
<b>DUN &amp; Bradstreet Number (DUNs):</b>			<b>Central Contractor Registration (CCR): if applicable. Is the subrecipient's CCR status currently active? (See pg 2 of instructions)</b> <input type="checkbox"/> Yes <input type="checkbox"/> No	
<b>North American Industry Classification System (NAICS) Code</b>				
<b>Congressional District of Location</b>				
<b>Congressional District of Primary Service Area</b>				
<b>Zip Code(s) of Primary Service Area(s)</b>				
<b>City (ies) and County (ies) of Primary Service Area(s)</b>				
<b>Total HOPWA Contract Amount</b>				

### **A. Grantee and Community Overview**

Provide a one to three page narrative summarizing major achievements and highlights that were proposed and completed during the program year. Include a brief description of the grant organization, area of service, the name(s) of the program contact(s), and an overview of the range/type of housing activities provided. This overview may be used for public information, including posting on HUD's website. *Note: Text fields are expandable.*

### **A. Grantee and Community Overview**

The City of Dallas is grantee of the HOPWA formula grant for the Dallas Eligible Metropolitan Statistical Area (Dallas EMSA). The City's Housing/Community Services Department administers the HOPWA grant, and provides management and oversight of the program. The HOPWA program year runs from October 1 through September 30.

The Dallas EMSA includes the City of Dallas and eight counties: Collin, Dallas, Delta, Denton, Ellis, Kaufman, Hunt, and Rockwall counties. The Dallas EMSA is very diverse ranging from a large metropolitan city to suburban communities to rural farmland. As of December 31, 2010, there are reported to be 15,874 persons living with HIV/AIDS in the Dallas EMSA, with 13,883 of those reported in Dallas County and 1,991 reported in rural/suburban counties.

The Dallas HOPWA program provides the following services: (1) tenant based rental assistance (TBRA); (2) short-term rent, mortgage, and utility assistance (STRMU); (3) facility based housing assistance, including the lease of certain facilities; and (4) other supportive services, consisting of homeless outreach and medically managed day care.

During the 2010-11 program year, the Dallas HOPWA program provided housing assistance for a total of 689 households (677 unduplicated households), comprised of 677 persons living with HIV/AIDS in the Dallas EMSA and 347 of their affected family members (total of 1,024 persons). Of these households, 193 received TBRA assistance and 301 received STRMU assistance, with 195 housed in facility-based housing. Overall, almost 98% of these households were able to achieve a level of housing stability either through remaining in permanent housing situations or being assisted on a temporary basis to maintain their home. In addition, 210 households received supportive services only, including homeless outreach, SSI/SSDI application assistance, and/or and medically managed child care.

During the 2010-11 program year, \$4,099,800 in HOPWA funding was expended, with \$2,629,087 in other funds leveraged to provide services for clients in the program, yielding a leveraging ratio of 64%. The City of Dallas has several community-based partners providing services to eligible persons under the HOPWA program. In addition to HOPWA, most of these partners receive funding for housing and other HIV/AIDS services from other grant sources (e.g., Ryan White grants and State of Texas HIV Health and Social Services (State Services grant), which are used in conjunction with HOPWA funding to provide clients with a broad range of supportive services in the continuum of care.

#### **Tenant Based Rental Assistance (TBRA) and Short-Term Rent, Mortgage, and Utility Assistance (STRMU)**

**Health Services of North Texas, Inc. (formerly AIDS Services of North Texas, Inc.)** provides STRMU and TBRA to eligible persons living primarily in Collin, Delta, Denton, Ellis, Hunt, Kaufman, and Rockwall Counties. HSNT serves persons in Delta County through referral from Special Health Resources of Texas, and persons in Ellis County through referral from AIDS Arms, Inc.

**City of Dallas, Housing/Community Services Department**, offers short-term rent, mortgage, and utility assistance at its Martin Luther King, Jr. Community Center and West Dallas Multipurpose Center, as well as housing placement and TBRA for homeless persons through the homeless assistance center, The Bridge, to eligible persons residing primarily in Dallas County.

**Dallas County Health and Human Services** provides tenant-based rental assistance and short-term rent, mortgage, and utility assistance to eligible persons living primarily in Dallas County.

#### **Facility Based Housing Assistance**

**AIDS Services of Dallas** operates four housing communities for persons with HIV/AIDS and their families, one of which is specifically designed for formerly homeless persons. The agency has the capacity to serve 225 men, women, and children, with a total of 152 bedrooms, in 125 privately configured units.

**Homeward Bound, Inc.** includes supportive housing for persons with HIV/AIDS who are exiting the agency's inpatient treatment facility and need transitional housing during outpatient treatment and beyond. The transitional housing unit is part of the treatment facility and has the capacity to serve six persons in five bedrooms (four single-occupancy rooms and one double-occupancy room).

**Legacy Counseling Center, Inc.** operates a special care facility, with 7 single-occupancy bedrooms, that provides hospice/respite care for individuals who are diagnosed as being in the final stages of the AIDS disease or who need respite care.

**My Second Chance, Inc.** operates a licensed assisted living facility providing supportive housing for women with HIV/AIDS and substance abuse issues. The facility has the capacity to serve six persons in three double-occupancy rooms.

#### **Other Supportive Services**

**City of Dallas, Housing/Community Services Department**, offers two supportive services programs: (1) an HIV/AIDS homeless outreach coordinator, who works to identify homeless persons with HIV/AIDS who may be eligible for HOPWA services and make them aware of services, and (2) a case manager who offers assistance to clients with filing/pursuing applications for SSI/SSDI benefits.

**Open Arms, Inc. dba Bryan's House** offers medically managed day care for children infected and affected by HIV/AIDS.

#### **Contact Information:**

For more information regarding the HOPWA Program in the Dallas EMSA, contact:

##### **Primary Contact:**

Lori Davidson, Coordinator III – Contracts and Grants  
Housing/Community Services Department  
City of Dallas  
1500 Marilla 6BN  
Dallas, TX 75201  
Phone: (214) 670-5560  
Fax: (214) 659-7041  
E-Mail: [lori.davidson@dallascityhall.com](mailto:lori.davidson@dallascityhall.com)

##### **Additional Contacts (with City of Dallas):**

Jerry Killingsworth, Director, Housing/Community Services Department  
Bernadette Mitchell, Assistant Director, Housing/Community Services Department  
Mamie Lewis, Manager, Contracts and Grants, Housing/Community Services Department

**B. Annual Performance under the Action Plan**

Provide a narrative addressing each of the following four items:

- 1. Outputs Reported.** Describe significant accomplishments or challenges in achieving the number of housing units supported and the number households assisted with HOPWA funds during this operating year compared to plans for this assistance, as approved in the Consolidated Plan/Action Plan. Describe how HOPWA funds were distributed during your program year among different categories of housing and geographic areas to address needs throughout the grant service area, consistent with approved plans.
- 2. Outcomes Assessed.** Assess program goals against actual client outcomes for achieving housing stability, reducing risks of homelessness, and improving access to care. If current year results are lower than the national program targets (80 percent of HOPWA clients maintain housing stability, avoid homelessness and access care), please describe the steps being taken to achieve the national outcome goal in next operating year.
- 3. Coordination.** Report on program coordination with other mainstream housing and supportive services resources, including the use of committed leveraging from other public and private sources that helped to address needs for eligible persons identified in the Consolidated Plan/Strategic Plan.
- 4. Technical Assistance.** Describe any program technical assistance needs and how they would benefit program beneficiaries.

**B. Annual Performance under the Action Plan**

**1. Outputs Reported**

**a. HOPWA Serving Persons with HIV/AIDS in the Dallas EMSA – Demographics**

The City of Dallas is grantee of the HOPWA formula grant for the Dallas Eligible Metropolitan Statistical Area (Dallas EMSA). The City’s Housing/Community Services Department administers the HOPWA grant, and provides overall management and oversight of the program. The HOPWA program year runs from October 1 through September 30.

The Dallas EMSA includes the City of Dallas, as well as Collin, Dallas, Delta, Denton, Ellis, Hunt, Kaufman, and Rockwall counties. The Dallas EMSA is very diverse ranging from a large metropolitan city to suburban communities to rural farmland. It covers an area of almost 5,600 square miles and includes a population of 4.4 million, with approximately 15,874 of those living with HIV/AIDS, as reflected in the chart below.

County	Square Miles	Population*	Persons Living with HIV/AIDS**
Collin	847.56	815,101	924
Dallas	879.60	2,493,102	13,883
Delta	277.08	5,460	2
Denton	888.54	675,377	686
Ellis	939.91	155,062	132
Hunt	841.16	83,679	80
Kaufman	786.04	105,489	120
Rockwall	128.79	83,701	47
<b>TOTAL</b>	<b>5,588.68</b>	<b>4,416,971</b>	<b>15,874</b>

*\*Population data based on July 1, 2010 estimate published by the U.S. Census Bureau  
\*\*Persons living with HIV/AIDS based on preliminary data for 2010 HIV/STD Surveillance Data as of 12/31/10 received by e-mail dated July 13, 2011 from Texas Department of State Health Services*



During the 2010-11 program year, the HOPWA program provided housing assistance to 677 persons living with HIV/AIDS in the Dallas EMSA, along with 347 family members residing with them. In addition, 210 households received supportive services only, including homeless outreach, SSI/SSDI application assistance, and/or and medically managed child care.

Since the primary focus of the HOPWA program in the Dallas EMSA is supportive housing, the tables below reflect the basic demographic information for those provided housing under the HOPWA program in 2010-11. (Demographic data for the 210 persons provided other supportive services is available, but is not reflected here.)

### Beneficiary Demographics

Persons Provided Housing		
Clients (with HIV/AIDS)	677	66.1%
Family Members*	347	33.9%
<b>Total</b>	<b>1,024</b>	

\*Note: Some family members may also have HIV/AIDS.

Gender		
Male	665	64.3%
Female	359	35.7%
<b>Total</b>	<b>1,024</b>	

Age		
Under 18	224	22%
18 – 30 yrs	136	13%
31 – 50 yrs	497	49%
Over 50	167	16%
<b>Total</b>	<b>1,024</b>	

Race/Ethnicity		
Black	579	56%
Hispanic	177	17%
White	232	23%
Other	36	4%
<b>Total</b>	<b>1,024</b>	

### Client Household Demographics

Diagnosis		
HIV	408	60.3%
AIDS	269	39.7%
<b>Total</b>	<b>677</b>	

Special Needs		
Veterans	27	4.0%
Homeless Persons	188	27.8%
Chronically Homeless	30	4.4%
Domestic Violence Survivors	25	3.7%

Monthly Gross Income		
No income	181	26.7%
\$1 - \$150	2	0.3%
\$151 - \$250	9	1.3%
\$251 - \$500	18	2.7%
\$501 - \$1,000	311	45.9%
\$1,000 - \$1,500	107	15.8%
\$1,501 - \$2,000	29	4.3%
Over \$2,000	20	3.0%
<b>Total</b>	<b>677</b>	

Area Median Income		
0 – 30% (Extremely Low)	577	85.2%
31 – 50% (Very Low)	85	12.6%
51 – 60% (Low)	12	1.8%
61 – 80% (Low)	3	0.4%
<b>Total</b>	<b>677</b>	

Most HOPWA client households have extremely low incomes (about 85%), which is down from last year at 87%. About 73% of HOPWA clients are reported as having income. This is a considerable increase over last year (65%), which is a good outcome for the program. That leaves 27% with no source of income. While some improvements have been made, assisting HOPWA clients in improving their financial well-being and self-sufficiency continues to be an area of focus for the future. Last year, the HOPWA program funded a case manager to provide SOAR (SSI/SSDI Outreach, Access, and Recovery)-type services to identify clients who may be eligible to receive SSI/SSDI and assist them in submitting applications. Next year, the HOPWA program plans to pilot an employment services program to assist clients in obtaining and retaining competitive employment. As this new program becomes more widely available and as general economic conditions in the area improve, it is expected that more HOPWA clients may obtain some source of income or a higher source of income.

**b. HOPWA Services for Persons with HIV/AIDS in the Dallas EMSA**

Consistent with the City’s Consolidated Plan and 2010-11 Action Plan, the HOPWA program provides the following services for persons living with HIV/AIDS and their families in the Dallas EMSA:

- (1) Tenant based rental assistance (TBRA), including assistance for shared housing arrangements;
- (2) Short-term rent, mortgage, and utility payments (STRMU) to prevent the homelessness of the tenant or mortgagor of a dwelling;
- (3) Facility based housing assistance, consisting of:
  - Operating costs for housing including maintenance, security, operation, insurance, utilities, furnishings, equipment, supplies, and other incidental costs; and
  - Lease of facilities to provide housing and services; and
  - Non-substantial rehabilitation and repair of these facilities.
- (4) Supportive services for those receiving housing assistance as outlined above, and other supportive services, consisting of homeless outreach and medically managed day care.
- (5) Administrative costs for the grantee and project sponsors for general management, oversight, coordination, evaluation, and reporting on eligible activities.

**(1) Tenant Based Rental Assistance (TBRA)**

Tenant Based Rental Assistance consists of long-term and transitional rental assistance, including a utility allowance, payable on behalf of low-income persons living with HIV/AIDS. TBRA is payable so long as the client remains eligible until there is no longer a need or the client is able to secure other housing. Clients must contribute a portion of their income toward their rent. The remainder is paid by the HOPWA program.

The following providers paid TBRA assistance during the 2010-11 program year:

- City of Dallas, Housing/Community Services Department, serving homeless persons through the homeless assistance center, The Bridge (serving primarily residents of the City of Dallas) (This is a grandfathered program that is not currently accepting new clients.)
- Dallas County Health and Human Services (serving primarily residents of Dallas County)
- Health Service of North Texas, through its Denton, Plano, and Greenville, Texas offices (serving primarily residents in Collin, Delta, Denton, Ellis, Hunt, Kaufman, and Rockwall counties)

**Tenant Based Rental Assistance**

Agency	No. of Households Assisted	Tenant-Based Rental Assistance	Supportive Services*	Administrative Costs**	TOTAL COST
City of Dallas – The Bridge	6	\$24,240	\$12,505	\$0	\$36,745
Dallas County	132	\$719,994	\$69,275	\$55,646	\$844,915
Health Services of North Texas	55	\$252,898	\$73,963	\$17,387	\$344,248
<b>Subtotal</b>	<b>193</b>	<b>\$997,132</b>	<b>\$155,743</b>	<b>\$73,033</b>	<b>\$1,225,908</b>
<b>ADJUST: Duplicate Households</b>	<b>(0)</b>	<b>(\$0)</b>	<b>(\$0)</b>	<b>(\$0)</b>	<b>(\$0)</b>
<b>Total</b>	<b>193</b>	<b>\$997,132</b>	<b>\$155,743</b>	<b>\$73,033</b>	<b>\$1,225,908</b>

<b>2010-11 Cost Per Household</b>	<b>\$5,167</b>	<b>\$807</b>	<b>\$378</b>	<b>\$6,352</b>
-----------------------------------	----------------	--------------	--------------	----------------

\*Supportive services expenses for agency allocated between STRMU and TBRA where applicable.

\*\*Administrative expenses for agency allocated between STRMU and TBRA were applicable; City of Dallas administrative costs are not broken out by program.

<b>2010-11 HOPWA TBRA Cost Per Household</b>	<b>\$5,167</b>
<b>compared to</b>	
2009-10 HOPWA TBRA Cost Per Household	\$5,693
2008-09 HOPWA TBRA Cost Per Household	\$4,973
2007-08 HOPWA TBRA Cost Per Household	\$4,495
2006-07 HOPWA TBRA Cost Per Household	\$4,136
2005-06 HOPWA TBRA Cost Per Household	\$5,083

The TBRA program has experienced good increases in volume over the last couple of year (from 155 in FY2008-09, to 171 in FY2009-10, and 193 this past year). This increase is due primarily to the efforts of Dallas County to ramp up its program participation to a sustainable level and maintain that level. As well, this past year, the program had a \$500 decrease in cost per household, which may be attributed to two factors: (1) more TBRA clients reported having income in FY2010-11 (87%, up from 85% in FY2009-10 and FY2008-09); and (2) slight decreases in the fair market rent for the area (with a one-bedroom FMR of \$738, down from \$740 in FY2009-10 and \$746 in FY2008-09). As discussed below, decreasing FMRs are making it difficult for clients to find decent housing in the area.

**(2) Short-Term Rent, Mortgage, or Utility (STRMU) Emergency Assistance**

STRMU Emergency Assistance provides short-term rent, mortgage, or utility assistance, for up to 21-weeks out of the 52-week period of October through September. The following community partners paid STRMU assistance, and provided supportive services (housing case management) in conjunction with this assistance, under the HOPWA program:

- City of Dallas, Housing/Community Services Department, through its Martin Luther King, Jr. Community Center and West Dallas Multipurpose Center (serving primarily residents of the City of Dallas).  
Dallas County Health and Human Services (serving primarily residents of Dallas County)
- Health Service of North Texas, through its Denton, Plano, and Greenville, Texas offices (serving primarily residents in Collin, Delta, Denton, Ellis, Hunt, Kaufman, and Rockwall counties)

**Total STRMU Assistance**

Agency	No. of Households Assisted	STRMU Emergency Assistance	Supportive Services*	Administrative Costs**	TOTAL COST
City of Dallas – MLK	74	\$117,525	\$47,147	\$0	\$164,672
City of Dallas – WDMC	61	\$110,317	\$53,603	\$0	\$163,920
Dallas County	144	\$300,806	\$86,576	\$69,842	\$457,224
Health Services of North Texas	44	\$63,102	\$61,021	\$14,182	\$138,305
<b>Subtotal</b>	<b>323</b>	<b>\$591,750</b>	<b>\$248,347</b>	<b>\$84,024</b>	<b>\$924,121</b>
<b>ADJUST: Duplicate Households</b>	<b>(22)</b>	<b>(\$0)</b>	<b>(\$0)</b>	<b>(\$0)</b>	<b>(\$0)</b>
<b>Total</b>	<b>301</b>	<b>\$591,750</b>	<b>\$248,347</b>	<b>\$84,024</b>	<b>\$924,121</b>

<b>2010-11 Cost Per Household</b>	<b>\$1,966</b>	<b>\$825</b>	<b>\$279</b>	<b>\$3,070</b>
-----------------------------------	----------------	--------------	--------------	----------------

\*Supportive services expenses for agency allocated between STRMU and TBRA where applicable.

\*\* Administrative expenses for agency allocated between STRMU and TBRA were applicable; City of Dallas administrative costs are not broken out by program.

<b>2010-11 STRMU Cost Per Household</b>	<b>\$1,966</b>
<b>compared to</b>	
2009-10 STRMU Cost Per Household	\$1,784
2008-09 STRMU Cost Per Household	\$1,568
2007-08 STRMU Cost Per Household	\$1,419
2006-07 STRMU Cost Per Household	\$1,087
2005-06 STRMU Cost Per Household	\$1,194

As a subset of the STRMU assistance shown above, the HOPWA service providers paid the following mortgage assistance for clients:

**STRMU Mortgage Assistance**

Agency	No. of Households	Mortgage Assistance
City of Dallas – MLK	4	\$7,422
City of Dallas – WDMC	3	\$7,991
Dallas County	9	\$33,106
Health Services of North Texas	7	\$15,524
<b>Total</b>	<b>23</b>	<b>\$64,043</b>

<b>2010-11 Mortgage Cost</b>	<b>\$2,785 per household</b>
------------------------------	------------------------------

compared to

<b>2009-10 Mortgage Cost</b>	<b>\$1,424 per household</b>
<b>2008-09 Mortgage Cost</b>	<b>\$1,510 per household</b>
<b>2007-08 Mortgage Cost</b>	<b>\$1,666 per household</b>

*Note: This amount of assistance and these households are included in the STRMU totals shown above.*

During 2010-11, the HOPWA program continued to experience an increase in demand in the amount of STRMU emergency assistance, with overall assistance paid increasing to \$591,750 (from \$472,769 in FY2009-10, \$405,996 in 2008-09, \$383,191 in 2007-08, and \$268,581 in 2006-07). Over the last five years, the demand for STRMU emergency assistance has increased by 121%. To meet the demand for STRMU, the City of Dallas has allocated additional funds to STRMU – particularly given that STRMU emergency assistance is the only program that does not currently have a waiting list in place. The STRMU cost per household continues to rise as clients need more financial assistance (especially with mortgages, which doubled in amount this year).

**Facility Based Housing Assistance**

The HOPWA program continued partnering with two long-standing AIDS services organizations, and added two new agencies, to provide facility based housing assistance. Welcome House, Inc. discontinued its HIV/AIDS housing operations during FY2010-11. HOPWA funded operating costs, including maintenance, security, operation, insurance, utilities, furnishings, equipment, supplies, and other incidental costs; lease costs for some of the facilities; and supportive services provided in conjunction with housing.

- AIDS Services of Dallas (PWA Coalition of Dallas, Inc. dba AIDS Services of Dallas): AIDS Services of Dallas (ASD) operates four housing communities for persons with HIV/AIDS and their families, one of which is specifically designed for formerly homeless persons. ASD facilities, all of which are licensed as special care HIV/AIDS facilities by the State of Texas, include:
  - *Ewing Center – comprised of 15,000 square feet, with 15 efficiency units, 5 one-bedroom apartments, and 2 rooms designated as sub-acute beds.*
  - *Hillcrest House – comprised of 35,885 square feet, with 64 Single Room Occupancy (SRO) units designated to provide housing to formerly homeless individuals.*
  - *Revlon Apartments – comprised of 19,000 square feet, with 7 two-bedroom units and 20 one-bedroom units.*
  - *Spencer Gardens – comprised of 16,500 square feet, with 8 three-bedroom and 4 two-bedroom apartments specifically designed for families living with HIV/AIDS.*

In addition to housing, AIDS Services of Dallas provides residents with supportive services, including transportation, food services, medical case management, housing-based case management, and home health care, as well as additional services provided through collaborations with organizations that bring services on-site.

- Homeward Bound, Inc.: Homeward Bound offers residential and outpatient substance abuse services for indigent clients in the community. New this year, the agency added supportive housing for persons with HIV/AIDS who are exiting the agency's inpatient treatment facility and need transitional housing during outpatient treatment and beyond. This transitional housing unit is part of the agency's state licensed treatment facility and is funded through HOPWA. It has the capacity to serve six persons in five bedrooms (four single-occupancy rooms and one double-occupancy room).
- Legacy Counseling Center, Inc.: Legacy Counseling Center (Legacy) operates a special care facility that provides hospice/respite care for individuals who are diagnosed as being in the final stages of the AIDS disease, generally with six months or less to live, or needing respite recovery care. Legacy's facility, which is also licensed as a special care HIV/AIDS facility by the State of Texas, is:
  - *Legacy Founder's Cottage – comprised of 2,500 square feet, with 7 bedrooms serving up to 7 persons at a time.*

Legacy also provides supportive services consisting of 24-hour around-the-clock care (including not only housekeeping, but also medical support and pain management, meals and comfort food, and advocacy and case management) for individuals who are often too sick to care from themselves. Legacy through its counseling center also provides counseling for residents and bereavement support and counseling for their families.

- My Second Chance, Inc.: My Second Chance (MSC) was newly funded by HOPWA this year. The agency operates a facility that provides transitional supportive housing for women with HIV/AIDS who are dually diagnosed with substance abuse issues. MSC's facility, which is licensed as an assisted living facility by the State of Texas, is:
  - *Pearl's Place – comprised of 3 bedrooms, serving a maximum of 6 persons.*

In addition to housing, clients receive supportive and aftercare services, including nutritious meals, case management, access to medical and mental health care, life skills management, opportunities for education and computer technology training.

#### Facility Based Housing

Agency/ Facility	Capacity	No. of Households Assisted	Housing Operations/ Lease	Supportive Services	Admin- istrative Costs	TOTAL COST
ASD/Ewing	22 units	24	\$185,794	\$118,546	\$23,903	\$328,243
ASD/Hillcrest	64 units	83	\$37,222	\$115,549	\$0	\$152,771
ASD/Revlon	27 units	33	\$192,826	\$168,030	\$35,050	\$395,906
ASD/Spencer	12 units	13	\$196,793	\$154,414	\$22,889	\$374,096
Homeward Bound	6 units	10	\$38,839	\$54,985	\$7,090	\$100,914
Legacy	7 units	21	\$59,602	\$123,776	\$12,836	\$196,214
My Second Chance	6 units	13	\$44,941	\$90,638	\$9,490	\$145,069
<b>Subtotal</b>	<b>144 units</b>	<b>197</b>	<b>\$756,017</b>	<b>\$825,938</b>	<b>\$111,258</b>	<b>\$1,693,213</b>
<b>ADJUST: Duplicate</b>		<b>(2)</b>	<b>(\$0)</b>	<b>(\$0)</b>	<b>(\$0)</b>	<b>(\$0)</b>
<b>Total</b>		<b>195</b>	<b>\$756,017</b>	<b>\$825,938</b>	<b>\$111,258</b>	<b>\$1,693,213</b>

<b>2010-11 Cost Per Household</b>	<b>\$3,877</b>	<b>\$4,236</b>	<b>\$571</b>	<b>\$8,683</b>
-----------------------------------	----------------	----------------	--------------	----------------

	Housing	Support	Overall
<b>2010-11 Cost Per Household</b>	<b>\$3,877</b>	<b>\$4,246</b>	<b>\$8,683</b>
compared to			
2009-10 Cost Per Household	\$2,210	\$4,747	\$7,405
2008-09 Cost Per Household	\$2,157	\$3,377	\$5,534
2007-08 Cost Per Household	\$2,705	\$3,312	\$6,017
2006-07 Cost Per Household	\$3,451	\$2,852	\$6,303
2005-06 Cost Per Household	\$2,852	\$2,882	\$5,734

The number of households served in facility-based housing decreased from 231 last year to 195 this year, primarily due to lower turnover at all facilities. Housing operation expenditures increased this year, as AIDS Services of Dallas competitively bid to use some prior year HOPWA funds for maintenance at its four facilities. This also caused the cost per household to increase considerably as well. In addition to operational funding, Legacy also expended \$7,000 for minor rehabilitation as discussed below.

**(4) Other Supportive Services**

The following additional supportive services were provided by the HOPWA program:

- City of Dallas, Housing/Community Services Department (Homeless Outreach): Provides an HIV/AIDS homeless outreach coordinator who works to identify homeless persons with HIV/AIDS who may be eligible for HOPWA services. She conducts outreach at The Bridge homeless assistance center, as well as in hospitals, nursing homes, jails, homeless shelters, and other places where homeless persons may be located.
- City of Dallas, Housing/Community Services Department (SSI/SSDI Initiative Project): Provides a case manager who assists HOPWA housing clients with filing and pursuing applications for Supplemental Security Income (SSI) and Social Security Disability Insurance (SSDI) benefits.
- Open Arms, Inc. dba Bryan’s House: Provides medically managed childcare for children, newborn to age 13, infected and affected by HIV/AIDS. Bryan’s House is an 18,600 square foot, sub-acute childcare facility licensed as a special care facility by the Texas Department of Health. Bryan’s House offers both daytime care and overnight care.

**Supportive Services Only**

Agency/Program	No. of Households Assisted	Supportive Services
City of Dallas - Homeless Outreach	163	\$75,420
City of Dallas – SSI/SSDI Initiative Project	16	\$51,174
Open Arms - Medically Managed Child Care	31	\$48,750
<b>Total</b>	<b>210</b>	<b>\$175,344</b>

**c. HOPWA Outputs in the Dallas EMSA**

Consistent with the City’s Consolidated Plan and 2010-11 Action Plan, the HOPWA Program made considerable progress toward its output goals (i.e., households assisted) for the program year, as shown in the charts below. For FY2010-11, the Emergency Assistance and Tenant Based Rental Assistance were combined into a single budget category to allow agencies more flexibility in service provision and to ensure that all funds are appropriately utilized. Notwithstanding the combination for budget purposes, the Action Plan establishes separate goals for the two activities, and households and expenditures are still tracked and reported separately.

**Output: Housing Activities (in households)**

Project	Tenant Based Rental Assistance	Goal	Actual
0065	Tenant Based Rental Asst – Project Sponsor	169	187
0066	Tenant Based Rental Asst – Grantee	6	6
	<b>Subtotal – TBRA</b>	<b>175</b>	<b>193</b>
	ADJUST: Duplicate		(0)
	<b>Net – TBRA</b>	<b>175</b>	<b>193</b>

Project	Short-Term Rent/Mortgage/Utility Assistance	Goal	Actual
0065	STRMU Emergency Asst – Project Sponsor	160	188
0066	STRMU Emergency Asst – Grantee	140	135
	<b>Subtotal – STRMU</b>	<b>300</b>	<b>323</b>
	ADJUST: Duplicate		(22)
	<b>Net – STRMU</b>	<b>300</b>	<b>301</b>

Project	Facility Based Housing	Goal	Actual
0067	Facility Based – Project Sponsor	190	197
	<b>Subtotal – Facility</b>	<b>190</b>	<b>197</b>
	ADJUST: Duplicate		(2)
	<b>Net – Facility</b>	<b>190</b>	<b>195</b>

	<b>TOTAL – All Households</b>	<b>665</b>	<b>689</b>
	ADJUST: Duplicate (Between Categories)		(12)
	<b>NET – Unduplicated Households</b>	<b>665</b>	<b>677</b>

During the 2010-11 program year, the HOPWA Program provided housing assistance for 677 unduplicated households, compared to the goal of 665 (a variance of +1.8%). The program exceeded its annual goals in all housing categories.

**Output: Housing Rehab/Repair Activities (in units)**

Project	Facility Rehab/Repair	Goal	Actual
0070	Facility Rehab/Repair – Project Sponsor	7	7
	<b>Total Units – Facility Rehab/Repair</b>	<b>7</b>	<b>7</b>

For 2010-11, HOPWA funding of \$7,000 was awarded by competitive bidding to Legacy Counseling Center to complete minor foundation repair at the Legacy Founders Cottage. The project was completed within two weeks and there was no disruption in operations or services.

**Output: Supportive Services Activities (in households)**

Project	Supportive Services (Project Sponsor)	Goal	Actual
0068	Supportive Services with Housing – Project Sponsor	519	572
	Supportive Services without Housing – Project Sponsor	56	31
	<b>Subtotal –Supportive Services (Project Sponsor)</b>	<b>575</b>	<b>603</b>

Project	Supportive Services (Grantee)	Goal	Actual
0069	Supportive Services with Housing – Grantee	146	141
	Supportive Services without Housing - Grantee	154	179
	<b>Subtotal –Supportive Services (Grantee)</b>	<b>300</b>	<b>320</b>

	<b>TOTAL – All Households</b>	<b>875</b>	<b>923</b>
	ADJUST: Duplicate in Housing (from above)		(36)
	<b>NET – All Households</b>	<b>875</b>	<b>887</b>

During the 2010-11 program year, the HOPWA program provided supportive services for 887 unduplicated households (a variance of +1.4%). Overall, the program met all of its supportive services goals.

**d. Geographic Distribution of HOPWA Funds in the Dallas EMSA**

The Dallas EMSA includes eight counties shown below. HOPWA funds are used to serve eligible persons in all communities of the Dallas EMSA, and funding can generally be used to serve any eligible person residing in the eligible area. So, for example, Health Services of North Texas (HSNT) serves clients primarily residing in rural/suburban counties. However, those clients could also access services at an agency located in Dallas County.

With that in mind, the chart below shows the population and estimated number of persons living with HIV/AIDS in each county in the Dallas EMSA, as well as the 2010-11 HOPWA spending and HOPWA households served for those agencies located in and serving those counties. As shown, the geographic distribution of 2010-11 HOPWA spending and households served is generally in line with the geographic distribution of those living with HIV/AIDS. In FY2010-11, additional funds were allocated for the rural/suburban counties, but not all funds were expended.

**Geographic Distribution of HOPWA Funds**

	County	Population*	%	Persons Living with HIV/AIDS**	%	2010-11 HOPWA Spending***	%	2010-11 HOPWA Households	%
	Dallas	2,493,102	56.44%	13,883	87.46%	\$3,617,247	88.23%	578	85.38%
Rural/Suburban Counties	Collin	815,101	43.56%	924	12.54%	\$482,553	11.77%	99	14.62%
	Delta	5,460		2					
	Denton	675,377		686					
	Ellis	155,062		132					
	Hunt	83,679		80					
	Kaufman	105,489		120					
	Rockwall	83,701		47					
	Subtotal	1,923,869		1,991					
	Total	4,416,971	100%	15,874	100%	\$4,099,800	100%	677	100%

\*Population data based on July 1, 2010 estimate published by the U.S. Census Bureau

\*\*Persons living with HIV/AIDS based on preliminary data for 2010 HIV/STD Surveillance Data as of 12/31/10 received by e-mail dated July 13, 2011 from Texas Department of State Health Services

\*\*\*HOPWA spending based on location of project sponsor

**e. Other HOPWA Accomplishments in the Dallas EMSA**

Other HOPWA accomplishments during this program year include:

- **HOPWA Competitive Grant (Homeless):** During the 2010-11 program year, the City of Dallas continued its transitional homeless housing placement program, serving 86 households to date, under a three-year HOPWA Competitive Grant award for \$1,183,680 for April 1, 2009 through March 31, 2012. The results of this program are included in a separate Annual Progress Report for that grant.
- **HOPWA Competitive Grant (Ex-Offenders):** During the 2010-11 program year, the City of Dallas continued its housing program for ex-offenders with HIV/AIDS through the City's community re-entry program, Project Reconnect, serving 40 households to date, under a three-year renewal HOPWA Competitive Grant award for \$721,000 for January 1, 2010 through December 31, 2012. The results of this program will be included in a separate Annual Progress Report for that grant.



- HUD Fort Worth Field Office – Monitoring Site Visit: The Dallas HOPWA Program underwent a monitoring site visit by HUD Fort Worth Field Office staff covering both the HOPWA Competitive Grant (Homeless) (February 23-25, 2011) and the HOPWA Formula Entitlement Grant (February 28 – March 4, 2011). The monitoring report cited no issues or concerns and commended the program as exemplary.
- On-Line HOPWA Financial Management Course: During FY2010-11, the HOPWA Program made considerable strides in completing the On-Line HOPWA Financial Management Course. HOPWA grantee staff announced the course on February 9, 2011 and asked that all programs complete the course requirements by May 1, 2011 (with at least one staff member at each program to complete all eight modules and case management staff to complete two modules - Financial Management of personnel Costs and HOPWA Rental Assistance). Results are as follows:

Program	Program Staff Competing 7-8 Modules	Case Mgmt Staff Completing 2 Required Modules
AIDS Services of Dallas	1	6
Homeward Bound	1	3
Legacy	1	1
My Second Chance	2	-
Dallas County HHS	1	2
Health Services	2	2
City of Dallas	2	5
<b>Total</b>	<b>10</b>	<b>19</b>

- New HOPWA Competitive Grant (Ex-Offender & IHHP Planning Project): During the 2010-11 program year, the City of Dallas applied for and was awarded a new HOPWA competitive grant in the amount of \$1,287,500 beginning January 1, 2012. Under the grant, the City of Dallas will provide transitional housing for ex-offenders and implement a community-wide planning project with local planning partners in the development of a integrated HIV/AIDS housing plan for the area.
- Getting to Work Initiative: In addition, AIDS Services of Dallas (together with the City of Dallas as HOPWA grantee) applied for and was accepted into the HOPWA Getting to Work Initiative – a technical assistance initiative to assist in the development of an employment services program for Dallas area HOPWA clients. The program will be piloted with ASD clients and may expand to other HOPWA clients in the future.
- Community Outreach and Collaboration:
  - City of Dallas City Auditor’s Office Grant Compliance Group TA Workshop*: On May 19, 2011, City of Dallas HOPWA program staff made a presentation on the HOPWA Program at this annual workshop attended by non-profit agencies.
  - Capacity Building Project*: During FY2010-11, the City of Dallas, together with the Center for Nonprofit Management, received a grant from the OneStar Foundation to provide capacity building training and workshops to local non-profit agencies (including CDBG, ESG, and HOPWA subrecipients) and City staff.

--*Ryan White Planning Council*: City of Dallas HOPWA program staff participated in the local Ryan White Planning Council and the Evaluation Committee. As well, City of Dallas HOPWA program staff are participating in the Ryan White Planning Council Comprehensive Planning workgroup.

- Training: During 2010-11, the City of Dallas as grantee and the HOPWA service providers participated in several training initiatives. These are summarized below:

-- *2011 State of Texas Training and HIV/HOPWA Strategy Sessions*: On August 28-31, 2011, HOPWA program and administrative staff participated in this regional HOPWA training sponsored by the Fort Worth HUD Office of Community Planning and Development and was presented by Collaborative Solutions.

-- *National AIDS Housing Coalition HIV/AIDS Research Summit*: On September 21-23, 2011, City of Dallas HOPWA program staff participated in this national research summit held in New Orleans.

-- *Seventh Annual City of Dallas HOPWA Service Provider Workshop*: On September 14, 2011, the City of Dallas hosted its seventh annual training workshop for HOPWA service providers.

-- *Live Training*: City of Dallas HOPWA staff participated in these live training opportunities:

- 5/17/11: HEARTH Act Training (by Corporation for Supportive Housing)
- 7/18/11: Converting Transitional Housing into Permanent Housing (by Corporation for Supportive Housing)

-- *AIDS Housing Corporation (AHC) eLearning Web Conferences*: City of Dallas HOPWA staff participated in the following eLearning web conferences under the HOPWA Best Practices Training Series:

- 12/7/10: Getting to Work: Helping First Time Job-Seekers and Clients Considering a Return to the Workplace

-- *On-Line Training*: City of Dallas HOPWA staff participated in on-line training opportunities during the program year:

- 10/29/10: Center for Social Innovations - T3 Knowledge at Work Training Modules - Homelessness in America, Critical Time Intervention, Homelessness and Trauma, and Motivational Interviewing
- 11/3/10: HUD Webinar - New FFATA SubAward Reporting System (FSRS)
- 11/10/10: SAMHSA Homelessness Resource Center (HRC) - Strategies for Change Modules – Homelessness 101, Strategic Practices, Partnering/Planning, Financing, and Evaluation
- 11/11/10: SAMHSA HRC Webcast – Motivational Interviewing (archive)
- 12/2/10: White Housing Meeting on HIV and Aging (archive)
- 12/7/10: SAMHSA HRC Webcast – Assessment in Supported Employment with People Experiencing Homelessness (archive)
- 12/28/10: HUD Webcast – World AIDS Day Commemoration Event
- 1/7/11: HOPWA APR Training Modules (archive)
- 3/28/11: HUD Webinar – Your Input on Revising the HOPWA Formula Allocation
- 6/1/11: AIDS.gov Webinar – 30 Years of AIDS
- 6/15/11: AIDS.gov Webinar - State and Future of HIV/AIDS
- 6/22/11: United States Interagency Council on Homelessness (USICH) Webinar – Opening Doors One Year In: Implementation and Voices from the Field Stakeholder Conference Call

- 7/27/11: WISE Webinar – Ticket to Work: Support Services for People Who Live with a Disability and Want to Work
- 8/3/11: HUD Webinar – Consolidated Plan Enhancements
- 8/11/11: USICH Webinar – The Role of Public Housing Authorities in Ending Homelessness
- 10/5/11: USICH Webinar – Housing and Employment

**f. HOPWA Challenges in the Dallas EMSA**

Challenges for the Dallas HOPWA program is Dallas include: (1) continuing high demand for STRMU assistance; (2) ensuring that services (particularly STRMU and TBRA assistance) are targeting those that are most at risk and in need (while at the same time managing community expectations around entitlement for assistance); (3) meeting the unmet need; and (4) addressing long waiting lists. These challenges are discussed in more detail elsewhere in this report.

**2. Outcomes Assessed**

Consistent with the national objectives for HOPWA, the goals of the Dallas HOPWA Program are to help clients establish and maintain stable housing, reduce the risk of homelessness, and improve access to health care and other supportive services.

**a. Housing Stability Outcome**

Part 4, Section 1 and Section 2, show the total number of households served, the number of households continuing in the program to next year (where applicable), and the destination or year end status of each household under each type of housing activity. Based on that data, the Housing Stability Outcomes for the Dallas HOPWA Program may be reflected as follows:

**Housing Stability Outcome**

Activity	Goal	CURRENT YEAR RESULTS						Prior Yr 2009-10 Results	Prior Yr 2008-09 Results
		Stable	Tempo-rary	Unstable	% Stable	% Tempo-rary	% Stable+Temp		
Tenant Based Rental Asst	89.00%	183	2	5	96.4%	1.0%	97.4%	96.4%	98.0%
STRMU Emergency Asst	89.00%	100	198	1	33.4%	66.2%	99.6%	100.0%	99.2%
Facility Based (Permanent)	89.00%	136	7	5	91.9%	4.7%	96.6%	97.3%	97.4%
Facility Based (Transitional)	89.00%	32	2	4	84.2%	5.3%	89.5%	84.6%	74.4%
<b>Overall</b>	<b>89.00%</b>	<b>451</b>	<b>209</b>	<b>15</b>	<b>66.8%</b>	<b>31.0%</b>	<b>97.8%</b>	<b>96.7%</b>	<b>95.5%</b>

<b>2010-11 Cost Per Stability Outcome*</b>	<b>\$3,553</b>
<b>compared to</b>	
2009-10 Cost Per Stability Outcome	\$3,063
2008-09 Cost Per Stability Outcome	\$2,786
2007-08 Cost Per Stability Outcome	\$2,871
2006-07 Cost Per Stability Outcome	\$3,106
2005-06 Cost Per Stability Outcome	\$3,306

\* For purposes of calculating the Cost per Stability Outcome, only expenditures for housing assistance (\$2,344,899 divided by 660 households) were taken into account. Supportive services costs are considered below under the Access Outcomes. Further, although administrative costs were disregarded for this analysis, they are nevertheless a cost of providing services under the HOPWA program.

The overall housing stability outcome for the program (97.8%) remained relatively unchanged compared with the prior two years (96.7% and 95.5%), and all housing program met the housing stability outcome goal. It is again important to note that, while a large number of STRMU clients were assessed as Temporarily Stable, with a Reduced Risk of Homelessness (in that they are likely to seek assistance in the future), these clients maintained (and did not lose) their housing. So, the STRMU program did what it was designed to do – prevent homelessness.

HOPWA program staff conducted further analysis of these STRMU housing stability outcomes (comparing the number of clients projected to return for assistance vs. the number of clients who actually did return the following year) and found that more clients were projected to return than actually did return. STRMU case managers attributed this variance to general economic conditions (with case managers assessing that clients might be more likely to return for assistance given limited job opportunities and declining resources for assistance, for example, HPRP assistance phasing out). This assessment also makes sense given that most clients present with a more chronic need (vs. an acute need) as shown in the charts below.

The housing stability outcome for permanent facility based housing remained stable and was well above the goal. There is still a considerable difference between the stability outcomes for permanent and transitional facilities, but this is not unexpected given that the transitional programs experience greater turnover. Transitional facilities again showed marked improvement in their stability outcomes (from 84.6% to 89.5%), also meeting the goal of 89% for the first time.

**b. STRMU Clients Served in Prior Year and Two Prior Years**

Part 4, Section 2, shows additional data regarding the housing stability for STRMU clients. As prescribed, the table reflects the number of STRMU clients served during the 2010-11 program year who also received assistance in the prior year and in the prior two years. As shown in the table below, the results are slightly higher than last year, reflecting a slight increase in the percentage of repeat STRMU clients from year to year.

**Repeat STRMU Clients**

	2010-11		2009-10		2008-09	
STRMU for Two Years in a Row	64	21%	38	14%	56	22%
STRMU for Three Years in a Row	38	13%	34	13%	47	18%

In reviewing this data, we again want to reiterate some of the reasons why repeating STRMU from year-to-year is not necessarily a negative outcome and the reasons why repeating can occur.

- Repeat STRMU Clients Remain Stabilized in Housing: Although some STRMU clients may repeat assistance from year-to-year, they maintain (and do not lose) their housing. So, as mentioned earlier, the program does work to keep them in housing and prevent homelessness.
- Repeat STRMU Clients Remain Engaged In Services: STRMU clients who repeat from year-to-year while they await more permanent housing assistance can remain engaged in services and stay connected with their case managers who can ensure that they are receiving other services that they need.
- Long Waiting Lists for Housing Programs: Repeat STRMU clients are consistent with the length of current waiting lists for HOPWA TBRA and local Section 8 programs. Typically, HOPWA clients will spend as many as two to three years waiting for HOPWA TBRA or Section 8. In any case, during this time spent on waiting lists, STRMU may be the only real assistance available to clients.

- **STRMU Mortgage Clients:** Some STRMU clients hold mortgages on homes they own and, thus, have more limited options for assistance in the community. For example, they are not eligible for HOPWA TBRA, or are they eligible for the Section 8 Housing Choice Voucher program, unless they give up their home.
- **Other Factors That May Affect/Explain Repeat STRMU Assistance:** The STRMU HOPWA service providers collect additional data regarding clients utilizing STRMU to better understand the nature of “repeat” STRMU clients. The tables below compare the results from the last three years.

**Factors Affecting Repeat STRMU**

<b>Conditions for Assistance</b>			
	<b>2010-11</b>	<b>2009-10</b>	<b>2008-09</b>
Mortgages	9%	9%	6%
Acute Need	21%	42%	45%
Chronic Need	70%	49%	49%

<b>Weeks of Assistance</b>			
	<b>2010-11</b>	<b>2009-10</b>	<b>2008-09</b>
Under 5 wks	18%	26%	14%
5 – 8 weeks	16%	9%	12%
9 – 12 weeks	18%	22%	20%
13 – 16 weeks	11%	6%	18%
17 – 20 weeks	22%	19%	11%
Full 21 weeks	15%	26%	25%

<b>% of Income Spent on Housing</b>			
	<b>2010-11</b>	<b>2009-10</b>	<b>2008-09</b>
Less than 30%	6%	2%	3%
30% to 50%	9%	11%	10%
More than 50%	85%	87%	87%

<b>Reasons for Assistance</b>			
	<b>2010-11</b>	<b>2009-10</b>	<b>2008-09</b>
Mortgages	9%	9%	6%
<b>Acute Reasons</b>			
Recent hospitalization	3%	4%	8%
Recent loss of employment	11%	28%	24%
Recent family situation	1%	3%	3%
SS/SSI/SSDI benefits expected	0%	1%	2%
Unexpected/Higher Bill	4%	4%	4%
Other	2%	2%	4%
<b>Chronic Reasons</b>			
Disabled, not receiving benefits	4%	3%	4%
Not disabled, unable to find work	7%	5%	4%
SS/SSI/SSDI pending/appeal	2%	5%	0%
Rec’g benefits – can’t make ends meet	32%	27%	28%
Working – can’t make ends meet	12%	8%	11%
Other	13%	1%	2%

The reasons for assistance show that larger numbers of STRMU clients are presenting for assistance: (i) with chronic ongoing needs (70%) vs. an acute one-time need (21%); (ii) fewer clients are presenting due to loss of employment (many clients lost their jobs last year and are still in need); and (iii) more clients are unable to find work.

Although many more clients had chronic ongoing needs this past year, economic conditions for some STRMU clients show modest signs of improvement. About 74% of STRMU clients reported earning \$1,000 or less per month in income, with 31% receiving no income at all (down from 43%). Fewer STRMU clients (94% vs. 98% last year) are spending more than 30% of their income on housing, but this is still a huge percentage of STRMU clients who are living in situations where their housing costs are not affordable

for them. The Fair Market Rent for a 1-bedroom unit in the Dallas EMSA during this program year was \$738. Even with small improvements, most all STRMU clients do not have the income to fill in the gap without HOPWA assistance.

**c. Outcomes on Access to Care and Support**

Part 4, Section 3, shows the number of households with access to care and support. The summary below looks at these results as compared to the targets established by the HOPWA Program.

**Outcomes on Access to Care and Support  
(with Housing Assistance)**

	CURRENT YEAR RESULTS				Prior Yr 2009-10 Results	Prior Yr 2008-09 Results
	Total Households	Households with Access	Goal	Actual		
Support for Stable Housing (Housing Plan)	677	652		96.3%	96.7%	95.1%
Access to Support (Contact with Case Manager)	677	657		97.0%	91.8%	92.1%
Access to Health Care (Contact with Primary Health Care Provider)	677	662		97.8%	96.5%	95.8%
Access to Health Care (Medical Insurance/Assistance)	677	660		97.5%	96.8%	93.8%
Sources of Income (Qualification for Sources of Income)	677	541		79.9%	68.8%	72.5%
<b>Average</b>	<b>677</b>	<b>634</b>	<b>89.0%</b>	<b>93.6%</b>	90.2%	89.8%

<b>2010-11 Cost Per Access Outcome*</b>	<b>\$1,940</b>
<b>compared to</b>	
2009-10 Cost Per Access Outcome	\$2,423
2008-09 Cost Per Access Outcome	\$2,087
2007-08 Cost Per Access Outcome	\$2,040
2006-07 Cost Per Access Outcome	\$1,802
2005-06 Cost Per Access Outcome	\$1,662

\*Cost per Outcome was calculated by dividing the expenditures for Supportive Services associated with Housing Assistance (\$1,405,372-175,344 = \$1,230,028) by the average number of households having access to care and support (634).

For 2010-11, the Dallas HOPWA program set a goal of 89% on an average of the five indicators for access to care and support. Based on these results, the overall average for access to care and support (93.6%) is higher than the goal of 89% and higher than the prior year results (90.2% and 89.8%). This is a positive outcome for the program. For the HOPWA program, housing is shown to be the base from which clients stay connected to care and other services, including medical care.

**3. Coordination**

**a. HOPWA Coordination with Homeless Services**

HOPWA coordination with homeless services takes place through the City’s partnership with Metro Dallas Homeless Alliance (MDHA) (Continuum of Care lead agency) and BridgeSteps (new operating entity for The Bridge homeless assistance center). The City’s Homeless Services Division administers several supportive housing programs (including HOPWA-funded programs) at The Bridge. The HOPWA Program coordinates directly with staff from the City’s Homeless Services Division, both of which are part of the City’s Housing/Community Services Department, on these supportive housing programs. Following are a few specific examples of how the HOPWA program coordinates with homeless services.

- Homeless Housing Placement Program: This HOPWA-funded program (primarily competitive) is designed to place homeless persons in permanent or transitional housing through housing placement and ongoing rental assistance. The program is offered through two HOPWA caseworkers at The Bridge.
- Facility Based Housing for Homeless or Formerly Homeless: HOPWA partially funds Hillcrest House operated by AIDS Services of Dallas, as described above. The facility includes 64 SRO units that are specifically designated for homeless or formerly homeless persons. Other HOPWA funded facility based housing providers also serve homeless persons, including Homeward Bound, Legacy, and My Second Chance; however, these projects are not specifically designated to serve the homeless population. The City of Dallas also works with AIDS Services of Dallas on its Shelter Plus Care grant used to fund the operation of Hillcrest House (in addition to HOPWA funding).
- Homeless Outreach: The City of Dallas provides a homeless outreach coordinator who works to identify homeless persons with HIV/AIDS who may be eligible for HOPWA services, as described above in the discussion of Other Supportive Services. She conducts intakes at The Bridge and at Hillcrest House, as well as other sites in the city.

#### **b. HOPWA Coordination with Ryan White Services**

The Dallas HOPWA program coordinates with Ryan White services on two levels. At the service provider level, HOPWA case managers accept and make referrals to/from Ryan White case managers for services – consistent with the Ryan White care coordination process. All HOPWA case managers are very familiar with Ryan White services in the area. In some cases, Ryan White services are offered within the same agency as HOPWA services; in other cases, they are made available through referrals. HOPWA service providers are also typically Ryan White-funded service providers (except the governmental entities).

At the administrative level, the HOPWA program coordinates with the Ryan White Planning Council (which is overseen by Dallas County Health and Human Services) by regular participation in Council meetings and activities. The City of Dallas has one appointee to the Ryan White Planning Council itself, and City staff members serve on the Allocations and Evaluation Committees. City staff are also participating in the Ryan White Comprehensive Plan workgroup. The Ryan White Planning Council manages and oversees the HIV/AIDS Continuum of Care in the Dallas area and, as such, includes HIV/AIDS housing issues in planning where appropriate. However, in Dallas, Ryan White funds are not typically used to pay housing costs, and the Council has no direct oversight or responsibility over HOPWA funding.

#### **c. Leveraging of Other Resources**

During the 2010-11 program year, other resources were used to fund housing and services for persons with HIV/AIDS, primarily facility based housing. The nature and amount of these resources are shown in Part 2. During the program year, \$2,629,087 in other funding was available to support HOPWA clients, compared to \$4,099,800 in HOPWA expenditures. This represents a 64% ratio of other funding to HOPWA funding.

### **4. Technical Assistance**

At this time, the City of Dallas has not identified any technical assistance needs.

**C. Barriers and Trends Overview**

Provide a narrative addressing items 1 through 3. Explain how barriers and trends affected your program’s ability to achieve the objectives and outcomes discussed in the previous section.

1. Describe any barriers (including regulatory and non-regulatory) encountered, actions taken in response to barriers, and recommendations for program improvement. Provide an explanation for each barrier selected.

<input type="checkbox"/> HOPWA/HUD Regulations	<input type="checkbox"/> Planning	<input type="checkbox"/> Housing Availability	<input checked="" type="checkbox"/> Rent Determination and Fair Market Rents
<input type="checkbox"/> Discrimination/Confidentiality	<input type="checkbox"/> Multiple Diagnoses	<input type="checkbox"/> Eligibility	<input type="checkbox"/> Technical Assistance or Training
<input type="checkbox"/> Supportive Services	<input type="checkbox"/> Credit History	<input type="checkbox"/> Rental History	<input type="checkbox"/> Criminal Justice History
<input type="checkbox"/> Housing Affordability	<input checked="" type="checkbox"/> Other, please explain further: Waiting Lists and Unmet Need		

2. Describe any trends in the community that may affect the way in which the needs of persons living with HIV/AIDS are being addressed, and provide any other information important to the future provision of services to this population.

3. Identify any evaluations, studies, or other assessments of the HOPWA program that are available to the public.

**C. Barriers and Trends Overview**

**1. Barriers for the HOPWA Program in the Dallas EMSA**

Many of the same barriers and trends continue to affect the Dallas EMSA and the HOPWA program from year-to-year, but no challenge has been insurmountable or created any disruption or problems with service delivery.

**a. Waiting Lists and Unmet Need**

All of the HOPWA programs (except STRMU and Supportive Services Only projects) continue to experience waiting lists for services. The waiting lists for HOPWA services in the Dallas EMSA are as follows:

**HOPWA Waiting Lists (as of 9/30/11)**

Type of Waiting List	No. of Households
Facility Based	282
TBRA – in Dallas County	280
TBRA – in Rural Counties	64
<b>Total</b>	<b>626</b>

Waiting lists for facility-based housing and TBRA are maintained at each agency for that agency’s program. Generally, waiting lists are managed on a first-come, first-served basis, except that facility-based programs may consider additional eligibility criteria applicable to their specific programs (e.g., medical need, hospice/respite needs, substance abuse treatment needs). Clients are added to a waiting list once they establish basic eligibility for HOPWA services, and are contacted on a first-come, first-served basis when an opening arises.

In addition to waiting lists, unmet need is also identified in the 2010 HIV Needs Assessment published by the Ryan White Planning Council. Based on system-wide consumer surveys, the Needs Assessment calculated: (1) a proportion of persons indicating a need for services vs. those having no need, and (2) within the group having a need, the proportion for which the need was already met vs. not met. This analysis included four different housing services as shown below.



### Housing Need Met vs. Not Met

Service	Need Met	Need Not Met	No Need	Total
Emergency Financial Asst (Utilities)	80 (12.9%)	126 (20.4%)	407 (65.9%)	613
Emergency Financial Asst (Rent/Mortgage)	60 (9.7%)	134 (21.7%)	418 (67.6%)	612
Long-Term Rent Assistance	75 (12.1%)	167 (27.0%)	364 (58.9%)	606
Facility Based Housing	31 (5.0%)	53 (8.6%)	527 (85.3%)	611

Source: 2010 Comprehensive HIV Needs Assessment, Ryan White Planning Council for the Dallas Area (Feb 2011), available at [www.dallascounty.org/department/rwpc/index.php](http://www.dallascounty.org/department/rwpc/index.php).

This information has been extrapolated and applied to the Dallas EMSA population of persons living with HIV/AIDS (15,874 as of December 31, 2010), to show the gap analysis for housing services in the Dallas EMSA area.

### Gap Analysis– Total Population – Dallas EMSA

2010 Needs Assessment - Gap Analysis (15,874 PWLHA)	EFA* (Utilities)	EFA* (Rent Mortgage)	Long- Term Rent Asst	Facility Based Housing
<b>A. Total Projected Service Need</b> [((Total – No Need)/Total) *15,874]	5,334	5,032	6,339	2,182
<b>B. Total Projected Service Need Met</b> [(Need Met/Total) *15,874]	(2,072)	(1,556)	(1,965)	(805)
<b>C. Total Projected Unmet Service Need (Gap)</b> [A – B]	<b>3,262</b>	<b>3,476</b>	<b>4,375</b>	<b>1,377</b>
<b>D. Additional Capacity Needed to Meet Need</b> [C / B]	<b>158%</b>	<b>223%</b>	<b>223%</b>	<b>171%</b>

2007 Needs Assessment - Gap Analysis (15,957 PWLHA)	EFA* (Utilities)	EFA* (Rent Mortgage)	Long- Term Rent Asst	Facility Based Housing
<b>C. Total Projected Unmet Service Need (Gap)</b>	<b>5,000</b>	<b>4,757</b>	<b>2,684</b>	<b>1,100</b>
<b>D. Additional Capacity Needed to Meet Need</b>	<b>306%</b>	<b>310%</b>	<b>194%</b>	<b>61%</b>

Source: Derived from 2010 Comprehensive HIV Needs Assessment, Ryan White Planning Council for the Dallas Area (Feb 2011) and 2007 Comprehensive HIV Needs Assessment, Ryan White Planning Council for the Dallas Area (Feb 2008)

\*EFA means Emergency Financial Assistance

Based on the 2010 gap analysis, anywhere from 1,377 to 4,375 persons living with HIV/AIDS in the Dallas EMSA are likely in need of some level of housing assistance. In some cases, over 223% additional capacity would be required to meet the need. This is down from the 2007 gap analysis, which showed a need for over 300% additional capacity to meet the housing needs in the area. Nevertheless, the need is still there. In the 2010 Needs Assessment, about 53% of consumers reported spending more than 30% of their income on housing, 18.4% has received a utility shutoff notice during the past year, and 8.6% received an eviction or foreclosure notice.

#### b. Fair Market Rents

A significant barrier for clients in the Tenant Based Rental Assistance (TBRA) program is the fair market rent (FMRs) for the area. For this program year, the FMR for a one-bedroom room was \$738 (down from \$740 the prior year and \$746 two years ago). For the upcoming year, the FMR for a one-bedroom unit has dropped again – to \$718. Since FMR also includes utilities, when the utility allowance is also factored in, that leaves anywhere from \$600 to \$640 for rent. It is difficult for clients to find decent units in areas where they want to live at that level. Some clients coming up on the TBRA waiting list have declined TBRA because they did not want to re-locate to a unit that complied with FMR. Public housing authorities in the Dallas are presently piloting a Small Area FMR program where FMRs are determined by zip code, but this pilot program does

not apply to HOPWA at this time. If FMRs were determined by zip code, more housing opportunities would likely open up for HOPWA clients, but the variations in FMRs would increase the TBRA expense to the HOPWA program, making it difficult if not impossible for the program to continue serving the same number of clients. This would cause HOPWA waiting lists to grow even more.

**c. Client Barriers**

Persons living with HIV/AIDS and agencies that serve them continue to experience barriers in service delivery relating to clients, including but not limited to, the stigma of the disease, economic, homelessness, credit history, criminal history, physical disability, cultural and linguistic, complex drug regimens, substance abuse, chronic mental illness, mental disability or instability, lack of education/illiteracy, poor nutrition, lack of transportation, and lack of affordable childcare.

**2. Trends in the Dallas EMSA Affecting the HOPWA Program**

**a. Homeless Population**

Between 2010 and 2011, the Dallas area overall homeless population stayed level as shown in the chart below.

**Homeless Persons with HIV/AIDS**

Year	Total Homeless Count	% Homeless with HIV/AIDS	Total Homeless with HIV/AIDS
2005	5,898	7.0%	413
2006	5,704	5.0%	285
2007	5,163	6.0%	310
2008	5,869	5.0%	293
2009	5,675	6.0%	341
2010	5,750	6.0%	345
2011	5,783	6.0%	347
<b>Average</b>	<b>5,692</b>	<b>5.86%</b>	<b>333</b>

Source: MDHA Annual "Point in Time" Homeless Count and Census (for respective years)

Notwithstanding this "point in time" count data, the 2010 Comprehensive HIV Needs Assessment conducted by the Ryan White Planning Council actually shows a much high number of persons with HIV/AIDS who report being homeless. In that case, 8.2% of the consumer sample reported being homeless. If applied to the entire population, this would mean that 1,333 persons living with HIV/AIDS in the Dallas EMSA would have reported being homeless. The homeless outreach coordinator engages many of these homeless with HIV/AIDS during the year, but without more funded housing options most clients just have their names placed on a waiting list.

**b. Chronic Nature of HIV/AIDS Disease**

Although reported every year, it is still important to note how the now chronic nature of the HIV/AIDS disease has caused the proliferation of waiting lists for HOPWA housing assistance. This is due, in part, to advances made in drug therapies used to treat this disease that allow persons with HIV/AIDS to live *longer*. This is positive health outcome, which can be attributed in part to housing stability. Nevertheless, the impact is that more and more persons need housing assistance and other services. This also explains why we continue to see the HOPWA client population growing older and, in some cases, due to the effects of the disease and economic conditions as well, becoming more fragile and vulnerable.

### **3. Evaluation, Studies, and Other Assessments of HOPWA Program**

The Dallas Planning Area HIV/AIDS Housing Plan, dated December 2000, is the only evaluation currently available that is specific to the HOPWA housing program in the Dallas area. A copy is available at the Ryan White Planning Council/Consortium website at [www.dallascounty.org/department/rwpc/index.php](http://www.dallascounty.org/department/rwpc/index.php).

In February 2011, the Ryan White Planning Council completed a new 2010 Comprehensive HIV Needs Assessment of services for persons living with HIV/AIDS in the Dallas area, which is addressed in the Waiting Lists and Unmet Need section. In this upcoming year, the HOPWA program will engage in a community-wide planning effort to develop an integrated HIV/AIDS housing plan funded through a new HOPWA competitive grant.

**D. Unmet Housing Needs: An Assessment of Unmet Housing Needs**

In Chart 1, provide an assessment of the number of HOPWA-eligible households that require housing assistance but are not currently served by HOPWA in this service area.

In Line 1, report the total unmet need of the geographical service area, as reported in *Unmet Needs for Persons with HIV/AIDS*, Table 1B of the Consolidated or Annual Plan(s), or as reported under HOPWA worksheet in the Needs Workbook of the Consolidated Planning Management Process (CPMP) tool. *Note: Report most current data available, through Consolidated or Annual Plan(s), and account for local housing issues, or changes in HIV/AIDS cases, by using combination of one or more of the sources in Chart 2.*

In Rows a through c, enter the number of HOPWA-eligible households by type of housing assistance whose housing needs are not met. For an approximate breakdown of overall unmet need by type of housing assistance refer to the Consolidated or Annual Plan (s), CPMP tool or local distribution of funds.

**1. Assessment of Unmet Need for HOPWA-eligible Households**

1. Total number of households that have unmet housing needs	= 4,375
<b>From Item 1, identify the number of households with unmet housing needs by type of housing assistance</b>	
a. Tenant-Based Rental Assistance (TBRA)	= 2,099
b. Short-Term Rent, Mortgage and Utility payments (STRMU)	= 1,616
c. Housing Facilities, such as community residences, SRO dwellings, other housing facilities	= 660

**2. Recommended Data Sources for Assessing Unmet Need (check all sources used)**

X	= Data as reported in the area Consolidated Plan, e.g. Table 1B, CPMP charts, and related narratives
	= Data established by area HIV/AIDS housing planning and coordination efforts, e.g. Continuum of Care
	= Data from client information provided in Homeless Management Information Systems (HMIS)
	= Data from project sponsors or housing providers, including waiting lists for assistance or other assessments on need
	= Data from prisons or jails on persons being discharged with HIV/AIDS, if mandatory testing is conducted
X	= Data from local Ryan White Planning Councils or reported in CARE Act Data Reports, e.g. number of clients with permanent housing
	= Data collected for HIV/AIDS surveillance reporting or other health assessments, e.g. local health department or CDC surveillance data

*Note: Refer to discussion of Waiting Lists and Unmet Need in Section C. Barriers and Trends Overview above for additional information on the assessment of unmet need for HIV/AIDS housing.*

*In the 2010 Ryan White Needs Assessment referenced in Section C., consumers were not asked to select only one type of housing need, but rather could select more than one type (TBRA, STRMU, or Facility). So, it is not possible to un-duplicate the households among the various types of housing. About 4,375 households are in need of TBRA, and 3,369 are in need of STRMU (an average of 3,476 for rent/mortgage and 3,262 for utilities), with about 1,377 in need of Facility-Based Housing. Based on these results, there are at least 4,375 households in our area with some level of housing need. So, we have assumed that this is the largest need and have proportioned this number among the three types of housing for simplicity, as follows:*

$$\begin{aligned}
 TBRA &= 4,375 / 9,121 \times 4,375 = 2,099 \\
 STRMU &= 3,369 / 9,121 \times 4,375 = 1,616 \\
 Facility &= 1,377 / 9,121 \times 4,375 = 660
 \end{aligned}$$

**End of PART 1**

**PART 2: Sources of Leveraging**

Report the source(s) of cash or in-kind leveraged federal, state, local or private resources identified in the Consolidated or Annual Plan and used in the delivery of the HOPWA program and the amount of leveraged dollars.

[1] Sources of Leveraging		Total Amount of Leveraged Dollars (for this operating year)	
		[2] Housing Assistance	[3] Supportive Services and other non-direct housing costs
1.	Program Income	=	=
2.	Federal government (please specify):	=	=
	HRSA – Ryan White – Part A	=	= \$784,580
	HUD – Supportive Housing Program	=	= \$556,048
	HUD – Section 8 Project Based	= \$296,257	=
	HUD - HPRP	= \$28,932	=
3.	State government (please specify)	=	=
	State of Texas State Services Grant	= \$249,852	= \$106,186
	State of Texas Substance Abuse Grant	=	= \$23,092
		=	=
4.	Local government (please specify)	=	=
		=	=
		=	=
		=	=
5.	Foundations and other private cash resources (please specify)	=	=
		=	=
		=	=
		=	=
6.	In-kind Resources	=	=
7.	Resident rent payments in Rental, Facilities, and Leased Units	= \$487,579	=
8.	Grantee/project sponsor (Agency) cash	= \$6,244	= \$90,317
9.	<b>TOTAL (Sum of 1-7)</b>	= \$1,068,864	= \$1,560,223

**End of PART 2**

### PART 3: Accomplishment Data - Planned Goal and Actual Outputs

In Chart 1, enter performance information (goals and actual outputs) for all activities undertaken during the operating year supported with HOPWA funds. Performance is measured by the number of households and units of housing that were supported with HOPWA or other federal, state, local, or private funds for the purposes of providing housing assistance and support to persons living with HIV/AIDS and their families. *Note: The total households assisted with HOPWA funds and reported in PART 3 of the CAPER should be the same as reported in the annual year-end IDIS data, and goals reported should be consistent with the Annual Plan information. Any discrepancies or deviations should be explained in the narrative section of PART 1.*

#### 1. HOPWA Performance Planned Goal and Actual Outputs

	<b>HOPWA Performance Planned Goal and Actual</b>	Output Households				Funding	
		HOPWA Assistance		Non-HOPWA		e.	f.
		a.	b.	c.	d.		
		Goal	Actual	Goal	Actual	HOPWA Budget	HOPWA Actual
<b>Housing Subsidy Assistance</b>		<b>Output Households</b>					
1.	Tenant-Based Rental Assistance	175	193	0	0	\$1,243,455	\$997,132
2a.	Households in permanent housing facilities that receive operating subsidies/leased units	140	153	0	0	\$662,418	\$612,635
2b.	Households in transitional/short-term housing facilities that receive operating subsidies/leased units	25	21	0	0	\$104,986	\$83,780
3a.	Households in permanent housing facilities developed with capital funds and placed in service during the program year	0	0	0	0	\$0	\$0
3b.	Households in transitional/short-term housing facilities developed with capital funds and placed in service during the program year	25	21	0	0	\$66,602	\$66,602
4.	Short-Term Rent, Mortgage and Utility Assistance	300	301	0	0	\$837,400	\$591,750
5.	Adjustments for duplication (subtract)	(0)	(12)	(0)	(0)		
6.	<b>Total Housing Subsidy Assistance</b>	665	677	0	0	\$2,914,861	\$2,351,899
<b>Housing Development (Construction and Stewardship of facility based housing)</b>		<b>Output Units</b>					
7.	Facility-based units being developed with capital funding but not opened (show units of housing planned)	0	0	0	0	\$0	\$0
8.	Stewardship Units subject to 3 or 10 year use agreements	0	0	0	0		
9.	<b>Total Housing Developed</b>	0	0	0	0	\$0	\$0
<b>Supportive Services</b>		<b>Output Households</b>					
10a.	Supportive Services provided by project sponsors also delivering HOPWA housing assistance	845	856			\$1,680,169	\$1,356,622
10b.	Supportive Services provided by project sponsors serving households who have other housing arrangements	30	31			\$48,750	\$48,750
11.	Adjustment for duplication (subtract)	(0)	(0)	0	0		
12.	<b>Total Supportive Services</b>	875	887			\$1,728,919	\$1,405,372
<b>Housing Placement Assistance Activities</b>		<b>Output Households</b>					
13.	Housing Information Services	0	0			\$0	\$0
14.	Permanent Housing Placement Services	0	0			\$0	\$0
15.	Adjustment for duplication	0	0			\$0	\$0
16.	<b>Total Housing Placement Assistance</b>	0	0			\$0	\$0
<b>Grant Administration and Other Activities</b>		<b>Output Households</b>					
17.	Resource Identification to establish, coordinate and develop housing assistance resources					\$0	\$0
18.	Technical Assistance (if approved in grant agreement)					\$0	\$0
19.	Grantee Administration (maximum 3% of total HOPWA grant)					\$206,990	\$74,214
20.	Project Sponsor Administration (maximum 7% of portion of HOPWA grant awarded)					\$351,441	\$268,315
<b>Total Expenditures for program year (Sum of rows 6, 9, 12, 16, and 20)</b>						\$5,202,211	\$4,099,800

\*Note: HOPWA Budget (column e) amounts for Housing Subsidy Assistance are governed by the City of Dallas Consolidated Plan, which includes one budget category for STRMU/TBRA and one budget category for Housing Facilities Operations. The separate budget amounts shown here are approximations.

**2.Listing of Supportive Services**

Report on the use of HOPWA funds for all supportive services. In Rows 1 through 16, provide the (unduplicated) total of all households and expenditures for each type of supportive service for all project sponsors.

Supportive Services		Number of <u>Households</u> Receiving HOPWA Assistance	Amount of HOPWA Funds Expended
1.	Adult day care and personal assistance	195	\$585,044
2.	Alcohol and drug abuse services		
3.	Case management/client advocacy/ access to benefits & services	520	\$476,335
4.	Child care and other child services	31	\$48,750
5.	Education		
6.	Employment assistance and training		
7.	Health/medical/intensive care services, if approved Note: Client records must conform with 24 CFR §574.310		
8.	Legal services		
9.	Life skills management (outside of case management)	153	\$170,046
10.	Meals/nutritional services	176	\$49,777
11.	Mental health services		
12.	Outreach	163	\$75,420
13.	Transportation		
14.	Other Activity (if approved in grant agreement). Specify:		
15.	<b>Adjustment for Duplication (subtract)</b>	(351)	
16.	<b>TOTAL Households receiving Supportive Services (unduplicated)</b>	887	\$1,405,372

**End of PART 3**

*This page intentionally left blank.*



**Part 4: Summary of Performance Outcomes**

HOPWA Long-term Performance Objective: *Eighty percent of HOPWA clients will maintain housing stability, avoid homelessness, and access care each year through 2011.*

**Section 1. Housing Stability: Assessment of Client Outcomes on Maintaining Housing Stability (Permanent Housing and Related Facilities)**

In Column 1, report the total number of eligible households that received HOPWA housing assistance, by type. In Column 2, enter the number of households continuing to access each type of housing assistance, the following year. In Column 3, report the housing status of all households that exited the program. Columns 2 (Number of Households Continuing) and 3 (Exited Households) summed will equal the total households reported in Column 1. *Note: Refer to the housing stability codes that appear in Part 5: Worksheet - Determining Housing Stability Outcomes.*

[A] Permanent Housing Assistance	[1] Total Number of Households Receiving Housing Assistance	[2] Assessment: Number of Households Continuing with this Housing (per plan or expectation for next year)		[3] Assessment: Number of Exited Households and Housing Status	
Tenant-Based Rental Assistance	= 193	= 159		1 Emergency Shelter/Streets	= 0
				2 Temporary Housing	= 2
				3 Private Housing	= 10
				4 Other HOPWA	= 0
				5 Other Subsidy	= 13
				6 Institution	= 1
				7 Jail/Prison	= 0
				8 Disconnected/Unknown	= 5
				9 Death	= 3
Permanent Supportive Housing Facilities/Units	= 153	= 113		1 Emergency Shelter/Streets	= 2
				2 Temporary Housing	= 7
				3 Private Housing	= 20
				4 Other HOPWA	= 1
				5 Other Subsidy	= 1
				6 Institution	= 1
				7 Jail/Prison	= 1
				8 Disconnected/Unknown	= 2
				9 Death	= 5
[B] Transitional Housing Assistance	[1] Total Number of Households Receiving Housing Assistance	[2] Of the Total Number of Households Receiving Housing Assistance this Operating Year		[3] Assessment: Number of Exited Households and Housing Status	
Transitional/Short-Term Supportive Facilities/Units	= 42	Total number of households that will continue in residences:	= 16	1 Emergency Shelter/Streets	= 0
		2 Temporary Housing		= 2	
		3 Private Housing		= 13	
		4 Other HOPWA		= 0	
		Total number of households whose tenure exceeded 24 months:	= 0	5 Other Subsidy	= 1
		6 Institution		= 2	
		7 Jail/Prison		= 2	
		8 Disconnected/unknown		= 2	
		9 Death		= 4	

**Section 2. Prevention of Homelessness: Assessment of Client Outcomes on Reduced Risks of Homelessness (Short-Term Housing Assistance)**

Report the total number of households that received STRMU assistance in Column 1. In Column 2, identify the result of the housing assessment made at time of assistance, or updated in the operating year. (Column 3 provides a description of housing outcomes; therefore, data is not required.) In Row 1a, enter the total number of households served in the prior operating year that received STRMU assistance this year. In Row 1b, enter the total number of households that received STRMU Assistance in the 2 prior operating years that received STRMU assistance this year. *Note: The sum of Column 2 should equal the number of households reported in Column 1.*

**Assessment of Households receiving STRMU Assistance**

[1] STRMU Housing Assistance	[2] Assessment of Housing Status		[3] HOPWA Client Outcomes
	Maintain Private Housing without subsidy (e.g. Assistance provided/completed and client is stable, not likely to seek additional support)	= 83	<i>Stable/Permanent Housing (PH)</i>
	Other Private Housing without subsidy	= 6	
	Other HOPWA support (PH)	= 11	
	Other housing subsidy (PH)	= 0	
	Institution (e.g. residential and long-term care)	= 0	
= 301	Likely to maintain current housing arrangements, with additional STRMU assistance	= 198	<i>Temporarily Stable, with Reduced Risk of Homelessness</i>
	Transitional Facilities/Short-term (e.g. temporary or transitional arrangement)	= 0	
	Temporary/non-permanent Housing arrangement (e.g. gave up lease, and moved in with family or friends but expects to live there less than 90 days)	= 0	
	Emergency Shelter/street	= 0	<i>Unstable Arrangements</i>
	Jail/Prison	= 0	
	Disconnected	= 1	
	Death	= 2	<i>Life Event</i>
1a. Total number of households that received STRMU assistance in the prior operating year, that also received STRMU assistance in the current operating year.			= 64
1b. Total number of those households that received STRMU assistance in the two (2 years ago) prior operating years, that also received STRMU assistance in the current operating year.			= 36

### Section 3. HOPWA Outcomes on Access to Care and Support

#### 1A. Status of Households Accessing Care and Support by Project Sponsors delivering HOPWA Housing Assistance/Housing Placement/Case Management

Use Table 1 A for project sponsors that provide HOPWA housing assistance/housing placement with or without case management services. In Table 1A, identify the number of client households receiving any type of HOPWA housing assistance that demonstrated improved access or maintained connections to care and support within the program year by: having a housing plan; having contact with a case manager/benefits counselor; visiting a primary health care provider; accessing medical insurance/assistance; and accessing or qualifying for income benefits. *Note: For information on types and sources of income and medical insurance/assistance, refer to Charts 1C and 1D.*

Categories of Services Accessed	Households Receiving Housing Assistance within the Operating Year	Outcome Indicator
1. Has a housing plan for maintaining or establishing stable on-going housing.	652	<i>Support for Stable Housing</i>
2. Has contact with case manager/benefits counselor consistent with the schedule specified in client's individual service plan..	657	<i>Access to Support</i>
3. Had contact with a primary health care provider consistent with the schedule specified in client's individual service plan,	662	<i>Access to Health Care</i>
4. Has accessed and can maintain medical insurance/assistance.	660	<i>Access to Health Care</i>
5. Successfully accessed or maintained qualification for sources of income.	541	<i>Sources of Income</i>

#### 1B. Number of Households Obtaining Employment

In Table 1B, identify the number of recipient householdsthat include persons who obtained an income-producing job during the operating year that resulted from HOPWA funded: job training, employment assistance, education or related case management/counseling services. *Note: This includes jobs created by this project sponsor or obtained outside this agency.*

Categories of Services Accessed	Number of Households that Obtained Employment	Outcome Indicator
Total number of households that obtained an income-producing job	89	<i>Sources of Income</i>

#### Chart 1C: Sources of income include, but are not limited to the following (*Reference only*)

<ul style="list-style-type: none"> <li>• Earned Income</li> <li>• Unemployment Insurance</li> <li>• Supplemental Security Income (SSI)</li> <li>• Social Security Disability Income (SSDI)</li> <li>• Veteran's Disability Payment</li> <li>• General Assistance, or use local program name</li> <li>• Temporary Assistance for Needy Families (TANF) income, or use local program name</li> </ul>	<ul style="list-style-type: none"> <li>• Veteran's Pension</li> <li>• Pension from Former Job</li> <li>• Child Support</li> <li>• Alimony or Other Spousal Support</li> <li>• Retirement Income from Social Security</li> <li>• Private Disability Insurance</li> <li>• Worker's Compensation</li> </ul>
--	--

#### Chart 1D: Sources of medical insurance and assistance include, but are not limited to the following (*Reference only*)

<ul style="list-style-type: none"> <li>• MEDICAID Health Insurance Program, or local program name</li> <li>• Veterans Affairs Medical Services</li> <li>• State Children's Health Insurance Program (SCHIP), or local program name</li> </ul>	<ul style="list-style-type: none"> <li>• MEDICARE Health Insurance Program, or local program name</li> <li>• AIDS Drug Assistance Program (ADAP)</li> <li>• Ryan White-funded Medical or Dental Assistance</li> </ul>
---	---

**2A. Status of Households Accessing Care and Support through HOPWA-funded Servicesreceiving Housing Assistance from Other Sources**

In Table 2A, identify the number of client households served by project sponsors receiving HOPWA-funded housing placement or case management services who have other and housing arrangements that demonstrated improved access or maintained connections to care and support within the program year by: having a housing plan; having contact with a case manager/benefits counselor; visiting a primary health care provider; accessing medical insurance/assistance; and accessing or qualifying for income benefits. *Note:For information on types and sources of income and medical insurance/assistance, refer to Charts 2C and 2D.*

Categories of Services Accessed	Households Receiving HOPWA Assistance within the Operating Year	Outcome Indicator
1. Has a housing plan for maintaining or establishing stable on-going housing.	141	<i>Support for Stable Housing</i>
2. Successfully accessed or maintained qualification for sources of income.	90	<i>Sources of Income</i>
3. Had contact with a primary health care provider consistent with the schedule specified in clients individual service plan.	139	<i>Access to Health Care</i>
4. Has accessed and can maintain medical insurance/assistance.	134	<i>Access to Health Care</i>
5. Has contact with case manager, benefits counselor, or housing counselor consistent with the schedule specified in client’s individual service plan.	135	<i>Access to Support</i>

**2B. Number of Households Obtaining Employment**

In Table 2B, identify the number of recipient householdsthat include persons who obtained an income-producing job during the operating year that resulted from HOPWA funded: job training, employment assistance, education or related case management/counseling services. *Note: This includes jobs created by this project sponsor or obtained outside this agency.*

Categories of Services Accessed	Number of Households that Obtained Employment	Outcome Indicator
Total number of households that obtained an income-producing job	20	<i>Sources of Income</i>

**Chart 2C: Sources of income include, but are not limited to the following (Reference only)**

<ul style="list-style-type: none"> <li>• Earned Income</li> <li>• Unemployment Insurance</li> <li>• Supplemental Security Income (SSI)</li> <li>• Social Security Disability Income (SSDI)</li> <li>• Veteran’s Disability Payment</li> <li>• General Assistance, or use local program name</li> <li>• Temporary Assistance for Needy Families (TANF) income, or use local program name</li> </ul>	<ul style="list-style-type: none"> <li>• Veteran’s Pension</li> <li>• Pension from Former Job</li> <li>• Child Support</li> <li>• Alimony or Other Spousal Support</li> <li>• Retirement Income from Social Security</li> <li>• Private Disability Insurance</li> <li>• Worker’s Compensation</li> </ul>
--	--

**Chart 2D: Sources of medical insurance and assistance include, but are not limited to the following (Reference only)**

<ul style="list-style-type: none"> <li>• MEDICAID Health Insurance Program, or local program name</li> <li>• Veterans Affairs Medical Services</li> <li>• State Children’s Health Insurance Program (SCHIP), or local program name</li> </ul>	<ul style="list-style-type: none"> <li>• MEDICARE Health Insurance Program, or local program name</li> <li>• AIDS Drug Assistance Program (ADAP)</li> <li>• Ryan White-funded Medical or Dental Assistance</li> </ul>
---	---

**End of PART 4**

## **PART 5: Worksheet - Determining Housing Stability Outcomes**

1. This chart is designed to assess program results based on the information reported in Part 4.

<b>Permanent Housing Assistance</b>	<b>Stable Housing</b> (# of households remaining in program plus 3+4+5+6=#)	<b>Temporary Housing</b> (2)	<b>Unstable Arrangements</b> (1+7+8=#)	<b>Life Event</b> (9)
Tenant-Based Rental Assistance (TBRA)	183	2	5	3
Permanent Facility-based Housing Assistance/Units	136	7	5	5
Transitional/Short-Term Facility-based Housing Assistance/Units	32	2	4	4
<b>Total Permanent HOPWA Housing Assistance</b>	351	11	14	12
<b>Reduced Risk of Homelessness: Short-Term Assistance</b>	<b>Stable/Permanent Housing</b>	<b>Temporarily Stable, with Reduced Risk of Homelessness</b>	<b>Unstable Arrangements</b>	<b>Life Events</b>
Short-Term Rent, Mortgage, and Utility Assistance (STRMU)	100	198	1	2
<b>Total HOPWA Housing Assistance</b>	451	209	15	14

### **Background on HOPWA Housing Stability Codes**

#### **Stable Permanent Housing/Ongoing Participation**

3 = Private Housing in the private rental or home ownership market (without known subsidy, including permanent placement with families or other self sufficient arrangements) with reasonable expectation that additional support is not needed.

4 = Other HOPWA-funded housing assistance (not STRMU), e.g. TBRA or Facility-Based Assistance.

5 = Other subsidized house or apartment (non-HOPWA sources, e.g., Section 8, HOME, public housing).

6 = Institutional setting with greater support and continued residence expected (e.g., residential or long-term care facility).

#### **Temporary Housing**

2 = Temporary housing - moved in with family/friends or other short-term arrangement, such as Ryan White subsidy, transitional housing for homeless, or temporary placement in institution (e.g., hospital, psychiatric hospital or other psychiatric facility, substance abuse treatment facility or detox center).

#### **Unstable Arrangements**

1 = Emergency shelter or no housing destination such as places not meant for habitation (e.g., a vehicle, an abandoned building, bus/train/subway station, or anywhere outside).

7 = Jail /prison.

8 = Disconnected or disappeared from project support, unknown destination or no assessments of housing needs were undertaken.

#### **Life Event**

9 = Death, i.e., remained in housing until death. This characteristic is not factored into the housing stability equation.

**Tenant-based Rental Assistance:** Stable Housing is the sum of the number of households that (i) remain in the housing and (ii) those that left the assistance as reported under: 3, 4, 5, and 6. Temporary Housing is the number of households that accessed assistance, and left their current housing for a non-permanent housing arrangement, as reported under item: 2. Unstable Situations is the sum of numbers reported under items: 1, 7, and 8.

**Permanent Facility-Based Housing Assistance:** Stable Housing is the sum of the number of households that (i) remain in the housing and (ii) those that left the assistance as shown as items: 3, 4, 5, and 6. Temporary Housing is the number of households

that accessed assistance, and left their current housing for a non-permanent housing arrangement, as reported under item 2. Unstable Situations is the sum of numbers reported under items: 1, 7, and 8.

**Transitional/Short-Term Facility-Based Housing Assistance:** Stable Housing is the sum of the number of households that (i) continue in the residences (ii) those that left the assistance as shown as items: 3, 4, 5, and 6. Other Temporary Housing is the number of households that accessed assistance, and left their current housing for a non-permanent housing arrangement, as reported under item 2. Unstable Situations is the sum of numbers reported under items: 1, 7, and 8.

**Tenure Assessment.** A baseline of households in transitional/short-term facilities for assessment purposes, indicate the number of households whose tenure exceeded 24 months.

**STRMU Assistance:** Stable Housing is the sum of the number of households that accessed assistance for some portion of the permitted 21-week period and there is reasonable expectation that additional support is not needed in order to maintain permanent housing living situation (as this is a time-limited form of housing support) as reported under housing status: Maintain Private Housing with subsidy; Other Private with Subsidy; Other HOPWA support; Other Housing Subsidy; and Institution. Temporarily Stable, with Reduced Risk of Homelessness is the sum of the number of households that accessed assistance for some portion of the permitted 21-week period or left their current housing arrangement for a transitional facility or other temporary/non-permanent housing arrangement and there is reasonable expectation additional support will be needed to maintain housing arrangements in the next year, as reported under housing status: Likely to maintain current housing arrangements, with additional STRMU assistance; Transitional Facilities/Short-term; and Temporary/Non-Permanent Housing arrangements Unstable Situation is the sum of number of households reported under housing status: Emergency Shelter; Jail/Prison; and Disconnected.

**End of PART 5**

**PART 6: Certification of Continued Usage for HOPWA Facility-Based Stewardship Units (ONLY)**

Grantees that use HOPWA funding for new construction, acquisition, or substantial rehabilitation are required to operate their facilities for HOPWA eligible individuals for at least ten years. If non-substantial rehabilitation funds were used they are required to operate for at least three years. Stewardship begins once the facility is put into operation. This Annual Certification of Continued HOPWA Project Operations is to be used in place of other sections of the APR, in the case that no additional HOPWA funds were expended in this operating year at this facility that had been acquired, rehabilitated or constructed and developed in part with HOPWA funds.

**1. General information**

HUD Grant Number(s)  <p style="text-align: center;">Not Applicable</p>	Operating Year for this report From (mm/dd/yy) To (mm/dd/yy) <input type="checkbox"/> Final Yr  <input type="checkbox"/> Yr 1; <input type="checkbox"/> Yr 2; <input type="checkbox"/> Yr 3; <input type="checkbox"/> Yr 4; <input type="checkbox"/> Yr 5; <input type="checkbox"/> Yr 6; <input type="checkbox"/> Yr 7; <input type="checkbox"/> Yr 8; <input type="checkbox"/> Yr 9; <input type="checkbox"/> Yr 10;
Grantee Name	Date Facility Began Operations (mm/dd/yy)

**2. Number of Units and Leveraging**

Housing Assistance	Number of Units Receiving Housing Assistance with HOPWA funds	Amount of Leveraging from Other Sources Used during the Operating Year
Stewardship units (developed with HOPWA funds but no current operations or other HOPWA costs) subject to 3 or 10 year use periods		

**3. Details of Project Site**

Name of HOPWA-funded project site	
Project Zip Code(s) and Congressional District(s)	
Is the address of the project site confidential?	<input type="checkbox"/> Yes, protect information; do not list. <input type="checkbox"/> Not confidential; information can be made available to the public.
If the site address is not confidential, please provide the contact name, phone, email, and physical address, if different from business address.	

I certify that the facility that received assistance for acquisition, rehabilitation, or new construction from the Housing Opportunities for Persons with AIDS Program has operated as a facility to assist HOPWA-eligible persons from the date shown above. I also certify that the grant is still serving the planned number of HOPWA-eligible households at this facility through leveraged resources and all other requirements of the grant agreement are being satisfied.

<i>I hereby certify that all the information stated herein, as well as any information provided in the accompaniment herewith, is true and accurate.</i>	
<b>Name &amp; Title of Authorized Official</b>	<b>Signature &amp; Date (mm/dd/yy)</b>
<b>Name &amp; Title of Contact at Grantee Agency</b> (person who can answer questions about the report and program)	<b>Contact Phone (with area code)</b>

**End of PART 6**

*This page intentionally left blank.*



<b>Grantee Name</b>	<b>Program Year for this report</b>
City of Dallas	From (mm/dd/yy) 10/1/2010 To (mm/dd/yy) 9/30/2011

**Part 1: Summary Overview of Grant Activities: Information on Individuals, Beneficiaries, and Households Receiving HOPWA Housing Assistance**

**Section 1. HOPWA-Eligible Individuals.**

<b>Chart a. Individuals Served with Housing Assistance</b>	<b>Total</b>
Total number of individuals with HIV/AIDS who received HOPWA housing assistance	677

<b>Chart b. Special Needs</b>	<b>Total</b>
Number of HOPWA eligible individuals served with Housing Assistance who are veterans?	27
Number of HOPWA eligible individuals served with Housing Assistance who were chronically homeless?	30

**Chart c. Prior Living Situation:** Indicate the prior living arrangements for all eligible individuals, referenced in Chart a, who received HOPWA housing assistance. *Note: The total number of eligible individuals served in Row 17 should equal the total number of individuals served through housing assistance reported in Chart a above.*

Category		Number of HOPWA Eligible Individuals Served with Housing Assistance
1.	<u>Continuing</u> to receive HOPWA support from the prior operating year	276
<b>New Individuals who received HOPWA Housing Assistance support during Operating Year</b>		
2.	Place not meant for human habitation (such as a vehicle, abandoned building, bus/train/subway station/airport, or outside)	18
3.	Emergency shelter (including hotel, motel, or campground paid for with emergency shelter voucher)	7
4.	Transitional housing for homeless persons	14
5.	Permanent housing for formerly homeless persons (such as Shelter Plus Care, SHP, or SRO Mod Rehab)	12
6.	Psychiatric hospital or other psychiatric facility	0
7.	Substance abuse treatment facility or detox center	16
8.	Hospital (non-psychiatric facility)	6
9.	Foster care home or foster care group home	0
10.	Jail, prison or juvenile detention facility	2
11.	Rented room, apartment, or house	284
12.	House you own	30
13.	Staying or living in someone else's (family and friends) room, apartment, or house	10
14.	Hotel or motel paid for without emergency shelter voucher	1
15.	Other	1
16.	Don't Know or Refused	0
<b>17.</b>	<b>TOTAL (sum of items 1-16)</b>	<b>677</b>

**Section 2. HOPWA Beneficiaries.**

**Chart a. Total Number of HOPWA Beneficiaries Served with Housing Assistance**

Individuals and Families Served with Housing Assistance	Total Number
1. Number of individuals with HIV/AIDS who received HOPWA housing assistance (Chart a page 4)	677
2. Number of other persons residing with the above eligible individuals in HOPWA-assisted housing	347
<b>3.TOTAL number of <u>beneficiaries</u> served with Housing Assistance (Rows 1 + 2)</b>	1,024

In Charts b and c below, indicate the age, gender, race and ethnicity for all beneficiaries referenced in Chart a. *Note: The sum of each of the following charts should equal the total number of beneficiaries served with HOPWA housing assistance (in Chart a, Row 3).*

**Chart b. Age and Gender**

Category		Male	Female
1.	Under 18	126	98
2.	18 to 30 years	87	49
3.	31 to 50 years	340	157
4.	51 years and Older	112	55

**Chart c. Race and Ethnicity\***

Category		Total Beneficiaries Served with Housing Assistance	Total Beneficiaries also identified as Hispanic or Latino	Category		Total Beneficiaries Served with Housing Assistance	Total Beneficiaries also identified as Hispanic or Latino
1.	American Indian/ Alaskan Native	1	1	6.	American Indian/ Alaskan Native & White	0	0
2.	Asian	1	0	7.	Asian & White	0	0
3.	Black/African American	578	4	8.	Black/African American and White	5	0
4.	Native Hawaiian/Other Pacific Islander	22	0	9.	American Indian/ Alaskan Native & Black/African American	1	0
5.	White	399	167	10.	Other Multi-Racial	17	5

\*Reference (data requested consistent with Form HUD-27061Race and Ethnic Data Reporting Form)

**Section 3. Household Income**

**Household Area Median Income.** Report the area median income(s) for all households served with HOPWA housing assistance. The total number of households served with housing assistance should equal total households reported in Part 3C, Section 1, Line 6 of the CAPER. *Note: Refer to [www.hud.gov](http://www.hud.gov) for information on area median income in your community.*

Percentage of Area Median Income		Households Served with Housing Assistance
1.	0-30% of area median income (extremely low)	577
2.	31-50% of area median income (very low)	85
3.	51-60% of area median income (low)	12
4.	61-80% of area median income (low)	3

**Part 2: Summary of Project Sponsor Information- Facility-based Housing Assistance**

Complete this following section for each facility being developed or supported through HOPWA funds. In Chart 1, provide the name of the organization designated or selected to serve as a project sponsor, as defined by CFR 574.3. This should correspond to information reported in Part 1, Chart 2 of the CAPER.

**1. Project Sponsor Agency Name**

PWA Coalition of Dallas, Inc. dba AIDS Services of Dallas (Ewing Center)

Complete the following section for each facility being developed or supported through HOPWA funds. Complete Charts 2a Project Site Information and 2b Type of Capital Development Project Units for all development projects, current or previous. Charts 3a and 3b are required for each facility. In Chart 2a, and 2b, indicate the type of facility and number of units in each facility. If no expenditures were reported but the facility was developed with HOPWA funds (subject to ten years of operation for acquisition, new construction and substantial rehabilitation costs of stewardship units, or three years for non-substantial rehabilitation costs) the project sponsor should complete the “HOPWA Housing Project Certification of Continued Usage Form” at the end of the report.

**2. Capital Development**

**2a. Project Site Information for Capital Development of Projects (For Capital Development Projects only)**

Type of Development		HOPWA Funds Expended	Non-HOPWA funds Expended	Type of Facility [Check <u>only one</u> box.]
<input type="checkbox"/>	New construction	\$ N/A	\$	<input type="checkbox"/> Permanent housing
<input type="checkbox"/>	Rehabilitation	\$ N/A	\$	<input type="checkbox"/> Short-term Shelter or Transitional housing
<input type="checkbox"/>	Acquisition	\$ N/A	\$	<input type="checkbox"/> Supportive services only facility
a.	Purchase/lease of property:		Date (mm/dd/yy):	
b.	Rehabilitation/Construction Dates:		Date started:	Date Completed:
c.	Operation dates:		Date residents began to occupy: <input type="checkbox"/> Not yet occupied	
d.	Date supportive services began:		Date started: <input type="checkbox"/> Not yet providing services	
e.	Number of units in the facility:		HOPWA-funded units =	Total Units =
f.	Is a waiting list maintained for the facility?		<input type="checkbox"/> Yes <input type="checkbox"/> No <i>If yes, number of participants on the list at the end of operating year</i>	
g.	What is the address of the facility (if different from business address)?			
h.	Is the address of the project site confidential?		<input type="checkbox"/> Yes, protect information; do not publish list. <input type="checkbox"/> No, can be made available to the public.	

**2b. Type of Capital Development Project Units (For Capital Development Projects only)**

For units entered above (1 a) please list the number of HOPWA units that fulfill the following criteria.

	Designated for the chronically homeless	Designated for assist the homeless	Energy-Star Compliant	504 Accessible	Years of affordability (IN YEARS)
Rental units constructed (new) and/or acquired with or without rehab					
Rental units rehabbed	N/A	N/A	N/A	N/A	N/A
Homeownership units constructed (if approved)					

**3. Units assisted in types of housing facility/units leased by sponsor**

Indicate the type and number of housing units in the facility, categorized by the number of bedrooms per unit. *Note: The number of units may not equal the total number of households served. Please complete this page for each housing facility assisted.*

**3a. Check one only.**

- Permanent Supportive Housing Facility/Units
- Short-term Shelter or Transitional Supportive Housing Facility/Units

**3b. Type of Facility**

Type of housing facility operated by the project sponsor		Total Number of Units Operated in the Operating Year Categorized by the Number of Bedrooms per Units					
		SRO/0 bdrm	1 bdrm	2bdrm	3 bdrm	4 bdrm	5+bdrm
a.	Single room occupancy dwelling						
b.	Community residence	17	5				
c.	Project-based rental assistance units or leased units						
d.	Other housing facility. Specify:						

**Part 2: Summary of Project Sponsor Information- Facility-based Housing Assistance**

Complete this following section for each facility being developed or supported through HOPWA funds. In Chart 1, provide the name of the organization designated or selected to serve as a project sponsor, as defined by CFR 574.3. This should correspond to information reported in Part 1, Chart 2 of the CAPER.

**1. Project Sponsor Agency Name**

PWA Coalition of Dallas, Inc. dba AIDS Services of Dallas (Hillcrest House)
---

Complete the following section for each facility being developed or supported through HOPWA funds. Complete Charts 2a Project Site Information and 2b Type of Capital Development Project Units for all development projects, current or previous. Charts 3a and 3b are required for each facility. In Chart 2a, and 2b, indicate the type of facility and number of units in each facility. If no expenditures were reported but the facility was developed with HOPWA funds (subject to ten years of operation for acquisition, new construction and substantial rehabilitation costs of stewardship units, or three years for non-substantial rehabilitation costs) the project sponsor should complete the “HOPWA Housing Project Certification of Continued Usage Form” at the end of the report.

**2. Capital Development**

**2a. Project Site Information for Capital Development of Projects (For Capital Development Projects only)**

Type of Development	HOPWA Funds Expended	Non-HOPWA funds Expended	Type of Facility [Check <u>only one</u> box.]
<input type="checkbox"/> New construction	\$ N/A	\$	<input type="checkbox"/> Permanent housing
<input type="checkbox"/> Rehabilitation	\$ N/A	\$	<input type="checkbox"/> Short-term Shelter or Transitional housing
<input type="checkbox"/> Acquisition	\$ N/A	\$	<input type="checkbox"/> Supportive services only facility
a.	Purchase/lease of property:		Date (mm/dd/yy):
b.	Rehabilitation/Construction Dates:		Date started:                      Date Completed:
c.	Operation dates:		Date residents began to occupy: <input type="checkbox"/> Not yet occupied
d.	Date supportive services began:		Date started: <input type="checkbox"/> Not yet providing services
e.	Number of units in the facility:		HOPWA-funded units =                      Total Units =
f.	Is a waiting list maintained for the facility?		<input type="checkbox"/> Yes <input type="checkbox"/> No <i>If yes, number of participants on the list at the end of operating year</i>
g.	What is the address of the facility (if different from business address)?		
h.	Is the address of the project site confidential?		<input type="checkbox"/> Yes, protect information; do not publish list. <input type="checkbox"/> No, can be made available to the public.

**2b. Type of Capital Development Project Units (For Capital Development Projects only)**

For units entered above (1 a) please list the number of HOPWA units that fulfill the following criteria.

	Designated for the chronically homeless	Designated for assist the homeless	Energy-Star Compliant	504 Accessible	Years of affordability (IN YEARS)
Rental units constructed (new) and/or acquired with or without rehab					
Rental units rehabbed	N/A	N/A	N/A	N/A	N/A
Homeownership units constructed (if approved)					

**3. Units assisted in types of housing facility/units leased by sponsor**

Indicate the type and number of housing units in the facility, categorized by the number of bedrooms per unit. *Note: The number of units may not equal the total number of households served. Please complete this page for each housing facility assisted.*

**3a. Check one only.**

- Permanent Supportive Housing Facility/Units
- Short-term Shelter or Transitional Supportive Housing Facility/Units

**3b. Type of Facility**

Type of housing facility operated by the project sponsor		Total Number of Units Operated in the Operating Year Categorized by the Number of Bedrooms per Units				
		SRO/0 bdrm	1 bdrm	2bdrm	3 bdrm	4 bdrm
a.	Single room occupancy dwelling	64				
b.	Community residence					
c.	Project-based rental assistance units or leased units					
d.	Other housing facility. Specify:					

**Part 2: Summary of Project Sponsor Information- Facility-based Housing Assistance**

Complete this following section for each facility being developed or supported through HOPWA funds. In Chart 1, provide the name of the organization designated or selected to serve as a project sponsor, as defined by CFR 574.3. This should correspond to information reported in Part 1, Chart 2 of the CAPER.

**1. Project Sponsor Agency Name**

PWA Coalition of Dallas, Inc. dba AIDS Services of Dallas (Revlon Apartments)
---

Complete the following section for each facility being developed or supported through HOPWA funds. Complete Charts 2a Project Site Information and 2b Type of Capital Development Project Units for all development projects, current or previous. Charts 3a and 3b are required for each facility. In Chart 2a, and 2b, indicate the type of facility and number of units in each facility. If no expenditures were reported but the facility was developed with HOPWA funds (subject to ten years of operation for acquisition, new construction and substantial rehabilitation costs of stewardship units, or three years for non-substantial rehabilitation costs) the project sponsor should complete the “HOPWA Housing Project Certification of Continued Usage Form” at the end of the report.

**2. Capital Development**

**2a. Project Site Information for Capital Development of Projects (For Capital Development Projects only)**

Type of Development	HOPWA Funds Expended	Non-HOPWA funds Expended	Type of Facility [Check <u>only one</u> box.]
<input type="checkbox"/> New construction	\$ N/A	\$	<input type="checkbox"/> Permanent housing
<input type="checkbox"/> Rehabilitation	\$ N/A	\$	<input type="checkbox"/> Short-term Shelter or Transitional housing
<input type="checkbox"/> Acquisition	\$ N/A	\$	<input type="checkbox"/> Supportive services only facility
a.	Purchase/lease of property:		Date (mm/dd/yy):
b.	Rehabilitation/Construction Dates:		Date started:                      Date Completed:
c.	Operation dates:		Date residents began to occupy: <input type="checkbox"/> Not yet occupied
d.	Date supportive services began:		Date started: <input type="checkbox"/> Not yet providing services
e.	Number of units in the facility:		HOPWA-funded units =                      Total Units =
f.	Is a waiting list maintained for the facility?		<input type="checkbox"/> Yes <input type="checkbox"/> No <i>If yes, number of participants on the list at the end of operating year</i>
g.	What is the address of the facility (if different from business address)?		
h.	Is the address of the project site confidential?		<input type="checkbox"/> Yes, protect information; do not publish list. <input type="checkbox"/> No, can be made available to the public.

**2b. Type of Capital Development Project Units (For Capital Development Projects only)**

For units entered above (1 a) please list the number of HOPWA units that fulfill the following criteria.

	Designated for the chronically homeless	Designated for assist the homeless	Energy-Star Compliant	504 Accessible	Years of affordability (IN YEARS)
Rental units constructed (new) and/or acquired with or without rehab					
Rental units rehabbed	N/A	N/A	N/A	N/A	N/A
Homeownership units constructed (if approved)					

**3. Units assisted in types of housing facility/units leased by sponsor**

Indicate the type and number of housing units in the facility, categorized by the number of bedrooms per unit. *Note: The number of units may not equal the total number of households served. Please complete this page for each housing facility assisted.*

**3a. Check one only.**

- Permanent Supportive Housing Facility/Units
- Short-term Shelter or Transitional Supportive Housing Facility/Units

**3b. Type of Facility**

Type of housing facility operated by the project sponsor		Total Number of Units Operated in the Operating Year Categorized by the Number of Bedrooms per Units					
		SRO/0 bdrm	1 bdrm	2bdrm	3 bdrm	4 bdrm	5+bdrm
a.	Single room occupancy dwelling						
b.	Community residence		20	7			
c.	Project-based rental assistance units or leased units						
d.	Other housing facility. Specify:						



**Part 2: Summary of Project Sponsor Information- Facility-based Housing Assistance**

Complete this following section for each facility being developed or supported through HOPWA funds. In Chart 1, provide the name of the organization designated or selected to serve as a project sponsor, as defined by CFR 574.3. This should correspond to information reported in Part 1, Chart 2 of the CAPER.

**1. Project Sponsor Agency Name**

PWA Coalition of Dallas, Inc. dba AIDS Services of Dallas (Spencer Gardens)
---

Complete the following section for each facility being developed or supported through HOPWA funds. Complete Charts 2a Project Site Information and 2b Type of Capital Development Project Units for all development projects, current or previous. Charts 3a and 3b are required for each facility. In Chart 2a, and 2b, indicate the type of facility and number of units in each facility. If no expenditures were reported but the facility was developed with HOPWA funds (subject to ten years of operation for acquisition, new construction and substantial rehabilitation costs of stewardship units, or three years for non-substantial rehabilitation costs) the project sponsor should complete the “HOPWA Housing Project Certification of Continued Usage Form” at the end of the report.

**2. Capital Development**

**2a. Project Site Information for Capital Development of Projects (For Capital Development Projects only)**

Type of Development	HOPWA Funds Expended	Non-HOPWA funds Expended	Type of Facility [Check <u>only one</u> box.]
<input type="checkbox"/> New construction	\$ N/A	\$	<input type="checkbox"/> Permanent housing <input type="checkbox"/> Short-term Shelter or Transitional housing <input type="checkbox"/> Supportive services only facility
<input type="checkbox"/> Rehabilitation	\$ N/A	\$	
<input type="checkbox"/> Acquisition	\$ N/A	\$	
a. Purchase/lease of property:			Date (mm/dd/yy):
b. Rehabilitation/Construction Dates:			Date started: _____ Date Completed: _____
c. Operation dates:			Date residents began to occupy: <input type="checkbox"/> Not yet occupied
d. Date supportive services began:			Date started: <input type="checkbox"/> Not yet providing services
e. Number of units in the facility:			HOPWA-funded units = _____ Total Units = _____
f. Is a waiting list maintained for the facility?			<input type="checkbox"/> Yes <input type="checkbox"/> No <i>If yes, number of participants on the list at the end of operating year</i>
g. What is the address of the facility (if different from business address)?			
h. Is the address of the project site confidential?			<input type="checkbox"/> Yes, protect information; do not publish list. <input type="checkbox"/> No, can be made available to the public.

**2b. Type of Capital Development Project Units (For Capital Development Projects only)**

For units entered above (1 a) please list the number of HOPWA units that fulfill the following criteria.

	Designated for the chronically homeless	Designated for assist the homeless	Energy-Star Compliant	504 Accessible	Years of affordability (IN YEARS)
Rental units constructed (new) and/or acquired with or without rehab					
Rental units rehabbed	N/A	N/A	N/A	N/A	N/A
Homeownership units constructed (if approved)					

**3. Units assisted in types of housing facility/units leased by sponsor**

Indicate the type and number of housing units in the facility, categorized by the number of bedrooms per unit. *Note: The number of units may not equal the total number of households served. Please complete this page for each housing facility assisted.*

**3a. Check one only.**

- Permanent Supportive Housing Facility/Units
- Short-term Shelter or Transitional Supportive Housing Facility/Units

**3b. Type of Facility**

Type of housing facility operated by the project sponsor		Total Number of Units Operated in the Operating Year Categorized by the Number of Bedrooms per Units					
		SRO/0 bdrm	1 bdrm	2bdrm	3 bdrm	4 bdrm	5+bdrm
a.	Single room occupancy dwelling						
b.	Community residence			4	8		
c.	Project-based rental assistance units or leased units						
d.	Other housing facility. Specify:						

**Part 2: Summary of Project Sponsor Information- Facility-based Housing Assistance**

Complete this following section for each facility being developed or supported through HOPWA funds. In Chart 1, provide the name of the organization designated or selected to serve as a project sponsor, as defined by CFR 574.3. This should correspond to information reported in Part 1, Chart 2 of the CAPER.

**1. Project Sponsor Agency Name**

Homeward Bound, Inc.
----------------------

Complete the following section for each facility being developed or supported through HOPWA funds. Complete Charts 2a Project Site Information and 2b Type of Capital Development Project Units for all development projects, current or previous. Charts 3a and 3b are required for each facility. In Chart 2a, and 2b, indicate the type of facility and number of units in each facility. If no expenditures were reported but the facility was developed with HOPWA funds (subject to ten years of operation for acquisition, new construction and substantial rehabilitation costs of stewardship units, or three years for non-substantial rehabilitation costs) the project sponsor should complete the “HOPWA Housing Project Certification of Continued Usage Form” at the end of the report.

**2. Capital Development**

**2a. Project Site Information for Capital Development of Projects (For Capital Development Projects only)**

Type of Development	HOPWA Funds Expended	Non-HOPWA funds Expended	Type of Facility [Check <u>only one</u> box.]
<input type="checkbox"/> New construction	\$ N/A	\$	<input type="checkbox"/> Permanent housing <input type="checkbox"/> Short-term Shelter or Transitional housing <input type="checkbox"/> Supportive services only facility
<input type="checkbox"/> Rehabilitation	\$ N/A	\$	
<input type="checkbox"/> Acquisition	\$ N/A	\$	
a. Purchase/lease of property:			Date (mm/dd/yy):
b. Rehabilitation/Construction Dates:			Date started: _____ Date Completed: _____
c. Operation dates:			Date residents began to occupy: <input type="checkbox"/> Not yet occupied
d. Date supportive services began:			Date started: <input type="checkbox"/> Not yet providing services
e. Number of units in the facility:			HOPWA-funded units = _____ Total Units = _____
f. Is a waiting list maintained for the facility?			<input type="checkbox"/> Yes <input type="checkbox"/> No <i>If yes, number of participants on the list at the end of operating year</i>
g. What is the address of the facility (if different from business address)?			
h. Is the address of the project site confidential?			<input type="checkbox"/> Yes, protect information; do not publish list. <input type="checkbox"/> No, can be made available to the public.

**2b. Type of Capital Development Project Units (For Capital Development Projects only)**

For units entered above (1 a) please list the number of HOPWA units that fulfill the following criteria.

	Designated for the chronically homeless	Designated for assist the homeless	Energy-Star Compliant	504 Accessible	Years of affordability (IN YEARS)
Rental units constructed (new) and/or acquired with or without rehab					
Rental units rehabbed	N/A	N/A	N/A	N/A	N/A
Homeownership units constructed (if approved)					

**3. Units assisted in types of housing facility/units leased by sponsor**

Indicate the type and number of housing units in the facility, categorized by the number of bedrooms per unit. *Note: The number of units may not equal the total number of households served. Please complete this page for each housing facility assisted.*

**3a. Check one only.**

- Permanent Supportive Housing Facility/Units
- Short-term Shelter or Transitional Supportive Housing Facility/Units

**3b. Type of Facility**

Type of housing facility operated by the project sponsor		Total Number of Units Operated in the Operating Year Categorized by the Number of Bedrooms per Units				
		SRO/0 bdrm	1 bdrm	2bdrm	3 bdrm	4 bdrm
a.	Single room occupancy dwelling					
b.	Community residence					1*
c.	Project-based rental assistance units or leased units					
d.	Other housing facility. Specify:					

\* Four single-occupancy rooms (serving 4 clients) and one double-occupancy room (serving 2 clients)



**2b. Type of Capital Development Project Units (For Capital Development Projects only)**

For units entered above (1 a) please list the number of HOPWA units that fulfill the following criteria.

	Designated for the chronically homeless	Designated for assist the homeless	Energy-Star Compliant	504 Accessible	Years of affordability (IN YEARS)
Rental units constructed (new) and/or acquired with or without rehab					
Rental units rehabbed					21
Homeownership units constructed (if approved)					

**3. Units assisted in types of housing facility/units leased by sponsor**

Indicate the type and number of housing units in the facility, categorized by the number of bedrooms per unit. *Note: The number of units may not equal the total number of households served. Please complete this page for each housing facility assisted.*

**3a. Check one only.**

- Permanent Supportive Housing Facility/Units
- Short-term Shelter or Transitional Supportive Housing Facility/Units

**3b. Type of Facility**

Type of housing facility operated by the project sponsor		Total Number of Units Operated in the Operating Year Categorized by the Number of Bedrooms per Units				
		SRO/0 bdrm	1 bdrm	2bdrm	3 bdrm	4 bdrm
a.	Single room occupancy dwelling	7				
b.	Community residence					
c.	Project-based rental assistance units or leased units					
d.	Other housing facility. Specify:					

**Part 2: Summary of Project Sponsor Information- Facility-based Housing Assistance**

Complete this following section for each facility being developed or supported through HOPWA funds. In Chart 1, provide the name of the organization designated or selected to serve as a project sponsor, as defined by CFR 574.3. This should correspond to information reported in Part 1, Chart 2 of the CAPER.

**1. Project Sponsor Agency Name**

My Second Chance, Inc.
------------------------

Complete the following section for each facility being developed or supported through HOPWA funds. Complete Charts 2a Project Site Information and 2b Type of Capital Development Project Units for all development projects, current or previous. Charts 3a and 3b are required for each facility. In Chart 2a, and 2b, indicate the type of facility and number of units in each facility. If no expenditures were reported but the facility was developed with HOPWA funds (subject to ten years of operation for acquisition, new construction and substantial rehabilitation costs of stewardship units, or three years for non-substantial rehabilitation costs) the project sponsor should complete the “HOPWA Housing Project Certification of Continued Usage Form” at the end of the report.

**2. Capital Development**

**2a. Project Site Information for Capital Development of Projects (For Capital Development Projects only)**

Type of Development		HOPWA Funds Expended	Non-HOPWA funds Expended	Type of Facility [Check <u>only one</u> box.]
<input type="checkbox"/>	New construction	\$ N/A	\$	<input type="checkbox"/> Permanent housing
<input type="checkbox"/>	Rehabilitation	\$ N/A	\$	<input type="checkbox"/> Short-term Shelter or Transitional housing
<input type="checkbox"/>	Acquisition	\$ N/A	\$	<input type="checkbox"/> Supportive services only facility
a.	Purchase/lease of property:		Date (mm/dd/yy):	
b.	Rehabilitation/Construction Dates:		Date started:	Date Completed:
c.	Operation dates:		Date residents began to occupy: <input type="checkbox"/> Not yet occupied	
d.	Date supportive services began:		Date started: <input type="checkbox"/> Not yet providing services	
e.	Number of units in the facility:		HOPWA-funded units =	Total Units =
f.	Is a waiting list maintained for the facility?		<input type="checkbox"/> Yes <input type="checkbox"/> No <i>If yes, number of participants on the list at the end of operating year</i>	
g.	What is the address of the facility (if different from business address)?			
h.	Is the address of the project site confidential?		<input type="checkbox"/> Yes, protect information; do not publish list. <input type="checkbox"/> No, can be made available to the public.	

**2b. Type of Capital Development Project Units (For Capital Development Projects only)**

For units entered above (1 a) please list the number of HOPWA units that fulfill the following criteria.

	Designated for the chronically homeless	Designated for assist the homeless	Energy-Star Compliant	504 Accessible	Years of affordability (IN YEARS)
Rental units constructed (new) and/or acquired with or without rehab					
Rental units rehabbed	N/A	N/A	N/A	N/A	N/A
Homeownership units constructed (if approved)					

**3. Units assisted in types of housing facility/units leased by sponsor**

Indicate the type and number of housing units in the facility, categorized by the number of bedrooms per unit. *Note: The number of units may not equal the total number of households served. Please complete this page for each housing facility assisted.*

**3a. Check one only.**

- Permanent Supportive Housing Facility/Units
- Short-term Shelter or Transitional Supportive Housing Facility/Units

**3b. Type of Facility**

Type of housing facility operated by the project sponsor		Total Number of Units Operated in the Operating Year Categorized by the Number of Bedrooms per Units					
		SRO/0 bdrm	1 bdrm	2bdrm	3 bdrm	4 bdrm	5+bdrm
a.	Single room occupancy dwelling						
b.	Community residence				1*		
c.	Project-based rental assistance units or leased units						
d.	Other housing facility. Specify:						

\* Three double-occupancy rooms (serving 6 clients in total)

**Send CAPER Beneficiary worksheets to your HUD Field Office and HUD Headquarters at (HOPWA@hud.gov)**



**HOUSING OPPORTUNITIES FOR PERSONS WITH AIDS (HOPWA)  
FINANCIAL STATUS REPORT (as of September 30, 2011)**

**Grantee Name: City of Dallas  
Name of EMSA: Dallas EMSA**

<b>2010-11 HOPWA GRANT</b>			
<b>Grant Period: October 1, 2010 through September 30, 2013</b>			
<b>Grant # TXH10-F001</b>			
<b>Description</b>	<b>Total Funds Budgeted</b>	<b>Total Funds Expended</b>	<b>Total Funds Remaining</b>
Emergency/Tenant Based Rental Assistance*	\$1,393,000	\$935,844	\$457,156
Housing Facilities Operation*	\$423,000	\$352,011	\$70,989
Supportive Services	\$1,578,330	\$1,254,783	\$323,547
Housing Facilities Rehab/Repair	\$7,000	\$7,000	\$0
Program Administration	\$111,679	\$60,639	\$51,040
Program Administration/Project Sponsors*	\$209,628	\$126,502	\$83,126
<b>Total</b>	<b>\$3,722,637</b>	<b>\$2,736,778</b>	<b>\$985,859</b>

\*Non-substantial amendment: Reallocation of \$73,000 from Housing Ops to E/TBRA

Non-substantial amendment: Reallocation of \$26,000 from Housing Ops to Program Admin/Project Sponsors

<b>2009-10 HOPWA GRANT</b>			
<b>Grant Period: October 1, 2009 through September 30, 2012</b>			
<b>Grant # TXH09-F001</b>			
<b>Description</b>	<b>Total Funds Budgeted</b>	<b>Total Funds Expended</b>	<b>Total Funds Remaining</b>
Tenant Based Rental Assistance	\$780,000	\$745,183	\$34,817
Emergency Assistance	\$540,000	\$540,000	\$0
Housing Facilities Operation*	\$438,500	\$438,500	\$0
Housing Facilities Rehab/Repair	\$161,500	\$161,500	\$0
Supportive Services*	\$1,413,330	\$1,413,330	\$0
Program Administration**	\$85,278	\$3,542	\$81,736
Program Administration/Project Sponsors**	\$224,000	\$224,000	\$0
<b>Total</b>	<b>\$3,642,608</b>	<b>\$3,526,055</b>	<b>\$116,553</b>

\*Non-substantial amendment: Reallocation of \$75,000 from Housing Ops to Supportive Services

\*\*Non-substantial amendment: Reallocation of \$24,000 from Program Admin to Program Admin/Project Sponsors

<b>2008-09 HOPWA GRANT</b>			
<b>Grant Period: October 1, 2008 through September 30, 2011</b>			
<b>Grant # TXH08-F001</b>			
<b>Description</b>	<b>Total Funds Budgeted</b>	<b>Total Funds Expended</b>	<b>Total Funds Remaining</b>
Tenant Based Rental Assistance*	\$386,300	\$386,300	\$0
Emergency Assistance*	\$393,700	\$393,700	\$0
Housing Facilities Operation	\$798,860	\$798,860	\$0
Housing Facilities Rehab/Repair	\$61,140	\$61,140	\$0
Supportive Services	\$1,412,040	\$1,412,040	\$0
Program Administration	\$99,960	\$99,960	\$0
Program Administration/Project Sponsors	\$180,000	\$180,000	\$0
<b>Total</b>	<b>\$3,332,000</b>	<b>\$3,332,000</b>	<b>\$0</b>

\*Non-substantial amendment: Reallocation of \$78,700 from Tenant Based Rental Assistance to Emergency Assistance

*This page intentionally left blank.*

**29. PROJECT ACTIVITY SUMMARY  
(IDIS REPORTS PR80 AND PR82)**

*This page intentionally left blank.*

U.S. Department of Housing and Urban Development  
 Office of Community Planning and Development  
 Integrated Disbursement and Information System  
 HOPWA Measuring Housing Stability Outcomes  
 Program Year 2010 DALLAS, TX

	Total Expenditures	Total Number of Households Receiving HOPWA Assistance	Number of Households Continuing	STRMU Prior Year	STRMU Prior 2 Years
Tenant-Based Rental Assistance	\$997,132	0	0	0	0
Facility-Based Housing Operations	\$756,016	0	0	0	0
Short-Term Rent, Mortgage, And Utility Assistance	\$591,750	0	0	0	0
Totals	\$2,344,898	0	0		
Of STRMU Assistance, Total STRMU Mortgage Assistance	\$64,043	0			

Number of Exited Households - Component And Destination

	TBRA	Facility Based Housing Operations	STRMU	Total
Emergency Shelter	0	0	0	0
Temporary Housing	0	0	0	0
Private Housing	0	0	0	0
Other HOPWA	0	0	0	0
Other Subsidy	0	0	0	0
Institution	0	0	0	0
Jail/Prison	0	0	0	0
Disconnected	0	0	0	0
Death	0	0	0	0
Totals	0	0	0	0

	TBRA	Facility Based Housing Operations	STRMU
Total Households Assisted	0	0	0
Total Households Continuing	( 0)	( 0)	( 0)
Total Households Exiting	( 0)	( 0)	( 0)
Total Households Missing	0	0	0

	TBRA	Facility Based Housing Operations	STRMU	Total
Total in Stable Housing	0	0	0	0
Percent in Stable Housing	0	0	0	-0.01
Total in Temporary Housing	0	0	0	0
Percent in Temporary Housing	0	0	0	-0.01

U.S. Department of Housing and Urban Development  
 Office of Community Planning and Development  
 Integrated Disbursement and Information System  
 HOPWA Units/Households and Funds Expended  
 Program Year 2010 DALLAS, TX

	Total Units/Households	Total HOPWA Funds Expended	Average Cost Per Unit
Facility-based Housing Development			
Facility-based Housing Development	35	35,000.00	1,000.00
Total number of units developed that 504 accessible	0		
Total number of units developed that are Energy Star compliant	0		
Total number of units permanent housing for homeless	0		
Of those, total number of units designated for chronically homeless	0		
Facility-based Housing Operations			
Facility-based Housing Operations	0	0.00	0.00
Total number of households who received permanent housing that were for homeless	0		
Of those, total number of households who were chronically homeless	0		
Tenant-Based Rental Assistance			
Tenant-Based Rental Assistance	0	0.00	0.00
Total number of households who received permanent housing that were for homeless	0		
Of those, total number of households who were chronically homeless	0		
Short-Term Rent Mortgage Utility			
Short-Term Rent Mortgage Utility Assistance	0	0.00	0.00
Total number of households and expenditures supported with Mortgages	0	64,043.00	0.00
Total number of households who received permanent housing that were for homeless	0		
Supportive Services			
Total of Persons receiving Services in conjunction with HOPWA Housing Assistance	713		
Total of Persons receiving Services but not with Housing Assistance	179		
Housing Placement Activities			
Permanent Housing Placement	0	0.00	0.00
Housing Information	0	0.00	0.00

# MISCELLANEOUS CATEGORIES

*This page intentionally left blank.*



**30. LIST OF ACTIVITIES  
(IDIS REPORT PR02)**

*This page intentionally left blank.*

U.S. Department of Housing and Urban Development  
 Office of Community Planning and Development  
 Integrated Disbursement and Information System  
 List of Activities By Program Year And Project  
 DALLAS, TX

REPORT FOR CPD PROGRAM : CDBG  
 PGM YR : ALL

Funding Agency: DALLAS

Plan Year	IDIS Project	Project	IDIS Activity ID	Activity Name	Activity Status	Program	Funded Amount	Draw Amount	Balance
1994	1	CONVERTED HOME ACTIVITIES	391	7319 MARINGO	Canceled	CDBG	\$0.00	\$0.00	\$0.00
			1897	2426 VAGAS ST.	Completed	CDBG	\$0.00	\$0.00	\$0.00
			2032	3904 SCARSDALE	Canceled	CDBG	\$0.00	\$0.00	\$0.00
			2094	10637 DESDEMONA	Canceled	CDBG	\$0.00	\$0.00	\$0.00
			2251	3906 COPELAND	Canceled	CDBG	\$0.00	\$0.00	\$0.00
			2259	3304 POPLAR SPRINGS	Canceled	CDBG	\$0.00	\$0.00	\$0.00
			2952	TOWNE CENTER APARTMETNS	Open	CDBG	\$0.00	\$0.00	\$0.00
			3178	DAHP MORTGAGE ASSISTANCE PROGRAM	Canceled	CDBG	\$0.00	\$0.00	\$0.00
			3194	4432 LIZZY	Canceled	CDBG	\$0.00	\$0.00	\$0.00
			3224	QUEEN CITY - SD/FP INNERCITY	Canceled	CDBG	\$0.00	\$0.00	\$0.00
			3229	9440 LIPTON LANE	Canceled	CDBG	\$0.00	\$0.00	\$0.00
			3244	4412 LIZZY	Canceled	CDBG	\$0.00	\$0.00	\$0.00
			4615	ST PHILLIPS CHDO	Canceled	CDBG	\$0.00	\$0.00	\$0.00
		<b>Project Total</b>					<b>\$0.00</b>	<b>\$0.00</b>	<b>\$0.00</b>
	2	CONVERTED CDBG ACTIVITIES	2	CDBG COMMITTED FUNDS ADJUSTMENT	Open	CDBG	\$132,908,756.00	\$132,905,797.69	\$2,958.31
			2295	G890-CD4 WALKER CASH TRANSFER	Canceled	CDBG	\$0.00	\$0.00	\$0.00
			2296	G890-G71 WALKER CASH TRANSFER	Canceled	CDBG	\$0.00	\$0.00	\$0.00
			2297	G890-G81 WALKER CASH TRANSFER	Canceled	CDBG	\$0.00	\$0.00	\$0.00
			2298	G913-G48 DALLAS CITIZENS ADVOCACY	Completed	CDBG	\$0.00	\$0.00	\$0.00
			2299	G926-605 ENTERPRISE FOUNDATION-REVOLVING	Canceled	CDBG	\$0.00	\$0.00	\$0.00
			2300	G932-CD4 CD RISK LIABILITY	Completed	CDBG	\$0.00	\$0.00	\$0.00
			2301	G940-CD2 PEAK/BRYAN PL. COMM. MKT. INFR.	Completed	CDBG	\$0.00	\$0.00	\$0.00
			2302	G944-R93 HAMILTON PARK REC CTR	Completed	CDBG	\$0.00	\$0.00	\$0.00
			2303	G969-G21 SDED PROGRAM	Completed	CDBG	\$0.00	\$0.00	\$0.00
			2304	G969-G34 SDED PROGRAM	Completed	CDBG	\$0.00	\$0.00	\$0.00
			2305	G976-CD4 MINOR HOME REPAIR	Completed	CDBG	\$0.00	\$0.00	\$0.00
			2306	G977-CD4 HOME IMPROVEMENT PROGRAM	Completed	CDBG	\$0.00	\$0.00	\$0.00
			2307	G993-CD4 SDDC PROFESSIONAL TECH	Canceled	CDBG	\$0.00	\$0.00	\$0.00
			2308	G993-G21 SDED PROFESSIONAL SERVICES	Completed	CDBG	\$0.00	\$0.00	\$0.00
			2309	MUSEUM OF AFRICAN AMERICAN LIFE/CULTURE	Completed	CDBG	\$0.00	\$0.00	\$0.00
			2310	4557-CD5 NEIGHBORHOOD ST. IMPROVEMENT	Completed	CDBG	\$30,708.82	\$30,708.82	\$0.00
			2311	4558-CD5 CLEAN SOUTH DALLAS	Completed	CDBG	\$10,000.00	\$10,000.00	\$0.00
			2312	4559-CD5 AFTER-SCHOOL: VICKERY MEADOW	Completed	CDBG	\$0.00	\$0.00	\$0.00
			2313	4560-CD5 AFTER-SCHOOL: SKYVIEW ELEM.	Completed	CDBG	\$0.00	\$0.00	\$0.00
			2314	4561-CD5 PRINCE HALL APT AFTER SCHOOL	Completed	CDBG	\$0.00	\$0.00	\$0.00

U.S. Department of Housing and Urban Development  
 Office of Community Planning and Development  
 Integrated Disbursement and Information System  
 List of Activities By Program Year And Project  
 DALLAS, TX

Funding Agency: DALLAS

Plan Year	IDIS Project	Project	IDIS Activity ID	Activity Name	Activity Status	Program	Funded Amount	Draw Amount	Balance
1994	2	CONVERTED CDBG ACTIVITIES	2315	4562-CD5 AFTER SCHOOL: ELISHA M. PEASE	Completed	CDBG	\$34.00	\$34.00	\$0.00
			2316	4563-CD5 N W HAWLEE AFTER SCHOOL	Completed	CDBG	\$0.00	\$0.00	\$0.00
			2317	4564-CD5 AFTER-SCHOOL: OBADIAH KNIGHT	Completed	CDBG	\$0.00	\$0.00	\$0.00
			2318	4565-CD5 AFTER-SCHOOL: LEILAH P. COWART	Completed	CDBG	\$0.00	\$0.00	\$0.00
			2319	4566-CD5 K B POLK AFTER SCHOOL	Completed	CDBG	\$0.00	\$0.00	\$0.00
			2320	4567-CD5 AFTER-SCHOOL: MARCUS REC.	Completed	CDBG	\$0.00	\$0.00	\$0.00
			2321	4568-CD5 AFTER-SCHOOL: DAVID G. BURNET	Completed	CDBG	\$0.00	\$0.00	\$0.00
			2322	4569-CD5 AFTER-SCHOOL: DAN D. ROGERS	Completed	CDBG	\$1,726.99	\$1,726.99	\$0.00
			2323	4570-CD5 AFTER-SCHOOL JOPPA AREA	Completed	CDBG	\$0.00	\$0.00	\$0.00
			2324	4571-CD5 AFTER-SCHOOL: BAYLES ELEM.	Completed	CDBG	\$0.00	\$0.00	\$0.00
			2325	4572-CD5 AFTER-SCHOOL: CLINTON B. RUSSELL	Completed	CDBG	\$0.00	\$0.00	\$0.00
			2326	4573-CD5 AFTER-SCHOOL: COCHRAN ELEM.	Completed	CDBG	\$0.00	\$0.00	\$0.00
			2327	4574-CD5 AFTER-SCHOOL: L.K. HALL	Completed	CDBG	\$0.00	\$0.00	\$0.00
			2328	4575-CD5 AFTER-SCHOOL: MACON ELEM.	Completed	CDBG	\$520.30	\$520.30	\$0.00
			2329	4576-CD5 AFTER-SCHOOL: WILLIAM TRAVIS	Completed	CDBG	\$0.00	\$0.00	\$0.00
			2330	4557-CD5 AFTER SCHOOL: STEPHEN FOSTER	Completed	CDBG	\$0.00	\$0.00	\$0.00
			2331	4578-CD5 CHILDREN AND YOUTH NATURE CAMP	Completed	CDBG	\$22,590.00	\$22,590.00	\$0.00
			2332	4579-CD5 COOPERATIVE GANG PREVENTION PRO	Completed	CDBG	\$73,826.00	\$73,826.00	\$0.00
			2333	4580-CD5 COCHRAN PARK SITE DEVELOPMENT	Completed	CDBG	\$32,168.70	\$32,168.70	\$0.00
			2334	CUMMINGS PARK SITE DEVELOPMENT	Completed	CDBG	\$138,122.92	\$138,122.92	\$0.00
			2335	FRUITDALE PARK SITE DEVELOPMENT	Completed	CDBG	\$48,731.75	\$48,731.75	\$0.00
			2336	J.J. LEMMON PARK SITE DEVELOPMENT	Completed	CDBG	\$79,415.00	\$79,415.00	\$0.00
			2337	KIDD SPRINGS PARK - SITE DEV & HVAC	Completed	CDBG	\$148,548.00	\$148,548.00	\$0.00
			2338	LINDSLEY PARK SITE DEVELOPMENT	Completed	CDBG	\$248,177.00	\$248,177.00	\$0.00
			2339	4586-CD5 N. OAK CLIFF BRANCH LIBRARY REN	Completed	CDBG	\$45,848.25	\$45,848.25	\$0.00
			2340	4587-CD5 PEMBERTON HILL SITE DEVELOPMENT	Completed	CDBG	\$49,791.60	\$49,791.60	\$0.00
			2341	PLEASANT OAKS REC CTR ADA IMPROVEMENTS	Completed	CDBG	\$32,356.00	\$32,356.00	\$0.00
			2342	LARRY JOHNSON RECREATION CENTER	Completed	CDBG	\$23,815.00	\$23,815.00	\$0.00
			2343	ROCHESTER PARK SITE DEVELOPMENT	Completed	CDBG	\$46,994.00	\$46,994.00	\$0.00
			2344	WILLIE B. JOHNSON REC. CTR.	Completed	CDBG	\$53,614.00	\$53,614.00	\$0.00
			2345	4592-CD5 SEND A KID TO CAMP	Completed	CDBG	\$0.00	\$0.00	\$0.00
			2346	ARLINGTON PARK OPEN AIR GYM	Completed	CDBG	\$26,374.06	\$26,374.06	\$0.00
			2347	4594-CD5 MAPLE AVENUE URBAN MAIN ST.	Canceled	CDBG	\$0.00	\$0.00	\$0.00
			2348	4595-CD5 MARTIN LUTHER KING BLVD URBAN	Completed	CDBG	\$3,727.00	\$3,727.00	\$0.00
			2349	4596-CD5 HISTORIC FACADE IMPROVEMENTS	Completed	CDBG	\$0.00	\$0.00	\$0.00
			2350	4597-CD5 HISTORIC PRESERVATION REVIEWS	Completed	CDBG	\$4,735.00	\$4,735.00	\$0.00
			2351	4598-CD5 INTOWN HOUSING IMPLEMENTATION	Completed	CDBG	\$0.00	\$0.00	\$0.00

U.S. Department of Housing and Urban Development  
 Office of Community Planning and Development  
 Integrated Disbursement and Information System  
 List of Activities By Program Year And Project  
 DALLAS, TX

Funding Agency: DALLAS

Plan Year	IDIS Project	Project	IDIS Activity ID	Activity Name	Activity Status	Program	Funded Amount	Draw Amount	Balance
1994	2	CONVERTED CDBG ACTIVITIES	2352	4599-CD5 CD LEGAL SUPPORT	Completed	CDBG	\$0.00	\$0.00	\$0.00
			2353	4600-CD5 DOWNTOWN OAKCLIFF REVITALIZE	Completed	CDBG	\$12,012.00	\$12,012.00	\$0.00
			2354	4601-CD5 ENTERPRISE ZONE ECO. EMPOWERMT.	Completed	CDBG	\$4,892.29	\$4,892.29	\$0.00
			2355	4602-CD5 ECONOMIC DEVELOPMENT DEMO LOANS	Completed	CDBG	\$48,181.00	\$48,181.00	\$0.00
			2356	4603-CD5 ECONOMIC EMPOWERMENT PROGRAM	Completed	CDBG	\$0.00	\$0.00	\$0.00
			2357	4604-CD5 S. DALLAS ECO. DEV/BUSN LOAN	Completed	CDBG	\$214,701.00	\$214,701.00	\$0.00
			2358	4605-CD5 SDDC PROGRAM ADMIN	Completed	CDBG	\$0.00	\$0.00	\$0.00
			2359	4606-CD5 SDDC PROF TECH SERVICE	Completed	CDBG	\$21,087.00	\$21,087.00	\$0.00
			2360	4607-CD5 S. DALLAS ECO. DEV. COMP. & EVA	Completed	CDBG	\$1,162.00	\$1,162.00	\$0.00
			2361	4608-CD5	Canceled	CDBG	\$0.00	\$0.00	\$0.00
			2362	4609-CD5 W DALLAS OCCUPATIONAL TRAINING	Completed	CDBG	\$45,051.00	\$45,051.00	\$0.00
			2363	4610-CD5 CD RISK LIABILITY	Completed	CDBG	\$0.00	\$0.00	\$0.00
			2364	4611-CD5 DEDICATED SAFE EXP. INSP. SUPP.	Completed	CDBG	\$795.00	\$795.00	\$0.00
			2365	4612-CD5 DEDICATED SAFE EXPANSION CODE	Completed	CDBG	\$24,121.00	\$24,121.00	\$0.00
			2366	4613-CD5 PRO-ACTIVE CODE ENFORCEMENT	Completed	CDBG	\$2,619.82	\$2,619.82	\$0.00
			2367	4614-CD5 RELOCATION	Completed	CDBG	\$400,000.00	\$400,000.00	\$0.00
			2368	WALKER CODE ENFORCEMENT CASE WORKER FAM	Completed	CDBG	\$0.00	\$0.00	\$0.00
			2369	4616-CD5 WALKER-CODE ENFORCEMENT CASE	Completed	CDBG	\$0.00	\$0.00	\$0.00
			2370	4617-CD5 WALKER- CODE ENFORCEMENT - ADD	Completed	CDBG	\$0.00	\$0.00	\$0.00
			2371	4618-CD5 VOLUNTEERS IN PLUMBING	Completed	CDBG	\$7,738.44	\$7,738.44	\$0.00
			2372	4622-CD5 HERITAGE ALLIANCE FOR ECO. DEV.	Completed	CDBG	\$0.00	\$0.00	\$0.00
			2373	0769-CD4 AFTER SCHOOL: LEILAH P. COWART	Completed	CDBG	\$0.00	\$0.00	\$0.00
			2374	4501-CD5 ADOLESCENT SUBSTANCE ABUSE	Completed	CDBG	\$0.00	\$0.00	\$0.00
			2375	4502-CD5 ADOLESCENT GANG INTERVENTION PR	Completed	CDBG	\$5,758.54	\$5,758.54	\$0.00
			2376	4503-CD5 ADOLESCENT HEALTH SERVICES	Completed	CDBG	\$34,011.68	\$34,011.68	\$0.00
			2377	4504-CD5 ADULT SUBSTANCE ABUSE	Completed	CDBG	\$19,423.00	\$19,423.00	\$0.00
			2378	4505-CD5 AIDS EARLY INT/CASE MGMT/DAY	Completed	CDBG	\$33,280.80	\$33,280.80	\$0.00
			2379	AIDS EARLY INT/CASE NGNT/DAYCARE -YOUTH	Completed	CDBG	\$86,421.10	\$86,421.10	\$0.00
			2380	4507-CD5 AIDS ED. FOR LOWER INCOME INDIV	Completed	CDBG	\$0.00	\$0.00	\$0.00
			2381	4508-CD5 AIDS RSRC. CTR. HUMAN UNDERSTA.	Canceled	CDBG	\$0.00	\$0.00	\$0.00
			2382	4509-CD5 YOUTH-RELATED SOC. SERV.	Completed	CDBG	\$29,250.00	\$29,250.00	\$0.00
			2383	4510-CD5 CHILD CARE SERVICES PROGRAM	Completed	CDBG	\$16,832.16	\$16,832.16	\$0.00
			2384	4511-CD5 CITY ADOLESCENT HEALTH SERVICES	Completed	CDBG	\$0.00	\$0.00	\$0.00
			2385	4512-CD5 CITY CHILD CARE SERVICES	Completed	CDBG	\$0.00	\$0.00	\$0.00
			2386	4513-CD5 CITY GERIATRIC CRISIS INTERVENT	Completed	CDBG	\$0.00	\$0.00	\$0.00
			2387	4514-CD5 CITY OFFICE OF SENIOR AFFAIRS	Completed	CDBG	\$0.00	\$0.00	\$0.00
			2388	4515-CD5 CLINICAL DENTAL CARE	Completed	CDBG	\$0.00	\$0.00	\$0.00

U.S. Department of Housing and Urban Development  
 Office of Community Planning and Development  
 Integrated Disbursement and Information System  
 List of Activities By Program Year And Project  
 DALLAS, TX

Funding Agency: DALLAS

Plan Year	IDIS Project	Project	IDIS Activity ID	Activity Name	Activity Status	Program	Funded Amount	Draw Amount	Balance
1994	2	CONVERTED CDBG ACTIVITIES	2389	4516-CD5 DAY RESOURCE CENTER RENOVATION	Completed	CDBG	\$25,562.00	\$25,562.00	\$0.00
			2390	4517-CD5 DOMESTIC VIOLENCE ASSISTANCE	Completed	CDBG	\$3,414.00	\$3,414.00	\$0.00
			2391	4518-CD5 EMPLOYMENT ASSISTANCE PROG.	Completed	CDBG	\$9,532.00	\$9,532.00	\$0.00
			2392	4519-CD5 HEALTH CONTRACT MONITORING	Completed	CDBG	\$0.00	\$0.00	\$0.00
			2393	4520-CD5 HOSPICE/RESPITE CARE/CHILDREN	Completed	CDBG	\$0.00	\$0.00	\$0.00
			2394	4521-CD5 I AM THAT I AM TRAINING CTR ACQ	Completed	CDBG	\$35,000.00	\$35,000.00	\$0.00
			2395	4522-CD5 MLK, JR. COMMUNITY CTR. RENOV.	Completed	CDBG	\$285,000.00	\$285,000.00	\$0.00
			2396	4523-CD5 NEIGHBORHOOD ANTI-DRUG PROGRAM	Completed	CDBG	\$0.00	\$0.00	\$0.00
			2397	4524-CD5 SENIOR SERVICES PROGRAM	Completed	CDBG	\$6,833.00	\$6,833.00	\$0.00
			2398	4525-CD5 SOUTH DALLAS HEALTH ACCESS ACQ.	Completed	CDBG	\$0.00	\$0.00	\$0.00
			2399	4526-CD5 TEEN VIOLENCE-VICTIM OUTREACH	Completed	CDBG	\$0.00	\$0.00	\$0.00
			2400	4527-CD5 W. DLS MULTIPURPOSE CTR. RENOV.	Completed	CDBG	\$36,448.28	\$36,448.28	\$0.00
			2401	4528-CD5 YOUTH AND FAMILY SUPPORT SERV.	Completed	CDBG	\$840.11	\$840.11	\$0.00
			2402	YOUTH JOB TRAINING PLEASANT WOOD/P. GROV	Completed	CDBG	\$15,709.00	\$15,709.00	\$0.00
			2403	4530-CD5 YOUTH JOB TRAINING	Completed	CDBG	\$0.00	\$0.00	\$0.00
			2404	4531-CD5 PEOPLE HELPING PEOPLE	Completed	CDBG	\$32.49	\$32.49	\$0.00
			2405	4531-1-CD5 PEOPLE HELP PEOPLE	Completed	CDBG	\$0.00	\$0.00	\$0.00
			2406	CD5 PEOPLE HELPING PEOPLE	Completed	CDBG	\$43,000.00	\$43,000.00	\$0.00
			2407	4532-CD5 HOME IMPROVEMENT PROGRAM	Completed	CDBG	\$93,022.00	\$93,022.00	\$0.00
			2408	4533-CD5 HOUSING ASSISTANCE SUPPORT	Completed	CDBG	\$435.00	\$435.00	\$0.00
			2409	Unknown	Completed	CDBG	\$0.00	\$0.00	\$0.00
			2410	4534-CD5 HOUSING DEV SUPPORT	Completed	CDBG	\$0.00	\$0.00	\$0.00
			2411	Unknown	Completed	CDBG	\$0.00	\$0.00	\$0.00
			2412	Unknown	Completed	CDBG	\$0.00	\$0.00	\$0.00
			2413	4535-CD5 HOUSING MANAGEMENT SUPPORT	Completed	CDBG	\$36.00	\$36.00	\$0.00
			2414	4536-CD5 INFILL HOUSE PROGRAM	Completed	CDBG	\$0.00	\$0.00	\$0.00
			2415	4537-CD5 MINOR HOME REPAIR	Completed	CDBG	\$0.00	\$0.00	\$0.00
			2416	4538-CD5 RENTAL HOUSING PRESERVATION	Completed	CDBG	\$84,511.00	\$84,511.00	\$0.00
			2417	4539-CD5 S. DALLAS/ FAIR PARK MINOR HOME	Completed	CDBG	\$0.00	\$0.00	\$0.00
			2418	4540-CD5 TEMPORARY EMERGENCY HOUSING	Completed	CDBG	\$0.00	\$0.00	\$0.00
			2419	4541-CD5 WALKER-HOME IMPROVEMENT PROGRAM	Completed	CDBG	\$0.00	\$0.00	\$0.00
			2420	4542-CD5 WALKER-MINOR HOME REPAIR WEST	Completed	CDBG	\$0.00	\$0.00	\$0.00
			2421	45431CD5 DEEP ELLUM LOFTS	Canceled	CDBG	\$0.00	\$0.00	\$0.00
			2422	45432CD5 MAJESTIC LOFTS	Canceled	CDBG	\$0.00	\$0.00	\$0.00
			2423	45433CD5 AMERICAN BEAUTY MILL	Canceled	CDBG	\$0.00	\$0.00	\$0.00
			2424	4543 CD5 SECTION 108 REPAYMENTS	Completed	CDBG	\$0.00	\$0.00	\$0.00
			2425	CD FINANCIAL MANAGEMENT	Completed	CDBG	\$0.00	\$0.00	\$0.00

U.S. Department of Housing and Urban Development  
 Office of Community Planning and Development  
 Integrated Disbursement and Information System  
 List of Activities By Program Year And Project  
 DALLAS, TX

Funding Agency: DALLAS

Plan Year	IDIS Project	Project	IDIS Activity ID	Activity Name	Activity Status	Program	Funded Amount	Draw Amount	Balance
1994	2	CONVERTED CDBG ACTIVITIES	2426	INDIRECT COSTS	Completed	CDBG	\$0.00	\$0.00	\$0.00
			2427	WALKER CASH TRANSFER	Canceled	CDBG	\$0.00	\$0.00	\$0.00
			2428	4547-CD5 WALKER-RENT OPTION	Completed	CDBG	\$0.00	\$0.00	\$0.00
			2429	4548-CD5 WALKER HOUSING COMPLIANCE	Completed	CDBG	\$0.00	\$0.00	\$0.00
			2430	4549-CD5 WALKER-SEED MONEY FOR NON-PROFT	Completed	CDBG	\$0.00	\$0.00	\$0.00
			2431	4550-CD5 COMPLIANCE, EVAL., & CONS. PLAN	Completed	CDBG	\$0.00	\$0.00	\$0.00
			2432	4551-CD5 HUD PROGRAMS OVERSIGHT	Completed	CDBG	\$0.00	\$0.00	\$0.00
			2433	4552-CD5 CD AUDITS	Completed	CDBG	\$27,549.86	\$27,549.86	\$0.00
			2434	4553-CD5 CITIZEN PART./CDC SUPPORT	Completed	CDBG	\$0.00	\$0.00	\$0.00
			2435	4554-CD5 WALKER-FAIR HOUSING ENFORC.	Completed	CDBG	\$445.00	\$445.00	\$0.00
			2436	4555-CD5 WALKER FAIR HOUSING COMPLIANCE	Completed	CDBG	\$2,486.00	\$2,486.00	\$0.00
			2437	4688-CD4 NRP-F-EXLINE PARK	Completed	CDBG	\$8,215.24	\$8,215.24	\$0.00
			2438	4689-CD5 NRP-F-WHEATLEY PARK	Completed	CDBG	\$6,197.83	\$6,197.83	\$0.00
			2439	4690-CD5 NRP-F-LAGOW PARK	Completed	CDBG	\$2,907.70	\$2,907.70	\$0.00
			2440	4691-CD5 NRP-A-YOUTH PUBLIC SERVICE	Completed	CDBG	\$19,010.41	\$19,010.41	\$0.00
			2441	4692-CD5 NRP-A-NON YOUTH PUBLIC SERVICES	Completed	CDBG	\$59,883.00	\$59,883.00	\$0.00
			2442	4693-CD5 NRP B YOUTH PUB SERVICE	Completed	CDBG	\$385.22	\$385.22	\$0.00
			2443	4694-CD5 NRP-B-POLICE MOBILE STOREFRONT	Completed	CDBG	\$11,408.39	\$11,408.39	\$0.00
			2444	4695-CD5 NRP-B-YOUTH PUBLIC SERVICES	Completed	CDBG	\$5,683.94	\$5,683.94	\$0.00
			2445	4696-CD5 NRP-B-NON-YOUTH PUBLIC SERVICES	Completed	CDBG	\$8,082.14	\$8,082.14	\$0.00
			2446	4697-CD5 NRP-C-YOUTH PUBLIC SERVICES	Completed	CDBG	\$13,152.22	\$13,152.22	\$0.00
			2447	4698-CD5 NRP-C-NON YOUTH PUBLIC SERVICES	Completed	CDBG	\$15,864.25	\$15,864.25	\$0.00
			2448	4699-CD5 NRP-D-YOUTH PUBLIC SERVICE	Canceled	CDBG	\$0.00	\$0.00	\$0.00
			2449	4700-CD5 NRP-D-POLICE MOBILE STOREFRONT	Completed	CDBG	\$18,618.23	\$18,618.23	\$0.00
			2450	4701-CD5 NRP-E-YOUTH PUBLIC SERVICE	Completed	CDBG	\$899.94	\$899.94	\$0.00
			2451	4702-CD5 NRP-E-NON-YOUTH PUBLIC SERVICES	Completed	CDBG	\$2,486.31	\$2,486.31	\$0.00
			2452	4703-CD5 NRP-F-YOUTH PUBLIC SERVICE	Completed	CDBG	\$7,850.01	\$7,850.01	\$0.00
			2453	4704-CD5 NRP-F-NON-YOUTH PUBLIC SERVICE	Completed	CDBG	\$8,315.00	\$8,315.00	\$0.00
			2454	R95 RENTAL HOUSING PRESERVATION	Completed	CDBG	\$4,130,741.00	\$4,130,741.00	\$0.00
			2455	4735-R95 SUBSTANDARD HOUSING REPAIR	Completed	CDBG	\$250,000.00	\$250,000.00	\$0.00
			2456	4736-R95 CODE ENFORCEMENT	Completed	CDBG	\$3,684,930.00	\$3,684,930.00	\$0.00
			2457	4737-R95 ENGINEERING SERVICES CDBG	Completed	CDBG	\$47,653.73	\$47,653.73	\$0.00
			2458	4738-R95 ENGINEERING SERVICES FOR CDBG	Completed	CDBG	\$176,829.68	\$176,829.68	\$0.00
			2459	4739-R95 KIDD SPRINGS REC. CTR ROOF REPL	Completed	CDBG	\$73,808.71	\$73,808.71	\$0.00
			2460	LANCASTER Kiest BRANCH LIBRARY REPAIR	Completed	CDBG	\$57,059.63	\$57,059.63	\$0.00
			2461	4741-R95 BECKLEY-SANER RECREATION CTR	Completed	CDBG	\$52,822.00	\$52,822.00	\$0.00
			2462	4742-R95 NASH/DAVIS RECREATION CENTER	Completed	CDBG	\$36,310.00	\$36,310.00	\$0.00

U.S. Department of Housing and Urban Development  
 Office of Community Planning and Development  
 Integrated Disbursement and Information System  
 List of Activities By Program Year And Project  
 DALLAS, TX

Funding Agency: DALLAS

Plan Year	IDIS Project	Project	IDIS Activity ID	Activity Name	Activity Status	Program	Funded Amount	Draw Amount	Balance
1994	2	CONVERTED CDBG ACTIVITIES	2463	4743-R95 J.C. PHELPS REC. CTR. RENOV.	Completed	CDBG	\$59,319.00	\$59,319.00	\$0.00
			2464	5961-R95 S. DALLAS ECO. DEV. LOAN RESERV	Completed	CDBG	\$150,000.00	\$150,000.00	\$0.00
			2465	5962-R95 N. OAK CLIFF BRANCH LIBRARY	Completed	CDBG	\$38,226.00	\$38,226.00	\$0.00
			2466	5963-R95 DALLAS W. BRANCH LIBRARY RENOV.	Completed	CDBG	\$18,537.87	\$18,537.87	\$0.00
			2467	5964-R95 LAKEWOOD BRANCH LIBRARY RENOV.	Completed	CDBG	\$65,980.00	\$65,980.00	\$0.00
			2468	K B POLK RECREATION CENTER ADDITION	Completed	CDBG	\$245,788.84	\$245,788.84	\$0.00
			2469	5966-R95 ARLINGTON PARK JOGGING TRAIL	Completed	CDBG	\$162,000.00	\$162,000.00	\$0.00
			2470	WALKER FAIR HOU ENFORCE ADD	Completed	CDBG	\$0.00	\$0.00	\$0.00
			2471	6038-CD4 WALKER-FAIR HOUSING ADDED	Completed	CDBG	\$32,551.00	\$32,551.00	\$0.00
			2472	6039-CD3 WALKER HOU COMPLIANCE	Completed	CDBG	\$0.00	\$0.00	\$0.00
			2473	WALKER HOUSING COMPLIANCE	Completed	CDBG	\$0.00	\$0.00	\$0.00
			2474	6041-CD4 WALKER CODE ENFORCE FAM	Completed	CDBG	\$0.00	\$0.00	\$0.00
			2475	6043-CD4 WALKER CODE ENFORCE WEST	Completed	CDBG	\$0.00	\$0.00	\$0.00
			2476	6067-CD4 WALKER-FAIR HOUSING ENFORC.	Completed	CDBG	\$2,538.00	\$2,538.00	\$0.00
			2477	6067-G71 WALKER FAIR HOU ENFORCE	Completed	CDBG	\$0.00	\$0.00	\$0.00
			2478	6067-G81 WALKER FAIR HOU ENFORCEMENT	Completed	CDBG	\$0.00	\$0.00	\$0.00
			2479	6082-CD3 PRO-ACTIVE CODE ENFORCEMENT	Completed	CDBG	\$0.00	\$0.00	\$0.00
			2480	6082-CD4 PRO-ACTIVE CODE ENFORCEMENT	Completed	CDBG	\$0.00	\$0.00	\$0.00
			2481	6102-G21 ECONOMIC DEVELOPMENT DEMO	Completed	CDBG	\$0.00	\$0.00	\$0.00
			2482	C. D. PROGRAM INCOME	Canceled	CDBG	\$0.00	\$0.00	\$0.00
			2483	6189-CD4 WALKER-CODE ENFORCEMENT-ADDED	Completed	CDBG	\$0.00	\$0.00	\$0.00
			2484	6219-CD4 CITY OFFICE OF SENIOR AFFAIRS	Completed	CDBG	\$0.00	\$0.00	\$0.00
			2485	6223-CD4 HOU ASSIST SUPPORT	Completed	CDBG	\$0.00	\$0.00	\$0.00
			2486	6224-CD4 HOU DEVELOP SUPPORT	Completed	CDBG	\$0.00	\$0.00	\$0.00
			2487	6224-4-CD3 HOU DEVELOP SUPPORT	Completed	CDBG	\$0.00	\$0.00	\$0.00
			2488	6228-CD4 PEOPLE-HELPING-PEOPLE	Completed	CDBG	\$0.00	\$0.00	\$0.00
			2489	PEOPLE HELPING PEOPLE	Completed	CDBG	\$0.00	\$0.00	\$0.00
			2490	PROPLE HELPING PEOPLE	Completed	CDBG	\$0.00	\$0.00	\$0.00
			2491	PEOPLE HELPING PEOPLE	Completed	CDBG	\$0.00	\$0.00	\$0.00
			2492	HOU MANAGEMENT SUPPORT SERVICE	Completed	CDBG	\$0.00	\$0.00	\$0.00
			2493	6231-CD4 HOUSING DEVELOPMENT SUPPORT	Completed	CDBG	\$0.00	\$0.00	\$0.00
			2494	HOU MANAGEMENT SUPPORT SERVICE	Completed	CDBG	\$0.00	\$0.00	\$0.00
			2495	CITY CHILD CARE SERVICES	Canceled	CDBG	\$0.00	\$0.00	\$0.00
			2496	6233-CD4 CITY CHILD CARE SERVICES	Completed	CDBG	\$0.00	\$0.00	\$0.00
			2497	Unknown	Completed	CDBG	\$0.00	\$0.00	\$0.00
			2498	6235-CD4 CITY ADOLESCENT HEALTH	Completed	CDBG	\$0.00	\$0.00	\$0.00
			2499	Unknown	Completed	CDBG	\$0.00	\$0.00	\$0.00



U.S. Department of Housing and Urban Development  
 Office of Community Planning and Development  
 Integrated Disbursement and Information System  
 List of Activities By Program Year And Project  
 DALLAS, TX

Funding Agency: DALLAS

Plan Year	IDIS Project	Project	IDIS Activity ID	Activity Name	Activity Status	Program	Funded Amount	Draw Amount	Balance
1994	2	CONVERTED CDBG ACTIVITIES	2500	6240-CD4 HEALTH CARE MONITORING	Completed	CDBG	\$0.00	\$0.00	\$0.00
			2501	6240-G81 HEALTH CONTRACT MONITORING	Completed	CDBG	\$0.00	\$0.00	\$0.00
			2502	6255-CD3 NRP-BURGLAR BAR RETROFIT/SMOKE	Canceled	CDBG	\$0.00	\$0.00	\$0.00
			2503	6258-CD4 CD LEGAL SUPPORT	Completed	CDBG	\$0.00	\$0.00	\$0.00
			2504	6259-CD2 CD PROGRAM OVERSIGHT	Completed	CDBG	\$0.00	\$0.00	\$0.00
			2505	6259-CD3 CD PROGRAM OVERSIGHT	Completed	CDBG	\$0.00	\$0.00	\$0.00
			2506	6259-CD4 HUD PROGRAM OVERSIGHT	Completed	CDBG	\$0.00	\$0.00	\$0.00
			2507	6259-G81 CD PROGRAM OVERSIGHT	Completed	CDBG	\$0.00	\$0.00	\$0.00
			2508	6262-CD4 HOU PROGRAM ADMIN	Completed	CDBG	\$0.00	\$0.00	\$0.00
			2509	6265-CD4 CD FINANCIAL MGMT	Completed	CDBG	\$0.00	\$0.00	\$0.00
			2510	6265-G81 CD FINANCIAL MGMT	Completed	CDBG	\$0.00	\$0.00	\$0.00
			2511	6272-CD3 HISTORIC PRESERVATION REVIEW	Completed	CDBG	\$0.00	\$0.00	\$0.00
			2512	HISTORIC PRESERVATION REVIEW/MITIGATION	Completed	CDBG	\$2,860.02	\$2,860.02	\$0.00
			2513	6272-R92 HISTORIC PRESERVATION	Completed	CDBG	\$0.00	\$0.00	\$0.00
			2514	6518-CD4 COMPLIANCE AND EVALUTION PRO.	Completed	CDBG	\$0.00	\$0.00	\$0.00
			2515	6518-G81 COMPLIANCE AND EVAL	Completed	CDBG	\$0.00	\$0.00	\$0.00
			2516	6709-CD3 RELOCATION/REPLACEMENT HOUSING	Completed	CDBG	\$0.00	\$0.00	\$0.00
			2517	6709-CD4 RELOCATION	Completed	CDBG	\$134,311.00	\$134,311.00	\$0.00
			2518	6723-CD3 ENTERPRISE ZONE ECONOMIC	Canceled	CDBG	\$0.00	\$0.00	\$0.00
			2519	ENTERPRISE ZONE ECONOMIC EMPOWERMENT	Completed	CDBG	\$650.00	\$650.00	\$0.00
			2520	ENTERPRISE ZONE ECO. EMPOWERMENT PROGRAM	Canceled	CDBG	\$0.00	\$0.00	\$0.00
			2521	6778-CD2 FUNDS AVAIL FOR REPROGRAMMING	Completed	CDBG	\$0.00	\$0.00	\$0.00
			2522	6784-R93 FAIR PARK/MLK STREET	Canceled	CDBG	\$0.00	\$0.00	\$0.00
			2523	6785-R93 YOUTH/JUVENILE INITIATIVES	Completed	CDBG	\$0.00	\$0.00	\$0.00
			2524	6786-R93 AFTER SCHOOL PROGRAMS	Completed	CDBG	\$0.00	\$0.00	\$0.00
			2525	7651-CD4 DOWNTOWN OAK CLIFF REVITAL	Completed	CDBG	\$0.00	\$0.00	\$0.00
			2526	CREDIT	Canceled	CDBG	\$0.00	\$0.00	\$0.00
			2527	G780-G34 AIDS FUNDING CONCEPT	Completed	CDBG	\$0.00	\$0.00	\$0.00
			2528	G781-CD3 GREATER DALLAS FOUND-HOUSING	Completed	CDBG	\$0.00	\$0.00	\$0.00
			2529	G781-CD4 HOUSING OUTREACH PROGRAM	Completed	CDBG	\$2,145.00	\$2,145.00	\$0.00
			2530	G782-G43 NEIGHBORHOOD REVITAL CONCEPTS	Completed	CDBG	\$0.00	\$0.00	\$0.00
			2531	G787-CD4 BETHLEHEM FOUNDATION CONCEPT	Completed	CDBG	\$0.00	\$0.00	\$0.00
			2532	RENTAL HOUSING PRESERVATION	Completed	CDBG	\$199,868.37	\$199,868.37	\$0.00
			2533	G798-CD4 HOMELESS ASSISTANCE	Completed	CDBG	\$0.00	\$0.00	\$0.00
			2534	G814-CD4 SEND A KID TO CAMP	Completed	CDBG	\$0.00	\$0.00	\$0.00
			2535	G823-CD4 PLEASANT OAKS REC. CTR. ROOF	Completed	CDBG	\$0.00	\$0.00	\$0.00
			2536	G826-CD3 HOME OWNERSHIP COUNSELING	Completed	CDBG	\$8,915.00	\$8,915.00	\$0.00

U.S. Department of Housing and Urban Development  
 Office of Community Planning and Development  
 Integrated Disbursement and Information System  
 List of Activities By Program Year And Project  
 DALLAS, TX

Funding Agency: DALLAS

Plan Year	IDIS Project	Project	IDIS Activity ID	Activity Name	Activity Status	Program	Funded Amount	Draw Amount	Balance
1994	2	CONVERTED CDBG ACTIVITIES	2537	G834-CD4 GRAWYLER PARK PLAYGROUND	Completed	CDBG	\$0.00	\$0.00	\$0.00
			2538	WINNETKA PARK PLAYGROUND	Completed	CDBG	\$8,632.00	\$8,632.00	\$0.00
			2539	HIGHLAND HILLS (TOMMIE ALLEN) PARK TRAIL	Completed	CDBG	\$3,582.48	\$3,582.48	\$0.00
			2540	G839-CD4 PEARY PARK PLAYGROUND CONST.	Completed	CDBG	\$5,773.00	\$5,773.00	\$0.00
			2541	G845-G81 WALKER-ECO DEV DEMONSTRA FUNDS	Completed	CDBG	\$115,225.82	\$115,225.82	\$0.00
			2542	G846-CD4 NUESTRO CENTRO CENTER RENOV.	Completed	CDBG	\$0.00	\$0.00	\$0.00
			2543	G848-G81 KOREAN CENTER	Completed	CDBG	\$0.00	\$0.00	\$0.00
			2544	G853-CD4 BONNIEVIEW STORM DRAINAGE	Completed	CDBG	\$0.00	\$0.00	\$0.00
			2545	G854-CD4 TIPS BLVD/STARKE ELEM. SCHOOL	Completed	CDBG	\$0.00	\$0.00	\$0.00
			2546	G863-CD4 CD AUDITS	Completed	CDBG	\$0.00	\$0.00	\$0.00
			2547	INFILL HOUSING PROGRAM	Completed	CDBG	\$160,754.07	\$160,754.07	\$0.00
			2548	INFILL HOUSING	Completed	CDBG	\$96,091.15	\$96,091.15	\$0.00
			2549	G878-CD4 BETHLEHEM FOUNDATION	Completed	CDBG	\$0.00	\$0.00	\$0.00
			2550	G881-G71 WALKER - PLAYSLABS & TOTLOTS W.	Completed	CDBG	\$131,979.70	\$131,979.70	\$0.00
			2551	G881-G81 WALKER-PLAYSLABS & TOTLOTS WEST	Completed	CDBG	\$17,480.00	\$17,480.00	\$0.00
			2552	G882-CD4 WALKER MINOR HOME REP WEST	Completed	CDBG	\$0.00	\$0.00	\$0.00
			2553	G883-CD4 WALKER -MINOR HOME REPAIR FAMIL	Completed	CDBG	\$0.00	\$0.00	\$0.00
			2554	G884-CD4 WALKER HIP WEST	Completed	CDBG	\$0.00	\$0.00	\$0.00
			2555	G885-CD4 WALKER- HOME IMPROVEMENT PROGRA	Completed	CDBG	\$17,500.00	\$17,500.00	\$0.00
			2556	G886-CD4 WALKER SEED MONEY	Completed	CDBG	\$0.00	\$0.00	\$0.00
			2557	G887-G71 WALKER-SECURITY LIGHTING-WEST	Completed	CDBG	\$134,147.00	\$134,147.00	\$0.00
			2558	G887-G81 WALKER-SECURITY LIGHTING WEST	Canceled	CDBG	\$0.00	\$0.00	\$0.00
			2559	G888-G81 WALKER SECURITY LIGHTING	Completed	CDBG	\$0.00	\$0.00	\$0.00
			2560	G889-CD3 WALKER RENT OPTION	Completed	CDBG	\$0.00	\$0.00	\$0.00
			2561	G889-CD4 WALKER RENT OPTION	Completed	CDBG	\$0.00	\$0.00	\$0.00
			2562	G889-G71 WALKER RENT OPTION	Completed	CDBG	\$0.00	\$0.00	\$0.00
			2563	G890-CD2 WALKER CASH TRANSFER	Canceled	CDBG	\$0.00	\$0.00	\$0.00
			2564	G890-CD3 WALKER CASH TRANSFER	Canceled	CDBG	\$0.00	\$0.00	\$0.00
			2565	0641-CD3 NON-PROFIT CAPACITY	Canceled	CDBG	\$0.00	\$0.00	\$0.00
			2566	0642-CD3 SD/FP MINOR HOME REPAIR	Completed	CDBG	\$0.00	\$0.00	\$0.00
			2567	0642-CD4 SD/FP MINOR HOME REPAIR	Completed	CDBG	\$0.00	\$0.00	\$0.00
			2568	0643-CD3 S DALLAS BUS LOAN RESERVE	Completed	CDBG	\$0.00	\$0.00	\$0.00
			2569	0643-CD4 S. DALLAS ECO. DEV.LOAN RESERVE	Completed	CDBG	\$125,000.00	\$125,000.00	\$0.00
			2570	0643-R93 S DALLAS BUSN LOAN RESERVE	Completed	CDBG	\$0.00	\$0.00	\$0.00
			2571	0644-CD3 LANCASTER KIEST BRANCH LIBRARY	Completed	CDBG	\$81,254.06	\$81,254.06	\$0.00
			2572	0645-CD3 COOPERATIVE GANG PREVENTION	Completed	CDBG	\$1,019.00	\$1,019.00	\$0.00
			2573	0645-CD4 COPPERATIVE GANG PREVENTION PR.	Completed	CDBG	\$48,384.18	\$48,384.18	\$0.00

U.S. Department of Housing and Urban Development  
 Office of Community Planning and Development  
 Integrated Disbursement and Information System  
 List of Activities By Program Year And Project  
 DALLAS, TX

Funding Agency: DALLAS

Plan Year	IDIS Project	Project	IDIS Activity ID	Activity Name	Activity Status	Program	Funded Amount	Draw Amount	Balance
1994	2	CONVERTED CDBG ACTIVITIES	2574	0646-CD3 CRAWFORD-ELAM PARK EROSION CONT	Completed	CDBG	\$0.00	\$0.00	\$0.00
			2575	0648-CD3 JAYCEE ZARAGOZA RENOV. DESIGN I	Completed	CDBG	\$0.00	\$0.00	\$0.00
			2576	0648-CD4 JAYCEE/ZARAGOZA CTR. RENOV.	Completed	CDBG	\$0.00	\$0.00	\$0.00
			2577	0650-CD3 LINDSEY PARK IMPROVEMENTS	Completed	CDBG	\$0.00	\$0.00	\$0.00
			2578	0651-CD3 FIRE TRAINING RENOVATION	Completed	CDBG	\$0.00	\$0.00	\$0.00
			2579	0651-CD4 ARLINGTON PARK REC CTR IMPVMTS	Completed	CDBG	\$2,973.80	\$2,973.80	\$0.00
			2580	0652-CD2 LAKE CLIFF PARK	Canceled	CDBG	\$0.00	\$0.00	\$0.00
			2581	0652-CD3 LAKE CLIFF PARK	Completed	CDBG	\$0.00	\$0.00	\$0.00
			2582	0654-CD3 HISTORIC FACADE IMPROVEMENTS	Completed	CDBG	\$6,697.00	\$6,697.00	\$0.00
			2583	0655-CD3 ENTERPRISE ZONE DEVELOP	Completed	CDBG	\$0.00	\$0.00	\$0.00
			2584	0656-CD4 LATE NIGHT REC CENTER	Completed	CDBG	\$0.00	\$0.00	\$0.00
			2585	0657-CD3 ECONOMIC DEVELOPMENT LOAN PROG.	Canceled	CDBG	\$0.00	\$0.00	\$0.00
			2586	0657-CD4 ECONOMIC DEVELOPMENT	Canceled	CDBG	\$0.00	\$0.00	\$0.00
			2587	0658-CD3 IN-TOWN HOUSING PRE-DEVELOPMENT	Completed	CDBG	\$63,313.79	\$63,313.79	\$0.00
			2588	INTOWN HOUSING IMPLEMENTATION	Completed	CDBG	\$0.00	\$0.00	\$0.00
			2589	0659-CD4 ECONOMIC DEVELOPMENT DEP.	Completed	CDBG	\$0.00	\$0.00	\$0.00
			2590	0661-CD4 NEIGHBORHOOD REN PARTNERSHIP	Canceled	CDBG	\$0.00	\$0.00	\$0.00
			2591	0663-CD4 DEDICATED SAFE EXP. INSP. SUPP.	Completed	CDBG	\$0.00	\$0.00	\$0.00
			2592	0664-CD4 DEDICATED SAFE CODE	Completed	CDBG	\$0.00	\$0.00	\$0.00
			2593	0666-CD4 AFTER SCHOOL PROGRAM- DAVID BUR	Completed	CDBG	\$0.00	\$0.00	\$0.00
			2594	0667-CD4 ECONOMIC EMPOWERMENT PROGRAM	Completed	CDBG	\$13,884.00	\$13,884.00	\$0.00
			2595	HERITAGE ALLIANCE FOR ECO DEVELOPMENT	Completed	CDBG	\$0.00	\$0.00	\$0.00
			2596	0672-CD4 AFTER SCHOOL- VICKERY MEADOWS	Completed	CDBG	\$0.00	\$0.00	\$0.00
			2597	0673-CD4 MAPLE AVENUE URBAN MAIN STREET	Canceled	CDBG	\$0.00	\$0.00	\$0.00
			2598	0674-CD4 MLK URBAN MAIN STREET	Completed	CDBG	\$0.00	\$0.00	\$0.00
			2599	0675-CD4 HOSPICE/RESPITE	Completed	CDBG	\$0.00	\$0.00	\$0.00
			2600	0676-CD4 AIDS EARLY INT/CASE MGMT/DAY	Completed	CDBG	\$18,243.00	\$18,243.00	\$0.00
			2601	0677-CD3 NRP-PEOPLE HELPING PEOPLE	Completed	CDBG	\$0.00	\$0.00	\$0.00
			2602	0678-CD3 NRP MINOR HOME REPAIR	Completed	CDBG	\$14,016.00	\$14,016.00	\$0.00
			2603	Unknown	Completed	CDBG	\$0.00	\$0.00	\$0.00
			2604	0680-CD3 NRP-ST. IMPROVEMENTS (PAVING)	Completed	CDBG	\$30,196.46	\$30,196.46	\$0.00
			2605	0680-CD4 POLK AFTER SCHOOL PROGRAM	Completed	CDBG	\$0.00	\$0.00	\$0.00
			2606	0680-R93 K.B. POLK REC CENTER	Completed	CDBG	\$0.00	\$0.00	\$0.00
			2607	0681-CD3 NRP-CURB, SIDEWALK AND GUTTER	Completed	CDBG	\$37,261.82	\$37,261.82	\$0.00
			2608	0681-CD4 AFTER SCHOOL: MARCUS RECREATION	Completed	CDBG	\$0.00	\$0.00	\$0.00
			2609	0682-CD4 AFTER SCHOOL: DAN D. RODGERS	Completed	CDBG	\$0.00	\$0.00	\$0.00
			2610	0683-CD3 NRP BECKLEY	Completed	CDBG	\$0.00	\$0.00	\$0.00

U.S. Department of Housing and Urban Development  
 Office of Community Planning and Development  
 Integrated Disbursement and Information System  
 List of Activities By Program Year And Project  
 DALLAS, TX

Funding Agency: DALLAS

Plan Year	IDIS Project	Project	IDIS Activity ID	Activity Name	Activity Status	Program	Funded Amount	Draw Amount	Balance
1994	2	CONVERTED CDBG ACTIVITIES	2611	NRP-EXLINE REC. CTR. IMPROVEMENTS	Completed	CDBG	\$11,443.89	\$11,443.89	\$0.00
			2612	0685-CD3 NRP-BUSINESS FACADE IMPROVEMENT	Completed	CDBG	\$87,242.12	\$87,242.12	\$0.00
			2613	0687-CD4 COMMUNITY CENTER FOR THE DEAF	Completed	CDBG	\$0.00	\$0.00	\$0.00
			2614	0688-CD4 GARDENERS IN COMM DEVELOP	Canceled	CDBG	\$0.00	\$0.00	\$0.00
			2615	0690-CD4 TURNKEY COMM CTR IMP	Canceled	CDBG	\$0.00	\$0.00	\$0.00
			2616	0691-CD4 TURNKEY BOYS AND GIRLS	Completed	CDBG	\$0.00	\$0.00	\$0.00
			2617	0692-CD4 CHURCH STREET ACADEMY	Completed	CDBG	\$0.00	\$0.00	\$0.00
			2618	0693-CD4 PEMBERTON HILL DRAINAGE PHASE I	Completed	CDBG	\$142,031.95	\$142,031.95	\$0.00
			2619	0697-CD4 VOLUNTEERS IN PLUMBING-MINOR	Completed	CDBG	\$393.00	\$393.00	\$0.00
			2620	0699-CD4 EDD CONTRACT COMPLIANCE	Completed	CDBG	\$0.00	\$0.00	\$0.00
			2621	NRP - CUMMINGS PARK SITE IMPROVEMENTS	Completed	CDBG	\$0.00	\$0.00	\$0.00
			2622	0704-CD4 POLK REC CENTER	Completed	CDBG	\$0.00	\$0.00	\$0.00
			2623	0763-CD4 AFTER SCHOOL: SKYVIEW ELEM.	Completed	CDBG	\$0.00	\$0.00	\$0.00
			2624	0764-CD4 LIPSCOMB ELEM AFTER SCHOOL	Completed	CDBG	\$0.00	\$0.00	\$0.00
			2625	0765-CD4 PRINCE HALL AFTER SCHOOL	Completed	CDBG	\$0.00	\$0.00	\$0.00
			2626	0766-CD4 PEASE ELEM AFTER SCHOOL	Completed	CDBG	\$0.00	\$0.00	\$0.00
			2627	0767-CD4 HARLEE AFTER SCHOOL PROGRAM	Completed	CDBG	\$0.00	\$0.00	\$0.00
			2628	0768-CD4 AFTER-SCHOOL: OBADIAH KNIGHT	Completed	CDBG	\$0.00	\$0.00	\$0.00
			2629	0600-CD3 ADOLESCENT GANG INTERVENTION	Completed	CDBG	\$0.00	\$0.00	\$0.00
			2630	0600-CD4 ADOLESCENT GANG INTERVENTION	Completed	CDBG	\$604.18	\$604.18	\$0.00
			2631	0601-CD3 ADOLESCENT HEALTH SERVICES PROG	Canceled	CDBG	\$0.00	\$0.00	\$0.00
			2632	0601-CD4 ADOLSCENT HEALTH SERVICE	Completed	CDBG	\$0.00	\$0.00	\$0.00
			2633	AIDS RESOURCE CENTER RENOVATION	Completed	CDBG	\$0.00	\$0.00	\$0.00
			2634	0603-CD2 CHILD CARE SERVICES	Completed	CDBG	\$0.00	\$0.00	\$0.00
			2635	0603-CD3 CHILD CARE SERVICES	Completed	CDBG	\$0.00	\$0.00	\$0.00
			2636	CHILD CARE SERVICES PROGRAM	Canceled	CDBG	\$0.00	\$0.00	\$0.00
			2637	AIDS EDUC/LOWER INC. IND. PROGRAM	Completed	CDBG	\$0.00	\$0.00	\$0.00
			2638	0606-CD4 LITTLE FOLKS SCHOOL IMPROVEMENT	Completed	CDBG	\$0.00	\$0.00	\$0.00
			2639	0607-CD2 MLK, JR. COMM. CTR RENOVATION	Completed	CDBG	\$12,651.00	\$12,651.00	\$0.00
			2640	0607-CD3 MLK, JR. COMM. CTR. RENOVATIONS	Completed	CDBG	\$12,733.84	\$12,733.84	\$0.00
			2641	0607-CD4 MLK, JR. COMM. CTR. RENOVATIONS	Completed	CDBG	\$81,319.79	\$81,319.79	\$0.00
			2642	0608-CD4 SENIOR SERVICES	Completed	CDBG	\$0.00	\$0.00	\$0.00
			2643	0609-CD2 WALKER APART REPAIR	Completed	CDBG	\$0.00	\$0.00	\$0.00
			2644	SIDEWALKS, STREETS AND CURBS	Completed	CDBG	\$0.00	\$0.00	\$0.00
			2645	0611-CD2 NEIGHBORHOOD STREET IMP PETIT	Completed	CDBG	\$0.00	\$0.00	\$0.00
			2646	0611-CD3 NEIGHBORHOOD ST. IMPOVEMENT	Completed	CDBG	\$0.00	\$0.00	\$0.00
			2647	0612-CD2 J C ZARAGOZA	Completed	CDBG	\$0.00	\$0.00	\$0.00

U.S. Department of Housing and Urban Development  
 Office of Community Planning and Development  
 Integrated Disbursement and Information System  
 List of Activities By Program Year And Project  
 DALLAS, TX

Funding Agency: DALLAS

Plan Year	IDIS Project	Project	IDIS Activity ID	Activity Name	Activity Status	Program	Funded Amount	Draw Amount	Balance
1994	2	CONVERTED CDBG ACTIVITIES	2648	0614-CD2 RAY PARK GREENSPACE	Completed	CDBG	\$0.00	\$0.00	\$0.00
			2649	0614-CD3 RAY PARK GREENSPACE	Completed	CDBG	\$0.00	\$0.00	\$0.00
			2650	0614-CD4 RAY PARK GREENSPACE	Completed	CDBG	\$0.00	\$0.00	\$0.00
			2651	0615-CD3 BUSINESS RETENTION/EXPANSION	Completed	CDBG	\$14,905.00	\$14,905.00	\$0.00
			2652	0616-CD4 YOUTH AND FAMILY SUPPORT SERV.	Completed	CDBG	\$0.00	\$0.00	\$0.00
			2653	0634-CD3 ADOLSCENT/ADULT SUBSTANCE ABUSE	Completed	CDBG	\$0.00	\$0.00	\$0.00
			2654	0636-CD54 AIDS EARLY INTERV/CASE MGMT.	Completed	CDBG	\$6,759.25	\$6,759.25	\$0.00
			2655	0636-R93 AIDS EARLY INTVENT. CASE MNGT.	Canceled	CDBG	\$0.00	\$0.00	\$0.00
			2656	DOMESTIC VIOLENCE ASSISTANCE	Canceled	CDBG	\$0.00	\$0.00	\$0.00
			2657	0639-CD3 MAPLE AVE COMMUNITY CTR	Canceled	CDBG	\$0.00	\$0.00	\$0.00
			2658	Unknown	Completed	CDBG	\$0.00	\$0.00	\$0.00
			2659	4643-R94 EXLINE RECREATION CTR ADN./REN.	Completed	CDBG	\$192,372.42	\$192,372.42	\$0.00
			2660	4644-R94 DHA - BARBARA JORDAN ST. IMPROV	Completed	CDBG	\$2,500.00	\$2,500.00	\$0.00
			2661	GRAUWYLER PARK SITE DEVELOPMENT	Completed	CDBG	\$382.90	\$382.90	\$0.00
			2662	MONARCH PARK SITE DEVELOPMENT	Completed	CDBG	\$14,444.00	\$14,444.00	\$0.00
			2663	PLEASANT OAKS REC. CTR. IMPROVEMENTS	Completed	CDBG	\$15,844.20	\$15,844.20	\$0.00
			2664	4651-CD4 NRP-A-PEOPLE HELPING PEOPLE	Completed	CDBG	\$19,431.50	\$19,431.50	\$0.00
			2665	4651-CD5 NRP-A-PEOPLE HELPING PEOPLE	Completed	CDBG	\$24,267.00	\$24,267.00	\$0.00
			2666	4652-CD4 NRP-B-PEOPLE HELPING PEOPLE	Completed	CDBG	\$1,561.50	\$1,561.50	\$0.00
			2667	4652-CD5 NRP-B-PEOPLE HELPING PEOPLE	Completed	CDBG	\$11,274.00	\$11,274.00	\$0.00
			2668	4653-CD4 NRP-D-PEOPLE HELPING PEOPLE	Completed	CDBG	\$10,186.00	\$10,186.00	\$0.00
			2669	4653-CD5 NRP-D-PEOPLE HELPING PEOPLE	Completed	CDBG	\$13,110.00	\$13,110.00	\$0.00
			2670	4654-CD4 NRP-E-PEOPLE HELPING PEOPLE	Completed	CDBG	\$0.00	\$0.00	\$0.00
			2671	4654-CD5 NRP-E-PEOPLE HELPING PEOPLE	Completed	CDBG	\$8,861.00	\$8,861.00	\$0.00
			2672	4655-CD4 NRP A HOME IMPROVEMENT PROG.	Completed	CDBG	\$30,000.00	\$30,000.00	\$0.00
			2673	4656-CD5 NRP-F-PEOPLE HELPING PEOPLE	Completed	CDBG	\$21,494.50	\$21,494.50	\$0.00
			2674	4657-CD5 NRP A MINOR HOME REPAIR	Completed	CDBG	\$0.00	\$0.00	\$0.00
			2675	4658-CD4 NRP-B-MINOR HOME REPAIR	Completed	CDBG	\$48,331.00	\$48,331.00	\$0.00
			2676	4658-CD5 NRP MINOR HOME REPAIR-AREA B	Completed	CDBG	\$76,848.00	\$76,848.00	\$0.00
			2677	4659-CD4 NRP-B-MINOR HOME REPAIR	Completed	CDBG	\$0.00	\$0.00	\$0.00
			2678	4659-CD5 NRP-B-MINOR HOME REPAIR	Completed	CDBG	\$0.00	\$0.00	\$0.00
			2679	4660-CD4 NRP-C-MINOR HOME REPAIR	Completed	CDBG	\$872.00	\$872.00	\$0.00
			2680	4660-CD5 NRP-C-MINOR HOME REPAIR	Completed	CDBG	\$71,276.00	\$71,276.00	\$0.00
			2681	4661-CD4 NRP - D MINOR HOME REPAIR	Completed	CDBG	\$0.00	\$0.00	\$0.00
			2682	4661-CD5 NRP - D - MINOR HOME REPAIR	Completed	CDBG	\$0.00	\$0.00	\$0.00
			2683	4662-CD4 NRP-E-MINOR HOME REPAIR	Completed	CDBG	\$35,000.00	\$35,000.00	\$0.00
			2684	4662-CD5 NRP - E- MINOR HOME REPAIR	Completed	CDBG	\$30,000.00	\$30,000.00	\$0.00

U.S. Department of Housing and Urban Development  
 Office of Community Planning and Development  
 Integrated Disbursement and Information System  
 List of Activities By Program Year And Project  
 DALLAS, TX

Funding Agency: DALLAS

Plan Year	IDIS Project	Project	IDIS Activity ID	Activity Name	Activity Status	Program	Funded Amount	Draw Amount	Balance
1994	2	CONVERTED CDBG ACTIVITIES	2685	4663-CD4 NRP-F-MINOR HOME REPAIR	Completed	CDBG	\$0.00	\$0.00	\$0.00
			2686	NRP-F-MINOR HOME REPAIR	Completed	CDBG	\$29,633.00	\$29,633.00	\$0.00
			2687	4664-CD4 HOME IMPROVEMENT AREA B	Completed	CDBG	\$25,000.00	\$25,000.00	\$0.00
			2688	HOME IMPROVEMENT, AREA B	Completed	CDBG	\$25,000.00	\$25,000.00	\$0.00
			2689	HOME IMPROVEMENT AREA D	Completed	CDBG	\$25,000.00	\$25,000.00	\$0.00
			2690	HOME IMPROVEMENT AREA D	Completed	CDBG	\$25,000.00	\$25,000.00	\$0.00
			2691	4666-CD4 NRP-A-SIDEWALK, CURB AND GUTTER	Completed	CDBG	\$125,753.00	\$125,753.00	\$0.00
			2692	4666-CD5 NRP-A-SIDEWALK, CURB AND GUTTER	Completed	CDBG	\$131,049.00	\$131,049.00	\$0.00
			2693	4667-CD4 NRP-B-SIDEWALK, CURB, & GUTTER	Completed	CDBG	\$65,020.63	\$65,020.63	\$0.00
			2694	4667-CD5 NRPB SIDEWALK, CURB, & GUTTER	Completed	CDBG	\$64,879.03	\$64,879.03	\$0.00
			2695	4668-CD5 NRP-B-GLADEWATER ST. DRAINAGE	Completed	CDBG	\$89,330.20	\$89,330.20	\$0.00
			2696	4669-CD4 NRP-C-BECKLEY CLUB BRANCH DRAIN	Completed	CDBG	\$281,181.00	\$281,181.00	\$0.00
			2697	4670-CD5 NRP-C-SIDEWALK, CURB AND GUTTER	Completed	CDBG	\$265,866.00	\$265,866.00	\$0.00
			2698	4671-CD4 NRP-D-LISBON/KINGSLEY DRAINAGE	Completed	CDBG	\$97,774.00	\$97,774.00	\$0.00
			2699	4672-CD4 NRP-D-LISBON/ADELAIDE DRAINAGE	Completed	CDBG	\$97,365.00	\$97,365.00	\$0.00
			2700	4673-CD5 NRP-D-ALICE CREEK EROSION CONTR	Completed	CDBG	\$68,597.00	\$68,597.00	\$0.00
			2701	4674-CD4 NRP-E-SIDEWALK, CURB, AND GUTT.	Completed	CDBG	\$142,270.00	\$142,270.00	\$0.00
			2702	4674-CD5 NRP-E-SIDEWALK,CURB AND GUTTER	Completed	CDBG	\$93,149.15	\$93,149.15	\$0.00
			2703	4675-CD4 NRP-F-SIDEWALK, CURB AND GUTTER	Completed	CDBG	\$54,923.00	\$54,923.00	\$0.00
			2704	4675-CD5 NRP-F-SIDEWALK, CURB AND GUTTER	Completed	CDBG	\$21,615.93	\$21,615.93	\$0.00
			2705	4676-CD4 NRP-B-STREET IMPROVEMENTS	Completed	CDBG	\$42,849.00	\$42,849.00	\$0.00
			2706	4676-CD5 NRP-B-STREET IMPROVEMENT	Canceled	CDBG	\$0.00	\$0.00	\$0.00
			2707	4677-CD5 NRP-D-STREET IMPROVEMENTS	Completed	CDBG	\$79,883.20	\$79,883.20	\$0.00
			2708	NRP-D-FIVE MILE WALKWAY	Completed	CDBG	\$139,396.27	\$139,396.27	\$0.00
			2709	4679-CD4 NRP-A- BUSINESS FACADE	Completed	CDBG	\$379,436.00	\$379,436.00	\$0.00
			2710	4679-CD5 NRP-A- BUSINESS FACADE	Completed	CDBG	\$349,650.00	\$349,650.00	\$0.00
			2711	4680-CD5 NRP-B-BUSINESS FACADE	Canceled	CDBG	\$0.00	\$0.00	\$0.00
			2712	4681-CD4 NRP-F-BUSINESS FACADE	Completed	CDBG	\$20,000.00	\$20,000.00	\$0.00
			2713	4681-CD5 N-R-P F BUSINESS FACADE	Completed	CDBG	\$44,149.00	\$44,149.00	\$0.00
			2714	4682-CD5 NRP-D BUILDING ACQUISITION	Completed	CDBG	\$66,080.00	\$66,080.00	\$0.00
			2715	4683-CD4 NRP-A-RUTHMEADE PARK	Completed	CDBG	\$121,943.60	\$121,943.60	\$0.00
			2716	4683-CD5 NRP-A-RUTHMEADE PARK	Completed	CDBG	\$106,356.96	\$106,356.96	\$0.00
			2717	NRP-B-ARDEN TERRACE PARK	Canceled	CDBG	\$0.00	\$0.00	\$0.00
			2718	4684-CD5 NRP-B-ARDEN TERRACE PARK	Canceled	CDBG	\$0.00	\$0.00	\$0.00
			2719	4685-CD4 NRP-B-DEERPATH PARK	Completed	CDBG	\$142,390.19	\$142,390.19	\$0.00
			2720	4686-CD4 NRP-F-OPPORTUNITY PARK	Completed	CDBG	\$3,568.19	\$3,568.19	\$0.00
			2721	NRP-F-OPPORTUNITY PARK	Completed	CDBG	\$0.00	\$0.00	\$0.00

U.S. Department of Housing and Urban Development  
 Office of Community Planning and Development  
 Integrated Disbursement and Information System  
 List of Activities By Program Year And Project  
 DALLAS, TX

Funding Agency: DALLAS

Plan Year	IDIS Project	Project	IDIS Activity ID	Activity Name	Activity Status	Program	Funded Amount	Draw Amount	Balance
1994	2	CONVERTED CDBG ACTIVITIES	2722	4687-CD4 NRP-F-KIMBLE PARK	Completed	CDBG	\$3,639.16	\$3,639.16	\$0.00
			2725	06412CD3 NON-PROFIT CAPACITY BUILDING	Completed	CDBG	\$62,886.21	\$62,886.21	\$0.00
			2726	CREDIT UNPROGRAMMED FUNDS	Open	CDBG	\$0.00	\$0.00	\$0.00
			2986	FRUITDALE PARK SITE DEVELOPMENT	Canceled	CDBG	\$0.00	\$0.00	\$0.00
			2987	Unknown	Canceled	CDBG	\$0.00	\$0.00	\$0.00
			2991	WALKER REPLACEMENT HOUSING	Canceled	CDBG	\$0.00	\$0.00	\$0.00
			2992	WALKER REPLACEMENT HOUSING	Completed	CDBG	\$23,868.00	\$23,868.00	\$0.00
			2993	WALKER REPLACEMENT HOUSING	Completed	CDBG	\$10,106.00	\$10,106.00	\$0.00
			2994	WALKER REPLACEMENT HOUSING	Completed	CDBG	\$21,175.00	\$21,175.00	\$0.00
			2995	WALKER REPLACEMENT HOUSING	Completed	CDBG	\$14,851.00	\$14,851.00	\$0.00
			2996	WALKER REPLACEMENT HOUSING	Completed	CDBG	\$67,268.00	\$67,268.00	\$0.00
			2997	WALKER RELOCATION	Completed	CDBG	\$25,232.00	\$25,232.00	\$0.00
			2998	WALKER REPLACEMENT HOUSING	Completed	CDBG	\$17,500.00	\$17,500.00	\$0.00
			3561	NRP-EXLINE RECREATION CENTER - CD5	Completed	CDBG	\$6,655.00	\$6,655.00	\$0.00
			4038	NRP EXLINE PARK AREA F	Canceled	CDBG	\$0.00	\$0.00	\$0.00
			4599	NRP-D FACADE CD5 - 4709	Completed	CDBG	\$17,854.00	\$17,854.00	\$0.00
			4710	OLD EAST DALLAS WORK YARD CD5 4708	Completed	CDBG	\$13,301.61	\$13,301.61	\$0.00
			4711	BUSHMAN PARK CD5 4710	Completed	CDBG	\$83,724.87	\$83,724.87	\$0.00
			4712	SCOTLAND PARK SITE IMPRE CD4/CD5	Completed	CDBG	\$9,948.00	\$9,948.00	\$0.00
			4713	LIZZIE OLIVER PARK SITE IMPROVEMENTS	Completed	CDBG	\$492.00	\$492.00	\$0.00
			4714	LIZZIE OLIVER PARKSITE IMPROVEMENTS	Completed	CDBG	\$14,576.24	\$14,576.24	\$0.00
			4715	LIZZIE OLIVER PARK IMPROVEMENTS	Canceled	CDBG	\$0.00	\$0.00	\$0.00
			4716	SCOTLAND PARK CD5 4711	Completed	CDBG	\$2,997.50	\$2,997.50	\$0.00
			5181	4718-CD5 NRP-A-BIKE RACKS/JEFFERSON BLVD	Completed	CDBG	\$3,314.46	\$3,314.46	\$0.00
			5182	4717-CD4 NRP-A-BIKE RACKS/JEFFERSON BLVD	Completed	CDBG	\$1,427.00	\$1,427.00	\$0.00
			5278	NRP - A - WINDOMERE	Completed	CDBG	\$23,706.98	\$23,706.98	\$0.00
			5280	NRP - E - SIDEWALK, CURB AND GUTTER	Completed	CDBG	\$6,014.00	\$6,014.00	\$0.00
			5307	NRP - B - BRONX/PENTAGON PKWY TO WOLCOTT	Completed	CDBG	\$3,732.00	\$3,732.00	\$0.00
			5308	NRP - B - BRONX/PENTAGON PKWY TO WOLCOTT	Completed	CDBG	\$5,251.00	\$5,251.00	\$0.00
			5309	NRP - B - BRONX/PENTAGON PKWY TO WOLCOTT	Completed	CDBG	\$14,027.00	\$14,027.00	\$0.00
			5310	NRP - C - BFR / MARSALIS AT ILLINOIS	Completed	CDBG	\$5,065.46	\$5,065.46	\$0.00
			5311	NRP - C - ILLINOIS/ALASKA TO MARSALIS	Completed	CDBG	\$11,820.00	\$11,820.00	\$0.00
			5312	NRP - D - BFR / GARZA AT MARSALIS	Completed	CDBG	\$8,902.00	\$8,902.00	\$0.00
			5313	NRP - E - BFR/TERRY ST, MUNGER TO MARY	Completed	CDBG	\$1,742.00	\$1,742.00	\$0.00
			5314	NRP - E - BFR / TERRY ST, MUNGER TO MARY	Completed	CDBG	\$3,637.00	\$3,637.00	\$0.00
			5315	NRP - E - BFR / TERRY ST, MUNGER TO MARY	Completed	CDBG	\$35,347.00	\$35,347.00	\$0.00
			5647	4720-0CD3 NRP-A-WINOMERE	Canceled	CDBG	\$0.00	\$0.00	\$0.00

U.S. Department of Housing and Urban Development  
 Office of Community Planning and Development  
 Integrated Disbursement and Information System  
 List of Activities By Program Year And Project  
 DALLAS, TX

Funding Agency: DALLAS

Plan Year	IDIS Project	Project	IDIS Activity ID	Activity Name	Activity Status	Program	Funded Amount	Draw Amount	Balance
1994	2	CONVERTED CDBG ACTIVITIES	5649	4719-0CD5 NRP-A-WINDOMERE	Completed	CDBG	\$23,707.00	\$23,707.00	\$0.00
			5650	4721-0CD3 NRP-E-SIDEWALKS,CURB,GUTTER	Canceled	CDBG	\$0.00	\$0.00	\$0.00
		<b>Project Total</b>					<b>\$151,430,002.85</b>	<b>\$151,427,044.54</b>	<b>\$2,958.31</b>
		<b>Program Total</b>				<b>CDBG</b>	<b>\$151,430,002.85</b>	<b>\$151,427,044.54</b>	<b>\$2,958.31</b>
		<b>1994 Total</b>					<b>\$151,430,002.85</b>	<b>\$151,427,044.54</b>	<b>\$2,958.31</b>
1995	43	Minor Home Repair - South Dallas/Fair Park	2945	SOUTH DALLAS/FAIR PARK MINOR HOME REPAIR	Completed	CDBG	\$0.00	\$0.00	\$0.00
		<b>Project Total</b>					<b>\$0.00</b>	<b>\$0.00</b>	<b>\$0.00</b>
	113	CD Risk Liability	2889	1996-HOPWA-CASE MANA/COUNSELING	Open	CDBG	\$0.00	\$0.00	\$0.00
		<b>Project Total</b>					<b>\$0.00</b>	<b>\$0.00</b>	<b>\$0.00</b>
	144	Walker - Home Improvement Program - West	2943	WALKER WEST DALLAS MINOR HOME REPAIR	Canceled	CDBG	\$0.00	\$0.00	\$0.00
		<b>Project Total</b>					<b>\$0.00</b>	<b>\$0.00</b>	<b>\$0.00</b>
	145	Walker - Minor Home Repair - West	2946	WALKER WEST DALLAS MINOR HOME REPAIR	Completed	CDBG	\$0.00	\$0.00	\$0.00
		<b>Project Total</b>					<b>\$0.00</b>	<b>\$0.00</b>	<b>\$0.00</b>
	149	Home Improvement Program - City Wide	2944	HOME IMPROVEMENT CITY WIDE	Canceled	CDBG	\$0.00	\$0.00	\$0.00
		<b>Project Total</b>					<b>\$0.00</b>	<b>\$0.00</b>	<b>\$0.00</b>
	152	Minor Home Repair - City Wide	2947	MINOR HOME REPAIR CITY WIDE	Canceled	CDBG	\$0.00	\$0.00	\$0.00
		<b>Project Total</b>					<b>\$0.00</b>	<b>\$0.00</b>	<b>\$0.00</b>
	206	HOPWA - Housing Acquisition/Construction	2883	1995-HOPWA-HOUSING ACQUISTION/CONSTRUCTI	Canceled	CDBG	\$0.00	\$0.00	\$0.00
		<b>Project Total</b>					<b>\$0.00</b>	<b>\$0.00</b>	<b>\$0.00</b>
		<b>Program Total</b>				<b>CDBG</b>	<b>\$0.00</b>	<b>\$0.00</b>	<b>\$0.00</b>
		<b>1995 Total</b>					<b>\$0.00</b>	<b>\$0.00</b>	<b>\$0.00</b>
1996	1	Dedicated SAFE II Expansion Code Inspection	2727	1996 DEDICATED SAFE II EXP. CODE INSP	Completed	CDBG	\$163,621.30	\$163,621.30	\$0.00
		<b>Project Total</b>					<b>\$163,621.30</b>	<b>\$163,621.30</b>	<b>\$0.00</b>
	2	Dedicated SAFE II Expansion Inspection Support-Police	2724	06412-CD3 NON-PROFIT CAPACITY BUILDING	Open	CDBG	\$0.00	\$0.00	\$0.00
			2731	1996 DED SA II EXP INSP SUPP-POLICE	Completed	CDBG	\$59,635.90	\$59,635.90	\$0.00
			2988	DEDICATED SAFE II EXPANSION INSPECTION	Open	CDBG	\$0.00	\$0.00	\$0.00
			5648	4719-0CD5 NRP-A-WINDOMERE	Open	CDBG	\$0.00	\$0.00	\$0.00
		<b>Project Total</b>					<b>\$59,635.90</b>	<b>\$59,635.90</b>	<b>\$0.00</b>
	3	Walker-Rent Option	2736	1996 WALKER-RENT OPTION	Canceled	CDBG	\$0.00	\$0.00	\$0.00
			2740	1996- WALKER-RENT OPTION	Completed	CDBG	\$51,845.00	\$51,845.00	\$0.00
		<b>Project Total</b>					<b>\$51,845.00</b>	<b>\$51,845.00</b>	<b>\$0.00</b>
	4	Walker-Housing Compliance Activities	2741	1996 WALKER-HOUSING COMP ACTIVITIES.	Completed	CDBG	\$8,655.10	\$8,655.10	\$0.00
		<b>Project Total</b>					<b>\$8,655.10</b>	<b>\$8,655.10</b>	<b>\$0.00</b>
	5	AIDS Early Intervention/Case Mgmt.(Includes Adult Day Care)	2744	1996 AIDS ERL INTV/CA MGMT. (INC AD D C	Completed	CDBG	\$113,000.00	\$113,000.00	\$0.00
		<b>Project Total</b>					<b>\$113,000.00</b>	<b>\$113,000.00</b>	<b>\$0.00</b>



U.S. Department of Housing and Urban Development  
 Office of Community Planning and Development  
 Integrated Disbursement and Information System  
 List of Activities By Program Year And Project  
 DALLAS, TX

Funding Agency: DALLAS

Plan Year	IDIS Project	Project	IDIS Activity ID	Activity Name	Activity Status	Program	Funded Amount	Draw Amount	Balance
1996	6	City Adolescent Health Services	2746	1996 CITY ADOLESCENT HEALTH SERVICES.	Completed	CDBG	\$8,348.00	\$8,348.00	\$0.00
		<b>Project Total</b>					<b>\$8,348.00</b>	<b>\$8,348.00</b>	<b>\$0.00</b>
	7	City Geriatric Crisis Intervention	2747	1996 CITY GERIATRIC CRISIS INTERVENTION.	Completed	CDBG	\$12,635.00	\$12,635.00	\$0.00
		<b>Project Total</b>					<b>\$12,635.00</b>	<b>\$12,635.00</b>	<b>\$0.00</b>
	8	City Office of Senior Affairs	2749	1996 CITY OFFICE OF SENIOR AFFAIRS	Completed	CDBG	\$22,596.00	\$22,596.00	\$0.00
		<b>Project Total</b>					<b>\$22,596.00</b>	<b>\$22,596.00</b>	<b>\$0.00</b>
	9	City Child Care Services	2753	1996 CITY CHILD CARE SERVICES	Completed	CDBG	\$144,955.90	\$144,955.90	\$0.00
		<b>Project Total</b>					<b>\$144,955.90</b>	<b>\$144,955.90</b>	<b>\$0.00</b>
	10	Historic Facade Improvements	2757	1996 HISTORIC FACADE IMPROVEMENTS	Canceled	CDBG	\$0.00	\$0.00	\$0.00
			2758	1996 HISTORIC FACADE IMPROVEMENTS	Completed	CDBG	\$836.77	\$836.77	\$0.00
		<b>Project Total</b>					<b>\$836.77</b>	<b>\$836.77</b>	<b>\$0.00</b>
	11	Historic Preservation Reviews/Mitigation	2761	1996 HISTORIC PRESERVATION REV/MITIGATIO	Completed	CDBG	\$17,578.57	\$17,578.57	\$0.00
		<b>Project Total</b>					<b>\$17,578.57</b>	<b>\$17,578.57</b>	<b>\$0.00</b>
	12	Housing Assistance Support	2765	1996 HOUSING ASSISTANCE SUPPORT	Completed	CDBG	\$191,246.00	\$191,246.00	\$0.00
			2790	1996 HOUSING ASSISTANCE SUPPORT	Open	CDBG	\$0.00	\$0.00	\$0.00
		<b>Project Total</b>					<b>\$191,246.00</b>	<b>\$191,246.00</b>	<b>\$0.00</b>
	13	After-School Program - City Park Elementary	2766	1996 AFTER-SCHOOL PROG - CTY PRK ELEMEN	Completed	CDBG	\$3,038.00	\$3,038.00	\$0.00
		<b>Project Total</b>					<b>\$3,038.00</b>	<b>\$3,038.00</b>	<b>\$0.00</b>
	14	MLK, Jr. Boulevard Urban Main Street Program	2768	1996 MLK, JR. BLVD URB MAIN STR PROG.	Canceled	CDBG	\$0.00	\$0.00	\$0.00
			2772	1996 MLK, JR. BLVD. URB. MAIN ST PROG.	Completed	CDBG	\$17,948.00	\$17,948.00	\$0.00
		<b>Project Total</b>					<b>\$17,948.00</b>	<b>\$17,948.00</b>	<b>\$0.00</b>
	15	Walker-Fair Housing - Added	2774	1996 WALKER-FAIR HOUSING - ADDED	Completed	CDBG	\$130,014.00	\$130,014.00	\$0.00
		<b>Project Total</b>					<b>\$130,014.00</b>	<b>\$130,014.00</b>	<b>\$0.00</b>
	16	Walker-Fair Housing - Continued Funding	2776	WALKER-FAIR HOUSING - CONT. FUNDING	Completed	CDBG	\$99,048.00	\$99,048.00	\$0.00
		<b>Project Total</b>					<b>\$99,048.00</b>	<b>\$99,048.00</b>	<b>\$0.00</b>
	17	Walker-Walker Project, Inc.	2777	1996 WALKER-WALKER PROJECT, INC.	Completed	CDBG	\$75,040.00	\$75,040.00	\$0.00
		<b>Project Total</b>					<b>\$75,040.00</b>	<b>\$75,040.00</b>	<b>\$0.00</b>
	18	Health Contract Monitoring	2778	1996 HEALTH CONTRACT MONITORING	Completed	CDBG	\$62,816.00	\$62,816.00	\$0.00
		<b>Project Total</b>					<b>\$62,816.00</b>	<b>\$62,816.00</b>	<b>\$0.00</b>
	19	HOME - Revolving Loan Fund	2781	1996 HOME - REVOLVING LOAN FUND	Open	CDBG	\$0.00	\$0.00	\$0.00
		<b>Project Total</b>					<b>\$0.00</b>	<b>\$0.00</b>	<b>\$0.00</b>
	20	After-School Program - Fannin Elementary	2782	1996 AFT-SCH PROG - FANNIN ELEMENTRY	Completed	CDBG	\$5,491.12	\$5,491.12	\$0.00
		<b>Project Total</b>					<b>\$5,491.12</b>	<b>\$5,491.12</b>	<b>\$0.00</b>
	21	Minor Home Repair - South Dallas/Fair Park	2788	1996 S. DAL/FAIR PRKMHR CD6 - 5882	Completed	CDBG	\$22,927.00	\$22,927.00	\$0.00
		<b>Project Total</b>					<b>\$22,927.00</b>	<b>\$22,927.00</b>	<b>\$0.00</b>
	22	Intown Housing Implementation	2794	1996 INTOWN HOUSING IMPLEMENTATION	Completed	CDBG	\$30,278.00	\$30,278.00	\$0.00

U.S. Department of Housing and Urban Development  
 Office of Community Planning and Development  
 Integrated Disbursement and Information System  
 List of Activities By Program Year And Project  
 DALLAS, TX

Funding Agency: DALLAS

Plan Year	IDIS Project	Project	IDIS Activity ID	Activity Name	Activity Status	Program	Funded Amount	Draw Amount	Balance
1996	22	<b>Project Total</b>					<b>\$30,278.00</b>	<b>\$30,278.00</b>	<b>\$0.00</b>
	23	Economic Empowerment Program (Enterprise Community)	2795	1996 ECO EMPOW PROG (ENTERPRISE COMMUNI)	Completed	CDBG	\$4,646.00	\$4,646.00	\$0.00
		<b>Project Total</b>					<b>\$4,646.00</b>	<b>\$4,646.00</b>	<b>\$0.00</b>
	24	After-School Program - Burleson Elementary	2796	1996 AFT-SCH PROG - BURLESON ELEMENTARY.	Completed	CDBG	\$1,449.77	\$1,449.77	\$0.00
		<b>Project Total</b>					<b>\$1,449.77</b>	<b>\$1,449.77</b>	<b>\$0.00</b>
	25	After-School Program - Vickery Meadows Elementary	2797	1996 AFT-SCH PROG - VICKERY MEADOWS	Completed	CDBG	\$22,886.00	\$22,886.00	\$0.00
		<b>Project Total</b>					<b>\$22,886.00</b>	<b>\$22,886.00</b>	<b>\$0.00</b>
	26	After-School Program - Skyview Elementary	2800	1996 AFT-SCH PROG - SKYVIEW ELEMENTARY.	Completed	CDBG	\$4,414.28	\$4,414.28	\$0.00
		<b>Project Total</b>					<b>\$4,414.28</b>	<b>\$4,414.28</b>	<b>\$0.00</b>
	27	After-School Program - Leilah Cowart Elementary	2802	1996 AFT-SCH PROG - LEILAH COWART ELEMNT	Completed	CDBG	\$9,428.00	\$9,428.00	\$0.00
		<b>Project Total</b>					<b>\$9,428.00</b>	<b>\$9,428.00</b>	<b>\$0.00</b>
	28	After-School Program - Prince Hall Apartment Complex	2771	1996 ARDEN TERRACE PARK SITE IMPROVEMENT	Open	CDBG	\$0.00	\$0.00	\$0.00
			2808	1996 AFT-SCH PROG - PRINCE HALL APT CMPL	Completed	CDBG	\$6,565.43	\$6,565.43	\$0.00
		<b>Project Total</b>					<b>\$6,565.43</b>	<b>\$6,565.43</b>	<b>\$0.00</b>
	29	After-School Program - K. B. Polk Recreation Center	2810	1996 AFT-SCH PROG - K. B. POLK RECRE CTR	Completed	CDBG	\$0.00	\$0.00	\$0.00
		<b>Project Total</b>					<b>\$0.00</b>	<b>\$0.00</b>	<b>\$0.00</b>
	30	After-School Program - Elisha Pease Elementary	2812	1996 AFT-SCH PROG - ELISHA PEASE ELEMENT	Completed	CDBG	\$1,876.25	\$1,876.25	\$0.00
		<b>Project Total</b>					<b>\$1,876.25</b>	<b>\$1,876.25</b>	<b>\$0.00</b>
	31	After-School Program - Marcus Elementary	2815	1996 AFT-SCH PROG - MARCUS ELEMENTARY.	Completed	CDBG	\$0.00	\$0.00	\$0.00
		<b>Project Total</b>					<b>\$0.00</b>	<b>\$0.00</b>	<b>\$0.00</b>
	32	After-School Program - Obadiah Knight Elementary	2817	1996 AFT-SCH PROG - OBADIAH KNIGHT ELEMEN	Completed	CDBG	\$3,212.00	\$3,212.00	\$0.00
		<b>Project Total</b>					<b>\$3,212.00</b>	<b>\$3,212.00</b>	<b>\$0.00</b>
	33	After-School Program - David G. Burnet Elementary	2818	1996 AFT-SCH PROG - DAV G. BURNET ELEMEN	Completed	CDBG	\$10,812.00	\$10,812.00	\$0.00
		<b>Project Total</b>					<b>\$10,812.00</b>	<b>\$10,812.00</b>	<b>\$0.00</b>
	34	After-School Program - N.W. Harlee Elementary	2819	1996 AFT-SCH PROG - N.W. HARLEE ELEMENT	Completed	CDBG	\$7,163.86	\$7,163.86	\$0.00
		<b>Project Total</b>					<b>\$7,163.86</b>	<b>\$7,163.86</b>	<b>\$0.00</b>
	35	After-School Program - Dan D. Rogers Elementary	2820	1996 AFT-SCH PROG - DAN D. ROGERS ELEMEN	Completed	CDBG	\$9,226.01	\$9,226.01	\$0.00
		<b>Project Total</b>					<b>\$9,226.01</b>	<b>\$9,226.01</b>	<b>\$0.00</b>
	36	Cooperative Gang Prevention Program	2821	1996 COOPERATIVE GANG PREVENTION PROG.	Completed	CDBG	\$96,439.00	\$96,439.00	\$0.00
		<b>Project Total</b>					<b>\$96,439.00</b>	<b>\$96,439.00</b>	<b>\$0.00</b>
	37	Send A Kid To Camp	2822	1996 SEND A KID TO CAMP	Completed	CDBG	\$20,000.00	\$20,000.00	\$0.00
		<b>Project Total</b>					<b>\$20,000.00</b>	<b>\$20,000.00</b>	<b>\$0.00</b>
	38	Southern Dallas Economic Development Demonstration Loans	2823	1993 SOUTHERN DLS ECONO. DEVEL.DEMO.LOAN	Canceled	CDBG	\$0.00	\$0.00	\$0.00
		<b>Project Total</b>					<b>\$0.00</b>	<b>\$0.00</b>	<b>\$0.00</b>

U.S. Department of Housing and Urban Development  
 Office of Community Planning and Development  
 Integrated Disbursement and Information System  
 List of Activities By Program Year And Project  
 DALLAS, TX

Funding Agency: DALLAS

Plan Year	IDIS Project	Project	IDIS Activity ID	Activity Name	Activity Status	Program	Funded Amount	Draw Amount	Balance
1996	39	Southern Dallas Economic Development Loans Reserve	2824	1996 SOUTHERN DLS ECONO. DEVEL. LOAN RES	Completed	CDBG	\$450,000.00	\$450,000.00	\$0.00
		<b>Project Total</b>					<b>\$450,000.00</b>	<b>\$450,000.00</b>	<b>\$0.00</b>
	40	Southern Dallas Economic Development Prog.- Administration	2825	S. DLS. ECONO. DEVEL. PROG. ADMINS.	Completed	CDBG	\$16,933.36	\$16,933.36	\$0.00
		<b>Project Total</b>					<b>\$16,933.36</b>	<b>\$16,933.36</b>	<b>\$0.00</b>
	41	Southern Dallas Economic Devel. Prog. - Prof./Tech. Serv.	2728	1996 SO. DAL. ECO. DEV. PROG. PROF/TECH	Completed	CDBG	\$50,000.00	\$50,000.00	\$0.00
		<b>Project Total</b>					<b>\$50,000.00</b>	<b>\$50,000.00</b>	<b>\$0.00</b>
	42	Southern Dallas Economic Devel. Compliance and Evaluation	2750	S. DAL.ECO DEV. COMP AND EVALUATION	Completed	CDBG	\$8,445.00	\$8,445.00	\$0.00
		<b>Project Total</b>					<b>\$8,445.00</b>	<b>\$8,445.00</b>	<b>\$0.00</b>
	43	After-School Program - Lagow Elementary	2754	1996 AFTER-SCHOOL PROGAM-LAGOW ELEMEN.	Open	CDBG	\$0.00	\$0.00	\$0.00
			2756	1996 AFTER-SCHOOL PROGRAM-LAGOW ELEMEN	Completed	CDBG	\$14,207.71	\$14,207.71	\$0.00
		<b>Project Total</b>					<b>\$14,207.71</b>	<b>\$14,207.71</b>	<b>\$0.00</b>
	44	African-American Museum Youth Enrichment Program	2760	1996 AFRI-AMER MUSE YOUT ENRI PROGRAM	Completed	CDBG	\$50,000.00	\$50,000.00	\$0.00
		<b>Project Total</b>					<b>\$50,000.00</b>	<b>\$50,000.00</b>	<b>\$0.00</b>
	45	After-School Program - Milam Elementary	2763	1996 AFT-SCH PRO-MILAN ELEMENTARY	Completed	CDBG	\$10,491.82	\$10,491.82	\$0.00
		<b>Project Total</b>					<b>\$10,491.82</b>	<b>\$10,491.82</b>	<b>\$0.00</b>
	46	Homework Centers	2764	1996 HOMEWORK CENTERS	Completed	CDBG	\$16,095.00	\$16,095.00	\$0.00
		<b>Project Total</b>					<b>\$16,095.00</b>	<b>\$16,095.00</b>	<b>\$0.00</b>
	47	Neighborhood Street Improvement Petition Grants	2767	1996 NEIGHBORHOOD STR IMPR PETITION GRAN	Completed	CDBG	\$8,654.00	\$8,654.00	\$0.00
		<b>Project Total</b>					<b>\$8,654.00</b>	<b>\$8,654.00</b>	<b>\$0.00</b>
	48	CD Audits	2769	1996 CD AUDITS	Completed	CDBG	\$34,995.00	\$34,995.00	\$0.00
		<b>Project Total</b>					<b>\$34,995.00</b>	<b>\$34,995.00</b>	<b>\$0.00</b>
	49	Citizen Participation/CDC Support	2826	1996 CITI PARTIC/CDC SUPPORT	Completed	CDBG	\$46,867.20	\$46,867.20	\$0.00
		<b>Project Total</b>					<b>\$46,867.20</b>	<b>\$46,867.20</b>	<b>\$0.00</b>
	50	HUD Programs Oversight	2827	1996 HUD PROGRAMS OVERSIGHT	Completed	CDBG	\$80,501.00	\$80,501.00	\$0.00
		<b>Project Total</b>					<b>\$80,501.00</b>	<b>\$80,501.00</b>	<b>\$0.00</b>
	51	Volunteers in Plumbing-Minor Plumbing Repair	2828	1996 VOLU.IN PLUMBING-MINOR PLUMB.REPAIR	Completed	CDBG	\$15,221.00	\$15,221.00	\$0.00
		<b>Project Total</b>					<b>\$15,221.00</b>	<b>\$15,221.00</b>	<b>\$0.00</b>
	52	CD Compliance and Evaluation Program	2829	1996 CD COMP AND EVEA PROGRAM	Completed	CDBG	\$98,634.00	\$98,634.00	\$0.00
		<b>Project Total</b>					<b>\$98,634.00</b>	<b>\$98,634.00</b>	<b>\$0.00</b>
	53	Relocation/Replacement Housing	2830	1996 RELO/REP HOUSING	Completed	CDBG	\$399,844.74	\$399,844.74	\$0.00
		<b>Project Total</b>					<b>\$399,844.74</b>	<b>\$399,844.74</b>	<b>\$0.00</b>
	54	CD Legal Support	2831	1996 CD LEGAL SUPPORT	Completed	CDBG	\$20,364.07	\$20,364.07	\$0.00

U.S. Department of Housing and Urban Development  
 Office of Community Planning and Development  
 Integrated Disbursement and Information System  
 List of Activities By Program Year And Project  
 DALLAS, TX

Funding Agency: DALLAS

Plan Year	IDIS Project	Project	IDIS Activity ID	Activity Name	Activity Status	Program	Funded Amount	Draw Amount	Balance
1996	54	<b>Project Total</b>					<b>\$20,364.07</b>	<b>\$20,364.07</b>	<b>\$0.00</b>
	55	CD Risk Liability	2832	1996 CD RISK LIABILITY	Completed	CDBG	\$4,208.00	\$4,208.00	\$0.00
		<b>Project Total</b>					<b>\$4,208.00</b>	<b>\$4,208.00</b>	<b>\$0.00</b>
	56	Indirect Costs	2833	1996 INDIRECT COST	Completed	CDBG	\$0.00	\$0.00	\$0.00
		<b>Project Total</b>					<b>\$0.00</b>	<b>\$0.00</b>	<b>\$0.00</b>
	57	Teen Centers	2834	1996 TEEN CENTERS	Completed	CDBG	\$15,914.00	\$15,914.00	\$0.00
		<b>Project Total</b>					<b>\$15,914.00</b>	<b>\$15,914.00</b>	<b>\$0.00</b>
	58	CD Financial Management	2835	CD FINANCIAL MANAGEMENT	Completed	CDBG	\$26,258.00	\$26,258.00	\$0.00
		<b>Project Total</b>					<b>\$26,258.00</b>	<b>\$26,258.00</b>	<b>\$0.00</b>
	59	Child Care Services	2836	1996 CHILD CARE SERVICES	Completed	CDBG	\$163,450.18	\$163,450.18	\$0.00
			2968	DALLAS JEWISH COALITION	Canceled	CDBG	\$0.00	\$0.00	\$0.00
			2969	BOYS AND GIRLS CLUB	Canceled	CDBG	\$0.00	\$0.00	\$0.00
			2970	YMCA - PARK SOUTH BRANCH	Canceled	CDBG	\$0.00	\$0.00	\$0.00
			2989	RENTAL HOUSING PRESERVATION	Open	CDBG	\$0.00	\$0.00	\$0.00
		<b>Project Total</b>					<b>\$163,450.18</b>	<b>\$163,450.18</b>	<b>\$0.00</b>
	60	Adolescent Gang Intervention Program	2837	ADOLESCENT GANG INTERVENTION PROGRAM	Completed	CDBG	\$100,000.00	\$100,000.00	\$0.00
			2971	YWCA OF METROPOLITAN DALLAS	Canceled	CDBG	\$0.00	\$0.00	\$0.00
		<b>Project Total</b>					<b>\$100,000.00</b>	<b>\$100,000.00</b>	<b>\$0.00</b>
	61	Adolescent Health Services Program	2838	1996 ADOLESCENT HLTH SERVICES PROGRAM	Completed	CDBG	\$22,000.00	\$22,000.00	\$0.00
		<b>Project Total</b>					<b>\$22,000.00</b>	<b>\$22,000.00</b>	<b>\$0.00</b>
	62	Senior Services Program	2839	1996 SENIOR SERVICES PROGRAM	Completed	CDBG	\$48,303.00	\$48,303.00	\$0.00
		<b>Project Total</b>					<b>\$48,303.00</b>	<b>\$48,303.00</b>	<b>\$0.00</b>
	63	Clinical Dental Health Care Program	2840	1996 CLINICAL DENTAL HEALTH CARE PROG.	Completed	CDBG	\$0.00	\$0.00	\$0.00
		<b>Project Total</b>					<b>\$0.00</b>	<b>\$0.00</b>	<b>\$0.00</b>
	64	AIDS Education/Lower Income Individual Program	2841	1996 AIDS EDUC/LOW INCOME INDI.PROG.	Completed	CDBG	\$78,996.00	\$78,996.00	\$0.00
		<b>Project Total</b>					<b>\$78,996.00</b>	<b>\$78,996.00</b>	<b>\$0.00</b>
	65	Hospice Respite Care for Children with AIDS	2842	1996 HOS.RESP CARE FOR CHILD.WITH AIDS	Completed	CDBG	\$39,000.00	\$39,000.00	\$0.00
		<b>Project Total</b>					<b>\$39,000.00</b>	<b>\$39,000.00</b>	<b>\$0.00</b>
	66	Domestic Violence	2843	1996 DOMESTIC VIOLENCE	Completed	CDBG	\$34,499.00	\$34,499.00	\$0.00
		<b>Project Total</b>					<b>\$34,499.00</b>	<b>\$34,499.00</b>	<b>\$0.00</b>
	67	Neighborhood Anti-drug Program	2844	1996 NEIGH.ANTI-DRUG PROGRAM	Completed	CDBG	\$2,646.00	\$2,646.00	\$0.00
		<b>Project Total</b>					<b>\$2,646.00</b>	<b>\$2,646.00</b>	<b>\$0.00</b>
	68	Youth Related Social Services	2845	1996 YOUTH RELATED SOCIAL SERVICE	Completed	CDBG	\$29,250.00	\$29,250.00	\$0.00
		<b>Project Total</b>					<b>\$29,250.00</b>	<b>\$29,250.00</b>	<b>\$0.00</b>
	69	Youth Job Training Program	2846	1996 YOUTH JOB TRAINING PROGRAM	Completed	CDBG	\$372.00	\$372.00	\$0.00
		<b>Project Total</b>					<b>\$372.00</b>	<b>\$372.00</b>	<b>\$0.00</b>

U.S. Department of Housing and Urban Development  
 Office of Community Planning and Development  
 Integrated Disbursement and Information System  
 List of Activities By Program Year And Project  
 DALLAS, TX

Funding Agency: DALLAS

Plan Year	IDIS Project	Project	IDIS Activity ID	Activity Name	Activity Status	Program	Funded Amount	Draw Amount	Balance
1996	70	Adolescent Substance Abuse - Outpatient	2847	1996 ADOLE SUBST ABUSE - OUTPATIENT	Completed	CDBG	\$25,000.00	\$25,000.00	\$0.00
		<b>Project Total</b>					<b>\$25,000.00</b>	<b>\$25,000.00</b>	<b>\$0.00</b>
	71	Walker - Home Improvement Program - West	2848	WALKER - HM IMPROV PROG - WEST	Completed	CDBG	\$0.00	\$0.00	\$0.00
		<b>Project Total</b>					<b>\$0.00</b>	<b>\$0.00</b>	<b>\$0.00</b>
	72	Walker - Minor Home Repair - West	2849	1996 WALKER - MINOR HME REPAIR - WEST	Completed	CDBG	\$43,769.00	\$43,769.00	\$0.00
		<b>Project Total</b>					<b>\$43,769.00</b>	<b>\$43,769.00</b>	<b>\$0.00</b>
	73	HOME - CHDO Projects	2850	1996 HOME - CHDO PROJECTS	Open	CDBG	\$0.00	\$0.00	\$0.00
		<b>Project Total</b>					<b>\$0.00</b>	<b>\$0.00</b>	<b>\$0.00</b>
	74	HOME - Up-Front Cost Assistance Program	2851	1996 HOME - UP-FRONT CST ASST PROGRAM	Open	CDBG	\$0.00	\$0.00	\$0.00
			2896	7617 REDBUD LN	Canceled	CDBG	\$0.00	\$0.00	\$0.00
			2897	11251 HAZELWOOD DR	Canceled	CDBG	\$0.00	\$0.00	\$0.00
		<b>Project Total</b>					<b>\$0.00</b>	<b>\$0.00</b>	<b>\$0.00</b>
	75	Home Improvement Program - City Wide	2852	1996 HOME IMPROVMENT PRO-CITY WIDE	Completed	CDBG	\$699,067.00	\$699,067.00	\$0.00
			2901	DO NOT USE	Canceled	CDBG	\$0.00	\$0.00	\$0.00
		<b>Project Total</b>					<b>\$699,067.00</b>	<b>\$699,067.00</b>	<b>\$0.00</b>
	76	Rental Housing Preservation	2853	1996 RENTAL HOUSING PRESERVATION	Completed	CDBG	\$1,000,000.00	\$1,000,000.00	\$0.00
		<b>Project Total</b>					<b>\$1,000,000.00</b>	<b>\$1,000,000.00</b>	<b>\$0.00</b>
	77	Minor Home Repair - City Wide	2854	1996 MINOR HOME REPAIR-CITY WIDE	Completed	CDBG	\$93,791.00	\$93,791.00	\$0.00
		<b>Project Total</b>					<b>\$93,791.00</b>	<b>\$93,791.00</b>	<b>\$0.00</b>
	78	People - Helping - People	2855	1996 PEOPLE-HELPING-PEOPLE	Completed	CDBG	\$298,846.78	\$298,846.78	\$0.00
		<b>Project Total</b>					<b>\$298,846.78</b>	<b>\$298,846.78</b>	<b>\$0.00</b>
	79	Infill Housing	2856	1996 INFILL HOUSING	Canceled	CDBG	\$0.00	\$0.00	\$0.00
		<b>Project Total</b>					<b>\$0.00</b>	<b>\$0.00</b>	<b>\$0.00</b>
	80	Walker Housing Units	2857	1996 WALKER HOUSING UNITS	Completed	CDBG	\$540,000.00	\$540,000.00	\$0.00
		<b>Project Total</b>					<b>\$540,000.00</b>	<b>\$540,000.00</b>	<b>\$0.00</b>
	81	Housing Development Support	2858	1996 HOUSING DEVELOPMENT SUPPORT	Completed	CDBG	\$192,751.00	\$192,751.00	\$0.00
		<b>Project Total</b>					<b>\$192,751.00</b>	<b>\$192,751.00</b>	<b>\$0.00</b>
	82	Housing Management Support Services	2859	1996 HOUSING MANAGEMENT SUPP SERVICES	Completed	CDBG	\$284,428.00	\$284,428.00	\$0.00
		<b>Project Total</b>					<b>\$284,428.00</b>	<b>\$284,428.00</b>	<b>\$0.00</b>
	84	Dallas West Branch Library Renovations	2861	1996 DALLAS WEST BRANCH LIBRARY RENOVA.	Completed	CDBG	\$75,220.00	\$75,220.00	\$0.00
		<b>Project Total</b>					<b>\$75,220.00</b>	<b>\$75,220.00</b>	<b>\$0.00</b>
	85	J.C. Zaragoza Rec. Center Phase II Expansion	2862	J.C. ZARAGOZA REC. CTR. PH. II EXP.	Completed	CDBG	\$639,358.00	\$639,358.00	\$0.00
		<b>Project Total</b>					<b>\$639,358.00</b>	<b>\$639,358.00</b>	<b>\$0.00</b>
	86	Computer Literacy Lab	2863	COMPUTER LITERACY LAB CD6 - 5900	Completed	CDBG	\$62,161.66	\$62,161.66	\$0.00
		<b>Project Total</b>					<b>\$62,161.66</b>	<b>\$62,161.66</b>	<b>\$0.00</b>
	87	K. B. Polk Rec. Center Addition	2864	K B POLK REC CENTER ADDITION CD6 - 5940	Completed	CDBG	\$120,665.90	\$120,665.90	\$0.00

U.S. Department of Housing and Urban Development  
 Office of Community Planning and Development  
 Integrated Disbursement and Information System  
 List of Activities By Program Year And Project  
 DALLAS, TX

Funding Agency: DALLAS

Plan Year	IDIS Project	Project	IDIS Activity ID	Activity Name	Activity Status	Program	Funded Amount	Draw Amount	Balance
1996	87	<b>Project Total</b>					<b>\$120,665.90</b>	<b>\$120,665.90</b>	<b>\$0.00</b>
	88	Hampton/Illinois Branch Library Renovations	2865	HAMPTON/ILLINOIS BRANCH CD6 - 5940	Completed	CDBG	\$145,133.28	\$145,133.28	\$0.00
		<b>Project Total</b>					<b>\$145,133.28</b>	<b>\$145,133.28</b>	<b>\$0.00</b>
	89	Pleasant Grove Branch Library Renovations	2866	PLEASANT GROVE LIBRARY RENOVCD6 - 5901	Completed	CDBG	\$175,731.93	\$175,731.93	\$0.00
		<b>Project Total</b>					<b>\$175,731.93</b>	<b>\$175,731.93</b>	<b>\$0.00</b>
	90	Arlington Park Gymnasium Enclosure and Connection	2867	5937-CD6 ARLINGTON PARK GYM ENCL/CONN	Completed	CDBG	\$281,332.20	\$281,332.20	\$0.00
		<b>Project Total</b>					<b>\$281,332.20</b>	<b>\$281,332.20</b>	<b>\$0.00</b>
	91	Cottonwood Park Site Development	2868	5944-CD6 COTTONWOOD PARK -- SITE DEV	Completed	CDBG	\$150,000.00	\$150,000.00	\$0.00
		<b>Project Total</b>					<b>\$150,000.00</b>	<b>\$150,000.00</b>	<b>\$0.00</b>
	92	Mountain Valley Park Site Development	2869	5941 - CD6 MOUNTIAN VALLEY SITE	Completed	CDBG	\$69,897.00	\$69,897.00	\$0.00
		<b>Project Total</b>					<b>\$69,897.00</b>	<b>\$69,897.00</b>	<b>\$0.00</b>
	93	Martin Luther King, Jr. Library Renovations	2870	1996 MLK, JR. LIBRARY RENOVATIONS	Canceled	CDBG	\$0.00	\$0.00	\$0.00
		<b>Project Total</b>					<b>\$0.00</b>	<b>\$0.00</b>	<b>\$0.00</b>
	94	Arcadia Park Erosion Control & Site Development	2871	5949-CD6 ARCADIA PARK SITE /EROSION	Completed	CDBG	\$19,127.00	\$19,127.00	\$0.00
		<b>Project Total</b>					<b>\$19,127.00</b>	<b>\$19,127.00</b>	<b>\$0.00</b>
	95	Highland Hills Branch Library Renovations	2733	5897 - CD6 HIGHLAND HILLS LIBRARY	Completed	CDBG	\$34,045.00	\$34,045.00	\$0.00
		<b>Project Total</b>					<b>\$34,045.00</b>	<b>\$34,045.00</b>	<b>\$0.00</b>
	96	Bachman Area Park Site Development	2734	5936-CD6 BACHMAN AREA PARK SITE DEV	Completed	CDBG	\$250,000.00	\$250,000.00	\$0.00
		<b>Project Total</b>					<b>\$250,000.00</b>	<b>\$250,000.00</b>	<b>\$0.00</b>
	97	Kimble Park Site Development	2735	5942-CD6 KIMBLE PARK SITE DEVELOPMENT	Completed	CDBG	\$82,270.00	\$82,270.00	\$0.00
		<b>Project Total</b>					<b>\$82,270.00</b>	<b>\$82,270.00</b>	<b>\$0.00</b>
	98	After-School Program - Joppa	2737	1996 AFTER-SCHOOL PROGRAM - JOPPA	Completed	CDBG	\$5,429.87	\$5,429.87	\$0.00
		<b>Project Total</b>					<b>\$5,429.87</b>	<b>\$5,429.87</b>	<b>\$0.00</b>
	99	Adolescent Substance Abuse	2738	1996 ADOLESCENT SUBSTANCE ABUSE	Completed	CDBG	\$5,720.00	\$5,720.00	\$0.00
		<b>Project Total</b>					<b>\$5,720.00</b>	<b>\$5,720.00</b>	<b>\$0.00</b>
	100	AIDS Early Intervention/Case Management Day Care (Youth)	2739	1996 AIDS EARLY INTER/CASE MGMT.DC/YOUTH	Completed	CDBG	\$80,079.38	\$80,079.38	\$0.00
		<b>Project Total</b>					<b>\$80,079.38</b>	<b>\$80,079.38</b>	<b>\$0.00</b>
	101	Adult Substance Abuse	2742	1996 ADULT SUBSTANCE ABUSE - OUTPATIENT	Completed	CDBG	\$49,688.00	\$49,688.00	\$0.00
		<b>Project Total</b>					<b>\$49,688.00</b>	<b>\$49,688.00</b>	<b>\$0.00</b>
	102	Phyllis Wheatley Park Site Improvements	2972	5945 - CD6 WHEATLY PARK IMPROVEMENTS	Completed	CDBG	\$53,396.49	\$53,396.49	\$0.00
		<b>Project Total</b>					<b>\$53,396.49</b>	<b>\$53,396.49</b>	<b>\$0.00</b>
	118	HOME - Mortgage Assistance Program	2962	1643 SHADY GLEN LANE	Canceled	CDBG	\$0.00	\$0.00	\$0.00
		<b>Project Total</b>					<b>\$0.00</b>	<b>\$0.00</b>	<b>\$0.00</b>
	119	Temporary Emergency Housing	2743	1996 TEMPORARY EMERGENCY HOUSING	Completed	CDBG	\$8,009.00	\$8,009.00	\$0.00
		<b>Project Total</b>					<b>\$8,009.00</b>	<b>\$8,009.00</b>	<b>\$0.00</b>

U.S. Department of Housing and Urban Development  
 Office of Community Planning and Development  
 Integrated Disbursement and Information System  
 List of Activities By Program Year And Project  
 DALLAS, TX

Funding Agency: DALLAS

Plan Year	IDIS Project	Project	IDIS Activity ID	Activity Name	Activity Status	Program	Funded Amount	Draw Amount	Balance
1996	120	Youth and Family Support Services	2745	1996 YOUTH AND FAMILY SUPPORT SERVICES	Completed	CDBG	\$39,096.56	\$39,096.56	\$0.00
		<b>Project Total</b>					<b>\$39,096.56</b>	<b>\$39,096.56</b>	<b>\$0.00</b>
	121	Enterprise Zone Economic Empowerment Program	2748	1996 ENTERP. ZONE ECONOMIC EMPOWERMENT	Completed	CDBG	\$27,459.44	\$27,459.44	\$0.00
		<b>Project Total</b>					<b>\$27,459.44</b>	<b>\$27,459.44</b>	<b>\$0.00</b>
	122	Downtown Oak Cliff Revitalization	2751	5845-CD6 1996 DOWNTOWN OAK CLIFF REVITAL	Completed	CDBG	\$24,763.00	\$24,763.00	\$0.00
		<b>Project Total</b>					<b>\$24,763.00</b>	<b>\$24,763.00</b>	<b>\$0.00</b>
	123	Walker - Code Enforcement/Caseworker - West	2752	1996 WALKER-CODE ENF./CASE WORKER-WEST	Completed	CDBG	\$17,205.00	\$17,205.00	\$0.00
		<b>Project Total</b>					<b>\$17,205.00</b>	<b>\$17,205.00</b>	<b>\$0.00</b>
	124	Walker - Code Enforcement - Added	2755	1996 WALKER-CODE ENFORCEMENT - ADDED	Completed	CDBG	\$15,238.00	\$15,238.00	\$0.00
		<b>Project Total</b>					<b>\$15,238.00</b>	<b>\$15,238.00</b>	<b>\$0.00</b>
	125	Walker - Pro-Active Code Enforcement	2759	1996 WALKER-PRO-ACTIVE CODE ENFORCEMENT	Completed	CDBG	\$51,769.78	\$51,769.78	\$0.00
		<b>Project Total</b>					<b>\$51,769.78</b>	<b>\$51,769.78</b>	<b>\$0.00</b>
	126	Walker - Code Enforcement Case Worker - Family	2762	1996 WALKER-CODE ENF./CASEWORKER-FAMILY	Completed	CDBG	\$13,833.00	\$13,833.00	\$0.00
		<b>Project Total</b>					<b>\$13,833.00</b>	<b>\$13,833.00</b>	<b>\$0.00</b>
	127	Maria Luna Park Site Improvements	2770	MARIA LUNA PARK SITE IMPROVEMENTS	Completed	CDBG	\$47,900.00	\$47,900.00	\$0.00
		<b>Project Total</b>					<b>\$47,900.00</b>	<b>\$47,900.00</b>	<b>\$0.00</b>
	129	Storey Lane - Sidewalk Installation	2773	1996 STOREY LANE - SIDEWALK INSTALLATION	Completed	CDBG	\$2,147.97	\$2,147.97	\$0.00
		<b>Project Total</b>					<b>\$2,147.97</b>	<b>\$2,147.97</b>	<b>\$0.00</b>
	130	Dallas Nature Center Renovations & Expansion	2973	DALLAS NATURE CENTER REN/EXPAND	Canceled	CDBG	\$0.00	\$0.00	\$0.00
		<b>Project Total</b>					<b>\$0.00</b>	<b>\$0.00</b>	<b>\$0.00</b>
	131	Section 108 Repayment	2775	1996 SECTION 108 REPAYMENT	Completed	CDBG	\$911,554.00	\$911,554.00	\$0.00
		<b>Project Total</b>					<b>\$911,554.00</b>	<b>\$911,554.00</b>	<b>\$0.00</b>
	132	After-School Program - Bayles Elementary	2779	1996 BAYLES ELEMENT. AFTER SCHOOL PROG	Completed	CDBG	\$1,957.00	\$1,957.00	\$0.00
		<b>Project Total</b>					<b>\$1,957.00</b>	<b>\$1,957.00</b>	<b>\$0.00</b>
	133	After-School Program - Cochran Elementary	2780	1996 AFTER/SCHOOL PROG./COCHRAN ELEMENT.	Completed	CDBG	\$131.00	\$131.00	\$0.00
		<b>Project Total</b>					<b>\$131.00</b>	<b>\$131.00</b>	<b>\$0.00</b>
	134	After-School Program - L.K. Hall Elementary	2783	1996 AFTER-SCH PROG.-L.K. HALL ELEMENT.	Completed	CDBG	\$3,729.00	\$3,729.00	\$0.00
		<b>Project Total</b>					<b>\$3,729.00</b>	<b>\$3,729.00</b>	<b>\$0.00</b>
	135	After-School Program - Macon Elementary	2784	1996 AFTER-SCH. PROG.- MACON ELEMENTARY	Completed	CDBG	\$3,693.16	\$3,693.16	\$0.00
		<b>Project Total</b>					<b>\$3,693.16</b>	<b>\$3,693.16</b>	<b>\$0.00</b>
	136	After-School Program - Clinton P. Russell Elementary	2785	1996 AFTER-SCH.PROG/CLINTON P RUSSELL EM	Completed	CDBG	\$10,292.00	\$10,292.00	\$0.00
		<b>Project Total</b>					<b>\$10,292.00</b>	<b>\$10,292.00</b>	<b>\$0.00</b>
	137	After-School Program - Stephen Foster Elementary	2786	1996 AFTER-SCH.PROG/STEPHEN FOSTER ELEME	Completed	CDBG	\$5,107.74	\$5,107.74	\$0.00
		<b>Project Total</b>					<b>\$5,107.74</b>	<b>\$5,107.74</b>	<b>\$0.00</b>
	138	The Science Place Classroom Construction	2787	5903 - CD6 SCIENCE PLACE CLASSROMM	Canceled	CDBG	\$0.00	\$0.00	\$0.00
		<b>Project Total</b>					<b>\$0.00</b>	<b>\$0.00</b>	<b>\$0.00</b>

U.S. Department of Housing and Urban Development  
 Office of Community Planning and Development  
 Integrated Disbursement and Information System  
 List of Activities By Program Year And Project  
 DALLAS, TX

Funding Agency: DALLAS

Plan Year	IDIS Project	Project	IDIS Activity ID	Activity Name	Activity Status	Program	Funded Amount	Draw Amount	Balance
1996	139	Teen Violence - Victim Outreach	2789	1996 TEEN VIOLENCE-VICTIM OUTREACH	Completed	CDBG	\$35,000.00	\$35,000.00	\$0.00
		<b>Project Total</b>					<b>\$35,000.00</b>	<b>\$35,000.00</b>	<b>\$0.00</b>
	140	Youth and Job Training - Pleasant Wood/Pleasant Grove Area	2791	YOUTH & JOB TRAINING PLEASANT WOOD/P GROVE	Completed	CDBG	\$40,000.00	\$40,000.00	\$0.00
		<b>Project Total</b>					<b>\$40,000.00</b>	<b>\$40,000.00</b>	<b>\$0.00</b>
	141	Employment Assistance Program (East Dallas Area)	2792	1996 EMPLMT ASSIST. PROG.(EAST DLS AREA)	Completed	CDBG	\$26,164.00	\$26,164.00	\$0.00
		<b>Project Total</b>					<b>\$26,164.00</b>	<b>\$26,164.00</b>	<b>\$0.00</b>
	142	After-School Program - Travis Elem.	2793	1996 AFTER-SCH PROG-TRAVIS ELEMENTARY	Completed	CDBG	\$10,486.00	\$10,486.00	\$0.00
		<b>Project Total</b>					<b>\$10,486.00</b>	<b>\$10,486.00</b>	<b>\$0.00</b>
	143	Shauns Children's Place Renovations	2798	1996 SHAUNS CHILDREN'S PLACE RENOVATIONS	Completed	CDBG	\$2,222.00	\$2,222.00	\$0.00
		<b>Project Total</b>					<b>\$2,222.00</b>	<b>\$2,222.00</b>	<b>\$0.00</b>
	144	Our Brother's Keeper Acquisition	2799	1996 OUR BROTHER'S KEEPER ACQUISITION	Completed	CDBG	\$115,000.00	\$115,000.00	\$0.00
		<b>Project Total</b>					<b>\$115,000.00</b>	<b>\$115,000.00</b>	<b>\$0.00</b>
	145	Community Center for the Deaf Renovations	2801	1996 COMMUNITY CTR FOR THE DEAF RENOVA.	Completed	CDBG	\$0.00	\$0.00	\$0.00
		<b>Project Total</b>					<b>\$0.00</b>	<b>\$0.00</b>	<b>\$0.00</b>
	146	E's Haven Academy Renovations & Expansion	2804	1996 E'S HAVEN ACADEMY RENOV CD6 5877	Open	CDBG	\$50,000.00	\$44,048.30	\$5,951.70
		<b>Project Total</b>					<b>\$50,000.00</b>	<b>\$44,048.30</b>	<b>\$5,951.70</b>
	147	Joppa After-School Program Site Renovations	2805	1996 JOPPA AFTER-SCH. PROG. SITE RENOVA.	Canceled	CDBG	\$0.00	\$0.00	\$0.00
		<b>Project Total</b>					<b>\$0.00</b>	<b>\$0.00</b>	<b>\$0.00</b>
	148	Alameda Heights Community Center Renovations	2803	1996 ALAMEDA HEIGHTS COMM. CTR. RENOVA.	Completed	CDBG	\$1,681.00	\$1,681.00	\$0.00
		<b>Project Total</b>					<b>\$1,681.00</b>	<b>\$1,681.00</b>	<b>\$0.00</b>
	149	Oak Cliff Boys and Girls Club Renovations	2806	1996 OAK CLIFF BOYS & GIRLS CLUB RENOVA.	Completed	CDBG	\$79,000.00	\$79,000.00	\$0.00
		<b>Project Total</b>					<b>\$79,000.00</b>	<b>\$79,000.00</b>	<b>\$0.00</b>
	150	Phoenix Project Renovations	2807	1996 PHOENIX PROJECT RENOVATIONS	Completed	CDBG	\$7,050.00	\$7,050.00	\$0.00
		<b>Project Total</b>					<b>\$7,050.00</b>	<b>\$7,050.00</b>	<b>\$0.00</b>
	151	Honey Springs Cemetery Clearance	2809	5955- CD6 BULOVA HOMECOMING CEMETARY	Completed	CDBG	\$27,545.66	\$27,545.66	\$0.00
		<b>Project Total</b>					<b>\$27,545.66</b>	<b>\$27,545.66</b>	<b>\$0.00</b>
	152	Martin Luther King, Jr. Community Center Needs Assessment	2813	1996 MLK COMMUNITY CTR NEEDS ASSESSMENT	Completed	CDBG	\$20,000.00	\$20,000.00	\$0.00
		<b>Project Total</b>					<b>\$20,000.00</b>	<b>\$20,000.00</b>	<b>\$0.00</b>
	153	West Dallas Employment Assessment	2811	1996 WEST DALLAS EMPLOYMENT ASSESSMENT	Completed	CDBG	\$68,955.79	\$68,955.79	\$0.00
		<b>Project Total</b>					<b>\$68,955.79</b>	<b>\$68,955.79</b>	<b>\$0.00</b>
	154	Parks Contract Monitoring	2814	1996 PARKS CONTRACT MONITORING	Completed	CDBG	\$18,475.00	\$18,475.00	\$0.00
		<b>Project Total</b>					<b>\$18,475.00</b>	<b>\$18,475.00</b>	<b>\$0.00</b>
	155	Benchmarking Study	2816	1996 BENCHMARKING STUDY	Completed	CDBG	\$37,960.76	\$37,960.76	\$0.00
		<b>Project Total</b>					<b>\$37,960.76</b>	<b>\$37,960.76</b>	<b>\$0.00</b>



U.S. Department of Housing and Urban Development  
 Office of Community Planning and Development  
 Integrated Disbursement and Information System  
 List of Activities By Program Year And Project  
 DALLAS, TX

Funding Agency: DALLAS

Plan Year	IDIS Project	Project	IDIS Activity ID	Activity Name	Activity Status	Program	Funded Amount	Draw Amount	Balance
1996	159	REPROG FIRST TIME HOMEBUYERS	2974	SECOND MORTGAGE FIRST TIME HOMEBUYERS	Completed	CDBG	\$1,075.39	\$1,075.39	\$0.00
			2990	RENTAL HOUSING PRESERVATION	Completed	CDBG	\$0.00	\$0.00	\$0.00
		<b>Project Total</b>					<b>\$1,075.39</b>	<b>\$1,075.39</b>	<b>\$0.00</b>
	160	REPROGRAMMING BUDGET #2	2975	0960-R96 SOUTHERN SKATES (LOAN)	Completed	CDBG	\$499,235.24	\$499,235.24	\$0.00
			2976	0961 - R95 URBANDALE PARK SITE IMPR	Completed	CDBG	\$164,193.95	\$164,193.95	\$0.00
			2977	EAST DALLAS CHRISTIAN CHURCH	Completed	CDBG	\$79,500.00	\$79,500.00	\$0.00
			2978	TR HOOVERS IHAP MULTIPURPOSE CENTER	Completed	CDBG	\$180,000.00	\$180,000.00	\$0.00
		<b>Project Total</b>					<b>\$922,929.19</b>	<b>\$922,929.19</b>	<b>\$0.00</b>
		<b>Program Total</b>				<b>CDBG</b>	<b>\$11,450,161.27</b>	<b>\$11,444,209.57</b>	<b>\$5,951.70</b>
		<b>1996 Total</b>					<b>\$11,450,161.27</b>	<b>\$11,444,209.57</b>	<b>\$5,951.70</b>
1997	1	PUBLIC SERVICES - YOUTH SERVICES	3000	AFTER SCHOOL PROGRAMS-FANNIN ELEMENTARY	Completed	CDBG	\$16,470.00	\$16,470.00	\$0.00
			3090	AFTER SCHOOL PROGRAM-BURLESON ELEMENTARY	Completed	CDBG	\$15,944.62	\$15,944.62	\$0.00
			3091	AFTER SCHOOL PROGRAM-FIRESIDE REC CENTER	Completed	CDBG	\$11,985.23	\$11,985.23	\$0.00
			3092	AFTER SCHOOL PROGRAM-MILAM ELEM.	Completed	CDBG	\$5,848.60	\$5,848.60	\$0.00
			3093	AFTER SCHOOL PROGRAM-BAYLES ELEM.	Completed	CDBG	\$15,365.54	\$15,365.54	\$0.00
			3094	AFTER SCHOOL PROGRAM-CITY PARK ELEM.	Completed	CDBG	\$15,920.00	\$15,920.00	\$0.00
			3095	AFTER SCH. PROG.-CLINTON P. RUSSELL ELEM	Completed	CDBG	\$17,690.78	\$17,690.78	\$0.00
			3096	AFTER SCHOOL PROGRAM-COCHRAN ELEM.	Completed	CDBG	\$15,892.70	\$15,892.70	\$0.00
			3097	AFTER SCHOOL PROGRAM-DAN D. ROGERS ELEM.	Completed	CDBG	\$15,919.40	\$15,919.40	\$0.00
			3099	AFTER SCH PROG-DAVID G.BURNET REC. CNTR	Completed	CDBG	\$15,910.00	\$15,910.00	\$0.00
			3100	AFTER SCHOOL PROG-ELISHA M. PEASE ELEM.	Completed	CDBG	\$15,920.00	\$15,920.00	\$0.00
			3101	AFTER SCHOOL PROGRAM-JOPPA AREA	Completed	CDBG	\$23,054.00	\$23,054.00	\$0.00
			3102	AFTER SCHOOL PROG - K.B. POLK REC CNTR	Completed	CDBG	\$15,920.00	\$15,920.00	\$0.00
			3103	AFTER SCHOOL PROG-LEILAH P. COWART ELEM.	Completed	CDBG	\$15,920.00	\$15,920.00	\$0.00
			3105	AFTER SCHOOL PROG-L.K. HALL ELEM.	Completed	CDBG	\$13,435.74	\$13,435.74	\$0.00
			3106	AFTERSCHOOL PROGRAM-MACON ELEM.	Completed	CDBG	\$15,920.00	\$15,920.00	\$0.00
			3107	AFTER SCHOOL PROGRAM-MARCUS REC CENTER	Completed	CDBG	\$15,619.65	\$15,619.65	\$0.00
			3108	AFTER SCHOOL PROGRAM-N.W. HARLEE ELEM	Completed	CDBG	\$15,344.23	\$15,344.23	\$0.00
			3109	AFTER SCHOOL PROG-OBADIAH KNIGHT ELEM	Completed	CDBG	\$15,920.00	\$15,920.00	\$0.00
			3110	AFTER SCHOOL PROG-LARRY JOHNSON REC/HALL	Completed	CDBG	\$23,054.00	\$23,054.00	\$0.00
			3111	AFTER SCHOOL PROGRAM-SKYVIEW ELEM	Completed	CDBG	\$20,900.00	\$20,900.00	\$0.00
			3112	AFTER SCHOOL PROGRAM-STEPHEN FOSTER ELEM	Canceled	CDBG	\$0.00	\$0.00	\$0.00
			3113	AFTER SCHOOL PROGRAM-VICKERY MEADOWS	Completed	CDBG	\$20,116.30	\$20,116.30	\$0.00
			3114	AFTER SCHOOL PROG-WILLIAM B. TRAVIS ELEM	Completed	CDBG	\$3,799.00	\$3,799.00	\$0.00
			3115	AFTER SCHOOL PROG FANNIE C. HARRIS	Completed	CDBG	\$22,903.79	\$22,903.79	\$0.00
			3116	KLEBERG/RYLIE SUMMER YOUTH PROGRAM	Completed	CDBG	\$15,000.00	\$15,000.00	\$0.00
			3117	1997 SEND A KID TO CAMP	Completed	CDBG	\$31,058.51	\$31,058.51	\$0.00

U.S. Department of Housing and Urban Development  
 Office of Community Planning and Development  
 Integrated Disbursement and Information System  
 List of Activities By Program Year And Project  
 DALLAS, TX

Funding Agency: DALLAS

Plan Year	IDIS Project	Project	IDIS Activity ID	Activity Name	Activity Status	Program	Funded Amount	Draw Amount	Balance
1997	1	PUBLIC SERVICES - YOUTH SERVICES	3118	HOMEWORK CENTERS	Completed	CDBG	\$35,513.00	\$35,513.00	\$0.00
			3119	TEEN CENTERS	Completed	CDBG	\$52,300.00	\$52,300.00	\$0.00
			3120	AFRICAN AMERICAN MUSEUM YOUTH ENRICHMENT	Completed	CDBG	\$50,000.00	\$50,000.00	\$0.00
			3121	CITY GANG PREVENTION CULTURAL ARTS PROG.	Completed	CDBG	\$44,598.00	\$44,598.00	\$0.00
			<b>Project Total</b>				<b>\$613,243.09</b>	<b>\$613,243.09</b>	<b>\$0.00</b>
	2	PUBLIC SERVICES - CLINICAL HEALTH SERVICES - YOUTH	3122	AIDS EARLY INTERVENTION/CASE MANAGEMENT	Completed	CDBG	\$88,000.00	\$88,000.00	\$0.00
			3123	HOSPICE/RESPIRE CARE FOR CHILDREN W/AIDS	Completed	CDBG	\$39,000.00	\$39,000.00	\$0.00
			3124	CLINICAL DENTAL CARE PROGRAM	Completed	CDBG	\$200,000.00	\$200,000.00	\$0.00
			3125	ADOLESCENT SUBSTANCE ABUSE-INPATIENT	Canceled	CDBG	\$0.00	\$0.00	\$0.00
			3126	ADOLESCENT SUBSTANCE ABUSE-OUTPATIENT	Canceled	CDBG	\$0.00	\$0.00	\$0.00
			<b>Project Total</b>				<b>\$327,000.00</b>	<b>\$327,000.00</b>	<b>\$0.00</b>
	3	PUBLIC SERVICES - CLINICAL HEALTH SERVICES - NON-YOUTH	3130	AIDS EARLY INTV/CASE MNGT/DAY CARE ADULT	Completed	CDBG	\$113,000.00	\$113,000.00	\$0.00
			3131	AIDS EDUC/LOWER INCOME INDIV. PROGRAM	Completed	CDBG	\$79,000.00	\$79,000.00	\$0.00
			3132	AFRICAN AMERICAN DIABETES PREV. & EDUC.	Completed	CDBG	\$50,000.00	\$50,000.00	\$0.00
			<b>Project Total</b>				<b>\$242,000.00</b>	<b>\$242,000.00</b>	<b>\$0.00</b>
	4	PUBLIC SERVICES - SENIOR SERVICES	3140	CITY GERIATRIC AND CRISIS INTERVENTION	Completed	CDBG	\$80,897.00	\$80,897.00	\$0.00
			3141	CITY OFFICE OF SENIOR AFFAIRS	Completed	CDBG	\$109,505.00	\$109,505.00	\$0.00
			3142	SENIOR SERVICES PROGRAM	Completed	CDBG	\$57,862.48	\$57,862.48	\$0.00
			<b>Project Total</b>				<b>\$248,264.48</b>	<b>\$248,264.48</b>	<b>\$0.00</b>
	5	PUBLIC SERVICES - HOMELESS/TEMPORARY HOUSING	3143	TEMPORARY EMERGENCY HOUSING	Completed	CDBG	\$50,000.00	\$50,000.00	\$0.00
			3355	ESG CONTRACTS	Open	CDBG	\$0.00	\$0.00	\$0.00
			3562	SSSSS	Open	CDBG	\$0.00	\$0.00	\$0.00
			<b>Project Total</b>				<b>\$50,000.00</b>	<b>\$50,000.00</b>	<b>\$0.00</b>
	6	PUBLIC SERVICES - HOUSING COUNSELING	3147	LEGAL SERVICES FOR AFFORDABLE HOUSING	Completed	CDBG	\$23,718.80	\$23,718.80	\$0.00
			<b>Project Total</b>				<b>\$23,718.80</b>	<b>\$23,718.80</b>	<b>\$0.00</b>
	7	PUBLIC SERVICES - OTHER	3585	OPEN ARMS	Canceled	CDBG	\$0.00	\$0.00	\$0.00
			<b>Project Total</b>				<b>\$0.00</b>	<b>\$0.00</b>	<b>\$0.00</b>
8	PUBLIC SERVICES - OTHER - YOUTH	3153	YOUTH JOB TRAINING PROGRAM	Completed	CDBG	\$75,000.00	\$75,000.00	\$0.00	
		3154	YOUTH-RELATED SOCIAL SERVICES	Completed	CDBG	\$29,250.00	\$29,250.00	\$0.00	
		3155	TEEN VIOLENCE-VICTIM OUTREACH	Completed	CDBG	\$35,000.00	\$35,000.00	\$0.00	
		3156	YOUTH&JOB TRNG(PLEASANT WOODS/GROVE AREA	Completed	CDBG	\$40,000.00	\$40,000.00	\$0.00	
		3157	ENGLISH LANGUAGE TUTORING PROGRAM	Completed	CDBG	\$53,218.00	\$53,218.00	\$0.00	
		<b>Project Total</b>				<b>\$232,468.00</b>	<b>\$232,468.00</b>	<b>\$0.00</b>	
9	PUBLIC SERVICES - OTHER - NON-YOUTH	3158	DOMESTIC VIOLENCE	Completed	CDBG	\$46,000.00	\$46,000.00	\$0.00	
		3159	PARENTING & EARLY CHILDHOOD DEVELOPMENT	Completed	CDBG	\$25,000.00	\$25,000.00	\$0.00	
		<b>Project Total</b>				<b>\$71,000.00</b>	<b>\$71,000.00</b>	<b>\$0.00</b>	

U.S. Department of Housing and Urban Development  
 Office of Community Planning and Development  
 Integrated Disbursement and Information System  
 List of Activities By Program Year And Project  
 DALLAS, TX

Funding Agency: DALLAS

Plan Year	IDIS Project	Project	IDIS Activity ID	Activity Name	Activity Status	Program	Funded Amount	Draw Amount	Balance
1997	10	HOUSING - LEGAL COMMITMENT/MANDATES	3001	WALKER -CODE ENFORCEMENT-ADDED	Completed	CDBG	\$116,206.00	\$116,206.00	\$0.00
			3002	WALKER CODE ENF./CASEWORKER FAMILY	Completed	CDBG	\$25,964.00	\$25,964.00	\$0.00
			3003	WALKER CODE ENF./CASEWORKER-WEST	Completed	CDBG	\$2,061.00	\$2,061.00	\$0.00
			3004	WALKER PRO-ACTIVE CODE ENFORCEMENT	Completed	CDBG	\$316,250.00	\$316,250.00	\$0.00
			<b>Project Total</b>				<b>\$460,481.00</b>	<b>\$460,481.00</b>	<b>\$0.00</b>
	11	HOUSING - HOME OWNERSHIP OPPORTUNITIES	3009	MORTGAGE ASSISTANCE PROGRAM	Completed	CDBG	\$794,738.00	\$794,738.00	\$0.00
			3010	HOME-UP FRONT COST ASSISTANCE	Canceled	CDBG	\$0.00	\$0.00	\$0.00
			3011	UP FRONT COST ASSISTANCE-FREDDIE MAC	Completed	CDBG	\$250,000.00	\$250,000.00	\$0.00
			3012	UP FRONT COST ASSISTANCE	Completed	CDBG	\$424,240.00	\$424,240.00	\$0.00
			3013	HOME-MORTGAGE ASSISTANCE PROGRAM	Open	CDBG	\$0.00	\$0.00	\$0.00
			3398	4550 BESSIE DRIVE	Canceled	CDBG	\$0.00	\$0.00	\$0.00
			3681	10240 BLACKJACK OAKS DRIVE	Completed	CDBG	\$0.00	\$0.00	\$0.00
			3690	1423 BAYWOOD ST.	Completed	CDBG	\$0.00	\$0.00	\$0.00
			3707	7843 SECO	Completed	CDBG	\$0.00	\$0.00	\$0.00
			3724	1213 EASY ST	Canceled	CDBG	\$0.00	\$0.00	\$0.00
			3743	4815 KILDARE AVENUE	Completed	CDBG	\$0.00	\$0.00	\$0.00
			<b>Project Total</b>				<b>\$1,468,978.00</b>	<b>\$1,468,978.00</b>	<b>\$0.00</b>
	12	HOUSING - HOME OWNER REPAIR	3018	VOLUNTEERS IN PLUMBING-MINOR PLUMBING	Completed	CDBG	\$26,540.14	\$26,540.14	\$0.00
			3019	DALLAS YOUTH SERVICES CORPS	Completed	CDBG	\$100,000.00	\$100,000.00	\$0.00
3020			HOME IMPROVEMENT PROGRAM-FREDDIE MAC	Canceled	CDBG	\$0.00	\$0.00	\$0.00	
3021			CD7 HOME IMPROVEMENT - CITY WIDE	Completed	CDBG	\$1,050,000.00	\$1,050,000.00	\$0.00	
3022			HOME- HOME IMPROVEMEMT PROG.-CITYWIDE	Open	CDBG	\$0.00	\$0.00	\$0.00	
3023			HOUSING ASSISTANCE SUPPORT	Completed	CDBG	\$1,158,603.00	\$1,158,603.00	\$0.00	
3024			CD 7 MINOR HOME REPAIR - CITY WIDE	Completed	CDBG	\$1,092,510.00	\$1,092,510.00	\$0.00	
3025			SOUTH DALLAS/FAIR PARK MHR	Completed	CDBG	\$100,000.00	\$100,000.00	\$0.00	
3026			PEOPLE-HELPING-PEOPLE	Completed	CDBG	\$563,038.00	\$563,038.00	\$0.00	
3399			3716 PROSPERITY	Completed	CDBG	\$0.00	\$0.00	\$0.00	
4099			123 EASY STREET	Canceled	CDBG	\$0.00	\$0.00	\$0.00	
		<b>Project Total</b>				<b>\$4,090,691.14</b>	<b>\$4,090,691.14</b>	<b>\$0.00</b>	
13	HOUSING - OTHER - RENTAL ASSIST/OTHER NEIGH. REVITALIZATION	3027	DEDICATED SAFE II EXPANSION CODE INSP.	Completed	CDBG	\$391,145.82	\$391,145.82	\$0.00	
		3028	HISTORIC FACADE IMPROVEMENTS	Completed	CDBG	\$50,900.00	\$50,900.00	\$0.00	
		3029	INTOWN HOUSING IMPLEMENTATION	Completed	CDBG	\$100,879.83	\$100,879.83	\$0.00	
		3030	DARTWAY RELOCATION	Completed	CDBG	\$60,000.00	\$60,000.00	\$0.00	
		<b>Project Total</b>				<b>\$602,925.65</b>	<b>\$602,925.65</b>	<b>\$0.00</b>	
14	ECONOMIC DEVELOPMENT - BUSINESS LOANS	3033	SO. DALLAS ECO. DEV. PROG. ADMIN.-SDDC	Completed	CDBG	\$175,000.00	\$175,000.00	\$0.00	
	<b>Project Total</b>					<b>\$175,000.00</b>	<b>\$175,000.00</b>	<b>\$0.00</b>	

U.S. Department of Housing and Urban Development  
 Office of Community Planning and Development  
 Integrated Disbursement and Information System  
 List of Activities By Program Year And Project  
 DALLAS, TX

Funding Agency: DALLAS

Plan Year	IDIS Project	Project	IDIS Activity ID	Activity Name	Activity Status	Program	Funded Amount	Draw Amount	Balance
1997	15	ECONOMIC DEVELOPMENT - TECHNICAL ASSISTANCE	3034	DOWNTOWN OAK CLIFF REVITALIZATION	Completed	CDBG	\$19,798.00	\$19,798.00	\$0.00
			3035	ENTERPRISE ZONE ECON EMPOWERMENT (BAC)	Completed	CDBG	\$234,026.30	\$234,026.30	\$0.00
			3036	SO.DALLAS ECO. DEV. PROG.-PROF/TECH.SDDC	Completed	CDBG	\$12,206.88	\$12,206.88	\$0.00
			3037	MLK, JR. BLVD. REVITALIZATION	Completed	CDBG	\$19,240.78	\$19,240.78	\$0.00
			3038	MAPLE AVE. REVITALIZATION	Completed	CDBG	\$30,560.00	\$30,560.00	\$0.00
			<b>Project Total</b>				<b>\$315,831.96</b>	<b>\$315,831.96</b>	<b>\$0.00</b>
	16	ECONOMIC DEVELOPMENT - COMM/INDUST/ACQU/REHAB/INFRA	3039	MCCOMMAS BLUFF DEVELOPMENT	Completed	CDBG	\$133,499.72	\$133,499.72	\$0.00
			3040	SPRING PLAZA (GRANT)	Completed	CDBG	\$176,220.00	\$176,220.00	\$0.00
			<b>Project Total</b>				<b>\$309,719.72</b>	<b>\$309,719.72</b>	<b>\$0.00</b>
	17	PUBLIC IMPROVEMENTS - CITY FACILITIES	3041	ARCADIA RECREATION CENTER-FLOOR	Completed	CDBG	\$24,999.78	\$24,999.78	\$0.00
			3042	BACHMAN LAKE PARK-TRAIL & PARKING IMP.	Completed	CDBG	\$332,495.00	\$332,495.00	\$0.00
			3043	BISHOP FLORES PARK ER. CONTROL & LIGHTS	Completed	CDBG	\$81,534.00	\$81,534.00	\$0.00
			3044	COCHRAN PARK-SITE IMPROVEMENTS	Completed	CDBG	\$95,718.78	\$95,718.78	\$0.00
			3045	CRAWFORD ELAM PARK-TRAIL IMPROVEMENTS	Completed	CDBG	\$233,858.46	\$233,858.46	\$0.00
			3046	CUMMINGS RECREATION CNTR. (DESIGN)	Completed	CDBG	\$59,626.77	\$59,626.77	\$0.00
			3047	FIRESIDE RECREATION CENTER (DESIGN)	Completed	CDBG	\$50,000.00	\$50,000.00	\$0.00
			3048	FIVE MILE CREEK TRAIL CONSTRUCTION	Completed	CDBG	\$93,662.95	\$93,662.95	\$0.00
			3049	JC PHELPS RECREATION CENTER ROOF RENOV.	Completed	CDBG	\$87,533.00	\$87,533.00	\$0.00
			3050	KIDD SPRINGS REC.CTR. GYM FLOOR/BLEACHER	Completed	CDBG	\$29,675.00	\$29,675.00	\$0.00
			3051	KLEBERG/RYLIE PARK - PARKING EXPANSION	Completed	CDBG	\$97,038.02	\$97,038.02	\$0.00
			3053	KLEBERG/RYLIE PARK	Canceled	CDBG	\$0.00	\$0.00	\$0.00
			3054	KLEBERG/RYLIE PARK - BALLFIELD LIGHTING	Completed	CDBG	\$71,292.00	\$71,292.00	\$0.00
			3055	MOORE PARK PLAYGROUND	Completed	CDBG	\$69,249.33	\$69,249.33	\$0.00
			3056	MOUNTAIN VALLEY PARK (BALLFIELD IMP.)	Completed	CDBG	\$71,999.62	\$71,999.62	\$0.00
			3057	RANDALL PARK PLAYGROUND-PICNIC SHELTER	Completed	CDBG	\$129,999.00	\$129,999.00	\$0.00
			3058	SEATON PARK-ATHLETIC FIELD IMPROVEMENTS	Completed	CDBG	\$98,338.07	\$98,338.07	\$0.00
			3059	WINNETKA PARK-IMPROVEMENTS	Completed	CDBG	\$16,000.00	\$16,000.00	\$0.00
			<b>Project Total</b>				<b>\$1,643,019.78</b>	<b>\$1,643,019.78</b>	<b>\$0.00</b>
	18	PUBLIC IMPROVEMENTS - CITY INFRASTRUCTURE	3060	2800 BLK BIRMINGHAM-SIDEWALK,CURB,GUTTER	Completed	CDBG	\$52,337.27	\$52,337.27	\$0.00
			3061	400-500 E. TENTH-SIDEWALK,CURB & GUTTER	Completed	CDBG	\$117,184.01	\$117,184.01	\$0.00
			3062	DAVIS-BISHOP AREA IMPROVEMENTS(DESIGN)	Completed	CDBG	\$90,975.00	\$90,975.00	\$0.00
			<b>Project Total</b>				<b>\$260,496.28</b>	<b>\$260,496.28</b>	<b>\$0.00</b>
	19	PUBLIC IMPROVEMENTS - NON-PROFITS	3066	BOYS/GIRLS CLUB E.DALLAS- RENOVATION	Completed	CDBG	\$90,000.00	\$90,000.00	\$0.00
			3067	BOYS/GIRLS CLUB W.DALLAS - RENOVATION	Completed	CDBG	\$127,780.00	\$127,780.00	\$0.00
			3068	PAUL QUINN COLLEGE-STADIUM IMPROVEMENTS	Canceled	CDBG	\$0.00	\$0.00	\$0.00
3069			CLEAN SOUTH DALLAS-PARKING & PAVILLION	Completed	CDBG	\$50,766.03	\$50,766.03	\$0.00	
		<b>Project Total</b>				<b>\$268,546.03</b>	<b>\$268,546.03</b>	<b>\$0.00</b>	

U.S. Department of Housing and Urban Development  
 Office of Community Planning and Development  
 Integrated Disbursement and Information System  
 List of Activities By Program Year And Project  
 DALLAS, TX

Funding Agency: DALLAS

Plan Year	IDIS Project	Project	IDIS Activity ID	Activity Name	Activity Status	Program	Funded Amount	Draw Amount	Balance
1997	20	FAIR HOUSING/PLANNING OVERSIGHT - FAIR HOUSING	3070	WALKER-FAIR HOUSING ENF.-CONT. FUNDING	Completed	CDBG	\$128,668.00	\$128,668.00	\$0.00
			3071	WALKER-FAIR HOUSING ENF.-ADDED	Completed	CDBG	\$416,602.39	\$416,602.39	\$0.00
			3072	WALKER-HOUSING COMPLIANCE ACTIVITIES	Completed	CDBG	\$97,736.00	\$97,736.00	\$0.00
			3073	WALKER-RENT OPTION	Completed	CDBG	\$68,000.00	\$68,000.00	\$0.00
			3074	WALKER-WALKER PROJECT, INC.	Completed	CDBG	\$198,400.00	\$198,400.00	\$0.00
			<b>Project Total</b>				<b>\$909,406.39</b>	<b>\$909,406.39</b>	<b>\$0.00</b>
	21	FAIR HOUSING/PLANNING OVERSIGHT - PROGRAM ADMINISTRATION	3075	CD FINANCIAL MANAGEMENT	Completed	CDBG	\$144,000.00	\$144,000.00	\$0.00
			3076	COMPLIANCE & EVALUATION PROGRAM	Completed	CDBG	\$284,381.46	\$284,381.46	\$0.00
			3077	CITIZEN PARTICIPATION/CDC SUPPORT	Completed	CDBG	\$117,862.00	\$117,862.00	\$0.00
			3078	CONSOLIDATED PLAN (HUD PROG.) OVERSIGHT	Completed	CDBG	\$304,893.00	\$304,893.00	\$0.00
			3079	CD AUDITS	Completed	CDBG	\$20,000.00	\$20,000.00	\$0.00
			3080	CD RISK LIABILITY	Completed	CDBG	\$129,466.00	\$129,466.00	\$0.00
			3081	ECONOMIC EMPOWERMENT PROGRAM	Completed	CDBG	\$58,000.00	\$58,000.00	\$0.00
			3082	SO. DALLAS ECO. DEV. COMP. & EVAL.	Completed	CDBG	\$21,843.90	\$21,843.90	\$0.00
			3083	HEALTH CONTRACT MONITORING	Completed	CDBG	\$242,735.00	\$242,735.00	\$0.00
			3084	HOUSING MANAGEMENT SUPPORT SERVICES	Completed	CDBG	\$1,102,994.00	\$1,102,994.00	\$0.00
			3085	PARKS CONTRACT MONITORING	Completed	CDBG	\$26,682.00	\$26,682.00	\$0.00
			3162	ESG - ADMINISTRATION	Open	CDBG	\$0.00	\$0.00	\$0.00
			3164	HOPWA-PROGRAM ADMINISTRATION	Open	CDBG	\$0.00	\$0.00	\$0.00
			3165	HOPWA-PROGRAM ADMIN./DALLAS COUNTY	Open	CDBG	\$0.00	\$0.00	\$0.00
		<b>Project Total</b>				<b>\$2,452,857.36</b>	<b>\$2,452,857.36</b>	<b>\$0.00</b>	
22	FAIR HOUSING/PLANNING OVERSIGHT - PROGRAM ADMINISTRATION	3086	CD LEGAL SUPPORT	Completed	CDBG	\$110,680.00	\$110,680.00	\$0.00	
		<b>Project Total</b>				<b>\$110,680.00</b>	<b>\$110,680.00</b>	<b>\$0.00</b>	
44	FAIR HOUSING/PLANNING OVERSIGHT PROGRAM ADMINISTRATION	3087	INDIRECT COST	Completed	CDBG	\$105,240.00	\$105,240.00	\$0.00	
		<b>Project Total</b>				<b>\$105,240.00</b>	<b>\$105,240.00</b>	<b>\$0.00</b>	
45	FAIR HOUSING/PLANNING OVERSIGHT - PROGRAM ADMINISTRATION	3088	HISTORIC PRESERVATION REVIEWS/MITIGATION	Completed	CDBG	\$27,031.92	\$27,031.92	\$0.00	
		<b>Project Total</b>				<b>\$27,031.92</b>	<b>\$27,031.92</b>	<b>\$0.00</b>	
46	SECTION 108 REPAYMENTS	3089	SECTION 108 REPAYMENTS	Completed	CDBG	\$2,368,401.00	\$2,368,401.00	\$0.00	
		<b>Project Total</b>				<b>\$2,368,401.00</b>	<b>\$2,368,401.00</b>	<b>\$0.00</b>	
47	PUBLIC SERVICES-YOUTH SERVICES	3136	CHILD CARE SERVICES PROGRAM	Completed	CDBG	\$223,503.00	\$223,503.00	\$0.00	
		3137	CITY CHILD CARE SERVICES	Completed	CDBG	\$439,192.00	\$439,192.00	\$0.00	
		<b>Project Total</b>				<b>\$662,695.00</b>	<b>\$662,695.00</b>	<b>\$0.00</b>	
48	PUBLIC SERVICES-CLINICAL HEALTH SERVICES-YOUTH	3127	ADOLESCENT SUBSTANCE ABUSE-INPATIENT	Completed	CDBG	\$65,000.00	\$65,000.00	\$0.00	
		3128	ADOLESCENT SUBSTANCE ABUSE-OUTPATIENT	Completed	CDBG	\$25,000.00	\$25,000.00	\$0.00	

U.S. Department of Housing and Urban Development  
 Office of Community Planning and Development  
 Integrated Disbursement and Information System  
 List of Activities By Program Year And Project  
 DALLAS, TX

Funding Agency: DALLAS

Plan Year	IDIS Project	Project	IDIS Activity ID	Activity Name	Activity Status	Program	Funded Amount	Draw Amount	Balance
1997	48	<b>Project Total</b>					<b>\$90,000.00</b>	<b>\$90,000.00</b>	<b>\$0.00</b>
	49	PUBLIC SERVICES-CLINICAL HEALTH SERVICES-NON-YOUTH	3129	ADULT SUBSTANCE ABUSE	Completed	CDBG	\$37,080.00	\$37,080.00	\$0.00
		<b>Project Total</b>					<b>\$37,080.00</b>	<b>\$37,080.00</b>	<b>\$0.00</b>
	50	HOUSING - LEGAL COMMITMENT/MANDATES	3005	CD7 WALKER - HIP -WEST	Completed	CDBG	\$100,000.00	\$100,000.00	\$0.00
			3006	CD7 WALKER HMR -WEST	Completed	CDBG	\$100,000.00	\$100,000.00	\$0.00
		<b>Project Total</b>					<b>\$200,000.00</b>	<b>\$200,000.00</b>	<b>\$0.00</b>
	51	HOUSING-LEGAL COMMITMENT/MANDATES	3007	RENTAL HOUSING PRESERVATION	Completed	CDBG	\$1,150,000.00	\$1,150,000.00	\$0.00
			3008	HOME-REVOLVING LOAN FUND	Open	CDBG	\$0.00	\$0.00	\$0.00
		<b>Project Total</b>					<b>\$1,150,000.00</b>	<b>\$1,150,000.00</b>	<b>\$0.00</b>
	52	PUBLIC SERVICES-YOUTH SERVICES	3138	ADOLESCENT HEALTH SERVICES PROGRAM	Completed	CDBG	\$59,999.99	\$59,999.99	\$0.00
			3139	CITY ADOLESCENT HEALTH SERVICES	Completed	CDBG	\$160,023.00	\$160,023.00	\$0.00
		<b>Project Total</b>					<b>\$220,022.99</b>	<b>\$220,022.99</b>	<b>\$0.00</b>
	53	HOUSING-HOMEOWNERSHIP OPPORTUNITIES	3014	HOUSING DEVELOPMENT SUPPORT	Completed	CDBG	\$939,852.00	\$939,852.00	\$0.00
		<b>Project Total</b>					<b>\$939,852.00</b>	<b>\$939,852.00</b>	<b>\$0.00</b>
	54	HOUSING - HOME OWNERSHIP OPPORTUNITIES	3408	CHDO - OPERATING ASSISTANCE	Open	CDBG	\$0.00	\$0.00	\$0.00
		<b>Project Total</b>					<b>\$0.00</b>	<b>\$0.00</b>	<b>\$0.00</b>
	55	HOUSING - HOME OWNERSHIP OPPORTUNITIES	3016	HOME-CHDO PROJECTS	Open	CDBG	\$0.00	\$0.00	\$0.00
			4287	MEADOWS APARTMENTS - ICDC	Canceled	CDBG	\$0.00	\$0.00	\$0.00
		<b>Project Total</b>					<b>\$0.00</b>	<b>\$0.00</b>	<b>\$0.00</b>
	57	PUBLIC SERVICES- YOUTH SERVICES	3133	ADOLESCENT GANG INTERVENTION PROGRAM	Completed	CDBG	\$100,000.00	\$100,000.00	\$0.00
			3134	GANG INTRV/PREV.YOUTH MNTRNG(RANCH CNPT)	Completed	CDBG	\$40,000.00	\$40,000.00	\$0.00
			3135	YOUTH AND FAMILY SUPPORT SERVICES	Canceled	CDBG	\$0.00	\$0.00	\$0.00
		<b>Project Total</b>					<b>\$140,000.00</b>	<b>\$140,000.00</b>	<b>\$0.00</b>
	58	PUBLIC SERVICES-OTHER-NON-YOUTH	3160	DEDICATED SAFE II EXP INSP SUPPORT POLIC	Completed	CDBG	\$229,501.07	\$229,501.07	\$0.00
			3161	NEIGHBORHOOD ANTI-DRUG PROGRAM	Completed	CDBG	\$30,000.00	\$30,000.00	\$0.00
		<b>Project Total</b>					<b>\$259,501.07</b>	<b>\$259,501.07</b>	<b>\$0.00</b>
	59	PUBLIC IMPROVEMENTS-NON-PROFITS	3063	EAST DALLAS CHRISTIAN CHURCH-COMM. CTR.	Completed	CDBG	\$120,000.00	\$120,000.00	\$0.00
			3064	VICTORY TRANSITION CENTER-RENOVATION	Canceled	CDBG	\$0.00	\$0.00	\$0.00
			3065	E'S HAVEN ACAD.-RENOVATIONS & EXPANSION	Open	CDBG	\$100,000.00	\$73,651.68	\$26,348.32
		<b>Project Total</b>					<b>\$220,000.00</b>	<b>\$193,651.68</b>	<b>\$26,348.32</b>
	60	9798 REPROG FAC REHAB	3403	URBAN LEAGUE REHABILITAION PROJECT	Completed	CDBG	\$232,230.83	\$232,230.83	\$0.00
			3409	GOODWILL INDUSTRIES	Completed	CDBG	\$200,000.00	\$200,000.00	\$0.00
			3410	TRUELOVE ACADEMY	Canceled	CDBG	\$0.00	\$0.00	\$0.00
			3411	WILKINSON CENTER RENOVATIONS	Canceled	CDBG	\$0.00	\$0.00	\$0.00
		<b>Project Total</b>					<b>\$432,230.83</b>	<b>\$432,230.83</b>	<b>\$0.00</b>

U.S. Department of Housing and Urban Development  
 Office of Community Planning and Development  
 Integrated Disbursement and Information System  
 List of Activities By Program Year And Project  
 DALLAS, TX

Funding Agency: DALLAS

Plan Year	IDIS Project	Project	IDIS Activity ID	Activity Name	Activity Status	Program	Funded Amount	Draw Amount	Balance
1997	61	9798 REPROG CITY FACILITY	3404	URBAN LEAGUE REHABILITAION PROJECT	Canceled	CDBG	\$0.00	\$0.00	\$0.00
			3412	ARCADIA PARK RECREATION CENTER IMP.	Completed	CDBG	\$150,000.00	\$150,000.00	\$0.00
			<b>Project Total</b>				<b>\$150,000.00</b>	<b>\$150,000.00</b>	<b>\$0.00</b>
	62	9798 REPROG NEIGHBORHOOD STREET PETITION	3405	9798REPROG NEIGH STREET IMPROVE	Canceled	CDBG	\$0.00	\$0.00	\$0.00
			3413	NEIGHBORHOOD STREET PETITION PROGRAM	Completed	CDBG	\$42,795.00	\$42,795.00	\$0.00
			<b>Project Total</b>				<b>\$42,795.00</b>	<b>\$42,795.00</b>	<b>\$0.00</b>
	63	9798 REPROG SECTION 108	3406	9798 REPROG SECTION 108 REPAYMENT	Canceled	CDBG	\$0.00	\$0.00	\$0.00
			3414	SECTION 108 DEBT SERVICE	Completed	CDBG	\$845,651.00	\$845,651.00	\$0.00
			<b>Project Total</b>				<b>\$845,651.00</b>	<b>\$845,651.00</b>	<b>\$0.00</b>
	64	9798 REPROG WALKER S/C/G IMPROVE	3407	STREET,CURB,GUTTER - WALKER-G71	Completed	CDBG	\$134,000.00	\$134,000.00	\$0.00
			3415	STREET,CURB,GUTTER - WALKER-G81	Completed	CDBG	\$395,000.00	\$395,000.00	\$0.00
			3416	STREET,CURB,GUTTER - WALKER-CD4	Completed	CDBG	\$32,946.00	\$32,946.00	\$0.00
			<b>Project Total</b>				<b>\$561,946.00</b>	<b>\$561,946.00</b>	<b>\$0.00</b>
		<b>Program Total</b>				<b>CDBG</b>	<b>\$23,328,774.49</b>	<b>\$23,302,426.17</b>	<b>\$26,348.32</b>
		<b>1997 Total</b>					<b>\$23,328,774.49</b>	<b>\$23,302,426.17</b>	<b>\$26,348.32</b>
1998	1	Public Services-Youth Services	3423	AFRICAN AMERICAN MUSEUM	Open	CDBG	\$0.00	\$0.00	\$0.00
			3424	AFRICAN AMERICAN MUSEUM	Completed	CDBG	\$50,000.00	\$50,000.00	\$0.00
			3425	DAN D. ROGERS CD8 7535	Completed	CDBG	\$4,634.00	\$4,634.00	\$0.00
			3426	DAVID G. BURNETT RECREATION CENTER	Completed	CDBG	\$3,049.00	\$3,049.00	\$0.00
			3427	ELISHA M. PEASE ELEMENTARY SCHOOL	Completed	CDBG	\$16,471.00	\$16,471.00	\$0.00
			3428	K.B. POLK RECREATION CENTER	Completed	CDBG	\$15,306.64	\$15,306.64	\$0.00
			3429	LEILAH P. COWART ELEMENTARY SCHOOL	Completed	CDBG	\$9,393.38	\$9,393.38	\$0.00
			3430	MARCUS RECREATION CENTER	Completed	CDBG	\$11,460.00	\$11,460.00	\$0.00
			3431	N.W. HARLEE ELEMENTARY SCHOOL	Completed	CDBG	\$7,463.00	\$7,463.00	\$0.00
			3432	OBADIAH KNIGHT ELEMENTARY SCHOOL	Completed	CDBG	\$12,858.00	\$12,858.00	\$0.00
			3433	LARRY JOHNSON REC. CTR.(PRINCE HALL)	Completed	CDBG	\$16,702.00	\$16,702.00	\$0.00
			3434	SKYVIEW ELEMENTARY SCHOOL	Completed	CDBG	\$20,268.48	\$20,268.48	\$0.00
			3435	VICKERY MEADOWS	Completed	CDBG	\$10,798.00	\$10,798.00	\$0.00
			3436	BAYLES ELEMENTARY SCHOOL	Completed	CDBG	\$5,123.00	\$5,123.00	\$0.00
			3437	CLINTON P. RUSSELL ELEMENTARY SCHOOL	Completed	CDBG	\$9,739.00	\$9,739.00	\$0.00
			3438	COCHRAN ELEMENTARY SCHOOL	Completed	CDBG	\$16,444.00	\$16,444.00	\$0.00
			3439	JOPPA AREA	Completed	CDBG	\$15,519.00	\$15,519.00	\$0.00
			3440	L.K.HALL ELEMENTARY SCHOOL	Completed	CDBG	\$9,401.00	\$9,401.00	\$0.00
3441	MACON ELEMENTARY SCHOOL	Completed	CDBG	\$14,706.00	\$14,706.00	\$0.00			
3442	STEPHEN FOSTER ELEMENTARY SCHOOL	Canceled	CDBG	\$0.00	\$0.00	\$0.00			
3443	WILLIAM B. TRAVIS ELEMENTARY	Completed	CDBG	\$9,249.00	\$9,249.00	\$0.00			
3444	BURLESON ELEMENTARY SCHOOL	Completed	CDBG	\$16,471.00	\$16,471.00	\$0.00			

U.S. Department of Housing and Urban Development  
 Office of Community Planning and Development  
 Integrated Disbursement and Information System  
 List of Activities By Program Year And Project  
 DALLAS, TX

Funding Agency: DALLAS

Plan Year	IDIS Project	Project	IDIS Activity ID	Activity Name	Activity Status	Program	Funded Amount	Draw Amount	Balance
1998	1	Public Services-Youth Services	3445	FANNIN ELEMENTARY SCHOOL	Completed	CDBG	\$4,039.64	\$4,039.64	\$0.00
			3446	FIRESIDE REC. CTR. (LAGOW)	Completed	CDBG	\$2,626.00	\$2,626.00	\$0.00
			3447	MILAM ELEMENTARY SCHOOL	Canceled	CDBG	\$0.00	\$0.00	\$0.00
			3448	CITY PARK ELEMENTARY	Completed	CDBG	\$6,552.60	\$6,552.60	\$0.00
			3449	FANIE C. HARRIS ELEMENTARY SCHOOL	Completed	CDBG	\$13,982.03	\$13,982.03	\$0.00
			3450	TEEN CENTERS	Completed	CDBG	\$26,156.70	\$26,156.70	\$0.00
			3451	SEND A KID TO CAMP	Completed	CDBG	\$45,097.28	\$45,097.28	\$0.00
			3452	KLEBERG/RYLIE SUMMER YOUTH PROGRAM	Completed	CDBG	\$11,786.06	\$11,786.06	\$0.00
		<b>Project Total</b>					<b>\$385,295.81</b>	<b>\$385,295.81</b>	<b>\$0.00</b>
	2	Public Services-Youth Services	3453	ADOLESCENT GANG INTERVENTION PROGRAM	Completed	CDBG	\$99,999.00	\$99,999.00	\$0.00
			3454	ADOLESCENT GANG INTV./PREV. YOUTH MENTOR	Completed	CDBG	\$40,000.00	\$40,000.00	\$0.00
			3455	YOUTH AND FAMILY SUPPORT SERVICES	Canceled	CDBG	\$0.00	\$0.00	\$0.00
		<b>Project Total</b>					<b>\$139,999.00</b>	<b>\$139,999.00</b>	<b>\$0.00</b>
	3	Public Services-Youth Services	3456	CITY CHILD CARE SERVICES	Completed	CDBG	\$439,192.00	\$439,192.00	\$0.00
			3457	CHILD CARE SERVICES	Completed	CDBG	\$227,850.00	\$227,850.00	\$0.00
		<b>Project Total</b>					<b>\$667,042.00</b>	<b>\$667,042.00</b>	<b>\$0.00</b>
	4	Public Services-Youth Services	3458	ADOLESCENT HEALTH SERVICES PROGRAM	Completed	CDBG	\$59,922.43	\$59,922.43	\$0.00
			3459	CITY ADOLESCENT HEALTH SERVICES	Completed	CDBG	\$152,573.41	\$152,573.41	\$0.00
		<b>Project Total</b>					<b>\$212,495.84</b>	<b>\$212,495.84</b>	<b>\$0.00</b>
	5	Public Services-Clinical Health Services-Youth	3460	AIDS EARLY INTV./CASE MANAGEMENT(YOUTH)	Completed	CDBG	\$88,000.00	\$88,000.00	\$0.00
			3461	HOSPICE/RESPITE CARE FOR CHILDREN W/AIDS	Completed	CDBG	\$39,000.00	\$39,000.00	\$0.00
			3462	CLINCIAL DENTAL CARE PROGRAM	Completed	CDBG	\$200,000.00	\$200,000.00	\$0.00
		<b>Project Total</b>					<b>\$327,000.00</b>	<b>\$327,000.00</b>	<b>\$0.00</b>
	6	Public Services-Clinical Health Services-Youth	3463	ADOLESCENT SUBSTANCE ABUSE-INPATIENT	Completed	CDBG	\$65,000.00	\$65,000.00	\$0.00
			3464	ADOLESCENT SUBSTANCE ABUSE-OUTPATIENT	Completed	CDBG	\$25,000.00	\$25,000.00	\$0.00
		<b>Project Total</b>					<b>\$90,000.00</b>	<b>\$90,000.00</b>	<b>\$0.00</b>
	7	Public Services-Clinical Health Services-Non-Youth	3465	AIDS EARLY INTV/CASE MGMT/DAY CARE ADULT	Completed	CDBG	\$111,312.00	\$111,312.00	\$0.00
3466			AIDS EDUCA/LOW INCOME INDIVIDUAL PROGRAM	Completed	CDBG	\$78,849.00	\$78,849.00	\$0.00	
3467			ADULT SUBSTANCE ABUSE	Completed	CDBG	\$46,755.00	\$46,755.00	\$0.00	
3468			AFRICAN AMERICAN DIABETES	Completed	CDBG	\$50,000.00	\$50,000.00	\$0.00	
	<b>Project Total</b>					<b>\$286,916.00</b>	<b>\$286,916.00</b>	<b>\$0.00</b>	
8	Public Services-Senior Services	3469	CITY GERIATRIC & CRISIS INTV.	Completed	CDBG	\$84,349.00	\$84,349.00	\$0.00	
		3470	CITY OFFICE OF SENIOR AFFAIRS	Completed	CDBG	\$111,175.14	\$111,175.14	\$0.00	
		3471	SENIOR SERVICES PROGRAM	Completed	CDBG	\$61,000.00	\$61,000.00	\$0.00	
	<b>Project Total</b>					<b>\$256,524.14</b>	<b>\$256,524.14</b>	<b>\$0.00</b>	
9	Public Services-Homeless/Temporary Housing	3472	TEMPORARY EMERGENCY HOUSING	Completed	CDBG	\$50,000.00	\$50,000.00	\$0.00	



U.S. Department of Housing and Urban Development  
 Office of Community Planning and Development  
 Integrated Disbursement and Information System  
 List of Activities By Program Year And Project  
 DALLAS, TX

Funding Agency: DALLAS

Plan Year	IDIS Project	Project	IDIS Activity ID	Activity Name	Activity Status	Program	Funded Amount	Draw Amount	Balance
1998	9	<b>Project Total</b>					<b>\$50,000.00</b>	<b>\$50,000.00</b>	<b>\$0.00</b>
	10	Public Services-Other-Youth	3477	YOUTH JOB TRAINIG PROGRAM	Completed	CDBG	\$60,000.00	\$60,000.00	\$0.00
			3478	YOUTH-RELATED SOCIAL SERVICES	Completed	CDBG	\$29,250.00	\$29,250.00	\$0.00
			3479	TEEN VIOLENCE-VICTIM OUTREACH	Completed	CDBG	\$35,000.00	\$35,000.00	\$0.00
			3480	ENGLISH LANGUAGE TUTORING PROGRAM	Completed	CDBG	\$20,156.76	\$20,156.76	\$0.00
		<b>Project Total</b>					<b>\$144,406.76</b>	<b>\$144,406.76</b>	<b>\$0.00</b>
	11	Public Services-Other-Non-Youth	3481	DOMESTIC VIOLENCE	Completed	CDBG	\$46,000.00	\$46,000.00	\$0.00
			3482	PARENTING & EARLY CHILDHOOD DEVELOPMENT	Completed	CDBG	\$24,996.09	\$24,996.09	\$0.00
			3483	INCARCERATION SUPPORT SERVICES	Completed	CDBG	\$38,710.00	\$38,710.00	\$0.00
		<b>Project Total</b>					<b>\$109,706.09</b>	<b>\$109,706.09</b>	<b>\$0.00</b>
	12	Public Services-Other-Non-Youth	3484	DEDICATED SAFE II EXP. INSP. SUP.-POLICE	Completed	CDBG	\$233,364.46	\$233,364.46	\$0.00
			3485	NEIGHBORHOOD ANTI-DRUG PROGRAM	Completed	CDBG	\$30,000.00	\$30,000.00	\$0.00
		<b>Project Total</b>					<b>\$263,364.46</b>	<b>\$263,364.46</b>	<b>\$0.00</b>
	14	Housing-Legal Commitments/Mandates	3490	WALKER-CODE ENFORCEMENT ADDED	Completed	CDBG	\$137,232.00	\$137,232.00	\$0.00
			3491	WALKER-CODE ENFRMNT/CASE WORKER-FAMILY	Completed	CDBG	\$26,900.00	\$26,900.00	\$0.00
			3492	WALKER-CODE ENFORCEMENT/CASE WORKER-WEST	Completed	CDBG	\$26,900.00	\$26,900.00	\$0.00
		<b>Project Total</b>					<b>\$191,032.00</b>	<b>\$191,032.00</b>	<b>\$0.00</b>
	15	Housing-Legal Commitments/Mandates	3493	RENTAL HOUSING PRESERVATION	Completed	CDBG	\$1,150,000.00	\$1,150,000.00	\$0.00
		<b>Project Total</b>					<b>\$1,150,000.00</b>	<b>\$1,150,000.00</b>	<b>\$0.00</b>
	16	HOUSING-FIRST TIME HOMEBUYER PROGRAMS	3494	MORTGAGE ASSISTANCE	Completed	CDBG	\$53,671.00	\$53,671.00	\$0.00
			3495	UPFRONT COST ASSISTANCE	Completed	CDBG	\$224,240.00	\$224,240.00	\$0.00
			3496	UCAP-FREDDIE MAC	Completed	CDBG	\$250,000.00	\$250,000.00	\$0.00
			3497	LEGAL SVCS FOR AFFORDABLE HOUSING	Canceled	CDBG	\$0.00	\$0.00	\$0.00
			3498	HOME-MORTGAGE ASSISTANCE PROGRAM	Canceled	CDBG	\$0.00	\$0.00	\$0.00
			3499	HOME-UPFRONT COST ASSISTANCE	Canceled	CDBG	\$0.00	\$0.00	\$0.00
			3586	TRIAL TEST	Canceled	CDBG	\$0.00	\$0.00	\$0.00
			3853	4738 FAIRMOUNT STREET	Completed	CDBG	\$0.00	\$0.00	\$0.00
			3871	9611 LARGA	Completed	CDBG	\$0.00	\$0.00	\$0.00
			3873	9260 TEAGARDEN RD.	Completed	CDBG	\$0.00	\$0.00	\$0.00
			4014	2215 HIGHWOOD DR.	Canceled	CDBG	\$0.00	\$0.00	\$0.00
			4015	9515 CRESTSHIRE DR.	Canceled	CDBG	\$0.00	\$0.00	\$0.00
			4016	6625 OLETA DR.	Canceled	CDBG	\$0.00	\$0.00	\$0.00
			4018	4240 CARL STREET	Open	CDBG	\$0.00	\$0.00	\$0.00
			4019	2743 SEARCY DRIVE	Canceled	CDBG	\$0.00	\$0.00	\$0.00
			4103	9421 TIMBERBLUFF ROAD	Open	CDBG	\$0.00	\$0.00	\$0.00
		<b>Project Total</b>					<b>\$527,911.00</b>	<b>\$527,911.00</b>	<b>\$0.00</b>
	18	HOUSING-HOUSING DEVELOPMENT SUPPORT	3501	HOUSING DEVELOPMENT SUPPORT	Completed	CDBG	\$968,137.00	\$968,137.00	\$0.00

U.S. Department of Housing and Urban Development  
 Office of Community Planning and Development  
 Integrated Disbursement and Information System  
 List of Activities By Program Year And Project  
 DALLAS, TX

Funding Agency: DALLAS

Plan Year	IDIS Project	Project	IDIS Activity ID	Activity Name	Activity Status	Program	Funded Amount	Draw Amount	Balance
1998	18	<b>Project Total</b>					<b>\$968,137.00</b>	<b>\$968,137.00</b>	<b>\$0.00</b>
	19	HOUSING-CHDO PROJECTS	3502	98-CHDO PROJECTS	Canceled	CDBG	\$0.00	\$0.00	\$0.00
			4268	OPERATION RELIEF CENTER	Canceled	CDBG	\$0.00	\$0.00	\$0.00
		<b>Project Total</b>					<b>\$0.00</b>	<b>\$0.00</b>	<b>\$0.00</b>
	20	HOUSING-HOME PROGRAM ADMINISTRATION	4070	HILP CITY WIDE-TEDEX COMPANY	Canceled	CDBG	\$0.00	\$0.00	\$0.00
		<b>Project Total</b>					<b>\$0.00</b>	<b>\$0.00</b>	<b>\$0.00</b>
	21	Housing-Homeowner Repair	3504	VOLUNTEERS IN PLUMBING	Completed	CDBG	\$30,000.00	\$30,000.00	\$0.00
			3505	HOME IMPROVEMENT LOANS - FREDDIE MAC	Canceled	CDBG	\$0.00	\$0.00	\$0.00
			3506	HOME IMPROVE PROGRAM-CITYWIDE	Completed	CDBG	\$1,050,000.00	\$1,050,000.00	\$0.00
			3507	HOUSING ASSISTANCE SUPPORT	Completed	CDBG	\$1,192,251.00	\$1,192,251.00	\$0.00
			3508	MINOR HOME REPAIR - CITYWIDE	Completed	CDBG	\$1,092,510.00	\$1,092,510.00	\$0.00
			3509	MHR-SO. DALLAS/FAIR PARK	Completed	CDBG	\$100,000.00	\$100,000.00	\$0.00
			3510	PEOPLE HELPING PEOPLE	Completed	CDBG	\$639,854.00	\$639,854.00	\$0.00
			3511	SHARE PROGRAM CD8 7514	Completed	CDBG	\$297,500.00	\$297,500.00	\$0.00
			3512	HOME-HOME IMPROVEMENT PROGRAM-CITYWIDE	Canceled	CDBG	\$0.00	\$0.00	\$0.00
		<b>Project Total</b>					<b>\$4,402,115.00</b>	<b>\$4,402,115.00</b>	<b>\$0.00</b>
	22	Housing-Other Housing/Neighborhood Revitalization	3513	DEDICATED SAFE II EXP. CODE INSPECTION	Completed	CDBG	\$403,507.63	\$403,507.63	\$0.00
			3514	HISTORIC FACADE IMPROVEMENTS	Completed	CDBG	\$25,000.00	\$25,000.00	\$0.00
		<b>Project Total</b>					<b>\$428,507.63</b>	<b>\$428,507.63</b>	<b>\$0.00</b>
	23	Economic Development-Business Loans	3517	SO. DALLAS ECO. DEV. LOAN RESV.(SDDC)	Completed	CDBG	\$350,410.00	\$350,410.00	\$0.00
			4263	TOWNVIEW CENTER PROJECT R98	Canceled	CDBG	\$0.00	\$0.00	\$0.00
		<b>Project Total</b>					<b>\$350,410.00</b>	<b>\$350,410.00</b>	<b>\$0.00</b>
	24	Economic Development-Technical Assistance	3518	DOWNTOWN-OAK CLIFF REVITALIZATION	Completed	CDBG	\$49,315.20	\$49,315.20	\$0.00
			3519	EZ/EC EMPOWERMENT PROGRAM (BAC)	Completed	CDBG	\$288,837.80	\$288,837.80	\$0.00
			3520	SO DALLAS ECO DEV PRG.-PROF./TECH (SDDC)	Completed	CDBG	\$31,237.07	\$31,237.07	\$0.00
			3521	MARTIN L. KING, JR BLVD. REVITALIZATION	Completed	CDBG	\$49,519.21	\$49,519.21	\$0.00
			3522	MAPLE AVE REVITALIZATION	Completed	CDBG	\$44,529.57	\$44,529.57	\$0.00
			3523	SO. DALLAS ECO. DEV. PRG. ADMIN. (SDDC)	Completed	CDBG	\$100,000.00	\$100,000.00	\$0.00
		<b>Project Total</b>					<b>\$563,438.85</b>	<b>\$563,438.85</b>	<b>\$0.00</b>
	25	Public Improvements-City Facilities	3524	M.L.K., JR. LIBRARY-ROOF REPLACEMENT	Completed	CDBG	\$117,740.24	\$117,740.24	\$0.00
			3525	ARLINGTON PARK-SITE IMPROVEMENTS	Completed	CDBG	\$41,491.71	\$41,491.71	\$0.00
			3526	BISBEE PARK-DESIGN/TRAIL CONSTRUCTION	Completed	CDBG	\$166,308.72	\$166,308.72	\$0.00
			3527	COTTONWOOD TRAIL-DESIGN	Completed	CDBG	\$99,806.00	\$99,806.00	\$0.00
			3528	CUMMINGS PARK-ATHLETIC FIELD	Completed	CDBG	\$200,000.00	\$200,000.00	\$0.00
			3529	EXALL PARK-SITE IMPROVEMENTS	Completed	CDBG	\$221,416.80	\$221,416.80	\$0.00
			3530	EXLINE REC CTR -BLEACHERS & ATHL FIELD	Completed	CDBG	\$243,002.75	\$243,002.75	\$0.00
			3531	FIRESIDE REC CTR - IMPROVEMENTS	Completed	CDBG	\$387,899.30	\$387,899.30	\$0.00

U.S. Department of Housing and Urban Development  
 Office of Community Planning and Development  
 Integrated Disbursement and Information System  
 List of Activities By Program Year And Project  
 DALLAS, TX

Funding Agency: DALLAS

Plan Year	IDIS Project	Project	IDIS Activity ID	Activity Name	Activity Status	Program	Funded Amount	Draw Amount	Balance	
1998	25	Public Improvements-City Facilities	3532	KLEBERG/RYLIE PARK - PARKING LOT	Completed	CDBG	\$37,939.06	\$37,939.06	\$0.00	
			3533	K.B. POLK REC CTR - BLEACHERS	Completed	CDBG	\$32,720.04	\$32,720.04	\$0.00	
			3534	OLD EAST DALLAS WORK YARD - PLAYGROUND	Completed	CDBG	\$79,500.00	\$79,500.00	\$0.00	
			3535	TIPTON PARK - SITE IMPROVEMENTS	Completed	CDBG	\$85,654.56	\$85,654.56	\$0.00	
			3536	TOMMIE ALLEN PARK - ATHL FIELD IMPV.	Canceled	CDBG	\$0.00	\$0.00	\$0.00	
			3537	PUEBLO/BATAAN- SITE IMPROVEMENTS	Completed	CDBG	\$24,841.00	\$24,841.00	\$0.00	
			3538	EMORY PARK - SITE IMPROVEMENTS	Completed	CDBG	\$24,873.26	\$24,873.26	\$0.00	
			3539	ARCADIA PARK REC CTR - IMPROVEMENTS	Completed	CDBG	\$45,000.00	\$45,000.00	\$0.00	
			3540	LINDSLEY PARK - TRASH RECEPTACLES	Completed	CDBG	\$2,000.00	\$2,000.00	\$0.00	
			3541	GATEWAY PARK - ATHLETIC FIELD LIGHTING	Completed	CDBG	\$260,000.00	\$260,000.00	\$0.00	
			<b>Project Total</b>							<b>\$2,070,193.44</b>
		26	Public Improvements-City Infrastructure	3542	NEIGHBORHOOD STREET PETITION PROGRAM	Completed	CDBG	\$52,368.14	\$52,368.14	\$0.00
	<b>Project Total</b>							<b>\$52,368.14</b>	<b>\$52,368.14</b>	<b>\$0.00</b>
		27	Public Improvements-City Infrastructure	3543	CADILLAC HEIGHTS-MASTERPLAN/CONSTRUCTION	Completed	CDBG	\$119,999.00	\$119,999.00	\$0.00
				3544	DAVIS/BISHOP-CONSTRUCTION PHASE 1	Completed	CDBG	\$499,998.46	\$499,998.46	\$0.00
	<b>Project Total</b>							<b>\$619,997.46</b>	<b>\$619,997.46</b>	<b>\$0.00</b>
		28	PUBLIC IMPROVEMENTS-NON-PROFIT	3545	HONEY SPRINGS CEMETARY	Completed	CDBG	\$59,083.20	\$59,083.20	\$0.00
				4274	HOME IMPROVEMENT LOAN	Open	CDBG	\$0.00	\$0.00	\$0.00
	<b>Project Total</b>							<b>\$59,083.20</b>	<b>\$59,083.20</b>	<b>\$0.00</b>
		29	Fair Housing-Fair Housing/Planning Oversight	3546	WALKER-FAIR HOUSING ENFORCEMENT-ADDED	Completed	CDBG	\$463,946.43	\$463,946.43	\$0.00
				3547	WALKER-FAIR HOUSING ENF. - CONT. FUNDING	Completed	CDBG	\$160,200.71	\$160,200.71	\$0.00
				3548	WALKER-HOUSING COMPLIANCE ACTIVITIES	Completed	CDBG	\$90,553.70	\$90,553.70	\$0.00
				3549	WALKER-RENT OPTION	Completed	CDBG	\$71,399.88	\$71,399.88	\$0.00
	<b>Project Total</b>							<b>\$786,100.72</b>	<b>\$786,100.72</b>	<b>\$0.00</b>
		30	Planning/Program Oversight	3550	COMPLIANCE AND EVALUATION PROGRAM	Completed	CDBG	\$233,531.34	\$233,531.34	\$0.00
				3551	CITIZEN PARTICIPATION/CDC SUPPORT	Completed	CDBG	\$112,066.42	\$112,066.42	\$0.00
				3552	CONSOLIDATED PLAN (HUD PRG) OVERSIGHT	Completed	CDBG	\$343,865.70	\$343,865.70	\$0.00
				3553	HEALTH CONTRACT MONITORING	Completed	CDBG	\$220,293.00	\$220,293.00	\$0.00
				3554	HOUSING MANAGEMENT SUPPORT SERVICES	Completed	CDBG	\$527,994.00	\$527,994.00	\$0.00
				3555	LAKE CLIFF PARK-DRAINAGE IMPV. STUDY	Completed	CDBG	\$49,590.00	\$49,590.00	\$0.00
				3556	ESG-ADMINISTRATION	Open	CDBG	\$0.00	\$0.00	\$0.00
				3557	HOPWA-PROGRAM ADMIN./DALLAS COUNTY	Open	CDBG	\$0.00	\$0.00	\$0.00
		3558	HOPWA-AIDS SERVICES NEEDS ASSESSMENT	Open	CDBG	\$0.00	\$0.00	\$0.00		
	<b>Project Total</b>							<b>\$1,487,340.46</b>	<b>\$1,487,340.46</b>	<b>\$0.00</b>
		31	Planning/Program Oversight Administration	3559	HISTORIC PRESERVATION REVIEWS/MITIGATION	Canceled	CDBG	\$0.00	\$0.00	\$0.00
<b>Project Total</b>							<b>\$0.00</b>	<b>\$0.00</b>	<b>\$0.00</b>	
	32	Section 108 Debt Service	3560	SECTION 108 DEBT SERVICE	Completed	CDBG	\$3,381,777.00	\$3,381,777.00	\$0.00	

U.S. Department of Housing and Urban Development  
 Office of Community Planning and Development  
 Integrated Disbursement and Information System  
 List of Activities By Program Year And Project  
 DALLAS, TX

Funding Agency: DALLAS

Plan Year	IDIS Project	Project	IDIS Activity ID	Activity Name	Activity Status	Program	Funded Amount	Draw Amount	Balance
1998	32	<b>Project Total</b>					<b>\$3,381,777.00</b>	<b>\$3,381,777.00</b>	<b>\$0.00</b>
	33	REPROGRAMMING #1	3580	HOUSING-HOME IMPROVEMENT PROG.-CITYWIDE	Completed	CDBG	\$125,000.00	\$125,000.00	\$0.00
			3581	HOUSING-MINOR HOME REPAIR-CITYWIDE	Completed	CDBG	\$125,000.00	\$125,000.00	\$0.00
		<b>Project Total</b>					<b>\$250,000.00</b>	<b>\$250,000.00</b>	<b>\$0.00</b>
	34	REPROGRAMMING #1	3582	HOUSING-MORTGAGE ASSISTANCE PROGRAM	Completed	CDBG	\$125,000.00	\$125,000.00	\$0.00
			3583	HOUSING-UPFRONT COST ASSISTANCE PROGRAM	Completed	CDBG	\$125,000.00	\$125,000.00	\$0.00
		<b>Project Total</b>					<b>\$250,000.00</b>	<b>\$250,000.00</b>	<b>\$0.00</b>
		<b>Program Total</b>				<b>CDBG</b>	<b>\$20,471,162.00</b>	<b>\$20,471,162.00</b>	<b>\$0.00</b>
		<b>1998 Total</b>					<b>\$20,471,162.00</b>	<b>\$20,471,162.00</b>	<b>\$0.00</b>
1999	3	PUBLIC SERVICES-YOUTH SERVICES/CULTURAL	4118	AFRICAN AMERICAN MUSEUM CD9	Completed	CDBG	\$50,000.00	\$50,000.00	\$0.00
			4119	AFTERSCHOOL PROGRAMS CD9	Completed	CDBG	\$424,764.63	\$424,764.63	\$0.00
			4120	SEND A KID TO CAMP CD9	Completed	CDBG	\$44,297.13	\$44,297.13	\$0.00
			4121	SUMMER YOUTH PROGRAM CD9	Completed	CDBG	\$43,354.00	\$43,354.00	\$0.00
		<b>Project Total</b>					<b>\$562,415.76</b>	<b>\$562,415.76</b>	<b>\$0.00</b>
	4	PUBLIC SERVICES-YOUTH SERVICES/AFTERSCHOOL	4122	ADOLESCENT GANG INTERVENTION PROGRAM CD9	Completed	CDBG	\$100,000.00	\$100,000.00	\$0.00
			4123	YOUTH & FAMILY SUPPORT SERVICES	Canceled	CDBG	\$0.00	\$0.00	\$0.00
		<b>Project Total</b>					<b>\$100,000.00</b>	<b>\$100,000.00</b>	<b>\$0.00</b>
	5	PUBLIC SERVICES-YOUTH SERVICES/CHILD CARE	4124	CHILD CARE SERVICES CD9	Completed	CDBG	\$227,850.00	\$227,850.00	\$0.00
			4125	CITY CHILD CARE SERVICES CD9	Completed	CDBG	\$433,640.00	\$433,640.00	\$0.00
			4126	GANG INTERVENTION/PREVENTION RANCH CD9	Completed	CDBG	\$50,000.00	\$50,000.00	\$0.00
			4127	PARENTING & EARLY CHILDHOOD DEVELOP CD9	Completed	CDBG	\$24,999.99	\$24,999.99	\$0.00
		<b>Project Total</b>					<b>\$736,489.99</b>	<b>\$736,489.99</b>	<b>\$0.00</b>
	6	PUBLIC SERVICES-YOUTH SERVICES/ADOLESCENT HEALTH	4128	ADOLESCENT HEALTH SERVICES CD9	Completed	CDBG	\$60,000.00	\$60,000.00	\$0.00
			4129	CITY ADOLESCENT HEALTH SERVICES CD9	Completed	CDBG	\$135,407.12	\$135,407.12	\$0.00
			4130	AIDS EARLY INTER/CASE MGT YOUTH CD9 9125	Completed	CDBG	\$88,000.00	\$88,000.00	\$0.00
			4131	HOSPICE/RESPIRE CARE FOR CHILD W/ AIDS	Completed	CDBG	\$39,000.00	\$39,000.00	\$0.00
			4132	CLINICAL DENTAL CARE PROGRAM CD9	Completed	CDBG	\$200,000.00	\$200,000.00	\$0.00
		<b>Project Total</b>					<b>\$522,407.12</b>	<b>\$522,407.12</b>	<b>\$0.00</b>
	7	PUBLIC SERVICES-CLINICAL HEALTH SERVICES-YOUTH	4133	ADOLESCENT SUBSTANCE ABUSE-INPATIENT CD9	Completed	CDBG	\$65,000.00	\$65,000.00	\$0.00
			4134	ADOLESCENT SUBSTANCE ABUSE OUTPATENT CD9	Completed	CDBG	\$25,000.00	\$25,000.00	\$0.00
		<b>Project Total</b>					<b>\$90,000.00</b>	<b>\$90,000.00</b>	<b>\$0.00</b>
	8	PUBLIC SERVICES-CLINICAL HEALTH SERVICES-NON-YOUTH	4135	AIDS EARLY INTER/CASE MGT ADULT CD9	Completed	CDBG	\$113,000.00	\$113,000.00	\$0.00
			4136	ADULT SUBSTANCE ABUSE CD9	Completed	CDBG	\$50,000.00	\$50,000.00	\$0.00
			4137	AFRICAN AMERICAN DIABETES CD9	Completed	CDBG	\$50,000.00	\$50,000.00	\$0.00
		<b>Project Total</b>					<b>\$213,000.00</b>	<b>\$213,000.00</b>	<b>\$0.00</b>
	9	PUBLIC SERVICES-SENIOR SERVICES	4138	CITY GERIATRIC & CRISIS INTERVENTION CD9	Completed	CDBG	\$78,828.27	\$78,828.27	\$0.00

U.S. Department of Housing and Urban Development  
 Office of Community Planning and Development  
 Integrated Disbursement and Information System  
 List of Activities By Program Year And Project  
 DALLAS, TX

Funding Agency: DALLAS

Plan Year	IDIS Project	Project	IDIS Activity ID	Activity Name	Activity Status	Program	Funded Amount	Draw Amount	Balance
1999	9	PUBLIC SERVICES-SENIOR SERVICES	4139	CITY OFFICE OF SENIOR AFFAIRS CD9	Completed	CDBG	\$108,274.66	\$108,274.66	\$0.00
			4140	SENIOR SERVICES PROGRAM CD9	Completed	CDBG	\$77,962.71	\$77,962.71	\$0.00
		<b>Project Total</b>					<b>\$265,065.64</b>	<b>\$265,065.64</b>	<b>\$0.00</b>
	10	PUBLIC SERVICES-HOMELESS/TEMPORARY HOUSING	4141	DAY RESOURCE CENTER SERVCIES ES9	Completed	CDBG	\$0.00	\$0.00	\$0.00
			4143	MLK COMMUNITY CENTER ES9	Completed	CDBG	\$0.00	\$0.00	\$0.00
			4144	WEST DALLAS COMMUNITY CENTER ES9	Completed	CDBG	\$0.00	\$0.00	\$0.00
		<b>Project Total</b>					<b>\$0.00</b>	<b>\$0.00</b>	<b>\$0.00</b>
	11	PUBLIC SERVICES-HOMELESS/TEMPORARY HOUSING/EMERGENCY	4145	TEMPORARY EMERGENCY HOUSING CD9	Completed	CDBG	\$49,999.79	\$49,999.79	\$0.00
		<b>Project Total</b>					<b>\$49,999.79</b>	<b>\$49,999.79</b>	<b>\$0.00</b>
	12	OTHER PUBLIC SERVICES-YOUTH/TRAINING & EDUCATION	4146	YOUTH JOB TRAINING PROGRAM CD9 9148	Completed	CDBG	\$60,000.00	\$60,000.00	\$0.00
			4147	YOUTH RELATED SOCIAL SERVICES CD9	Completed	CDBG	\$29,250.00	\$29,250.00	\$0.00
			4148	TEEN VIOLENCE - VICTIM OUTREACH CD9	Completed	CDBG	\$35,000.00	\$35,000.00	\$0.00
			4149	ENGLISH LANGUAGE TUTORING PROGRAM CD9	Completed	CDBG	\$64,387.80	\$64,387.80	\$0.00
		<b>Project Total</b>					<b>\$188,637.80</b>	<b>\$188,637.80</b>	<b>\$0.00</b>
	13	OTHER PUBLIC SERVICES-NON-YOUTH/INCARCERATION	4150	INCARCENATION SUPPORT SERVICES CD9	Completed	CDBG	\$40,923.50	\$40,923.50	\$0.00
		<b>Project Total</b>					<b>\$40,923.50</b>	<b>\$40,923.50</b>	<b>\$0.00</b>
	14	OTHER PUBLIC SERVICES-NON-YOUTH/DOMESTIC VIOLENCE	4151	DOMESTIC VIOLENCE CD9	Completed	CDBG	\$46,000.00	\$46,000.00	\$0.00
			4708	HOUSING FACILITIES OPERATIONS	Open	CDBG	\$0.00	\$0.00	\$0.00
		<b>Project Total</b>					<b>\$46,000.00</b>	<b>\$46,000.00</b>	<b>\$0.00</b>
	15	OTHER PUBLIC SERVICES-NON-YOUTH/EMPLOYMENT	4152	EMPLOYMENT ASSISTANCE PROGRAM E DALLAS	Completed	CDBG	\$25,836.00	\$25,836.00	\$0.00
		<b>Project Total</b>					<b>\$25,836.00</b>	<b>\$25,836.00</b>	<b>\$0.00</b>
	16	OTHER PUBLIC SERVICES-NON-YOUTH/NEIGHBORHOOD DRUG	4153	NEIGHBORHOOD ANTI-DRUG PROGRAM CD9	Completed	CDBG	\$30,000.00	\$30,000.00	\$0.00
			4154	DEDICATED SAFE II EXPAND INSPECTION POL	Completed	CDBG	\$218,431.72	\$218,431.72	\$0.00
		<b>Project Total</b>					<b>\$248,431.72</b>	<b>\$248,431.72</b>	<b>\$0.00</b>
	20	HOUSING-LEGAL COMMITMENTS	4158	RELOCATION CD9	Completed	CDBG	\$199,999.93	\$199,999.93	\$0.00
		<b>Project Total</b>					<b>\$199,999.93</b>	<b>\$199,999.93</b>	<b>\$0.00</b>
	21	HOUSING-LEGAL COMMITMENTS	4159	RENTAL HOUSING PRESERVATION CD9	Completed	CDBG	\$750,000.00	\$750,000.00	\$0.00
		<b>Project Total</b>					<b>\$750,000.00</b>	<b>\$750,000.00</b>	<b>\$0.00</b>
	22	HOUSING-HOMEOWNERSHIP/AFFORDABLE HOUSING	4160	LEGAL SERVICES FOR AFFORDABLE HOUSING C9	Canceled	CDBG	\$0.00	\$0.00	\$0.00
		<b>Project Total</b>					<b>\$0.00</b>	<b>\$0.00</b>	<b>\$0.00</b>
	23	HOUSING-HOMEOWNERSHIP/MORTGAGE ASSISTANCE	4161	MORTGAGE ASSISTANCE CD9	Completed	CDBG	\$627,910.42	\$627,910.42	\$0.00
			4308	2727 ROLINDA DRIVE	Open	CDBG	\$0.00	\$0.00	\$0.00
			4356	2444 SUMMIT LANE	Canceled	CDBG	\$0.00	\$0.00	\$0.00

U.S. Department of Housing and Urban Development  
 Office of Community Planning and Development  
 Integrated Disbursement and Information System  
 List of Activities By Program Year And Project  
 DALLAS, TX

Funding Agency: DALLAS

Plan Year	IDIS Project	Project	IDIS Activity ID	Activity Name	Activity Status	Program	Funded Amount	Draw Amount	Balance
1999	23	HOUSING-HOMEOWNERSHIP/MORTGAGE ASSISTANCE	4449	9234 HOMEPLACE DR.	Completed	CDBG	\$0.00	\$0.00	\$0.00
			4469	10435 LAS BRISAS	Completed	CDBG	\$0.00	\$0.00	\$0.00
		<b>Project Total</b>					<b>\$627,910.42</b>	<b>\$627,910.42</b>	<b>\$0.00</b>
	24	HOUSING-HOMEOWNERSHIP/HOME/CHDO	4568	CHDO OPERATING EXPENSE	Canceled	CDBG	\$0.00	\$0.00	\$0.00
			4621	OPERATION RELIEF - POINTE APARTMET	Canceled	CDBG	\$0.00	\$0.00	\$0.00
			4623	TRINITY UNION PROJECT	Canceled	CDBG	\$0.00	\$0.00	\$0.00
			4625	SOUTHFAIR CDC-50 UNION PROJECT	Canceled	CDBG	\$0.00	\$0.00	\$0.00
			4626	SOUTHFAIR: AYA SENIOR APARTMENT VILLAGE	Canceled	CDBG	\$0.00	\$0.00	\$0.00
			4627	SDFAIRPK/INNERCITY CDC	Canceled	CDBG	\$0.00	\$0.00	\$0.00
				<b>Project Total</b>					<b>\$0.00</b>
	25	HOUSING-HOMEOWNERSHIP/HOME/CHDO	4162	HOUSING DEVELOPMENT ASSISTANCE CD9	Canceled	CDBG	\$0.00	\$0.00	\$0.00
		<b>Project Total</b>					<b>\$0.00</b>	<b>\$0.00</b>	<b>\$0.00</b>
	26	HOUSING-HOMEOWNERSHIP/DEVELOPMENT SUPPORT	4164	HOME PROGRAM ADMINISTRATION HM9	Canceled	CDBG	\$0.00	\$0.00	\$0.00
			4219	HOUSING DEVELOPMENT SUPPORT CD9	Completed	CDBG	\$932,399.43	\$932,399.43	\$0.00
		<b>Project Total</b>					<b>\$932,399.43</b>	<b>\$932,399.43</b>	<b>\$0.00</b>
	27	HOUSING-HOMEOWNERSHIP/ADMIN.	4165	VOLUNTEERS IN PLUMBING CD9	Canceled	CDBG	\$0.00	\$0.00	\$0.00
			4166	HOME REPAIR PROGRAM CD9	Canceled	CDBG	\$0.00	\$0.00	\$0.00
			4167	HOUSING ASSISTANCE SUPPORT CD9	Canceled	CDBG	\$0.00	\$0.00	\$0.00
			4168	HOME REPAIR SOUTH DALLAS/FAIR PARK CD9	Canceled	CDBG	\$0.00	\$0.00	\$0.00
			4169	PEOPLE HELPING PEOPLE CD9	Canceled	CDBG	\$0.00	\$0.00	\$0.00
			4170	SUBSTANDARD HOUSING ASSSITANCE REPAIR CD	Canceled	CDBG	\$0.00	\$0.00	\$0.00
			4171	DALLAS YOUTH SERVICES CORPS CD9	Canceled	CDBG	\$0.00	\$0.00	\$0.00
				<b>Project Total</b>					<b>\$0.00</b>
	28	HOME- HOMEOWNER REPAIR	4172	DEDICATED SAFE II CODE INSPECTION CD9	Canceled	CDBG	\$0.00	\$0.00	\$0.00
			4221	VOLUNTEERS IN PLUMBING	Completed	CDBG	\$30,000.00	\$30,000.00	\$0.00
			4222	HOME REPAIR PROGRAM CD9 9153	Completed	CDBG	\$2,587,031.00	\$2,587,031.00	\$0.00
			4223	HOUSING ASSISTANCE SUPPORT CD9	Completed	CDBG	\$1,136,700.40	\$1,136,700.40	\$0.00
			4224	HOME REPAIR SOUTH DALLAS/FAIR PARK CD9	Completed	CDBG	\$99,829.10	\$99,829.10	\$0.00
			4225	PEOPLE HELPING PEOPLE CD9	Completed	CDBG	\$637,278.00	\$637,278.00	\$0.00
			4226	SUBSTANDARD HOUSING ASSISTANCE REPAIR C9 9164	Completed	CDBG	\$274,267.80	\$274,267.80	\$0.00
			4227	DALLAS YOUTH SERVICE CORPS CD9	Completed	CDBG	\$99,879.18	\$99,879.18	\$0.00
			4272	HOME IMPROVEMENT LOAN REPLACEMENT HOUSIN	Open	CDBG	\$0.00	\$0.00	\$0.00
			4614	HOME REPAIR PROGRAM	Canceled	CDBG	\$0.00	\$0.00	\$0.00
			4618	HOME REPAIR PROGRAM-REPLACEMENT HOUSING	Canceled	CDBG	\$0.00	\$0.00	\$0.00
			5372	3914 BERTRAND	Open	CDBG	\$0.00	\$0.00	\$0.00
			5440	2002 HARRELL	Canceled	CDBG	\$0.00	\$0.00	\$0.00
			5445	2519 CREST AVENUE	Canceled	CDBG	\$0.00	\$0.00	\$0.00

U.S. Department of Housing and Urban Development  
 Office of Community Planning and Development  
 Integrated Disbursement and Information System  
 List of Activities By Program Year And Project  
 DALLAS, TX

Funding Agency: DALLAS

Plan Year	IDIS Project	Project	IDIS Activity ID	Activity Name	Activity Status	Program	Funded Amount	Draw Amount	Balance			
1999	28	HOME- HOMEOWNER REPAIR	5451	2519 CREST AVENUE	Canceled	CDBG	\$0.00	\$0.00	\$0.00			
			5461	3914 BETRAND AVE	Canceled	CDBG	\$0.00	\$0.00	\$0.00			
			5525	3247 CULVER STREET	Canceled	CDBG	\$0.00	\$0.00	\$0.00			
			5651	605 N MOORE STREET	Canceled	CDBG	\$0.00	\$0.00	\$0.00			
			5652	FREEMAN SMITH	Canceled	CDBG	\$0.00	\$0.00	\$0.00			
			5821	4220 AZTEC	Canceled	CDBG	\$0.00	\$0.00	\$0.00			
			5822	1510 CLAUDE ST	Canceled	CDBG	\$0.00	\$0.00	\$0.00			
			5823	4603 FRANK ST.	Canceled	CDBG	\$0.00	\$0.00	\$0.00			
			5824	3214 GOLDSPIER DR.	Canceled	CDBG	\$0.00	\$0.00	\$0.00			
			5825	1514 MORRELL AVENUE	Canceled	CDBG	\$0.00	\$0.00	\$0.00			
			6137	4323 JAMAICA ST.	Canceled	CDBG	\$0.00	\$0.00	\$0.00			
			<b>Project Total</b>							<b>\$4,864,985.48</b>	<b>\$4,864,985.48</b>	<b>\$0.00</b>
			29	HOUSING-OTHER HOUSING/SAFE II	4173	TENANT BASED RENTAL ASSISTANCE HM9	Canceled	CDBG	\$0.00	\$0.00	\$0.00	
4228	DEDICATED SAFE II EXPAND CODE INSP CD9	Completed			CDBG	\$402,386.27	\$402,386.27	\$0.00				
5522	318 AVENUE G	Canceled			CDBG	\$0.00	\$0.00	\$0.00				
6302	2936 PENNSYLVANIA AVE.	Canceled			CDBG	\$0.00	\$0.00	\$0.00				
<b>Project Total</b>							<b>\$402,386.27</b>	<b>\$402,386.27</b>	<b>\$0.00</b>			
30	HOUSING-OTHER HOUSING/RENTAL ASSISTANCE	4174	HOPWA HOUSING ACQUISITION/CONSTRUCT HW9	Canceled	CDBG	\$0.00	\$0.00	\$0.00				
<b>Project Total</b>							<b>\$0.00</b>	<b>\$0.00</b>	<b>\$0.00</b>			
31	HOUSING-OTHER HOUSING/HOPWA	4175	SOUTHERN DALLAS ECO DEV LOAN RESERVE CD9	Canceled	CDBG	\$0.00	\$0.00	\$0.00				
<b>Project Total</b>							<b>\$0.00</b>	<b>\$0.00</b>	<b>\$0.00</b>			
32	ECONOMIC DEVELOPMENT/BUSINESS LOANS	4176	ENTERPRISE ZONE/ECO EMPOWERMENT BAC CD9	Canceled	CDBG	\$0.00	\$0.00	\$0.00				
		4177	SOUTHERN DALLAS ECO DEL PROF/TECH CD9	Canceled	CDBG	\$0.00	\$0.00	\$0.00				
		4178	SOUTHERN DALLAS ECO DEVEL ADMIN CD9	Canceled	CDBG	\$0.00	\$0.00	\$0.00				
		4231	SOUTHERN DAL ECO DEV LOAN RESERVE CD9	Canceled	CDBG	\$0.00	\$0.00	\$0.00				
		4728	TEXAS POWDER COATING	Completed	CDBG	\$300,000.00	\$300,000.00	\$0.00				
		4729	AZTECA ENTERPRISES INC	Open	CDBG	\$0.00	\$0.00	\$0.00				
		4730	84 HUDSON, INC	Open	CDBG	\$0.00	\$0.00	\$0.00				
		4731	R & R FINE FURNITURE	Open	CDBG	\$0.00	\$0.00	\$0.00				
		4732	SOUTH TEXAS MEDICAL CENTER	Completed	CDBG	\$150,000.00	\$150,000.00	\$0.00				
		4733	ADVANCED TECHNOLOGICAL SOLUTIONS SOUTH	Completed	CDBG	\$175,000.00	\$175,000.00	\$0.00				
		4734	SAN MARCOS DISTRIBUTORS	Completed	CDBG	\$50,000.00	\$50,000.00	\$0.00				
		4735	REPLICA, LLC	Completed	CDBG	\$65,000.00	\$65,000.00	\$0.00				
		4736	ACCURATE WASTE CONTROL, INC	Completed	CDBG	\$100,000.00	\$100,000.00	\$0.00				
4737	CHS SERVICES, INC	Completed	CDBG	\$75,000.00	\$75,000.00	\$0.00						
4834	THE COOKIE COMPANY	Completed	CDBG	\$75,000.00	\$75,000.00	\$0.00						
5638	ON TARGET SUPPLIES & LOGISTICS	Completed	CDBG	\$300,000.00	\$300,000.00	\$0.00						

U.S. Department of Housing and Urban Development  
 Office of Community Planning and Development  
 Integrated Disbursement and Information System  
 List of Activities By Program Year And Project  
 DALLAS, TX

Funding Agency: DALLAS

Plan Year	IDIS Project	Project	IDIS Activity ID	Activity Name	Activity Status	Program	Funded Amount	Draw Amount	Balance
1999	32	ECONOMIC DEVELOPMENT/BUSINESS LOANS	5639	MEMO JONES, INC	Completed	CDBG	\$125,000.00	\$125,000.00	\$0.00
			5640	EVANS ENGRAVING & STAMPING	Completed	CDBG	\$47,000.00	\$47,000.00	\$0.00
			5641	MOSELEY FURNITURE, INC	Completed	CDBG	\$90,000.00	\$90,000.00	\$0.00
			5642	OAK CLIFF MEDICAL FOUNDATION	Completed	CDBG	\$110,000.00	\$110,000.00	\$0.00
			<b>Project Total</b>				<b>\$1,662,000.00</b>	<b>\$1,662,000.00</b>	<b>\$0.00</b>
	33	ECONOMIC DEVELOPMENT/TECHNICAL ASSISTANCE	4179	ARTIST & ELAINE THORNTON FOUNDATION R99	Canceled	CDBG	\$0.00	\$0.00	\$0.00
			4180	SUNNYVALE BUSINESS CENTER R99	Canceled	CDBG	\$0.00	\$0.00	\$0.00
			4183	ARDEN TERRACE SITE IMPROVEMENTS CD9	Canceled	CDBG	\$0.00	\$0.00	\$0.00
			4232	ENTERPRISE ZONE/ECO EMPOWERMENT BAC CD9	Completed	CDBG	\$374,276.25	\$374,276.25	\$0.00
			4233	SOUTHERN DAL ECO DEV PROF/TECH CD9	Completed	CDBG	\$50,000.00	\$50,000.00	\$0.00
			4234	SOUTHERN DAL ECO DEV ADMINISTRATION CD9	Completed	CDBG	\$95,000.00	\$95,000.00	\$0.00
			4369	FACADE IMPROVEMENT AREA D	Canceled	CDBG	\$0.00	\$0.00	\$0.00
			<b>Project Total</b>				<b>\$519,276.25</b>	<b>\$519,276.25</b>	<b>\$0.00</b>
	34	ECONOMIC DEVELOPMENT/ACQ./CONST./REHAB.	4181	LOVE FIELD WEST LBRARY DESIGN CD9	Canceled	CDBG	\$0.00	\$0.00	\$0.00
			4235	ARTIST & ELAINE THORNTON FOUND R999597	Canceled	CDBG	\$0.00	\$0.00	\$0.00
			4236	SUNNYVALE BUSINESS CENTER R99	Canceled	CDBG	\$0.00	\$0.00	\$0.00
			<b>Project Total</b>				<b>\$0.00</b>	<b>\$0.00</b>	<b>\$0.00</b>
	35	PUBLIC IMPROVEMENTS/CITY FACILITIES	4182	ARCADIA PARK REC CENTER IMPROVE CD9	Canceled	CDBG	\$0.00	\$0.00	\$0.00
			4184	CHERRYWOOD PARK SITE IMPROVEMENTS R99	Canceled	CDBG	\$0.00	\$0.00	\$0.00
			4185	COTTONWOOD TRAIL DESIGN IMPROVE EROSION	Canceled	CDBG	\$0.00	\$0.00	\$0.00
			4186	GRAUWYLER PARK ATHLETIC FIELD IMPROVE C9	Canceled	CDBG	\$0.00	\$0.00	\$0.00
			4187	KLEBERG/RYLIE NATURE TRAIL CD9	Canceled	CDBG	\$0.00	\$0.00	\$0.00
			4188	K. B. POLK RECREATION CENTER IMPROVE CD9	Canceled	CDBG	\$0.00	\$0.00	\$0.00
			4189	NASH/DAVIS RECREATION CENTER CD9	Canceled	CDBG	\$0.00	\$0.00	\$0.00
			4190	OPPORTUNITY PARK SITE IMPROVEMENTS CD9	Canceled	CDBG	\$0.00	\$0.00	\$0.00
			4191	PHYLLIS WHEATLEY PARK PICNIC SHELTER CD9	Canceled	CDBG	\$0.00	\$0.00	\$0.00
			4192	SOUTH CENTRAL PARK SITE IMPROVE CD9	Canceled	CDBG	\$0.00	\$0.00	\$0.00
			4237	LOVE FIELD WEST LIBRARY DESIGN CD9	Completed	CDBG	\$75,152.00	\$75,152.00	\$0.00
			6758	HOME REPLACEMENT HOUSING	Canceled	CDBG	\$0.00	\$0.00	\$0.00
					<b>Project Total</b>				<b>\$75,152.00</b>
	36	PUBLIC IMPROVEMENTS/CITY FACILITIES/PARK	4193	LOVE FIELD WEST PETITION ASSESSMENT CD9	Canceled	CDBG	\$0.00	\$0.00	\$0.00
			4194	NEIGHBORHOOD STREET PETITION GRANT CD9	Canceled	CDBG	\$0.00	\$0.00	\$0.00
4238			ARCADIA PARK RECREATION CENTER IMPS CD9	Completed	CDBG	\$199,666.00	\$199,666.00	\$0.00	
4239			ARDEN TERRACE SITE IMPROVEMENTS CD9	Completed	CDBG	\$171,102.61	\$171,102.61	\$0.00	
4240			CHERRYWOOD PARK SITE IMPROVEMENTS CD9	Completed	CDBG	\$97,836.93	\$97,836.93	\$0.00	
4241			COTTONWOOD TRAIL DESIGN R99 9610	Completed	CDBG	\$50,000.00	\$50,000.00	\$0.00	
4242			GRAUWYLER PARK ATHLETIC FIELD SITE IMPRV	Completed	CDBG	\$199,369.96	\$199,369.96	\$0.00	



U.S. Department of Housing and Urban Development  
 Office of Community Planning and Development  
 Integrated Disbursement and Information System  
 List of Activities By Program Year And Project  
 DALLAS, TX

Funding Agency: DALLAS

Plan Year	IDIS Project	Project	IDIS Activity ID	Activity Name	Activity Status	Program	Funded Amount	Draw Amount	Balance
1999	36	PUBLIC IMPROVEMENTS/CITY FACILITIES/PARK	4243	KLEBERG/RYLIE PARK NATURE CD9 9187	Completed	CDBG	\$56,478.95	\$56,478.95	\$0.00
			4244	K B POLK REC CTR SITE IMPROVE CD9 9188	Completed	CDBG	\$20,625.00	\$20,625.00	\$0.00
			4245	NASH/DAVIS REC CENTER CD9 9189	Completed	CDBG	\$140,379.34	\$140,379.34	\$0.00
			4246	OPPORTUNITY PARK SITE IMPROVEMENTS CD9	Completed	CDBG	\$99,071.26	\$99,071.26	\$0.00
			4247	PHYLLIS WHEATLEY PICNIC SHELTER CD9 9191	Completed	CDBG	\$38,883.00	\$38,883.00	\$0.00
			4248	SOUTH CENTRAL PARK SITE IMPROVEMENTS CD9	Completed	CDBG	\$62,417.02	\$62,417.02	\$0.00
			4260	COTTONWOOD TRAIL DESIGN/IMPROVE CD99185	Completed	CDBG	\$150,000.00	\$150,000.00	\$0.00
			4609	COTTONWOOD TRAIL-HAMILTON PARK R99 CD71C	Canceled	CDBG	\$0.00	\$0.00	\$0.00
			4610	KLEBERG/RYLIE WALKING TRAIL R99 CD72	Canceled	CDBG	\$0.00	\$0.00	\$0.00
			4611	PARKDALE PARK - SITE IMPROVEMENTS	Canceled	CDBG	\$0.00	\$0.00	\$0.00
			4612	TURNER, JANIE C RECREATION CENTER	Canceled	CDBG	\$0.00	\$0.00	\$0.00
		<b>Project Total</b>					<b>\$1,285,830.07</b>	<b>\$1,285,830.07</b>	<b>\$0.00</b>
	37	PUBLIC IMPROVEMENTS/CITY INFRASTRUCTURE	4195	HOUSING CRISIS CENTER RENOVATIONS CD9	Canceled	CDBG	\$0.00	\$0.00	\$0.00
			4201	KATHY'S SUNSHINE OUTREACH CENTER CD9	Canceled	CDBG	\$0.00	\$0.00	\$0.00
			4249	LOVE FIELD WEST PETITION ASSESSMENT CD9	Completed	CDBG	\$99,219.18	\$99,219.18	\$0.00
			4250	NEIGHBORHOOD STREET IMPROVEMENT PETITION	Completed	CDBG	\$99,611.98	\$99,611.98	\$0.00
		<b>Project Total</b>					<b>\$198,831.16</b>	<b>\$198,831.16</b>	<b>\$0.00</b>
	38	PUBLIC IMPROVEMENTS/NON-PROFITS	4196	OAK CLIFF BOYS AND GIRLS CLUB CD9	Canceled	CDBG	\$0.00	\$0.00	\$0.00
			4251	HOUSING CRISIS CENTER RENOVATIONS CD9	Completed	CDBG	\$250,000.00	\$250,000.00	\$0.00
		<b>Project Total</b>					<b>\$250,000.00</b>	<b>\$250,000.00</b>	<b>\$0.00</b>
	39	PUBLIC IMPROVEMENTS/NON-PROFITS	4197	A. C. CRAIG RESOURCE CENTER RENOV R99	Open	CDBG	\$0.00	\$0.00	\$0.00
			4198	AFRICAN AMERICAN MEN BLDG EXPANSION	Open	CDBG	\$0.00	\$0.00	\$0.00
			4199	ALAMEDA HEIGHTS COMM OUTREACH CTR CD9	Canceled	CDBG	\$0.00	\$0.00	\$0.00
			4200	BATAAN COMMUNITY CENTER IMPROVEMENTS	Canceled	CDBG	\$0.00	\$0.00	\$0.00
			4202	SUNNY ACRES COMM EXPANSION/RENOV CD9	Open	CDBG	\$0.00	\$0.00	\$0.00
			4252	OAK CLIFF BOYS & GIRLS CLUB CD9 9142	Completed	CDBG	\$100,000.00	\$100,000.00	\$0.00
		<b>Project Total</b>					<b>\$100,000.00</b>	<b>\$100,000.00</b>	<b>\$0.00</b>
	40	PUBLIC IMPROVEMENTS/NON-PROFITS	4203	UNITED FRONT (SOUTHERN SKATE) CD9	Canceled	CDBG	\$0.00	\$0.00	\$0.00
			4253	A. C. CRAIG RESOURCE CENTER R99 9599	Completed	CDBG	\$99,996.99	\$99,996.99	\$0.00
			4254	AFRICAN AMERICAN MEN BUILD R99 9600	Completed	CDBG	\$71,847.00	\$71,847.00	\$0.00
			4255	ALAMEDA HEIGHTS COMM OUTREACH CD99126	Completed	CDBG	\$67,495.00	\$67,495.00	\$0.00
			4256	BATAAN COMMUNITY CENTER IMPROVEMENTS	Completed	CDBG	\$9,017.00	\$9,017.00	\$0.00
			4257	KATHY'S SUNSHINE OUTREACH CTR R99 9607	Completed	CDBG	\$100,000.00	\$100,000.00	\$0.00
			4258	SUNNY ACRES COMM EXPAND/RENO CD99145	Completed	CDBG	\$30,000.00	\$30,000.00	\$0.00
			4261	BATAAN COMMUNITY CENTER IMPROVEMENTS CD9	Completed	CDBG	\$25,000.00	\$25,000.00	\$0.00
			4262	AFRICAN AMERICAN MEN BUILD EPAN CD99123	Completed	CDBG	\$28,153.00	\$28,153.00	\$0.00
			4604	BRASWELL CHILD DEVELOPMENT	Canceled	CDBG	\$0.00	\$0.00	\$0.00

U.S. Department of Housing and Urban Development  
 Office of Community Planning and Development  
 Integrated Disbursement and Information System  
 List of Activities By Program Year And Project  
 DALLAS, TX

Funding Agency: DALLAS

Plan Year	IDIS Project	Project	IDIS Activity ID	Activity Name	Activity Status	Program	Funded Amount	Draw Amount	Balance	
1999	40	PUBLIC IMPROVEMENTS/NON-PROFITS	4605	LIFE NET - RENOVATIONS	Canceled	CDBG	\$0.00	\$0.00	\$0.00	
			4606	RESOURCE CENTER OF DALLAS	Canceled	CDBG	\$0.00	\$0.00	\$0.00	
			4607	SAINT PHILLIPS - RECREATION FIELD	Canceled	CDBG	\$0.00	\$0.00	\$0.00	
			4608	SHARED HOUSING CENTER	Canceled	CDBG	\$0.00	\$0.00	\$0.00	
			<b>Project Total</b>				<b>\$431,508.99</b>	<b>\$431,508.99</b>	<b>\$0.00</b>	
		41	PUBLIC IMPROVEMENTS/NON-PROFITS	4259	UNITED FRONT DALLAS (SOUTHERN SKATE) CD9	Completed	CDBG	\$60,000.00	\$60,000.00	\$0.00
				<b>Project Total</b>			<b>\$60,000.00</b>	<b>\$60,000.00</b>	<b>\$0.00</b>	
		42	FAIR HOUSING/PLANNING OVERSIGHT	4204	WALKER FAIR HOUSING ENFORCE ADDED CD9	Completed	CDBG	\$413,124.00	\$413,124.00	\$0.00
				4205	WALKER HOUSING COMPLIANCE ACTIVITIES CD9	Completed	CDBG	\$72,771.10	\$72,771.10	\$0.00
				4206	WALKER RENT OPTION CD9	Completed	CDBG	\$74,970.00	\$74,970.00	\$0.00
			<b>Project Total</b>				<b>\$560,865.10</b>	<b>\$560,865.10</b>	<b>\$0.00</b>	
		43	PLANNING/PROG. OVERSIGHT ADMIN.	4207	GRANT COMPLIANCE CD9	Completed	CDBG	\$312,751.00	\$312,751.00	\$0.00
				4208	HISTORIC PRESERVATION/REVIEW/MITIGATION	Completed	CDBG	\$8,180.00	\$8,180.00	\$0.00
				4209	CITIZEN PARTICIPATION/CDC SUPPORT CD9	Completed	CDBG	\$72,312.55	\$72,312.55	\$0.00
				4210	CONSOLIDATED PLAN OVERSIGHT CD9	Completed	CDBG	\$327,734.05	\$327,734.05	\$0.00
				4211	HEALTH CONTRACT MONITORING	Completed	CDBG	\$206,757.78	\$206,757.78	\$0.00
				4216	MAPLE AVENUE REVITALIZATION CD9	Completed	CDBG	\$23,765.73	\$23,765.73	\$0.00
			<b>Project Total</b>	4613	SOUTH DALLAS PLANNED DEVELOPMENT STUDY	Canceled	CDBG	\$0.00	\$0.00	\$0.00
			<b>Project Total</b>				<b>\$951,501.11</b>	<b>\$951,501.11</b>	<b>\$0.00</b>	
		44	SECTION 108 DEBT SERVICE	4217	SECTION 108 DEBT SERVICE	Completed	CDBG	\$5,524,802.00	\$5,524,802.00	\$0.00
	<b>Project Total</b>					<b>\$5,524,802.00</b>	<b>\$5,524,802.00</b>	<b>\$0.00</b>		
	45	UNPROGRAMMED	4218	UNPROGRAMMED FUNDS	Canceled	CDBG	\$0.00	\$0.00	\$0.00	
			<b>Project Total</b>			<b>\$0.00</b>	<b>\$0.00</b>	<b>\$0.00</b>		
		<b>Program Total</b>			<b>CDBG</b>	<b>\$22,486,655.53</b>	<b>\$22,486,655.53</b>	<b>\$0.00</b>		
		<b>1999 Total</b>				<b>\$22,486,655.53</b>	<b>\$22,486,655.53</b>	<b>\$0.00</b>		
2000	1	Public Services - Youth Services(Send a Kid to Camp)	4630	AFRICA AM MUSEUM CD00 CD46	Completed	CDBG	\$50,000.00	\$50,000.00	\$0.00	
			4631	SEND A KID TO CAMP CD00 CD64	Completed	CDBG	\$41,598.51	\$41,598.51	\$0.00	
			4632	SUMMER YOUTH CD00 CD65	Completed	CDBG	\$41,935.00	\$41,935.00	\$0.00	
			4942	AFRICAN AMERICAN MUSEUM YOUTH ENRICHMENT	Canceled	CDBG	\$0.00	\$0.00	\$0.00	
			<b>Project Total</b>				<b>\$133,533.51</b>	<b>\$133,533.51</b>	<b>\$0.00</b>	
		2	Public Services - Youth Services (Afterschool Programs)	4633	AFTER SCHOOL CD00 CD52	Completed	CDBG	\$446,800.00	\$446,800.00	\$0.00
				<b>Project Total</b>			<b>\$446,800.00</b>	<b>\$446,800.00</b>	<b>\$0.00</b>	
		3	Public Services - Youth Services (Child Care)	4634	CHILD CARE PROGRAM CD00 CD18	Completed	CDBG	\$227,849.68	\$227,849.68	\$0.00
				4635	CITY CHILD CARE PROGRAM CD00 9226	Completed	CDBG	\$408,398.00	\$408,398.00	\$0.00
				4636	GANG INTERVENT/YOUTH MENTORING CD00 CD25	Completed	CDBG	\$6,642.48	\$6,642.48	\$0.00

U.S. Department of Housing and Urban Development  
 Office of Community Planning and Development  
 Integrated Disbursement and Information System  
 List of Activities By Program Year And Project  
 DALLAS, TX

Funding Agency: DALLAS

Plan Year	IDIS Project	Project	IDIS Activity ID	Activity Name	Activity Status	Program	Funded Amount	Draw Amount	Balance
2000	3	Public Services - Youth Services (Child Care)	4637	PARENTING & EARLY CHILDHOOD CD00 CD30	Completed	CDBG	\$25,000.00	\$25,000.00	\$0.00
		<b>Project Total</b>					<b>\$667,890.16</b>	<b>\$667,890.16</b>	<b>\$0.00</b>
	4	Public Services - Youth Services (Clinical Health)	4638	ADOLESCENT HEALTH SVC CD00 CD13	Completed	CDBG	\$59,912.78	\$59,912.78	\$0.00
			4639	CITY ADOLESCENT HEALTH SVC CD00 9225	Completed	CDBG	\$154,530.09	\$154,530.09	\$0.00
			4640	HOSPICE/RESPITE CARE CD00 CD27	Completed	CDBG	\$39,000.00	\$39,000.00	\$0.00
			4641	CLINICAL DENTAL CARE CD00 CD23	Completed	CDBG	\$200,000.00	\$200,000.00	\$0.00
		<b>Project Total</b>					<b>\$453,442.87</b>	<b>\$453,442.87</b>	<b>\$0.00</b>
	5	Public Services-Clinical Health-Youth (Substance Abuse)	4642	ADOLESCENT SUBSTANCE ABUSE CD00 CD14	Completed	CDBG	\$65,000.00	\$65,000.00	\$0.00
		<b>Project Total</b>					<b>\$65,000.00</b>	<b>\$65,000.00</b>	<b>\$0.00</b>
	6	Public Services-Clinical Health-Non Youth (Interv./Educ)	4643	ADULT SUBSTANCE ABUSE CD00 CD15	Completed	CDBG	\$49,990.00	\$49,990.00	\$0.00
			4644	AFRICAN-AM DIABETIES CD00 CD16	Completed	CDBG	\$50,000.00	\$50,000.00	\$0.00
			4645	AIDS EARLY INTERV & EDUCATION CD00 CD17	Completed	CDBG	\$75,000.00	\$75,000.00	\$0.00
		<b>Project Total</b>					<b>\$174,990.00</b>	<b>\$174,990.00</b>	<b>\$0.00</b>
	7	Public Services - Senior Services (Crisis Intervention)	4646	CITY GERATRIC & CRISIS INTER CD00 9227	Completed	CDBG	\$114,715.00	\$114,715.00	\$0.00
			4647	CITY OFFICE OF SENIOR AFFAIRS CD00 9228	Completed	CDBG	\$111,153.00	\$111,153.00	\$0.00
			4648	SENIOR SERVICES PROGRAM CD00 CD31	Completed	CDBG	\$78,034.00	\$78,034.00	\$0.00
		<b>Project Total</b>					<b>\$303,902.00</b>	<b>\$303,902.00</b>	<b>\$0.00</b>
	9	Public Services-Homeless/Temporary Housing (Emergency Hsg.)	4651	TEMPORARY EMERGENCY HOUSING CD00 CD44	Completed	CDBG	\$49,223.75	\$49,223.75	\$0.00
		<b>Project Total</b>					<b>\$49,223.75</b>	<b>\$49,223.75</b>	<b>\$0.00</b>
	10	Public Services - Other - Youth (Job Training)	4652	YOUTH JOB TRAINING CD00 CD34	Completed	CDBG	\$60,000.00	\$60,000.00	\$0.00
			4653	YOUTH RELATED SOCIAL SERVICES CD00 CD35	Completed	CDBG	\$29,250.00	\$29,250.00	\$0.00
			4654	TEEN VIOLENCE-VICTIM OUTREACH CD00 CD32	Completed	CDBG	\$35,000.00	\$35,000.00	\$0.00
			4655	ENGLISH LANGUAGE TUTORING CD00 CD45	Completed	CDBG	\$50,686.69	\$50,686.69	\$0.00
			4656	YOUTH JOB TRAINING (PLEASANT) CD00 CD33	Completed	CDBG	\$30,000.00	\$30,000.00	\$0.00
		<b>Project Total</b>					<b>\$204,936.69</b>	<b>\$204,936.69</b>	<b>\$0.00</b>
	11	Public Services-Other-Non Youth (Incarceration Svcs.)	4657	INCARCERATION SUPPORT SVC CD00 CD28	Completed	CDBG	\$40,923.70	\$40,923.70	\$0.00
		<b>Project Total</b>					<b>\$40,923.70</b>	<b>\$40,923.70</b>	<b>\$0.00</b>
	12	Public Services - Other -Non Youth (Domestic Violence)	4658	DOMESTIC VIOLENCE CD00 CD24	Completed	CDBG	\$46,000.00	\$46,000.00	\$0.00
		<b>Project Total</b>					<b>\$46,000.00</b>	<b>\$46,000.00</b>	<b>\$0.00</b>
	13	Public Services - Other - Non Youth (Anti-Drug Program)	4659	NEIGHBORHOOD ANTI-DRUG PROG CD00 CD29	Completed	CDBG	\$30,000.00	\$30,000.00	\$0.00
			4660	SAFE EXPANSION INSPECT POLICE CD00 9219	Completed	CDBG	\$235,325.08	\$235,325.08	\$0.00
		<b>Project Total</b>					<b>\$265,325.08</b>	<b>\$265,325.08</b>	<b>\$0.00</b>
	18	HOUSING-MORTGAGE ASSISTANCE	4661	MORTGAGE ASSISTANCE PROGRAM CD00 CD41	Completed	CDBG	\$1,321,386.00	\$1,321,386.00	\$0.00
			4706	MORTGAGE ASSISTANCE PROG R99 CD76	Completed	CDBG	\$750,000.00	\$750,000.00	\$0.00

U.S. Department of Housing and Urban Development  
 Office of Community Planning and Development  
 Integrated Disbursement and Information System  
 List of Activities By Program Year And Project  
 DALLAS, TX

Funding Agency: DALLAS

Plan Year	IDIS Project	Project	IDIS Activity ID	Activity Name	Activity Status	Program	Funded Amount	Draw Amount	Balance			
2000	18	HOUSING-MORTGAGE ASSISTANCE	5064	9821 ROYCE DRIVE	Canceled	CDBG	\$0.00	\$0.00	\$0.00			
			5073	9805 ROYCE DRIVE	Canceled	CDBG	\$0.00	\$0.00	\$0.00			
			5078	2535 ST. LUKE LANE	Canceled	CDBG	\$0.00	\$0.00	\$0.00			
			5081	5114 WESLEY CHAPEL LANE	Canceled	CDBG	\$0.00	\$0.00	\$0.00			
			5108	1227 BONNIE VIEW LANE	Canceled	CDBG	\$0.00	\$0.00	\$0.00			
			5110	10331 LIMESTONE DRIVE	Canceled	CDBG	\$0.00	\$0.00	\$0.00			
			5111	4714 SAN JACINTO STREET	Canceled	CDBG	\$0.00	\$0.00	\$0.00			
			5112	7905 JULIBANT DRIVE	Canceled	CDBG	\$0.00	\$0.00	\$0.00			
			5113	2511 FRIENDWAY LANE	Canceled	CDBG	\$0.00	\$0.00	\$0.00			
			5118	2770 SCOTLAND DRIVE	Canceled	CDBG	\$0.00	\$0.00	\$0.00			
			5119	3528 POINSETTIA DRIVE	Canceled	CDBG	\$0.00	\$0.00	\$0.00			
			5120	1425 TAPERWICKE DRIVE	Canceled	CDBG	\$0.00	\$0.00	\$0.00			
			5121	1711 RIVERWAY BEND CIRCLE	Canceled	CDBG	\$0.00	\$0.00	\$0.00			
			5122	2906 PINE TRAIL ROAD	Canceled	CDBG	\$0.00	\$0.00	\$0.00			
			<b>Project Total</b>							<b>\$2,071,386.00</b>	<b>\$2,071,386.00</b>	<b>\$0.00</b>
				21	HOUSING-DIRECT SUPPORT ACTIVITIES	4663	HOUSING DEVELOPMENT SUPPORT CD00 9249	Completed	CDBG	\$779,099.00	\$779,099.00	\$0.00
						4707	HOUSING ASSISTANCE SUPPORT CD00 9248	Completed	CDBG	\$1,117,269.00	\$1,117,269.00	\$0.00
			<b>Project Total</b>							<b>\$1,896,368.00</b>	<b>\$1,896,368.00</b>	<b>\$0.00</b>
				23	HOUSING - HOME REPAIR PROGRAMS	4665	VOLUNTEERS IN PLUMBING CD00 CD08	Completed	CDBG	\$17,970.48	\$17,970.48	\$0.00
4666	HOME REPAIR PROGRAM CD00 CD37	Completed				CDBG	\$2,343,075.00	\$2,343,075.00	\$0.00			
4667	HOUSING ASSISTANCE SUPPORT CD00 9248	Canceled				CDBG	\$0.00	\$0.00	\$0.00			
4668	HOME REPAIR - SO DAL/FAIR PARK CD00 CD38	Completed				CDBG	\$100,000.00	\$100,000.00	\$0.00			
4717	HOME REPAIR (NEW APPS) CD00 CD77	Completed				CDBG	\$750,000.00	\$750,000.00	\$0.00			
4725	1112 BROCK	Canceled				CDBG	\$0.00	\$0.00	\$0.00			
8831	3103 OBENCHAIN	Canceled				CDBG	\$0.00	\$0.00	\$0.00			
<b>Project Total</b>							<b>\$3,211,045.48</b>	<b>\$3,211,045.48</b>	<b>\$0.00</b>			
	24	HOUSING-SAFE CODE ENFORCEMENT	4669	SAFE EXPANSION CODE INSPECT CD00 9218	Completed	CDBG	\$423,748.92	\$423,748.92	\$0.00			
			4721	THIS IS A TEST	Canceled	CDBG	\$0.00	\$0.00	\$0.00			
<b>Project Total</b>							<b>\$423,748.92</b>	<b>\$423,748.92</b>	<b>\$0.00</b>			
	25	Housing-Other Housing/Neighborhood Revitalization	5200	ROSIE MAE HAROLD	Canceled	CDBG	\$0.00	\$0.00	\$0.00			
<b>Project Total</b>							<b>\$0.00</b>	<b>\$0.00</b>	<b>\$0.00</b>			
	26	Economic Development - Business Loans	4670	WEST DALLAS ECO DEVELOP (SDDC) CD00 CD11	Canceled	CDBG	\$0.00	\$0.00	\$0.00			
			4671	SER BILINGUAL CHILDCARE TRAIN CD00 CD12	Completed	CDBG	\$80,000.00	\$80,000.00	\$0.00			
			4900	FAIR PARK COMMERCIAL CORRIDOR DEMO PROG	Canceled	CDBG	\$0.00	\$0.00	\$0.00			
<b>Project Total</b>							<b>\$80,000.00</b>	<b>\$80,000.00</b>	<b>\$0.00</b>			
	27	Economic Development - Technical Assistance	4672	ENTERPRISE ZONE EMPOWER (BAC) CD00 CD09	Completed	CDBG	\$71,000.00	\$71,000.00	\$0.00			
			4908	ENTERPRISE ZONE/ECONOMIC EMPOWERMENT BAC	Completed	CDBG	\$37,833.80	\$37,833.80	\$0.00			

U.S. Department of Housing and Urban Development  
 Office of Community Planning and Development  
 Integrated Disbursement and Information System  
 List of Activities By Program Year And Project  
 DALLAS, TX

Funding Agency: DALLAS

Plan Year	IDIS Project	Project	IDIS Activity ID	Activity Name	Activity Status	Program	Funded Amount	Draw Amount	Balance
2000	27	Economic Development - Technical Assistance	4909	ENTERPRIZE ZONE/ECONOMIC EMPOWERMENT BAC	Canceled	CDBG	\$0.00	\$0.00	\$0.00
			4910	ENTERPRISE ZONE/ECONOMIC EMPOWERMENT BAC	Completed	CDBG	\$64,454.47	\$64,454.47	\$0.00
			4911	ENTERPRISE ZONE/ECONOMIC EMPOWERMENT BAC	Completed	CDBG	\$65,000.00	\$65,000.00	\$0.00
			4912	ENTERPRISE ZONE/ECONOMIC EMPOWERMENT BAC	Completed	CDBG	\$60,437.00	\$60,437.00	\$0.00
		<b>Project Total</b>					<b>\$298,725.27</b>	<b>\$298,725.27</b>	<b>\$0.00</b>
	28	Economic Development	4673	N2WIN RENOVATIONS CD00 CD10	Completed	CDBG	\$0.09	\$0.09	\$0.00
		<b>Project Total</b>					<b>\$0.09</b>	<b>\$0.09</b>	<b>\$0.00</b>
	29	Public Improvements - City Facilities	4675	ARLINGTON PARK SECURITY FENCE CD00 CD54	Completed	CDBG	\$4,993.13	\$4,993.13	\$0.00
			4676	BISHOP FLORES SOCCER FIELD CD00 CD55	Completed	CDBG	\$84,323.15	\$84,323.15	\$0.00
			4677	COTTONWOOD TRAIL HAMILTON PARK CD00 CD56	Completed	CDBG	\$27,258.00	\$27,258.00	\$0.00
			4678	COTTONWOOD TRAIL MAHAM RD CD00 CD57	Completed	CDBG	\$200,000.00	\$200,000.00	\$0.00
			4679	KIMBLE PARK SECURITY LIGHTING CD00 CD58	Completed	CDBG	\$11,945.61	\$11,945.61	\$0.00
			4680	SOUTH CENTRAL PARK IMPROVEMENTS (JOPPA)	Completed	CDBG	\$97,040.35	\$97,040.35	\$0.00
			4681	OLIVER, LIZZIE -- SITE IMPROV CD00 CD60	Completed	CDBG	\$64,353.06	\$64,353.06	\$0.00
			4682	OVERLAKE PARK SITE DEVELOP CD00 CD61	Completed	CDBG	\$100,000.00	\$100,000.00	\$0.00
			4683	OWENWOOD PARK PICNIC SHELTER CD00 CD62	Completed	CDBG	\$40,000.00	\$40,000.00	\$0.00
			4684	RANDALL PARK SITE DEVELOP CD00 CD63	Completed	CDBG	\$19,898.90	\$19,898.90	\$0.00
			4685	COTTONWOOD TRAIL HAMILTON PARK R99 CD71	Completed	CDBG	\$22,742.00	\$22,742.00	\$0.00
			4686	KLEBERG/RYLIE WALKING TRAIL R99 CD72	Completed	CDBG	\$60,000.00	\$60,000.00	\$0.00
			4687	PARKDALE PARK SITE IMPROVEMENTS R99 CD73	Completed	CDBG	\$186,148.17	\$186,148.17	\$0.00
			4688	TURNER, JANIE C RECREATION CTR R99 CD74	Completed	CDBG	\$411,272.00	\$411,272.00	\$0.00
			4887	LUNA, MARIA PARK DESIGN & CONST	Completed	CDBG	\$20,935.00	\$20,935.00	\$0.00
			4888	LUNDY, ELOISE PARK - PARKING LOT EXPAND	Completed	CDBG	\$35,840.40	\$35,840.40	\$0.00
			4894	FRUITDALE AREA (REC CTR) FEASIBILITY STU	Canceled	CDBG	\$0.00	\$0.00	\$0.00
			4895	POLK, K. B. - DESIGN FOR EXERCISE ROOM	Completed	CDBG	\$6,776.00	\$6,776.00	\$0.00
			4896	RANDALL PARK - ATHLETIC FIELD/PARKING	Completed	CDBG	\$52,500.00	\$52,500.00	\$0.00
			4897	STONE, HARRY PARK - BALLFIELD/EROSION	Canceled	CDBG	\$0.00	\$0.00	\$0.00
			4898	TIPTON PARK - PLAYGROUND	Completed	CDBG	\$79,228.74	\$79,228.74	\$0.00
			4899	UMPHRESS PARK - PLAYGROUND	Completed	CDBG	\$72,428.66	\$72,428.66	\$0.00
			5070	EXLINE COMPUTER LAB	Completed	CDBG	\$5,358.48	\$5,358.48	\$0.00
		<b>Project Total</b>					<b>\$1,603,041.65</b>	<b>\$1,603,041.65</b>	<b>\$0.00</b>
	30	Public Improvements - Infrastructure	4689	BARRIER FREE RAMPS OAK CLIFF CD00 CD49	Completed	CDBG	\$24,914.00	\$24,914.00	\$0.00
			4690	NEIGHBORHOOD STREET PETITION CD00 CD50	Completed	CDBG	\$99,912.35	\$99,912.35	\$0.00
			4691	SIDEWALKS PLEASANT VISTA/FIRE CD00 CD51	Completed	CDBG	\$111,135.63	\$111,135.63	\$0.00
		<b>Project Total</b>					<b>\$235,961.98</b>	<b>\$235,961.98</b>	<b>\$0.00</b>
	31	Public Improvements - Non Profit	4692	SHARED HOUSING CENTER R99 CD70	Completed	CDBG	\$100,000.00	\$100,000.00	\$0.00
		<b>Project Total</b>					<b>\$100,000.00</b>	<b>\$100,000.00</b>	<b>\$0.00</b>

U.S. Department of Housing and Urban Development  
 Office of Community Planning and Development  
 Integrated Disbursement and Information System  
 List of Activities By Program Year And Project  
 DALLAS, TX

Funding Agency: DALLAS

Plan Year	IDIS Project	Project	IDIS Activity ID	Activity Name	Activity Status	Program	Funded Amount	Draw Amount	Balance		
2000	32	Public Improvements - Non Profit	4693	BRASWELL CHILD DEVELOPMENT R99 CD66	Completed	CDBG	\$75,250.00	\$75,250.00	\$0.00		
			4694	LIFE NET RENOVATIONS R99 CD67	Completed	CDBG	\$50,600.00	\$50,600.00	\$0.00		
			4695	RESOURCE CENTER OF DALLAS R99 CD68	Completed	CDBG	\$105,763.00	\$105,763.00	\$0.00		
			4696	ST PHILLIPS RECREATION FIELDS R99 CD69	Canceled	CDBG	\$0.00	\$0.00	\$0.00		
			4901	CENTURION PROJECT/HUMAN SERVICES NETWORK	Completed	CDBG	\$48,894.94	\$48,894.94	\$0.00		
			4902	FOLLOW THE SON, INC	Canceled	CDBG	\$0.00	\$0.00	\$0.00		
			4905	INTERTRIBAL CENTER OF TEXAS, INC	Completed	CDBG	\$32,431.00	\$32,431.00	\$0.00		
			4906	RBOC, INC	Completed	CDBG	\$125,724.53	\$125,724.53	\$0.00		
			<b>Project Total</b>							<b>\$438,663.47</b>	<b>\$438,663.47</b>
	33	Fair Housing - Fair Housing/Planning Oversight	4697	WALKER FAIR HOUSING ENFORCE CD00 9217	Completed	CDBG	\$400,464.88	\$400,464.88	\$0.00		
			4698	WALKER RENT OPTION CD00 CD48	Completed	CDBG	\$67,500.00	\$67,500.00	\$0.00		
			4699	WALKER HOUSING COMPLIANCE CD00 9251	Completed	CDBG	\$97,403.67	\$97,403.67	\$0.00		
	<b>Project Total</b>							<b>\$565,368.55</b>	<b>\$565,368.55</b>	<b>\$0.00</b>	
	34	Planning/Program Oversight Administration	4700	GRANT COMPLIANCE (AUDITORS) CD00 9214	Completed	CDBG	\$171,850.00	\$171,850.00	\$0.00		
			4701	CITIZEN PARTICIPATION CDC SUP CD00 9215	Completed	CDBG	\$62,716.81	\$62,716.81	\$0.00		
			4702	CONSOLIDATED PLAN OVERSIGHT CD00 9216	Completed	CDBG	\$187,148.00	\$187,148.00	\$0.00		
			4703	HEALTH CONTRACT MONITORING CD00 9229	Completed	CDBG	\$223,782.07	\$223,782.07	\$0.00		
			4704	SOUTH DALLAS PLAN DEVELOP STUDY R99 CD75	Completed	CDBG	\$50,000.00	\$50,000.00	\$0.00		
			4903	FOLLOW THE SON, INC	Completed	CDBG	\$60,000.00	\$60,000.00	\$0.00		
	<b>Project Total</b>							<b>\$755,496.88</b>	<b>\$755,496.88</b>	<b>\$0.00</b>	
	35	Section 108 Debt Service	4705	SECTION 108 DEBT SERVICE CD00 CD04	Completed	CDBG	\$6,961,611.00	\$6,961,611.00	\$0.00		
			<b>Project Total</b>							<b>\$6,961,611.00</b>	<b>\$6,961,611.00</b>
	<b>Program Total</b>						<b>CDBG</b>	<b>\$21,493,385.05</b>	<b>\$21,493,385.05</b>	<b>\$0.00</b>	
	<b>2000 Total</b>							<b>\$21,493,385.05</b>	<b>\$21,493,385.05</b>	<b>\$0.00</b>	
	2001	1	PS-Adolescent Health Services Program	4973	ADOLESCENT HEALTH SERVICES	Completed	CDBG	\$59,850.85	\$59,850.85	\$0.00	
				<b>Project Total</b>							<b>\$59,850.85</b>
		2	PS-African American Museum Youth Enrichment Program	4974	AFRICAN AMERICAN MUSEUM YOUTH ENRICHMENT	Completed	CDBG	\$50,000.00	\$50,000.00	\$0.00	
				5644	AFRICAN AMERICAN	Canceled	CDBG	\$0.00	\$0.00	\$0.00	
		<b>Project Total</b>							<b>\$50,000.00</b>	<b>\$50,000.00</b>	<b>\$0.00</b>
		3	PS-Afterschool Programs-Elementary School Sites	4975	AFTER SCHOOL ELEMENTARY SCHOOL SITES	Completed	CDBG	\$517,516.00	\$517,516.00	\$0.00	
				<b>Project Total</b>							<b>\$517,516.00</b>
		4	PS-Afterschool Programs-Community Centers	4976	AFTER SCHOOL COMMUNITY CENTERS	Canceled	CDBG	\$0.00	\$0.00	\$0.00	
				<b>Project Total</b>							<b>\$0.00</b>
5		PS-Afterschool Programs-Sites TBD	4977	AFTER SCHOOL SITES TBD	Canceled	CDBG	\$0.00	\$0.00	\$0.00		
	<b>Project Total</b>							<b>\$0.00</b>	<b>\$0.00</b>	<b>\$0.00</b>	
6	PS-Child Care Services Program	4978	CHILD CARE SERVICES PROGRAM	Completed	CDBG	\$227,850.00	\$227,850.00	\$0.00			
		<b>Project Total</b>							<b>\$227,850.00</b>	<b>\$227,850.00</b>	<b>\$0.00</b>

U.S. Department of Housing and Urban Development  
 Office of Community Planning and Development  
 Integrated Disbursement and Information System  
 List of Activities By Program Year And Project  
 DALLAS, TX

Funding Agency: DALLAS

Plan Year	IDIS Project	Project	IDIS Activity ID	Activity Name	Activity Status	Program	Funded Amount	Draw Amount	Balance
2001	6	<b>Project Total</b>					<b>\$227,850.00</b>	<b>\$227,850.00</b>	<b>\$0.00</b>
	7	PS-City Adolescent Health Services	4979	CITY ADOLESCENT HEALTH SERVICES	Completed	CDBG	\$177,895.00	\$177,895.00	\$0.00
		<b>Project Total</b>					<b>\$177,895.00</b>	<b>\$177,895.00</b>	<b>\$0.00</b>
	8	PS-City Child Care Services	4980	CITY CHILD CARE PROGRAM	Completed	CDBG	\$347,216.95	\$347,216.95	\$0.00
		<b>Project Total</b>					<b>\$347,216.95</b>	<b>\$347,216.95</b>	<b>\$0.00</b>
	9	PS-Summer Programs for Youth	4981	SUMMER YOUTH PROGRAM	Completed	CDBG	\$53,207.02	\$53,207.02	\$0.00
		<b>Project Total</b>					<b>\$53,207.02</b>	<b>\$53,207.02</b>	<b>\$0.00</b>
	10	PS-Adolescent Substance Abuse (Inpatient)	4982	ADOLESCENT SUBSTANCE ABUSE - INPATIENT	Completed	CDBG	\$65,000.00	\$65,000.00	\$0.00
		<b>Project Total</b>					<b>\$65,000.00</b>	<b>\$65,000.00</b>	<b>\$0.00</b>
	11	PS-Clinical Dental Care Program	4983	CLINICAL DENTAL CARE PROGRAM	Completed	CDBG	\$200,000.00	\$200,000.00	\$0.00
		<b>Project Total</b>					<b>\$200,000.00</b>	<b>\$200,000.00</b>	<b>\$0.00</b>
	12	PS-Adult Substance Abuse	4984	ADULT SUBSTANCE ABUSE	Completed	CDBG	\$49,999.54	\$49,999.54	\$0.00
		<b>Project Total</b>					<b>\$49,999.54</b>	<b>\$49,999.54</b>	<b>\$0.00</b>
	13	PS-African-American Diabetes Prevention and Education	4985	AFRICAN AMERICAN DIABETES PREVENTION/EDU	Completed	CDBG	\$50,000.00	\$50,000.00	\$0.00
		<b>Project Total</b>					<b>\$50,000.00</b>	<b>\$50,000.00</b>	<b>\$0.00</b>
	14	PS-AIDS Early Intervention and Education	4986	AIDS EARLY INTERVENTION & EDUCATION	Completed	CDBG	\$74,999.61	\$74,999.61	\$0.00
		<b>Project Total</b>					<b>\$74,999.61</b>	<b>\$74,999.61</b>	<b>\$0.00</b>
	15	PS-City Geriatric and Crisis Intervention	4987	CITY GERIATRIC & CRISIS INTERVENTION	Completed	CDBG	\$129,991.72	\$129,991.72	\$0.00
		<b>Project Total</b>					<b>\$129,991.72</b>	<b>\$129,991.72</b>	<b>\$0.00</b>
	16	PS-City Office of Senior Affairs	4988	CITY OFFICE OF SENIOR AFFAIRS	Completed	CDBG	\$130,994.00	\$130,994.00	\$0.00
			5045	SENIOR SERVICES PROGRAM	Completed	CDBG	\$78,034.00	\$78,034.00	\$0.00
		<b>Project Total</b>					<b>\$209,028.00</b>	<b>\$209,028.00</b>	<b>\$0.00</b>
	17	PS-Senior Services/Nursing Home Ombudsmen Program	4989	NURSING HOME OMBUDSMAN PROGRAM	Completed	CDBG	\$6,583.00	\$6,583.00	\$0.00
		<b>Project Total</b>					<b>\$6,583.00</b>	<b>\$6,583.00</b>	<b>\$0.00</b>
	18	PS-Temporary Emergency Housing	4990	TEMPORARY EMERGENCY HOUSING	Completed	CDBG	\$50,000.00	\$50,000.00	\$0.00
		<b>Project Total</b>					<b>\$50,000.00</b>	<b>\$50,000.00</b>	<b>\$0.00</b>
	19	PS-English Language Tutoring Program	4991	ENGLISH LANGUAGE TUTORING PROGRAM	Completed	CDBG	\$65,714.00	\$65,714.00	\$0.00
		<b>Project Total</b>					<b>\$65,714.00</b>	<b>\$65,714.00</b>	<b>\$0.00</b>
	20	PS-Teen Violence-Victim Outreach	4992	TEEN VIOLENCE VICTIM OUTREACH	Completed	CDBG	\$35,000.00	\$35,000.00	\$0.00
		<b>Project Total</b>					<b>\$35,000.00</b>	<b>\$35,000.00</b>	<b>\$0.00</b>
	21	PS-Youth Empowerment Project	4993	YOUTH EMPOWERMENT PROJECT	Completed	CDBG	\$92,554.00	\$92,554.00	\$0.00
		<b>Project Total</b>					<b>\$92,554.00</b>	<b>\$92,554.00</b>	<b>\$0.00</b>
	22	PS-Youth Job Training (Pleasant Woods/Grove)	4994	YOUTH JOB TRAINING (PLEASANT WOODS/GROVE)	Completed	CDBG	\$30,000.00	\$30,000.00	\$0.00
		<b>Project Total</b>					<b>\$30,000.00</b>	<b>\$30,000.00</b>	<b>\$0.00</b>

U.S. Department of Housing and Urban Development  
 Office of Community Planning and Development  
 Integrated Disbursement and Information System  
 List of Activities By Program Year And Project  
 DALLAS, TX

Funding Agency: DALLAS

Plan Year	IDIS Project	Project	IDIS Activity ID	Activity Name	Activity Status	Program	Funded Amount	Draw Amount	Balance
2001	23	PS-Youth-Related Social Services (TBD)	4995	YOUTH RELATED SOCIAL SERVICES	Completed	CDBG	\$29,250.00	\$29,250.00	\$0.00
		<b>Project Total</b>					<b>\$29,250.00</b>	<b>\$29,250.00</b>	<b>\$0.00</b>
	24	PS-Youth Support-Incarceration Families	4996	YOUTH SUPPORT INCARCERATION FAMILIES	Completed	CDBG	\$10,000.00	\$10,000.00	\$0.00
		<b>Project Total</b>					<b>\$10,000.00</b>	<b>\$10,000.00</b>	<b>\$0.00</b>
	25	PS-Dedicated SAFE II Expansion Inspection Support-Police	4997	DEDICATED SAFE INSPECTION POLICE SUPPORT	Completed	CDBG	\$258,959.00	\$258,959.00	\$0.00
		<b>Project Total</b>					<b>\$258,959.00</b>	<b>\$258,959.00</b>	<b>\$0.00</b>
	26	PS-Domestic Violence	4998	DOMESTIC VIOLENCE	Completed	CDBG	\$46,000.00	\$46,000.00	\$0.00
		<b>Project Total</b>					<b>\$46,000.00</b>	<b>\$46,000.00</b>	<b>\$0.00</b>
	27	PS-Homeless Outreach	4999	HOMELESS OUTREACH	Completed	CDBG	\$79,531.00	\$79,531.00	\$0.00
		<b>Project Total</b>					<b>\$79,531.00</b>	<b>\$79,531.00</b>	<b>\$0.00</b>
	28	PS-Community Re-entry Support Services for Parolees/Families	5000	COMMUNITY RE-ENTRY SUPPORT SERVICES	Completed	CDBG	\$40,924.00	\$40,924.00	\$0.00
		<b>Project Total</b>					<b>\$40,924.00</b>	<b>\$40,924.00</b>	<b>\$0.00</b>
	29	PS-Parenting and Early Childhood Development	5001	PARENTING & EARLY CHILDHOOD DEVELOPMENT	Completed	CDBG	\$15,000.00	\$15,000.00	\$0.00
		<b>Project Total</b>					<b>\$15,000.00</b>	<b>\$15,000.00</b>	<b>\$0.00</b>
	30	PS-Job Training & Placement Program (Jacobs Ladder)	5002	JOB TRAINING & PLACEMENT (JACOBS LADDER)	Completed	CDBG	\$50,000.00	\$50,000.00	\$0.00
		<b>Project Total</b>					<b>\$50,000.00</b>	<b>\$50,000.00</b>	<b>\$0.00</b>
	31	Housing-Relocation Assistance	5003	RELOCATION ASSISTANCE	Completed	CDBG	\$200,000.00	\$200,000.00	\$0.00
		<b>Project Total</b>					<b>\$200,000.00</b>	<b>\$200,000.00</b>	<b>\$0.00</b>
	32	Housing-Housing Development Support	5004	HOUSING DEVELOPMENT SUPPORT	Completed	CDBG	\$875,000.00	\$875,000.00	\$0.00
		<b>Project Total</b>					<b>\$875,000.00</b>	<b>\$875,000.00</b>	<b>\$0.00</b>
	33	Housing-Mortgage Assistance Program	5005	MORTGAGE ASSISTANCE PROGRAM	Completed	CDBG	\$275,000.00	\$275,000.00	\$0.00
		<b>Project Total</b>					<b>\$275,000.00</b>	<b>\$275,000.00</b>	<b>\$0.00</b>
	34	Housing-Housing Assistance Support	5006	HOUSING ASSISTANCE SUPPORT	Completed	CDBG	\$541,649.00	\$541,649.00	\$0.00
		<b>Project Total</b>					<b>\$541,649.00</b>	<b>\$541,649.00</b>	<b>\$0.00</b>
	35	Housing-Home Repair Program (Citywide)	5007	HOME REPAIR PROGRAM - CITYWIDE	Completed	CDBG	\$4,400,000.00	\$4,400,000.00	\$0.00
		<b>Project Total</b>					<b>\$4,400,000.00</b>	<b>\$4,400,000.00</b>	<b>\$0.00</b>
	36	Housing-Minor Home Repair Program (South Dallas/Fair Park)	5008	MINOR HOME REPAIR-SOUTH DALLAS/FAIR PARK	Completed	CDBG	\$100,000.00	\$100,000.00	\$0.00
		<b>Project Total</b>					<b>\$100,000.00</b>	<b>\$100,000.00</b>	<b>\$0.00</b>
	37	Housing-Substandard Housing Assistance and Repair-S.H.A.R.E.	5009	SHARE SUBSTANDARD HOUSING ASSISTANCE/REP CD01 5444	Completed	CDBG	\$522,500.00	\$522,500.00	\$0.00
		<b>Project Total</b>					<b>\$522,500.00</b>	<b>\$522,500.00</b>	<b>\$0.00</b>
	38	Housing-Volunteers in Plumbing	5010	VOLUNTEERS IN PLUMBING	Completed	CDBG	\$6,874.44	\$6,874.44	\$0.00
		<b>Project Total</b>					<b>\$6,874.44</b>	<b>\$6,874.44</b>	<b>\$0.00</b>



U.S. Department of Housing and Urban Development  
 Office of Community Planning and Development  
 Integrated Disbursement and Information System  
 List of Activities By Program Year And Project  
 DALLAS, TX

Funding Agency: DALLAS

Plan Year	IDIS Project	Project	IDIS Activity ID	Activity Name	Activity Status	Program	Funded Amount	Draw Amount	Balance
2001	39	Housing-Dedicated SAFE II Exp. Code Insp. - Code Compliance	5011	DEDICATED SAFE CODE INSPECTION CCS	Completed	CDBG	\$104,000.00	\$104,000.00	\$0.00
		<b>Project Total</b>					<b>\$104,000.00</b>	<b>\$104,000.00</b>	<b>\$0.00</b>
	40	Housing-Dedicated SAFE II Expansion Inspection - Fire	5012	DEDICATED SAFE CODE INSPECTION FIRE	Completed	CDBG	\$113,968.00	\$113,968.00	\$0.00
		<b>Project Total</b>					<b>\$113,968.00</b>	<b>\$113,968.00</b>	<b>\$0.00</b>
	41	Housing-Dedicated SAFE II Expansion Inspection-Police	5013	DEDICATED SAFE CODE INSPECTION POLICE	Completed	CDBG	\$222,370.00	\$222,370.00	\$0.00
		<b>Project Total</b>					<b>\$222,370.00</b>	<b>\$222,370.00</b>	<b>\$0.00</b>
	42	EDD-Revolving Loan Fund Program	5060	SDDC ADMIN EXPENSES PROGRAM INCOME	Completed	CDBG	\$135,703.02	\$135,703.02	\$0.00
			5646	SDDC ADMIN EXPENSES PROGRAM INCOME	Completed	CDBG	\$137,604.58	\$137,604.58	\$0.00
		<b>Project Total</b>					<b>\$273,307.60</b>	<b>\$273,307.60</b>	<b>\$0.00</b>
	44	EDD-Enterprise Zone Eco. Empowerment Program - Staff Support	5014	ENTERPRISE ZONE/ECONOMIC EMPOWERMENT	Completed	CDBG	\$49,763.45	\$49,763.45	\$0.00
		<b>Project Total</b>					<b>\$49,763.45</b>	<b>\$49,763.45</b>	<b>\$0.00</b>
	45	EDD-BAC #1 Greater Dallas Hispanic Chamber	5015	BAC #1 GREATER DALLAS HISP CHAMBER MAPLE	Completed	CDBG	\$80,000.00	\$80,000.00	\$0.00
		<b>Project Total</b>					<b>\$80,000.00</b>	<b>\$80,000.00</b>	<b>\$0.00</b>
	46	EDD- BAC #2 Innerscity Community Development Corporation.	5016	BAC #2 INNERCITY COMMUNITY DEVELOP CORP	Completed	CDBG	\$15,000.00	\$15,000.00	\$0.00
		<b>Project Total</b>					<b>\$15,000.00</b>	<b>\$15,000.00</b>	<b>\$0.00</b>
	47	EDD- BAC #3 West Dallas Neighborhood Comm. Dev. Corp.	5017	BAC #3 WEST DALLAS NEIGH COMM DEVEL CORP	Completed	CDBG	\$25,873.11	\$25,873.11	\$0.00
		<b>Project Total</b>					<b>\$25,873.11</b>	<b>\$25,873.11</b>	<b>\$0.00</b>
	48	EDD- BAC #4 Greater Dallas Hispanic Chanber of Commerce	5018	BAC #4 GREATER DALLAS HISP CHAMBER SUNSE	Completed	CDBG	\$80,000.00	\$80,000.00	\$0.00
		<b>Project Total</b>					<b>\$80,000.00</b>	<b>\$80,000.00</b>	<b>\$0.00</b>
	49	EDD-BAC #5 MBA Consultants, Inc.	5019	BAC #5 MBA CONSULTANTS	Completed	CDBG	\$80,000.00	\$80,000.00	\$0.00
		<b>Project Total</b>					<b>\$80,000.00</b>	<b>\$80,000.00</b>	<b>\$0.00</b>
	50	Public Improvement - City Facilities	5020	BECKLEY SANER PARK - SITE IMPROVEMENTS	Completed	CDBG	\$80,000.00	\$80,000.00	\$0.00
			5022	GARRETT PARK - PARK FURNITURE	Completed	CDBG	\$7,442.00	\$7,442.00	\$0.00
			5023	CUMMINGS RECREATION CENTER SECURITY LIGH	Completed	CDBG	\$65,000.00	\$65,000.00	\$0.00
			5024	GATEWAY PARK DESIGN/CONST TRAIL EXPAND	Completed	CDBG	\$96,120.57	\$96,120.57	\$0.00
			5025	GLOVER PARK - PLAYGROUND	Completed	CDBG	\$93,873.10	\$93,873.10	\$0.00
			5026	HAMILTON PARK TRAIL IMPROVEMENTS	Completed	CDBG	\$174,830.70	\$174,830.70	\$0.00
			5027	HAMILTON PARK SEC LIGHT/FURNITURE/SIGN	Completed	CDBG	\$55,718.76	\$55,718.76	\$0.00
			5028	JAYCEE ZARAGOZA PARK - PARKING EXPANSION	Completed	CDBG	\$140,000.00	\$140,000.00	\$0.00
			5029	LUNA, MARIA PARK - PAVILLION	Completed	CDBG	\$111,160.79	\$111,160.79	\$0.00
			5030	MARYLAND PARK - PICNIC TABLE/BENCHES	Canceled	CDBG	\$0.00	\$0.00	\$0.00

U.S. Department of Housing and Urban Development  
 Office of Community Planning and Development  
 Integrated Disbursement and Information System  
 List of Activities By Program Year And Project  
 DALLAS, TX

Funding Agency: DALLAS

Plan Year	IDIS Project	Project	IDIS Activity ID	Activity Name	Activity Status	Program	Funded Amount	Draw Amount	Balance
2001	50	<b>Project Total</b>					<b>\$824,145.92</b>	<b>\$824,145.92</b>	<b>\$0.00</b>
	51	Public Improvement-Bishop Davis-Design Phase Construction II	5021	CUMMINGS RECREATION CENTER - SECURITY LI	Canceled	CDBG	\$0.00	\$0.00	\$0.00
			5031	BISHOP DAVIS DESIGN PHASE II	Completed	CDBG	\$198,911.02	\$198,911.02	\$0.00
		<b>Project Total</b>					<b>\$198,911.02</b>	<b>\$198,911.02</b>	<b>\$0.00</b>
	52	Public Improvement - Glasgow 300 Block	5032	GLASGOW 300 BLK SIDEWALKS	Completed	CDBG	\$15,292.13	\$15,292.13	\$0.00
		<b>Project Total</b>					<b>\$15,292.13</b>	<b>\$15,292.13</b>	<b>\$0.00</b>
	53	Public Improvement-Neighborhood St. Improv. Petition Grant	5033	NEIGHBORHOOD STREET IMPROVEMENT PETITION	Completed	CDBG	\$134,999.99	\$134,999.99	\$0.00
		<b>Project Total</b>					<b>\$134,999.99</b>	<b>\$134,999.99</b>	<b>\$0.00</b>
	54	Public Improvement-Residential Barrier Free Ramps-Citywide	5034	RESIDENTAL BARRIER FREE RAMPS CITYWIDE	Completed	CDBG	\$31,975.48	\$31,975.48	\$0.00
		<b>Project Total</b>					<b>\$31,975.48</b>	<b>\$31,975.48</b>	<b>\$0.00</b>
	55	Public Improvements - Non-Profit	5035	CENTURIAN	Canceled	CDBG	\$0.00	\$0.00	\$0.00
		<b>Project Total</b>					<b>\$0.00</b>	<b>\$0.00</b>	<b>\$0.00</b>
	56	Fair Housing-Walker-Fair Housing Enforcement-Added	5036	WALKER FAIR HOUSING ENFORCEMENT	Completed	CDBG	\$397,191.74	\$397,191.74	\$0.00
		<b>Project Total</b>					<b>\$397,191.74</b>	<b>\$397,191.74</b>	<b>\$0.00</b>
	57	Fair Housing-Walker-Housing Compliance Activities	5037	WALKER HOUSING COMPLIANCE ACTIVITIES	Completed	CDBG	\$122,334.00	\$122,334.00	\$0.00
		<b>Project Total</b>					<b>\$122,334.00</b>	<b>\$122,334.00</b>	<b>\$0.00</b>
	58	Fair Housing-Walker-Rent Option	5038	WALKER RENT OPTION	Completed	CDBG	\$67,500.00	\$67,500.00	\$0.00
		<b>Project Total</b>					<b>\$67,500.00</b>	<b>\$67,500.00</b>	<b>\$0.00</b>
	59	P/P/Oversight-Cons. Plan/Citizen Part.& CDC Support	5039	CITIZEN PARTICIPATION/CDC SUPPORT	Completed	CDBG	\$115,752.00	\$115,752.00	\$0.00
		<b>Project Total</b>					<b>\$115,752.00</b>	<b>\$115,752.00</b>	<b>\$0.00</b>
	60	P/P/Oversight-Grant Compliance	5040	GRANT COMPLIANCE	Completed	CDBG	\$220,406.00	\$220,406.00	\$0.00
		<b>Project Total</b>					<b>\$220,406.00</b>	<b>\$220,406.00</b>	<b>\$0.00</b>
	61	P/P/Oversight-Health Contract Monitoring	5041	HEALTH CONTRACT MONITORING	Completed	CDBG	\$273,994.05	\$273,994.05	\$0.00
		<b>Project Total</b>					<b>\$273,994.05</b>	<b>\$273,994.05</b>	<b>\$0.00</b>
	63	P/P/Oversight-Jefferson/Zang to Marsalis)	5042	MEDIAN IMPROVEMENTS JEFFERSON BLVD	Completed	CDBG	\$43,484.00	\$43,484.00	\$0.00
		<b>Project Total</b>					<b>\$43,484.00</b>	<b>\$43,484.00</b>	<b>\$0.00</b>
	65	Section 108 Debt Service- In Town Housing	5043	SECTION 108 DEBT SERVICE INTOWN HOUSING	Completed	CDBG	\$3,459,695.00	\$3,459,695.00	\$0.00
		<b>Project Total</b>					<b>\$3,459,695.00</b>	<b>\$3,459,695.00</b>	<b>\$0.00</b>
	66	Section 108 Debt Service-Neighborhood Renaissance Program	5044	SECTION 108 DEBT SERVICE NEIGH RENAISSAN	Completed	CDBG	\$4,252,439.00	\$4,252,439.00	\$0.00
		<b>Project Total</b>					<b>\$4,252,439.00</b>	<b>\$4,252,439.00</b>	<b>\$0.00</b>
	67	HOME-CHDO Projects/TBD	5213	MAEDC PROJECT	Canceled	CDBG	\$0.00	\$0.00	\$0.00
			5215	ICDC-SCATTERED SITES	Canceled	CDBG	\$0.00	\$0.00	\$0.00
			5332	TR HOOVER SCATTERED SITES DEVELOPMENT	Canceled	CDBG	\$0.00	\$0.00	\$0.00

U.S. Department of Housing and Urban Development  
 Office of Community Planning and Development  
 Integrated Disbursement and Information System  
 List of Activities By Program Year And Project  
 DALLAS, TX

Funding Agency: DALLAS

Plan Year	IDIS Project	Project	IDIS Activity ID	Activity Name	Activity Status	Program	Funded Amount	Draw Amount	Balance
2001	67	<b>Project Total</b>					<b>\$0.00</b>	<b>\$0.00</b>	<b>\$0.00</b>
	69	HOME-MORTGAGE ASSISTANCE PROGRAM	5301	5136 TATO DRIVE	Canceled	CDBG	\$0.00	\$0.00	\$0.00
		<b>Project Total</b>					<b>\$0.00</b>	<b>\$0.00</b>	<b>\$0.00</b>
		<b>Program Total</b>				<b>CDBG</b>	<b>\$21,145,495.62</b>	<b>\$21,145,495.62</b>	<b>\$0.00</b>
		<b>2001 Total</b>					<b>\$21,145,495.62</b>	<b>\$21,145,495.62</b>	<b>\$0.00</b>
2002	1	PS-Adolescent Health Services Program	5553	ADOLESCENT HEALTH SERVICES, CD02 2315	Completed	CDBG	\$58,403.00	\$58,403.00	\$0.00
		<b>Project Total</b>					<b>\$58,403.00</b>	<b>\$58,403.00</b>	<b>\$0.00</b>
	2	PS-African American Museum Youth Enrichment Program	5554	AFRICAN-AMER MUSEUM YTH PROGRM CDO2 2348	Completed	CDBG	\$50,000.00	\$50,000.00	\$0.00
		<b>Project Total</b>					<b>\$50,000.00</b>	<b>\$50,000.00</b>	<b>\$0.00</b>
	3	PS-Afterschool Programs-Elementary School Sites	5555	AFTERSCHOOL PROG-ELEM SCHOOLS, CD02 2351	Completed	CDBG	\$514,362.59	\$514,362.59	\$0.00
		<b>Project Total</b>					<b>\$514,362.59</b>	<b>\$514,362.59</b>	<b>\$0.00</b>
	4	PS-Afterschool Programs-Community Centers	5556	AFTERSCHOOL PROG-COMM CENTERS, CD02 2351	Completed	CDBG	\$76,384.00	\$76,384.00	\$0.00
		<b>Project Total</b>					<b>\$76,384.00</b>	<b>\$76,384.00</b>	<b>\$0.00</b>
	5	PS-Child Care Services Program	5557	CHILD CARE SERVICES PROGRAM, CD02 2318	Completed	CDBG	\$227,850.00	\$227,850.00	\$0.00
		<b>Project Total</b>					<b>\$227,850.00</b>	<b>\$227,850.00</b>	<b>\$0.00</b>
	6	PS-City Adolescent Health Services	5558	CITY ADOLESCENT HEALTH SVC, CD02 2319	Completed	CDBG	\$165,250.00	\$165,250.00	\$0.00
		<b>Project Total</b>					<b>\$165,250.00</b>	<b>\$165,250.00</b>	<b>\$0.00</b>
	7	PS-City Child Care Services	5560	CITY CHILD CARE SERVICES, CD02 2320	Completed	CDBG	\$355,973.90	\$355,973.90	\$0.00
			6849	DALLAS INDEPENDENT SCHOOL DISTRICT	Canceled	CDBG	\$0.00	\$0.00	\$0.00
		<b>Project Total</b>					<b>\$355,973.90</b>	<b>\$355,973.90</b>	<b>\$0.00</b>
	8	PS-Summer Youth Program	5561	SUMMER YOUTH PROGRAM, CD02 2354	Completed	CDBG	\$52,691.08	\$52,691.08	\$0.00
		<b>Project Total</b>					<b>\$52,691.08</b>	<b>\$52,691.08</b>	<b>\$0.00</b>
	9	PS-Adolescent Substance Abuse-Inpatient	5562	ADOL SUBSTANCE ABUSE-INPATIENT CD02 2315	Completed	CDBG	\$65,000.00	\$65,000.00	\$0.00
		<b>Project Total</b>					<b>\$65,000.00</b>	<b>\$65,000.00</b>	<b>\$0.00</b>
	10	PS-Clinical Dental Care Program	5559	CLINICAL DENTAL CARE PROGAM, CD02 2324	Completed	CDBG	\$200,000.00	\$200,000.00	\$0.00
		<b>Project Total</b>					<b>\$200,000.00</b>	<b>\$200,000.00</b>	<b>\$0.00</b>
	11	PS-Adult Substance Abuse	5563	ADULT SUBSTANCE ABUSE, CD02 2316	Completed	CDBG	\$49,815.00	\$49,815.00	\$0.00
		<b>Project Total</b>					<b>\$49,815.00</b>	<b>\$49,815.00</b>	<b>\$0.00</b>
	12	PS-City Minority Diabetes Program	5564	CITY MINORITY DIABETES PROG, CDO2 2323	Completed	CDBG	\$45,485.00	\$45,485.00	\$0.00
		<b>Project Total</b>					<b>\$45,485.00</b>	<b>\$45,485.00</b>	<b>\$0.00</b>
	13	PS-AIDS Early Intervention and Education	5565	AIDS EARLY INTERV/EDUCATION, CD02 2317	Completed	CDBG	\$74,997.29	\$74,997.29	\$0.00
		<b>Project Total</b>					<b>\$74,997.29</b>	<b>\$74,997.29</b>	<b>\$0.00</b>
	14	PS-City Geriatric and Crisis Intervention	5566	CITY GERIATRIC & CRISIS INTERV CD02 2321	Completed	CDBG	\$184,474.00	\$184,474.00	\$0.00
		<b>Project Total</b>					<b>\$184,474.00</b>	<b>\$184,474.00</b>	<b>\$0.00</b>
	15	PS-City Office of Senior Affairs	5567	CITY OFFICE OF SENIOR AFFAIRS, CDO2 2322	Completed	CDBG	\$131,088.00	\$131,088.00	\$0.00

U.S. Department of Housing and Urban Development  
 Office of Community Planning and Development  
 Integrated Disbursement and Information System  
 List of Activities By Program Year And Project  
 DALLAS, TX

Funding Agency: DALLAS

Plan Year	IDIS Project	Project	IDIS Activity ID	Activity Name	Activity Status	Program	Funded Amount	Draw Amount	Balance
2002	15	<b>Project Total</b>					<b>\$131,088.00</b>	<b>\$131,088.00</b>	<b>\$0.00</b>
	16	PS-Senior Services/Nursing Home Ombudsmen Program	5568	SENIOR SERVICES PROGRAM, CD02 2330	Completed	CDBG	\$84,617.00	\$84,617.00	\$0.00
		<b>Project Total</b>					<b>\$84,617.00</b>	<b>\$84,617.00</b>	<b>\$0.00</b>
	17	PS-Temporary Emergency Housing	5569	TEMPORARY EMERGENCY HOUSING, CD02 2332	Completed	CDBG	\$50,000.00	\$50,000.00	\$0.00
		<b>Project Total</b>					<b>\$50,000.00</b>	<b>\$50,000.00</b>	<b>\$0.00</b>
	18	PS-English Language Tutoring	5570	ENGLISH LANGUAGE TUTORNG PROG, CD02 2347	Completed	CDBG	\$41,404.00	\$41,404.00	\$0.00
		<b>Project Total</b>					<b>\$41,404.00</b>	<b>\$41,404.00</b>	<b>\$0.00</b>
	19	PS-Teen Violence	5571	TEEN VIOLENCE-VICTIM OUTREACH CD02 2331	Completed	CDBG	\$35,000.00	\$35,000.00	\$0.00
		<b>Project Total</b>					<b>\$35,000.00</b>	<b>\$35,000.00</b>	<b>\$0.00</b>
	20	PS-Youth Empowerment Project	5572	YOUTH EMPOWERMENT PROGRAM, CDO2 2333	Completed	CDBG	\$92,554.00	\$92,554.00	\$0.00
		<b>Project Total</b>					<b>\$92,554.00</b>	<b>\$92,554.00</b>	<b>\$0.00</b>
	21	PS-Youth Job Training (Pleasant Woods/Grove)	5573	YOUTH JOB TRNG-PLEASANT WOODS/GROVE CD02	Completed	CDBG	\$29,990.00	\$29,990.00	\$0.00
		<b>Project Total</b>					<b>\$29,990.00</b>	<b>\$29,990.00</b>	<b>\$0.00</b>
	22	PS-Youth Related Social Services	5574	YOUTH RELATED SOCIAL SERVICE, CDO2 2335	Completed	CDBG	\$29,250.00	\$29,250.00	\$0.00
		<b>Project Total</b>					<b>\$29,250.00</b>	<b>\$29,250.00</b>	<b>\$0.00</b>
	23	PS-Dedicated SAFE II Expansion Inspection Support	5575	DED SAFE II SUPPORT-POLICE, CD02 2305	Completed	CDBG	\$205,486.78	\$205,486.78	\$0.00
		<b>Project Total</b>					<b>\$205,486.78</b>	<b>\$205,486.78</b>	<b>\$0.00</b>
	24	PS-Domestic Violence	5576	DOMESTIC VIOLENCE, CD02 2326	Completed	CDBG	\$46,000.00	\$46,000.00	\$0.00
		<b>Project Total</b>					<b>\$46,000.00</b>	<b>\$46,000.00</b>	<b>\$0.00</b>
	25	PS-Homeless Outreach	5577	HOMELESS OUTREACH, CD02 2328	Completed	CDBG	\$97,563.41	\$97,563.41	\$0.00
		<b>Project Total</b>					<b>\$97,563.41</b>	<b>\$97,563.41</b>	<b>\$0.00</b>
	26	PS-Community Re-Entry Support Services for Parolees/Families	5578	COMM RE-ENTRY SUPP SERVICES, CD02 2325	Completed	CDBG	\$40,924.00	\$40,924.00	\$0.00
		<b>Project Total</b>					<b>\$40,924.00</b>	<b>\$40,924.00</b>	<b>\$0.00</b>
	27	PS-Parenting and Early Childhood Development	5579	PARENTING & EARLY CHILDHD DEV, CD02 2329	Completed	CDBG	\$25,000.00	\$25,000.00	\$0.00
		<b>Project Total</b>					<b>\$25,000.00</b>	<b>\$25,000.00</b>	<b>\$0.00</b>
	28	HOUSING-HOUSING DEVELOPMENT SUPPORT	5580	HOUSING DEVELOPMENT SUPPORT, CD02 2344	Completed	CDBG	\$833,815.00	\$833,815.00	\$0.00
		<b>Project Total</b>					<b>\$833,815.00</b>	<b>\$833,815.00</b>	<b>\$0.00</b>
	29	Housing-Mortgage Assistance Program	5581	MORTGAGE ASSISTANCE PROGRAM, CD02 2345	Completed	CDBG	\$329,150.00	\$329,150.00	\$0.00
		<b>Project Total</b>					<b>\$329,150.00</b>	<b>\$329,150.00</b>	<b>\$0.00</b>
	30	HOUSING-SINGLE FAMILY DEVELOPMENT	5582	RESDNTL DEV ACQ LOAN PROG, CD02 2346	Open	CDBG	\$900,000.00	\$900,000.00	\$0.00
			10189	RDALP-ST.PHILLIPS	Canceled	CDBG	\$0.00	\$0.00	\$0.00
		<b>Project Total</b>					<b>\$900,000.00</b>	<b>\$900,000.00</b>	<b>\$0.00</b>
	31	Housing-Housing Assistance Support	5583	HOUSING ASSISTANCE SUPPORT	Completed	CDBG	\$582,834.00	\$582,834.00	\$0.00
		<b>Project Total</b>					<b>\$582,834.00</b>	<b>\$582,834.00</b>	<b>\$0.00</b>

U.S. Department of Housing and Urban Development  
 Office of Community Planning and Development  
 Integrated Disbursement and Information System  
 List of Activities By Program Year And Project  
 DALLAS, TX

Funding Agency: DALLAS

Plan Year	IDIS Project	Project	IDIS Activity ID	Activity Name	Activity Status	Program	Funded Amount	Draw Amount	Balance	
2002	32	Housing-Home Repair Program	5584	HOME REPAIR PROGRAM, CD02 2341	Completed	CDBG	\$2,475,965.00	\$2,475,965.00	\$0.00	
			6219	MINOR HOME REPAIR PROG, 0R02 2431	Canceled	CDBG	\$0.00	\$0.00	\$0.00	
			6736	BASIC HOME REPAIR PROGRAM - CDO2, 2800	Completed	CDBG	\$200,000.00	\$200,000.00	\$0.00	
			<b>Project Total</b>				<b>\$2,675,965.00</b>	<b>\$2,675,965.00</b>	<b>\$0.00</b>	
		33	Housing-Home Repair Program South Dallas/Fair Park	5585	HOME REPAIR PROG-S DALLAS/FP, CDO2 2342	Completed	CDBG	\$100,000.00	\$100,000.00	\$0.00
			<b>Project Total</b>				<b>\$100,000.00</b>	<b>\$100,000.00</b>	<b>\$0.00</b>	
		34	Housing-Volunteers in Plumbing	5586	VOLUNTEERS IN PLUMBING, CD02 2306	Completed	CDBG	\$22,891.56	\$22,891.56	\$0.00
			<b>Project Total</b>				<b>\$22,891.56</b>	<b>\$22,891.56</b>	<b>\$0.00</b>	
		35	Housing-Dedicated SAFE II Exp. Code Insp.-Code Compliance	5587	DED SAFE II CODE INSPE-CODE, CD02 2302	Completed	CDBG	\$104,000.00	\$104,000.00	\$0.00
			<b>Project Total</b>				<b>\$104,000.00</b>	<b>\$104,000.00</b>	<b>\$0.00</b>	
		36	Housing-Dedicated SAFE II Exp. Code Insp.-Fire Department	5588	DED SAFE II CODE INSP- FIRE, CD02 2303	Completed	CDBG	\$113,968.00	\$113,968.00	\$0.00
			<b>Project Total</b>				<b>\$113,968.00</b>	<b>\$113,968.00</b>	<b>\$0.00</b>	
		37	Housing-Dedicated SAFE II Exp. Code Insp.- Police Department	5589	DED SAFE II CODE INSPE-POLICE, CD02 2304	Completed	CDBG	\$194,382.87	\$194,382.87	\$0.00
			<b>Project Total</b>				<b>\$194,382.87</b>	<b>\$194,382.87</b>	<b>\$0.00</b>	
		38	Housing-Community Prosecution Program	5590	COMMUNITY PROSECUTION PROG, CD02 2300	Completed	CDBG	\$100,000.00	\$100,000.00	\$0.00
			<b>Project Total</b>				<b>\$100,000.00</b>	<b>\$100,000.00</b>	<b>\$0.00</b>	
		39	EDD-Revolving Business Loan Program	6161	ABSOLUTELY WINGS, LP	Completed	CDBG	\$100,000.00	\$100,000.00	\$0.00
	6162			A & M AUTO CAR CARE CENTER	Completed	CDBG	\$81,000.00	\$81,000.00	\$0.00	
	6163			PARAGON PROJECT RESOURCES	Completed	CDBG	\$300,000.00	\$300,000.00	\$0.00	
			<b>Project Total</b>				<b>\$481,000.00</b>	<b>\$481,000.00</b>	<b>\$0.00</b>	
		40	EDD-Revolving Loan Program-Staff Support	6160	SDDC ADMIN EXPENSES - PROGRAM INCOME	Completed	CDBG	\$179,175.68	\$179,175.68	\$0.00
			<b>Project Total</b>				<b>\$179,175.68</b>	<b>\$179,175.68</b>	<b>\$0.00</b>	
		41	EDD-Bexar Street Retail Development Project	5591	BEXAR ST RETAIL DEV PROJECT, CD02 2307	Open	CDBG	\$714,000.00	\$714,000.00	\$0.00
9017	BEXAR ST RETAIL DEV PROJECT, 04R3, 3401			Open	CDBG	\$350,000.00	\$350,000.00	\$0.00		
		<b>Project Total</b>				<b>\$1,064,000.00</b>	<b>\$1,064,000.00</b>	<b>\$0.00</b>		
	42	EDD-Enterprise Zone Economic Development Program-Staff	5592	ENTERPRSE ZONE ECO EMP-STAFF, CD02 2308	Completed	CDBG	\$71,000.00	\$71,000.00	\$0.00	
		<b>Project Total</b>				<b>\$71,000.00</b>	<b>\$71,000.00</b>	<b>\$0.00</b>		
	43	EDD-BAC #1 Inncity Community Development Corporation	5593	BAC#1-GRT DALLAS HISPANIC CTR, CD02 2309	Completed	CDBG	\$76,125.34	\$76,125.34	\$0.00	
		<b>Project Total</b>				<b>\$76,125.34</b>	<b>\$76,125.34</b>	<b>\$0.00</b>		
	44	EDD-BAC #2 West Dallas Neighborhood Comm. Dev. Corp.	5594	BAC #2-INNERCITY DEV CORP, CD02 2310	Completed	CDBG	\$80,000.00	\$80,000.00	\$0.00	
		<b>Project Total</b>				<b>\$80,000.00</b>	<b>\$80,000.00</b>	<b>\$0.00</b>		

U.S. Department of Housing and Urban Development  
 Office of Community Planning and Development  
 Integrated Disbursement and Information System  
 List of Activities By Program Year And Project  
 DALLAS, TX

Funding Agency: DALLAS

Plan Year	IDIS Project	Project	IDIS Activity ID	Activity Name	Activity Status	Program	Funded Amount	Draw Amount	Balance
2002	45	EDD-BAC #3 Greater Dallas Hispanic Chamber of Commerce	5595	BAC #3-W DALLAS NGHD DEV CORP, CD02 2311	Canceled	CDBG	\$0.00	\$0.00	\$0.00
		<b>Project Total</b>					<b>\$0.00</b>	<b>\$0.00</b>	<b>\$0.00</b>
	46	EDD-BAC #4 Greater Dallas Hispanic Chamber of Commerce	5596	BAC #4-GTR DALLAS HISP/SUNSET, CD02 2312	Completed	CDBG	\$80,000.00	\$80,000.00	\$0.00
		<b>Project Total</b>					<b>\$80,000.00</b>	<b>\$80,000.00</b>	<b>\$0.00</b>
	47	EDD-BAC #5 MBA Consultants	5597	BAC #5-MBA CONSULTANTS, CD02 2313	Completed	CDBG	\$80,000.00	\$80,000.00	\$0.00
		<b>Project Total</b>					<b>\$80,000.00</b>	<b>\$80,000.00</b>	<b>\$0.00</b>
	48	Public Improvements-City Facilities	5611	COLE PARK(PH I-MASTER PLAN), 0R01 2378	Completed	CDBG	\$40,000.00	\$40,000.00	\$0.00
			5612	HAMILTON PARK-SITE IMP/PH 2,CD02 2352	Completed	CDBG	\$117,926.74	\$117,926.74	\$0.00
			5613	HAMILTON PRK-COTTONWOOD TRL, 0R01 2377	Completed	CDBG	\$104,000.00	\$104,000.00	\$0.00
			5614	SOUTH CENTRAL PARK/SITE IMP, 0R01 2379	Completed	CDBG	\$70,289.00	\$70,289.00	\$0.00
			5615	SOUTH CENTRAL PARK/SITE IMP, CD02 2353	Completed	CDBG	\$28,773.84	\$28,773.84	\$0.00
		<b>Project Total</b>					<b>\$360,989.58</b>	<b>\$360,989.58</b>	<b>\$0.00</b>
	49	Public Improvements-Neighborhood St. Improv. Petition	5616	NGHD STREET IMP PETITION PROG, CD02 2350	Completed	CDBG	\$124,816.47	\$124,816.47	\$0.00
		<b>Project Total</b>					<b>\$124,816.47</b>	<b>\$124,816.47</b>	<b>\$0.00</b>
	50	Public Improvements-Non-Profit	5617	CTR FOR HSG RESOURCES, 0R01 2374	Canceled	CDBG	\$0.00	\$0.00	\$0.00
		<b>Project Total</b>					<b>\$0.00</b>	<b>\$0.00</b>	<b>\$0.00</b>
	51	Public Improvements-Non-Profit	5618	DALLAS CAN ACADEMY/OC CAMPUS, 0R01 2375	Completed	CDBG	\$177,725.00	\$177,725.00	\$0.00
			5619	REFUGEE SERVICES OF N TX, 0R01 2376	Completed	CDBG	\$119,420.00	\$119,420.00	\$0.00
		<b>Project Total</b>					<b>\$297,145.00</b>	<b>\$297,145.00</b>	<b>\$0.00</b>
	52	Fair Housing-Walker-Fair Housing Enforcement	5599	WALKER-FAIR HSG ENF/ADDED, CD02 2339	Completed	CDBG	\$402,187.00	\$402,187.00	\$0.00
		<b>Project Total</b>					<b>\$402,187.00</b>	<b>\$402,187.00</b>	<b>\$0.00</b>
	53	Fair Housing-Walker-Housing Compliance Activities	5600	WALKR-HSG COMPLIANCE, CD02 2349	Completed	CDBG	\$82,585.57	\$82,585.57	\$0.00
		<b>Project Total</b>					<b>\$82,585.57</b>	<b>\$82,585.57</b>	<b>\$0.00</b>
	54	Fair Housing-Walker-Rent Option	5601	WALKER-RENT OPTION, CD02 2340	Completed	CDBG	\$67,336.52	\$67,336.52	\$0.00
		<b>Project Total</b>					<b>\$67,336.52</b>	<b>\$67,336.52</b>	<b>\$0.00</b>
	55	P/P/Oversight-Cons. Plan/Citizen Part. & CDC Support	5602	CONPLAN OS/CITZ PART/CDC SUPP, CDO2 2336	Completed	CDBG	\$138,653.00	\$138,653.00	\$0.00
		<b>Project Total</b>					<b>\$138,653.00</b>	<b>\$138,653.00</b>	<b>\$0.00</b>
	56	P/P/Oversight-Grant Compliance	5603	GRANT COMPLIANCE, CD02 2301	Completed	CDBG	\$224,536.77	\$224,536.77	\$0.00
		<b>Project Total</b>					<b>\$224,536.77</b>	<b>\$224,536.77</b>	<b>\$0.00</b>
	57	P/P/Oversight-Contract Monitoring	5604	HEALTH CONTRACT MONITORING, CD02 2327	Completed	CDBG	\$265,361.00	\$265,361.00	\$0.00
		<b>Project Total</b>					<b>\$265,361.00</b>	<b>\$265,361.00</b>	<b>\$0.00</b>
	58	P/P/Oversight-Historic Preservation	5605	HISTORIC PRES REV/MITIGATION, CD02 2430	Completed	CDBG	\$35,000.00	\$35,000.00	\$0.00
		<b>Project Total</b>					<b>\$35,000.00</b>	<b>\$35,000.00</b>	<b>\$0.00</b>
	59	Section 108 Debt Service-Neighborhood Renaissance	5620	SECION 108 DEBT SERVICE/NRP, CD02 2337	Completed	CDBG	\$3,733,346.00	\$3,733,346.00	\$0.00

U.S. Department of Housing and Urban Development  
 Office of Community Planning and Development  
 Integrated Disbursement and Information System  
 List of Activities By Program Year And Project  
 DALLAS, TX

Funding Agency: DALLAS

Plan Year	IDIS Project	Project	IDIS Activity ID	Activity Name	Activity Status	Program	Funded Amount	Draw Amount	Balance
2002	59	<b>Project Total</b>					<b>\$3,733,346.00</b>	<b>\$3,733,346.00</b>	<b>\$0.00</b>
	60	Section 108 Debt Service-In Town Housing	5621	SECTION 108 DEBT SVC/INTOWN, CD02 2338	Completed	CDBG	\$4,051,548.37	\$4,051,548.37	\$0.00
		<b>Project Total</b>					<b>\$4,051,548.37</b>	<b>\$4,051,548.37</b>	<b>\$0.00</b>
	63	HOME-Mortgage Assistance Program	5608	MORTGAGE ASSISTANCE PROGRAM, CD02 2357	Canceled	CDBG	\$0.00	\$0.00	\$0.00
			5921	10835 ESTACADO DRIVE	Canceled	CDBG	\$0.00	\$0.00	\$0.00
			6610	5623 RIVERSIDE DRIVE	Canceled	CDBG	\$0.00	\$0.00	\$0.00
		<b>Project Total</b>					<b>\$0.00</b>	<b>\$0.00</b>	<b>\$0.00</b>
	79	EDD-PAUL QUINN (CDC) RENOVATION OF RETAIL STRIP	5598	PAUL QUINN CDC, CD02 2373	Canceled	CDBG	\$0.00	\$0.00	\$0.00
		<b>Project Total</b>					<b>\$0.00</b>	<b>\$0.00</b>	<b>\$0.00</b>
	80	HOUSING - LOT ACQUISITION PROGRAM	5624	HOUSING-LOT ACQUIS PILOT PROG, HUPI 6313	Canceled	CDBG	\$0.00	\$0.00	\$0.00
			5643	HOUSING-LOT ACQUIS PILOT PROG, HMPI 6316	Canceled	CDBG	\$0.00	\$0.00	\$0.00
		<b>Project Total</b>					<b>\$0.00</b>	<b>\$0.00</b>	<b>\$0.00</b>
	81	HOUSING - HOUSING ASSISTANCE SUPPORT-R	5625	HOUSING-HOUSING ASSIST SUPP-R,0R02 2428	Completed	CDBG	\$992,877.00	\$992,877.00	\$0.00
		<b>Project Total</b>					<b>\$992,877.00</b>	<b>\$992,877.00</b>	<b>\$0.00</b>
	82	HOUSING - HOUSING MANAGEMENT SUPPORT-R	5626	HOUSING-HOUSING MGMT SUPPORT, 0R02 2429	Completed	CDBG	\$705,312.00	\$705,312.00	\$0.00
		<b>Project Total</b>					<b>\$705,312.00</b>	<b>\$705,312.00</b>	<b>\$0.00</b>
		<b>Program Total</b>				<b>CDBG</b>	<b>\$22,579,564.78</b>	<b>\$22,579,564.78</b>	<b>\$0.00</b>
		<b>2002 Total</b>					<b>\$22,579,564.78</b>	<b>\$22,579,564.78</b>	<b>\$0.00</b>
2003	1	PS-ADOLESCENT HEALTH SERVICES	6037	ADOLESCENT HEALTH SERVICES, CD03 2453	Completed	CDBG	\$59,455.17	\$59,455.17	\$0.00
		<b>Project Total</b>					<b>\$59,455.17</b>	<b>\$59,455.17</b>	<b>\$0.00</b>
	2	PS-AFRICAN AMERICAN MUSEUM YOUTH ENRICHMENT PROGRAM	6038	AFRICAN AM MUSEUM YTH ENRCHMNT,CD03 2489	Completed	CDBG	\$50,000.00	\$50,000.00	\$0.00
		<b>Project Total</b>					<b>\$50,000.00</b>	<b>\$50,000.00</b>	<b>\$0.00</b>
	3	PS-AFTER-SCHOOL PROGRAMS-ELEMENTARY SCHOOL SITES	6039	AFTERSCHOOL PROG-ELEM SCHOOLS, CD03 2492	Completed	CDBG	\$402,218.00	\$402,218.00	\$0.00
			6199	AFTERSCHOOL PROG-ELEM SCHOOLS, 03R1 2527	Completed	CDBG	\$10,349.00	\$10,349.00	\$0.00
		<b>Project Total</b>					<b>\$412,567.00</b>	<b>\$412,567.00</b>	<b>\$0.00</b>
	4	PS-AFTER-SCHOOL PROGRAMS-COMMUNITY CENTERS	6040	AFTERSCHL PROG-COMMUNITY CTRS,CD03 2492	Completed	CDBG	\$113,282.00	\$113,282.00	\$0.00
		<b>Project Total</b>					<b>\$113,282.00</b>	<b>\$113,282.00</b>	<b>\$0.00</b>
	5	PS-CHILD CARE SERVICES PROGRAM	6041	CHILD CARE SERVICES, CD03 2457	Completed	CDBG	\$227,850.00	\$227,850.00	\$0.00
		<b>Project Total</b>					<b>\$227,850.00</b>	<b>\$227,850.00</b>	<b>\$0.00</b>
	6	PS-CITY ADOLESCENT AND YOUTH PROGRAMS	6042	CITY ADOL. AND YOUTH PROGS, CD03 2458	Completed	CDBG	\$269,799.00	\$269,799.00	\$0.00
			6200	CITY ADOL. AND YOUTH PROGS, 03R1 2517	Completed	CDBG	\$5,055.00	\$5,055.00	\$0.00
		<b>Project Total</b>					<b>\$274,854.00</b>	<b>\$274,854.00</b>	<b>\$0.00</b>
	7	PS-CITY CHILD CARE SERVICES	6043	CITY CHILD CARE SERVICES	Completed	CDBG	\$355,979.00	\$355,979.00	\$0.00

U.S. Department of Housing and Urban Development  
 Office of Community Planning and Development  
 Integrated Disbursement and Information System  
 List of Activities By Program Year And Project  
 DALLAS, TX

Funding Agency: DALLAS

Plan Year	IDIS Project	Project	IDIS Activity ID	Activity Name	Activity Status	Program	Funded Amount	Draw Amount	Balance
2003	7	PS-CITY CHILD CARE SERVICES	6848	DALLAS INDEPENDENT SCHOOL DISTRICT	Canceled	CDBG	\$0.00	\$0.00	\$0.00
		<b>Project Total</b>					<b>\$355,979.00</b>	<b>\$355,979.00</b>	<b>\$0.00</b>
	8	PS-SUMMER YOUTH PROGRAM	6044	SUMMER YOUTH PROGRAM	Completed	CDBG	\$53,354.00	\$53,354.00	\$0.00
		<b>Project Total</b>					<b>\$53,354.00</b>	<b>\$53,354.00</b>	<b>\$0.00</b>
	9	PS-ADOLESCENT SUBSTANCE ABUSE-INPATIENT	6045	ADOL SUBSTNCE ABUSE-INPATIENT, CD03 2454	Completed	CDBG	\$65,000.00	\$65,000.00	\$0.00
		<b>Project Total</b>					<b>\$65,000.00</b>	<b>\$65,000.00</b>	<b>\$0.00</b>
	10	PS-CLINICAL DENTAL CARE PROGRAM	6046	CLINICAL DENTAL CARE, CD03 2463	Completed	CDBG	\$200,000.00	\$200,000.00	\$0.00
		<b>Project Total</b>					<b>\$200,000.00</b>	<b>\$200,000.00</b>	<b>\$0.00</b>
	11	PS-ADULT SUBSTANCE ABUSE	6047	ADULT SUBSTANCE ABUSE, CD03 2455	Completed	CDBG	\$50,000.00	\$50,000.00	\$0.00
		<b>Project Total</b>					<b>\$50,000.00</b>	<b>\$50,000.00</b>	<b>\$0.00</b>
	12	PS-CITY MINORITY DIABETES PROGRAM	6048	CITY MINORITY DIABETES PROG, CD03 2462	Completed	CDBG	\$50,000.00	\$50,000.00	\$0.00
			6201	CITY MINORITY DIABETES PROG, 03R1 2526	Completed	CDBG	\$21,947.28	\$21,947.28	\$0.00
		<b>Project Total</b>					<b>\$71,947.28</b>	<b>\$71,947.28</b>	<b>\$0.00</b>
	13	PS-AIDS EARLY INTERVENTION AND EDUCATION	6049	AIDS EARLY INTERV AND EDUC, CD03 2456	Completed	CDBG	\$74,988.61	\$74,988.61	\$0.00
		<b>Project Total</b>					<b>\$74,988.61</b>	<b>\$74,988.61</b>	<b>\$0.00</b>
	14	PS-CITY GERIATRIC AND CRISIS INTERVENTION	6050	CITY GERIATRIC & CRISIS INTERV,CD03 2460	Completed	CDBG	\$184,474.00	\$184,474.00	\$0.00
			6202	CITY GERIATRIC & CRISIS INTERV,03R1 2518	Completed	CDBG	\$43,846.00	\$43,846.00	\$0.00
		<b>Project Total</b>					<b>\$228,320.00</b>	<b>\$228,320.00</b>	<b>\$0.00</b>
	15	PS-CITY OFFICE OF SENIOR AFFAIRS	6051	CITY OFC OF SENIOR AFFAIRS, CD03 2461	Completed	CDBG	\$131,088.00	\$131,088.00	\$0.00
			6203	CITY OFC OF SENIOR AFFAIRS, 03R1 2519	Completed	CDBG	\$9,162.00	\$9,162.00	\$0.00
		<b>Project Total</b>					<b>\$140,250.00</b>	<b>\$140,250.00</b>	<b>\$0.00</b>
	16	PS-SENIOR SERVICES/NURSING HOME OMBUDSMEN PROGRAM	6052	SENIOR SERVICES PROGRAMS, CD03 2469	Completed	CDBG	\$84,617.00	\$84,617.00	\$0.00
		<b>Project Total</b>					<b>\$84,617.00</b>	<b>\$84,617.00</b>	<b>\$0.00</b>
	17	PS-TEMPORARY EMERGENCY HOUSING	6053	TEMPORARY EMERGENCY HOUSING, CD03 2471	Completed	CDBG	\$50,000.00	\$50,000.00	\$0.00
		<b>Project Total</b>					<b>\$50,000.00</b>	<b>\$50,000.00</b>	<b>\$0.00</b>
	18	PS-ENGLISH LANGUAGE TUTORING	6054	ENGLISH LANG TUTORING, CD03 2488	Completed	CDBG	\$38,525.00	\$38,525.00	\$0.00
		<b>Project Total</b>					<b>\$38,525.00</b>	<b>\$38,525.00</b>	<b>\$0.00</b>
	19	PS-TEEN VIOLENCE	6055	TEEN VIOLENCE-VICTIM OUTREACH, CD03 2470	Completed	CDBG	\$35,000.00	\$35,000.00	\$0.00
		<b>Project Total</b>					<b>\$35,000.00</b>	<b>\$35,000.00</b>	<b>\$0.00</b>
	20	PS-YOUTH JOB TRAINING (PLEASANT WOODS/GROVE)	6056	YTH JOB TRNG(PLEASANT W/G), CD03 2472	Completed	CDBG	\$13,368.50	\$13,368.50	\$0.00
		<b>Project Total</b>					<b>\$13,368.50</b>	<b>\$13,368.50</b>	<b>\$0.00</b>
	21	PS-YOUTH RELATED SOCIAL SERVICES	6057	YTH RELATED SOCIAL SVC, CD03 2473	Completed	CDBG	\$29,250.00	\$29,250.00	\$0.00
		<b>Project Total</b>					<b>\$29,250.00</b>	<b>\$29,250.00</b>	<b>\$0.00</b>



U.S. Department of Housing and Urban Development  
 Office of Community Planning and Development  
 Integrated Disbursement and Information System  
 List of Activities By Program Year And Project  
 DALLAS, TX

Funding Agency: DALLAS

Plan Year	IDIS Project	Project	IDIS Activity ID	Activity Name	Activity Status	Program	Funded Amount	Draw Amount	Balance
2003	22	PS-DEDICATED SAFE II EXP. INSP. SUPPORT-POLICE	6058	DED SAFE II INSP SUPPORT-POL, CD03 2441	Completed	CDBG	\$172,586.36	\$172,586.36	\$0.00
		<b>Project Total</b>					<b>\$172,586.36</b>	<b>\$172,586.36</b>	<b>\$0.00</b>
	23	PS-DOMESTIC VIOLENCE	6059	DOMESTIC VIOLENCE, CD03 2465	Completed	CDBG	\$43,402.06	\$43,402.06	\$0.00
		<b>Project Total</b>					<b>\$43,402.06</b>	<b>\$43,402.06</b>	<b>\$0.00</b>
	24	PS-HOMELESS OUTREACH	6060	HOMELESS OUTREACH, CD03 2467	Completed	CDBG	\$105,922.00	\$105,922.00	\$0.00
		<b>Project Total</b>					<b>\$105,922.00</b>	<b>\$105,922.00</b>	<b>\$0.00</b>
	25	PS-COMMUNITY RE-ENTRY SUPPORT SERVICES FOR PAROLEES/FAMILIES	6061	COMMUNITY RE-ENTRY SUPP SVCS, CD03 2464	Completed	CDBG	\$40,924.00	\$40,924.00	\$0.00
		<b>Project Total</b>					<b>\$40,924.00</b>	<b>\$40,924.00</b>	<b>\$0.00</b>
	26	PS-PARENTING AND EARLY CHILDHOOD DEVELOPMENT	6062	PARENTING/EARLY CHILDHOOD DEV, CD03 2468	Completed	CDBG	\$25,000.00	\$25,000.00	\$0.00
		<b>Project Total</b>					<b>\$25,000.00</b>	<b>\$25,000.00</b>	<b>\$0.00</b>
	27	HOUSING-RELOCATION ASSISTANCE	6063	RELOCATION ASSISTANCE, CD03 2436	Completed	CDBG	\$150,000.00	\$150,000.00	\$0.00
			6204	RELOCATION ASSISTANCE, 03R1 2515	Completed	CDBG	\$312,790.96	\$312,790.96	\$0.00
		<b>Project Total</b>					<b>\$462,790.96</b>	<b>\$462,790.96</b>	<b>\$0.00</b>
	28	HOUSING-HOUSING DEVELOPMENT SUPPORT	6064	HOUSING DEVELOPMENT SUPPORT, CD03 2482	Completed	CDBG	\$833,815.00	\$833,815.00	\$0.00
			6211	HOUSING DEVELOPMENT SUPPORT, 03R3 2576	Completed	CDBG	\$54,250.00	\$54,250.00	\$0.00
		<b>Project Total</b>					<b>\$888,065.00</b>	<b>\$888,065.00</b>	<b>\$0.00</b>
	29	HOUSING-MORTGAGE ASSISTANCE PROGRAM	6065	MORTGAGE ASSISTANCE, CD03 2487	Completed	CDBG	\$300,000.00	\$300,000.00	\$0.00
		<b>Project Total</b>					<b>\$300,000.00</b>	<b>\$300,000.00</b>	<b>\$0.00</b>
	30	HOUSING-HOUSING ASSISTANCE SUPPORT STAFF	6066	HOUSING ASST SUPPORT STAFF, CD03 2481	Completed	CDBG	\$1,573,665.00	\$1,573,665.00	\$0.00
			6210	HOUSING ASST SUPPORT STAFF, 03R3 2575	Completed	CDBG	\$139,386.81	\$139,386.81	\$0.00
		<b>Project Total</b>					<b>\$1,713,051.81</b>	<b>\$1,713,051.81</b>	<b>\$0.00</b>
	31	HOUSING-NEIGHBORHOOD INVESTMENT PROGRAM/BASIC HOME REPAIR	6067	NIP-BASIC HOME REPAIR PROG, CD03 2479	Completed	CDBG	\$2,475,965.00	\$2,475,965.00	\$0.00
		<b>Project Total</b>					<b>\$2,475,965.00</b>	<b>\$2,475,965.00</b>	<b>\$0.00</b>
	32	HOUSING-MINOR HOME REPAIR PROGRAM	6068	MINOR HOME REPAIR PROG, CD03 2480	Canceled	CDBG	\$0.00	\$0.00	\$0.00
		<b>Project Total</b>					<b>\$0.00</b>	<b>\$0.00</b>	<b>\$0.00</b>
	33	HOUSING-HOME REPAIR PROGRAM-SOUTH DALLAS/FAIR PARK	6069	HOME REPAIR-S DALLAS/FAIR PARK,CD03 2484	Completed	CDBG	\$99,999.51	\$99,999.51	\$0.00
		<b>Project Total</b>					<b>\$99,999.51</b>	<b>\$99,999.51</b>	<b>\$0.00</b>
	34	HOUSING-VOLUNTEERS IN PLUMBING	6070	VOLUNTEERS IN PLUMBING, CD03 2442	Completed	CDBG	\$19,922.50	\$19,922.50	\$0.00
		<b>Project Total</b>					<b>\$19,922.50</b>	<b>\$19,922.50</b>	<b>\$0.00</b>
	35	HOUSING-REPLACEMENT HOUSING PROGRAM	6071	NIP-REPLACEMENT HSG PROG, CD03 2485	Completed	CDBG	\$222,965.00	\$222,965.00	\$0.00
			7131	JAMES HARRIS	Canceled	CDBG	\$0.00	\$0.00	\$0.00
			7133	LOVIE RAINBOLT	Canceled	CDBG	\$0.00	\$0.00	\$0.00

U.S. Department of Housing and Urban Development  
 Office of Community Planning and Development  
 Integrated Disbursement and Information System  
 List of Activities By Program Year And Project  
 DALLAS, TX

Funding Agency: DALLAS

Plan Year	IDIS Project	Project	IDIS Activity ID	Activity Name	Activity Status	Program	Funded Amount	Draw Amount	Balance	
2003	35	HOUSING-REPLACEMENT HOUSING PROGRAM	7136	SIMON & MARIA CAVAZOS	Canceled	CDBG	\$0.00	\$0.00	\$0.00	
			7138	RUBY HOLLOWAY	Canceled	CDBG	\$0.00	\$0.00	\$0.00	
			7167	ANNIE JONES	Canceled	CDBG	\$0.00	\$0.00	\$0.00	
			7263	JOHN LUMPKIN	Canceled	CDBG	\$0.00	\$0.00	\$0.00	
			7264	1422 HARLANDALE	Canceled	CDBG	\$0.00	\$0.00	\$0.00	
			7313	2559 GHENT STREET	Canceled	CDBG	\$0.00	\$0.00	\$0.00	
			7397	HOME REPAIR	Canceled	CDBG	\$0.00	\$0.00	\$0.00	
			<b>Project Total</b>				<b>\$222,965.00</b>	<b>\$222,965.00</b>	<b>\$0.00</b>	
		36	HOUSING-DEDICATED SAFE II EXP. CODE INSP.-CODE COMPLIANCE	6075	DED SAFE II EXP CODE INSP-CODE,CD03 2435	Completed	CDBG	\$104,000.00	\$104,000.00	\$0.00
			<b>Project Total</b>				<b>\$104,000.00</b>	<b>\$104,000.00</b>	<b>\$0.00</b>	
		37	HOUSING-DEDICATED SAFE II EXP. CODE INSP.-FIRE DEPARTMENT	6076	DED SAFE II EXP CODE INSP-FIRE,CD03 2439	Completed	CDBG	\$113,968.00	\$113,968.00	\$0.00
				6205	DED SAFE II EXP CODE INSP-FIRE,03R1 2516	Completed	CDBG	\$8,644.06	\$8,644.06	\$0.00
			<b>Project Total</b>				<b>\$122,612.06</b>	<b>\$122,612.06</b>	<b>\$0.00</b>	
		38	HOUSING-DEDICATED SAFE II EXP. CODE INSP.-POLICE DEPARTMENT	6077	DED SAFE II EXP CODE INSP-POL, CD03 2440	Completed	CDBG	\$84,899.00	\$84,899.00	\$0.00
			<b>Project Total</b>				<b>\$84,899.00</b>	<b>\$84,899.00</b>	<b>\$0.00</b>	
		39	HOUSING-COMMUNITY PROSECUTION PROGRAM	6078	COMMUNITY PROSECUTION PROG, CD03 2432	Completed	CDBG	\$94,208.00	\$94,208.00	\$0.00
			<b>Project Total</b>				<b>\$94,208.00</b>	<b>\$94,208.00</b>	<b>\$0.00</b>	
		40	HOUSING-NEIGHBORHOOD INVESTMENT PROGRAM-COMMUNITY PROSECUTOR	6079	NIP-COMMUNITY PROSECUTOR, CD03 2433	Completed	CDBG	\$210,976.00	\$210,976.00	\$0.00
			<b>Project Total</b>				<b>\$210,976.00</b>	<b>\$210,976.00</b>	<b>\$0.00</b>	
		41	HOUSING-NEIGHBORHOOD INVESTMENT PROGRAM-CODE COMPLIANCE	6080	NIP-CODE COMPLIANCE, CD03 2438	Completed	CDBG	\$154,925.25	\$154,925.25	\$0.00
			<b>Project Total</b>				<b>\$154,925.25</b>	<b>\$154,925.25</b>	<b>\$0.00</b>	
		42	EDD-REVOLVING BUSINESS LOAN PROGRAM	7048	BKM TOTAL OFFICE OF TX, L.P.	Completed	CDBG	\$300,000.00	\$300,000.00	\$0.00
				7049	WILLIAMS SUPERMARKET	Completed	CDBG	\$225,000.00	\$225,000.00	\$0.00
				7050	PEACOCK ALLEY, INC	Completed	CDBG	\$300,000.00	\$300,000.00	\$0.00
				7051	E. O. SYSTEMS, INC.	Completed	CDBG	\$150,000.00	\$150,000.00	\$0.00
				7052	MR. NAMS FOODS, INC.	Completed	CDBG	\$50,000.00	\$50,000.00	\$0.00
				7053	RUBY JACKSON D/B/A JACKSON'S AUTO SVC	Completed	CDBG	\$110,000.00	\$110,000.00	\$0.00
		<b>Project Total</b>				<b>\$1,135,000.00</b>	<b>\$1,135,000.00</b>	<b>\$0.00</b>		
	43	EDD-REVOLVING BUSINESS LOAN PROGRAM-STAFF SUPPORT	7054	SDDC ADMIN EXPENSES - PROGRAM INCOME	Completed	CDBG	\$199,416.36	\$199,416.36	\$0.00	
		<b>Project Total</b>				<b>\$199,416.36</b>	<b>\$199,416.36</b>	<b>\$0.00</b>		
	44	EDD-ENTERPRISE ZONE ECONOMIC DEVELOPMENT PROGRAM-STAFF	6089	ENTRPR ZONE ED PROG-STAFF, CD03 2444	Completed	CDBG	\$69,846.46	\$69,846.46	\$0.00	

U.S. Department of Housing and Urban Development  
 Office of Community Planning and Development  
 Integrated Disbursement and Information System  
 List of Activities By Program Year And Project  
 DALLAS, TX

Funding Agency: DALLAS

Plan Year	IDIS Project	Project	IDIS Activity ID	Activity Name	Activity Status	Program	Funded Amount	Draw Amount	Balance
2003	44	<b>Project Total</b>					<b>\$69,846.46</b>	<b>\$69,846.46</b>	<b>\$0.00</b>
	45	EDD-BAC#2 INNERCITY COMMUNITY DEVELOPMENT CORPORATION	6092	BAC #2-INNERCTY COMM DEV CORP, CD03 2446	Completed	CDBG	\$80,000.00	\$80,000.00	\$0.00
		<b>Project Total</b>					<b>\$80,000.00</b>	<b>\$80,000.00</b>	<b>\$0.00</b>
	46	EDD-BAC#3 GTR HISP CHM/WD (FMR W DLS COMM DEV CORP)	6094	BAC#3-GRTR HISP CHMB/WD, CD03 2447	Completed	CDBG	\$52,981.52	\$52,981.52	\$0.00
		<b>Project Total</b>					<b>\$52,981.52</b>	<b>\$52,981.52</b>	<b>\$0.00</b>
	47	EDD-BAC#1 GRTR DALLAS HISPANIC CHAMBER (MAPLE)	6096	BAC#1-GTR D HISPANIC CHMB-MPL, CD03 2445	Completed	CDBG	\$80,000.00	\$80,000.00	\$0.00
		<b>Project Total</b>					<b>\$80,000.00</b>	<b>\$80,000.00</b>	<b>\$0.00</b>
	48	EDD-BAC#4 GRTR DALLAS HISPANIC CHAMBER (SUNSET)	6097	BAC#4-GTR D HISPANIC CHM/SSET, CD03 2448	Completed	CDBG	\$73,844.40	\$73,844.40	\$0.00
		<b>Project Total</b>					<b>\$73,844.40</b>	<b>\$73,844.40</b>	<b>\$0.00</b>
	49	EDD-BAC#5 MBA CONSULTANTS	6099	BAC#5-MBA CONSULTANTS, CD03 2449	Completed	CDBG	\$80,000.00	\$80,000.00	\$0.00
			6861	BAC#4-GTR D HISPANIC CHM/SSET, CD03 2448	Canceled	CDBG	\$0.00	\$0.00	\$0.00
		<b>Project Total</b>					<b>\$80,000.00</b>	<b>\$80,000.00</b>	<b>\$0.00</b>
	50	EDD-BAC#6 MULTI-ETHNIC RDUCTION & ECON. DEV. (MEED)	6100	BAC#6-MEED CORP, CD03 2450	Canceled	CDBG	\$0.00	\$0.00	\$0.00
		<b>Project Total</b>					<b>\$0.00</b>	<b>\$0.00</b>	<b>\$0.00</b>
	51	EDD-DALLAS SER (PROYECTO TAP)	6101	DALLAS SER/PROYECTO TAP, CD03 2451	Completed	CDBG	\$119,999.98	\$119,999.98	\$0.00
		<b>Project Total</b>					<b>\$119,999.98</b>	<b>\$119,999.98</b>	<b>\$0.00</b>
	52	PI-NEIGHBORHOOD STREET IMPROVEMENT PETITION GRANT	6102	NGHD STREET IMP PETITION PROG, CD03 2491	Completed	CDBG	\$124,862.94	\$124,862.94	\$0.00
		<b>Project Total</b>					<b>\$124,862.94</b>	<b>\$124,862.94</b>	<b>\$0.00</b>
	53	PI-NEIGHBORHOOD INVESTMENT PROGRAM-PI PROJECTS	6103	NIP - PUBLIC IMPROVEMENT PROJ, CD03 2486	Completed	CDBG	\$1,207,196.00	\$1,207,196.00	\$0.00
			6209	NIP - PUBLIC IMPROVEMENT PROJ, 03R3 2574	Completed	CDBG	\$1,637,455.00	\$1,637,455.00	\$0.00
			6220	NIP - PUBLIC IMPROVEMENT PROJ, 2R01 2565	Completed	CDBG	\$489,204.00	\$489,204.00	\$0.00
		<b>Project Total</b>					<b>\$3,333,855.00</b>	<b>\$3,333,855.00</b>	<b>\$0.00</b>
	54	FAIR HOUSING-WALKER-FAIR HOUSING ENFORCEMENT	6104	WALKER-FAIR HOUSING ENFORCMNT, CD03 2477	Completed	CDBG	\$485,907.66	\$485,907.66	\$0.00
		<b>Project Total</b>					<b>\$485,907.66</b>	<b>\$485,907.66</b>	<b>\$0.00</b>
	55	FAIR HOUSING-WALKER-HOUSING COMPLIANCE ACTIVITIES	6105	WALKER-HSG COMPLIANCE, CD03 2490	Canceled	CDBG	\$0.00	\$0.00	\$0.00
		<b>Project Total</b>					<b>\$0.00</b>	<b>\$0.00</b>	<b>\$0.00</b>
	56	FAIR HOUSING-WALKER RENT OPTION	6106	FAIR HSG/WALKER-RENT OPTION, CD03 2478	Canceled	CDBG	\$0.00	\$0.00	\$0.00
		<b>Project Total</b>					<b>\$0.00</b>	<b>\$0.00</b>	<b>\$0.00</b>
	57	P/P/OVERSIGHT-CONS. PLAN/CITIZEN PART. & CDC SUPPORT	6107	CONPLAN OVERSIGHT/CITIZN PART, CD03 2474	Completed	CDBG	\$491,627.63	\$491,627.63	\$0.00

U.S. Department of Housing and Urban Development  
 Office of Community Planning and Development  
 Integrated Disbursement and Information System  
 List of Activities By Program Year And Project  
 DALLAS, TX

Funding Agency: DALLAS

Plan Year	IDIS Project	Project	IDIS Activity ID	Activity Name	Activity Status	Program	Funded Amount	Draw Amount	Balance
2003	57	<b>Project Total</b>					<b>\$491,627.63</b>	<b>\$491,627.63</b>	<b>\$0.00</b>
	58	P/P/OVERSIGHT-GRANT COMPLIANCE	6108	GRANT COMPLIANCE, CD03 2434	Completed	CDBG	\$224,541.00	\$224,541.00	\$0.00
			6206	GRANT COMPLIANCE, 03R1 2514	Completed	CDBG	\$544,789.00	\$544,789.00	\$0.00
		<b>Project Total</b>					<b>\$769,330.00</b>	<b>\$769,330.00</b>	<b>\$0.00</b>
	59	P/P/OVERSIGHT-HEALTH CONTRACT MONITORING	6109	HEALTH CONTRACT MONITORING, CD03 2466	Completed	CDBG	\$348,830.32	\$348,830.32	\$0.00
		<b>Project Total</b>					<b>\$348,830.32</b>	<b>\$348,830.32</b>	<b>\$0.00</b>
	60	P/P/OVERSIGHT-HOUSING MANAGEMENT SUPPORT	6110	HOUSING MANAGMENT SUPPORT, CD03 2483	Completed	CDBG	\$705,312.00	\$705,312.00	\$0.00
		<b>Project Total</b>					<b>\$705,312.00</b>	<b>\$705,312.00</b>	<b>\$0.00</b>
	61	P/P/OVERSIGHT-CODE COMPLIANCE RELOCATION ASST. STAFF SUPPORT	6111	CODE RELOCATION-STAFF SUPPORT, CD03 2437	Completed	CDBG	\$4,469.00	\$4,469.00	\$0.00
			6207	CODE RELOCATION-STAFF SUPPORT, 03R1 2521	Completed	CDBG	\$65,538.00	\$65,538.00	\$0.00
		<b>Project Total</b>					<b>\$70,007.00</b>	<b>\$70,007.00</b>	<b>\$0.00</b>
	62	P/P/OVERSIGHT-HISTORIC PRESERVATION	6112	HISTORIC PRESERVATION, CD03 2452	Completed	CDBG	\$14,999.92	\$14,999.92	\$0.00
		<b>Project Total</b>					<b>\$14,999.92</b>	<b>\$14,999.92</b>	<b>\$0.00</b>
	63	SECTION 108 DEBT SERVICE-NEIGHBORHOOD RENAISSANCE	6113	SEC108 NRP DEBT SVC, CD03 2475	Completed	CDBG	\$3,565,000.99	\$3,565,000.99	\$0.00
			6208	SEC108 NRP DEBT SVC, 0RP2 2513	Completed	CDBG	\$454,383.00	\$454,383.00	\$0.00
		<b>Project Total</b>					<b>\$4,019,383.99</b>	<b>\$4,019,383.99</b>	<b>\$0.00</b>
	64	SECTION 108 DEBT SERVICE-INTOWN HOUSING	6114	SEC108 INTOWN DEBT SVC, CD03 2476	Completed	CDBG	\$3,080,955.93	\$3,080,955.93	\$0.00
		<b>Project Total</b>					<b>\$3,080,955.93</b>	<b>\$3,080,955.93</b>	<b>\$0.00</b>
	65	HOME-CHDO PROJECTS	6442	HOOVER SITE DEVELOPMENT	Canceled	CDBG	\$0.00	\$0.00	\$0.00
		<b>Project Total</b>					<b>\$0.00</b>	<b>\$0.00</b>	<b>\$0.00</b>
	73	ESG-CONTRACTS-PREVENTION	6513	OPERATION RELIEF CENTER, INC.	Canceled	CDBG	\$0.00	\$0.00	\$0.00
		<b>Project Total</b>					<b>\$0.00</b>	<b>\$0.00</b>	<b>\$0.00</b>
	84	PS-COMMUNITY COURT PILOT PROJECT	6188	COMMUNITY COURT PILOT PROGRAM, 03R2 2570	Completed	CDBG	\$254,744.00	\$254,744.00	\$0.00
		<b>Project Total</b>					<b>\$254,744.00</b>	<b>\$254,744.00</b>	<b>\$0.00</b>
	85	EDD-BUSINESS DEVELOPMENT PROGRAM	6189	BUSINESS DEVELOPMENT PROGRAM, 03R2 2571	Open	CDBG	\$350,000.00	\$49,318.64	\$300,681.36
		<b>Project Total</b>					<b>\$350,000.00</b>	<b>\$49,318.64</b>	<b>\$300,681.36</b>
	86	PI-STREET 2010 PROGRAM	6190	STREETS 2010 PROGRAM, 03R1 2443	Completed	CDBG	\$1,100,000.00	\$1,100,000.00	\$0.00
		<b>Project Total</b>					<b>\$1,100,000.00</b>	<b>\$1,100,000.00</b>	<b>\$0.00</b>
	87	P/P/OVERSIGHT-PARK DEPT PROJECT IMPLEMENTATION	6191	PARK DEPT PROJ IMPLEMENTATION, 03R1 2522	Completed	CDBG	\$352,339.00	\$352,339.00	\$0.00
		<b>Project Total</b>					<b>\$352,339.00</b>	<b>\$352,339.00</b>	<b>\$0.00</b>
	88	P/P/OVERSIGHT-PUBLIC WORKS PROJECT IMPLEMENTATION	6192	PUBLIC WORKS PROJ IMPLEMENTN, 03R1 2523	Canceled	CDBG	\$0.00	\$0.00	\$0.00
		<b>Project Total</b>					<b>\$0.00</b>	<b>\$0.00</b>	<b>\$0.00</b>
	89	P/P/OVERSIGHT-POLICE DEPARTMENT PROJECT IMPLEMENTATION	6193	POLICE DEPT PROJ IMLEMNTN, 03R1 2525	Completed	CDBG	\$138,654.85	\$138,654.85	\$0.00

U.S. Department of Housing and Urban Development  
 Office of Community Planning and Development  
 Integrated Disbursement and Information System  
 List of Activities By Program Year And Project  
 DALLAS, TX

Funding Agency: DALLAS

Plan Year	IDIS Project	Project	IDIS Activity ID	Activity Name	Activity Status	Program	Funded Amount	Draw Amount	Balance
2003	89	<b>Project Total</b>					<b>\$138,654.85</b>	<b>\$138,654.85</b>	<b>\$0.00</b>
	90	P/P/OVERSIGHT-OFC OF CULTURAL AFFAIRS PROJECT IMPLEMENTATION	6194	CULTURAL AFFAIRS PROJ IMPLEMT, 03R1 2524	Completed	CDBG	\$7,058.40	\$7,058.40	\$0.00
		<b>Project Total</b>					<b>\$7,058.40</b>	<b>\$7,058.40</b>	<b>\$0.00</b>
	91	P/P/OVERSIGHT-DEVELOPMENT SERVICES PROJECT IMPLEMENTATION	6195	DEVELOPMENT SVCS PROJ IMPLEM, 03R1 2520	Completed	CDBG	\$78,239.53	\$78,239.53	\$0.00
		<b>Project Total</b>					<b>\$78,239.53</b>	<b>\$78,239.53</b>	<b>\$0.00</b>
	92	P/P/OVERSIGHT-RETAIL MARKET PLAN	6196	RETAIL MARKET PLAN, 03R2 2572	Completed	CDBG	\$50,000.00	\$50,000.00	\$0.00
		<b>Project Total</b>					<b>\$50,000.00</b>	<b>\$50,000.00</b>	<b>\$0.00</b>
		<b>Program Total</b>				<b>CDBG</b>	<b>\$27,638,018.96</b>	<b>\$27,337,337.60</b>	<b>\$300,681.36</b>
		<b>2003 Total</b>					<b>\$27,638,018.96</b>	<b>\$27,337,337.60</b>	<b>\$300,681.36</b>
2004	1	PS-ADOLESCENT HEALTH SERVICES PROGRAM	6970	ADOLESCENT HEALTH SERVICES, CD04 2622	Completed	CDBG	\$45,667.93	\$45,667.93	\$0.00
		<b>Project Total</b>					<b>\$45,667.93</b>	<b>\$45,667.93</b>	<b>\$0.00</b>
	2	PS-AFRICAN-AMERICAN MUSEUM YOUTH ENRICHMENT PROGRAM	6971	AFR-AM MUSEUM YTH ENRICHMENT, CD04 2660	Completed	CDBG	\$50,000.00	\$50,000.00	\$0.00
		<b>Project Total</b>					<b>\$50,000.00</b>	<b>\$50,000.00</b>	<b>\$0.00</b>
	3	PS-AFTER-SCHOOL PROGRAMS-ELEMENTARY SCHOOL SITES	6972	AFTSCHL PROG-ELEM SCHOOL SITES,CD04 2663	Completed	CDBG	\$385,462.47	\$385,462.47	\$0.00
		<b>Project Total</b>					<b>\$385,462.47</b>	<b>\$385,462.47</b>	<b>\$0.00</b>
	4	PS-AFTER-SCHOOL PROGRAMS-COMMUNITY CENTERS	6973	AFTSCHOOL PROG - COMM CENTERS, CD04 2666	Completed	CDBG	\$137,719.00	\$137,719.00	\$0.00
		<b>Project Total</b>					<b>\$137,719.00</b>	<b>\$137,719.00</b>	<b>\$0.00</b>
	5	PS-CHILD CARE SERVICES PROGRAM	6974	CHILD CARE SERVICES PROG, CD04 2626	Completed	CDBG	\$214,626.86	\$214,626.86	\$0.00
		<b>Project Total</b>					<b>\$214,626.86</b>	<b>\$214,626.86</b>	<b>\$0.00</b>
	6	PS-CITY ADOLESCENT AND YOUTH DEVELOPMENT PROGRAM	6975	CITY ADOL & YOUTH SERVICES, CD04 2627	Completed	CDBG	\$271,208.18	\$271,208.18	\$0.00
		<b>Project Total</b>					<b>\$271,208.18</b>	<b>\$271,208.18</b>	<b>\$0.00</b>
	7	PS-CITY CHILD CARE SERVICES PROGRAM	6976	CITY CHILD CARE SVCS PROG, CD04 2628	Completed	CDBG	\$351,541.76	\$351,541.76	\$0.00
		<b>Project Total</b>					<b>\$351,541.76</b>	<b>\$351,541.76</b>	<b>\$0.00</b>
	8	PS-SUMMER YOUTH PROGRAM	6977	SUMMER YOUTH PROGRAM, CD04 2664	Completed	CDBG	\$52,665.80	\$52,665.80	\$0.00
		<b>Project Total</b>					<b>\$52,665.80</b>	<b>\$52,665.80</b>	<b>\$0.00</b>
	9	PS-ADOLESCENT SUBSTANCE ABUSE-INPATIENT	6978	ADOL SUBSTANCE ABUSE-INPATIENT,CD04 2623	Completed	CDBG	\$65,000.00	\$65,000.00	\$0.00
		<b>Project Total</b>					<b>\$65,000.00</b>	<b>\$65,000.00</b>	<b>\$0.00</b>
	10	PS-CLINICAL DENTAL CARE PROGRAM	6979	CLINICAL DENTAL CARE PROG, CD04 2632	Completed	CDBG	\$200,000.00	\$200,000.00	\$0.00
		<b>Project Total</b>					<b>\$200,000.00</b>	<b>\$200,000.00</b>	<b>\$0.00</b>
	11	PS-ADULT SUBSTANCE ABUSE	6980	ADULT SUBSTANCE ABUSE, CD04 2624	Completed	CDBG	\$41,495.00	\$41,495.00	\$0.00
		<b>Project Total</b>					<b>\$41,495.00</b>	<b>\$41,495.00</b>	<b>\$0.00</b>

U.S. Department of Housing and Urban Development  
 Office of Community Planning and Development  
 Integrated Disbursement and Information System  
 List of Activities By Program Year And Project  
 DALLAS, TX

Funding Agency: DALLAS

Plan Year	IDIS Project	Project	IDIS Activity ID	Activity Name	Activity Status	Program	Funded Amount	Draw Amount	Balance
2004	12	PS-CITY MINORITY DIABETES PROGRAM	6981	CITY MINORITY DIABETES PROG, CD04 2631	Completed	CDBG	\$74,938.00	\$74,938.00	\$0.00
		<b>Project Total</b>					<b>\$74,938.00</b>	<b>\$74,938.00</b>	<b>\$0.00</b>
	13	PS-AIDS EARLY INTERVENTION AND EDUCATION	6982	AIDS EARLY INTERV & EDUC, CD04 2625	Completed	CDBG	\$75,000.00	\$75,000.00	\$0.00
		<b>Project Total</b>					<b>\$75,000.00</b>	<b>\$75,000.00</b>	<b>\$0.00</b>
	14	PS-CITY GERIATRIC AND CRISIS INTERVENTION	6983	CITY GERIATRIC/CRISIS INTERV, CD04 2629	Completed	CDBG	\$211,428.00	\$211,428.00	\$0.00
		<b>Project Total</b>					<b>\$211,428.00</b>	<b>\$211,428.00</b>	<b>\$0.00</b>
	15	PS-CITY OFFICE OF SENIOR AFFAIRS	6984	CITY OFC OF SENIOR AFFAIRS, CD04 2630	Completed	CDBG	\$140,250.00	\$140,250.00	\$0.00
		<b>Project Total</b>					<b>\$140,250.00</b>	<b>\$140,250.00</b>	<b>\$0.00</b>
	16	PS-SENIOR SERVICES PROGRAM	6985	SENIOR SVC/NURSNG HM OMBUDSMN, CD04 2639	Completed	CDBG	\$84,617.00	\$84,617.00	\$0.00
		<b>Project Total</b>					<b>\$84,617.00</b>	<b>\$84,617.00</b>	<b>\$0.00</b>
	17	PS-TEMPORARY EMERGENCY HOUSING	6986	TEMPORARY EMERGENCY HOUSING, CD04 2641	Completed	CDBG	\$50,000.00	\$50,000.00	\$0.00
		<b>Project Total</b>					<b>\$50,000.00</b>	<b>\$50,000.00</b>	<b>\$0.00</b>
	18	PS-ENGLISH LANGUAGE TUTORING	6987	ENGL LANGUAGE TUTORING PROG, CD04 2659	Completed	CDBG	\$36,454.00	\$36,454.00	\$0.00
		<b>Project Total</b>					<b>\$36,454.00</b>	<b>\$36,454.00</b>	<b>\$0.00</b>
	19	PS-TEEN VIOLENCE/VICTIMS OUTREACH	6988	TEEN VIOLENCE-VICTIM OUTREACH, CD04 2640	Completed	CDBG	\$35,000.00	\$35,000.00	\$0.00
		<b>Project Total</b>					<b>\$35,000.00</b>	<b>\$35,000.00</b>	<b>\$0.00</b>
	20	PS-YOUTH JOB TRAINING (PLEASANT WOODS/GROVE)	6989	YTH JOB TRNG-PLEASANT WD/GRV, CD04 2642	Canceled	CDBG	\$0.00	\$0.00	\$0.00
		<b>Project Total</b>					<b>\$0.00</b>	<b>\$0.00</b>	<b>\$0.00</b>
	21	PS-YOUTH RELATED SOCIAL SERVICES	6990	YOUTH RELATED SOCIAL SVCS, CD04 2643	Completed	CDBG	\$29,250.00	\$29,250.00	\$0.00
		<b>Project Total</b>					<b>\$29,250.00</b>	<b>\$29,250.00</b>	<b>\$0.00</b>
	22	PS-DEDICATED SAFE II EXP. INSP. SUPPORT-POLICE	6991	DED SAFE II EXP SUPP-POLICE, CD04 2611	Completed	CDBG	\$60,158.00	\$60,158.00	\$0.00
		<b>Project Total</b>					<b>\$60,158.00</b>	<b>\$60,158.00</b>	<b>\$0.00</b>
	23	PS-DOMESTIC VIOLENCE	6992	DOMESTIC VIOLENCE, CD04 2634	Completed	CDBG	\$46,000.00	\$46,000.00	\$0.00
		<b>Project Total</b>					<b>\$46,000.00</b>	<b>\$46,000.00</b>	<b>\$0.00</b>
	24	PS-HOMELESS OUTREACH	6993	HOMELESS OUTREACH, CD04 2636	Completed	CDBG	\$105,922.00	\$105,922.00	\$0.00
		<b>Project Total</b>					<b>\$105,922.00</b>	<b>\$105,922.00</b>	<b>\$0.00</b>
	25	PS-COMMUNITY RE-ENTRY SUPPORT SERVICES FOR PAROLEES/FAMILIES	6994	COMM RE-ENTRY FOR PAROLEES/FAM,CD04 2633	Completed	CDBG	\$24,459.00	\$24,459.00	\$0.00
		<b>Project Total</b>					<b>\$24,459.00</b>	<b>\$24,459.00</b>	<b>\$0.00</b>
	26	PS-PARENTING AND EARLY CHILDHOOD DEVELOPMENT	6995	PARENTING & EARLY CHILDHD DEV, CD04 2638	Completed	CDBG	\$25,000.00	\$25,000.00	\$0.00
		<b>Project Total</b>					<b>\$25,000.00</b>	<b>\$25,000.00</b>	<b>\$0.00</b>
	27	PS-SOUTH DALLAS/FAIR PARK COMMUNITY COURT	6996	SD/FP COMMUNITY COURT, CD04 2602	Completed	CDBG	\$238,102.98	\$238,102.98	\$0.00
		<b>Project Total</b>					<b>\$238,102.98</b>	<b>\$238,102.98</b>	<b>\$0.00</b>

U.S. Department of Housing and Urban Development  
 Office of Community Planning and Development  
 Integrated Disbursement and Information System  
 List of Activities By Program Year And Project  
 DALLAS, TX

Funding Agency: DALLAS

Plan Year	IDIS Project	Project	IDIS Activity ID	Activity Name	Activity Status	Program	Funded Amount	Draw Amount	Balance
2004	28	PS-TENANT EDUCATION RIGHTS	6997	TENANT RIGHTS EDUCATION, CD04 2637	Completed	CDBG	\$15,000.00	\$15,000.00	\$0.00
		<b>Project Total</b>					<b>\$15,000.00</b>	<b>\$15,000.00</b>	<b>\$0.00</b>
	29	HOUSING-RELOCATION ASSISTANCE	6998	RELOCATION ASSISTANCE, CD04 2607	Completed	CDBG	\$362,791.00	\$362,791.00	\$0.00
		<b>Project Total</b>					<b>\$362,791.00</b>	<b>\$362,791.00</b>	<b>\$0.00</b>
	30	HOUSING-HOUSING DEVELOPMENT SUPPORT	6999	HOUSING DEVLPMNT SUPPORT, CD04 2652	Completed	CDBG	\$874,592.00	\$874,592.00	\$0.00
		<b>Project Total</b>					<b>\$874,592.00</b>	<b>\$874,592.00</b>	<b>\$0.00</b>
	31	HOUSING-MORTGAGE ASSISTANCE PROGRAM-MINOR REPAIR	7000	MORTGAGE ASST PROG-MINOR REP, CD04 2654	Completed	CDBG	\$300,000.00	\$300,000.00	\$0.00
		<b>Project Total</b>					<b>\$300,000.00</b>	<b>\$300,000.00</b>	<b>\$0.00</b>
	32	HOUSING-RESIDENTIAL DEVELOPMENT ACQUISITION PROGRAM	7001	RESIDENTIAL DEV ACQ LOAN PROG, CD04 2650	Open	CDBG	\$300,000.00	\$300,000.00	\$0.00
		<b>Project Total</b>					<b>\$300,000.00</b>	<b>\$300,000.00</b>	<b>\$0.00</b>
	33	HOUSING-HOUSING ASSISTANCE SUPPORT STAFF	7002	HOUSING ASSIST SUPPORT STAFF, CD04 2651	Completed	CDBG	\$1,681,145.00	\$1,681,145.00	\$0.00
		<b>Project Total</b>					<b>\$1,681,145.00</b>	<b>\$1,681,145.00</b>	<b>\$0.00</b>
	34	HOUSING-NEIGHBORHHOD INVESTMENT PROGRAM/BASIC HOME REPAIR	7003	NIP/BASIC HOME REPAIR, CD04 2655	Completed	CDBG	\$2,057,054.00	\$2,057,054.00	\$0.00
		<b>Project Total</b>					<b>\$2,057,054.00</b>	<b>\$2,057,054.00</b>	<b>\$0.00</b>
	35	HOUSING-SOUTH DALLAS/FAIR PARK-MINOR HOME REPAIR PROGRAM	7004	SD/FP - MINOR HOME REPAIR, CD04 2649	Completed	CDBG	\$100,000.00	\$100,000.00	\$0.00
		<b>Project Total</b>					<b>\$100,000.00</b>	<b>\$100,000.00</b>	<b>\$0.00</b>
	36	HOUSING-VOLUNTEERS IN PLUMBING	7005	VOLUNTEERS IN PLMG-MINOR PLMG, CD04 2612	Completed	CDBG	\$19,427.80	\$19,427.80	\$0.00
		<b>Project Total</b>					<b>\$19,427.80</b>	<b>\$19,427.80</b>	<b>\$0.00</b>
	37	HOUSING-DEDICATED SAFE II EXP. INSP. CODE/CODE COMPLIANCE	7006	DED SAFE II CODE INSP-CODE, CD04 2604	Completed	CDBG	\$104,000.00	\$104,000.00	\$0.00
		<b>Project Total</b>					<b>\$104,000.00</b>	<b>\$104,000.00</b>	<b>\$0.00</b>
	38	HOUSING-DEDICATED SAFE II EXP. CODE/FIRE DEPARTMENT	7007	DED SAFE II CODE INSP-FIRE, CD04 2609	Completed	CDBG	\$134,170.00	\$134,170.00	\$0.00
		<b>Project Total</b>					<b>\$134,170.00</b>	<b>\$134,170.00</b>	<b>\$0.00</b>
	39	HOUSING-DEDICATED SAFE II EXP. CODE/POLICE DEPARTMENT	7008	DED SAFE II CODE INSP-POLICE, CD04 2610	Completed	CDBG	\$58,104.00	\$58,104.00	\$0.00
		<b>Project Total</b>					<b>\$58,104.00</b>	<b>\$58,104.00</b>	<b>\$0.00</b>
	40	HOUSING-COMMUNITY PROSECUTION PROGRAM-NORTH OAK CLIFF	7009	COMM PROSECUTION-N OAK CLIFF, CD04 2600	Completed	CDBG	\$86,821.00	\$86,821.00	\$0.00
		<b>Project Total</b>					<b>\$86,821.00</b>	<b>\$86,821.00</b>	<b>\$0.00</b>
	41	HOUSING-NEIGHBORHOOD INVESTMENT PROGRAM/COMMUNITY PROSECUTOR	7010	NIP-COMMUNITY PROSECUTOR, CD04 2601	Completed	CDBG	\$215,744.00	\$215,744.00	\$0.00
		<b>Project Total</b>					<b>\$215,744.00</b>	<b>\$215,744.00</b>	<b>\$0.00</b>

U.S. Department of Housing and Urban Development  
 Office of Community Planning and Development  
 Integrated Disbursement and Information System  
 List of Activities By Program Year And Project  
 DALLAS, TX

Funding Agency: DALLAS

Plan Year	IDIS Project	Project	IDIS Activity ID	Activity Name	Activity Status	Program	Funded Amount	Draw Amount	Balance
2004	42	HOUSING-NEIGHBORHOOD INVESTMENT PROGRAM/CODE COMPLIANCE	7011	NIP-CODE COMPLIANCE, CD04 2605	Completed	CDBG	\$79,909.02	\$79,909.02	\$0.00
		<b>Project Total</b>					<b>\$79,909.02</b>	<b>\$79,909.02</b>	<b>\$0.00</b>
	43	EDD-REVOLVING BUSINESS LOAN PROGRAM	7857	IMPERIAL BEVERAGE GROUP, (IMPERL WINE)	Completed	CDBG	\$100,000.00	\$100,000.00	\$0.00
			7858	L HAWKINS & CF&H CORP,(S DLS NURSING HM)	Completed	CDBG	\$135,000.00	\$135,000.00	\$0.00
			7859	DILBECK COURT LIMITED (DILBECK-BELMONT)	Completed	CDBG	\$300,000.00	\$300,000.00	\$0.00
		<b>Project Total</b>					<b>\$535,000.00</b>	<b>\$535,000.00</b>	<b>\$0.00</b>
	44	EDD-REVOLVING BUSINESS LOAN PROGRAM/STAFF SUPPORT	7860	SDDC ADMIN EXPENSES - PROGRAM INCOME	Completed	CDBG	\$104,094.90	\$104,094.90	\$0.00
		<b>Project Total</b>					<b>\$104,094.90</b>	<b>\$104,094.90</b>	<b>\$0.00</b>
	45	EDD-ENTERPRISE ZONE ECONOMIC DEVELOPMENT PROGRAM/STAFF	7012	EZ ECO DEV PROG-STAFF, CD04 2613	Completed	CDBG	\$78,880.00	\$78,880.00	\$0.00
		<b>Project Total</b>					<b>\$78,880.00</b>	<b>\$78,880.00</b>	<b>\$0.00</b>
	46	EDD-BAC#1 GREATER DALLAS HISPANIC CHAMBER OF COMMERCE	7013	BAC#1-GTR DLS HISP CHM/MAPLE, CD04 2615	Completed	CDBG	\$30,000.00	\$30,000.00	\$0.00
		<b>Project Total</b>					<b>\$30,000.00</b>	<b>\$30,000.00</b>	<b>\$0.00</b>
	47	EDD-BAC#4 GREATER DALLAS HISPANIC CHAMBER OF COMMERCE	7014	BAC#4-GTR DLS HISP CHM/SUNSET, CD04 2616	Completed	CDBG	\$63,954.88	\$63,954.88	\$0.00
		<b>Project Total</b>					<b>\$63,954.88</b>	<b>\$63,954.88</b>	<b>\$0.00</b>
	48	EDD-BAC#5 MBA CONSULTANTS	7015	BAC#5-MBA CONSULTANTS, CD04 2617	Completed	CDBG	\$30,000.00	\$30,000.00	\$0.00
		<b>Project Total</b>					<b>\$30,000.00</b>	<b>\$30,000.00</b>	<b>\$0.00</b>
	49	EDD-BAC#6 MULTI-ETHNIC EDUCATION & ECONOMIC DEV. (MEED)	7016	BAC#6-MULTI/ETH EDU&ED(MEED), CD04 2618	Completed	CDBG	\$80,000.00	\$80,000.00	\$0.00
		<b>Project Total</b>					<b>\$80,000.00</b>	<b>\$80,000.00</b>	<b>\$0.00</b>
	50	EDD-DALLAS SER (PROYECTO TAP)	7017	DALLAS SER/PROYECTO-TAP, CD04 2614	Completed	CDBG	\$120,000.00	\$120,000.00	\$0.00
		<b>Project Total</b>					<b>\$120,000.00</b>	<b>\$120,000.00</b>	<b>\$0.00</b>
	51	EDD-BUSINESS DEVELOPMENT PROGRAM	7018	BUSINESS DEVELOPMENT PROG, 0R04 2690	Open	CDBG	\$317,351.00	\$0.00	\$317,351.00
		<b>Project Total</b>					<b>\$317,351.00</b>	<b>\$0.00</b>	<b>\$317,351.00</b>
	52	EDD-DALLAS FASHION INCUBATOR	7019	DALLAS FASHION INCUBATION, CD04 2619	Completed	CDBG	\$79,361.85	\$79,361.85	\$0.00
		<b>Project Total</b>					<b>\$79,361.85</b>	<b>\$79,361.85</b>	<b>\$0.00</b>
	53	EDD-NEIGHBORHOOD INVESTMENT PROGRAM-WEST DALLAS PROJECT-TBD	7037	NIP - WEST DALLAS PROJECTS, 0R04 2692	Canceled	CDBG	\$0.00	\$0.00	\$0.00
		<b>Project Total</b>					<b>\$0.00</b>	<b>\$0.00</b>	<b>\$0.00</b>
	54	PI-STREET 2010 PROGRAM	7020	STREETS 2010 PROGRAM, CD04 2665	Completed	CDBG	\$1,020,000.00	\$1,020,000.00	\$0.00
			7806	STREETS 2010 PROGRAM, 0R04 2691	Completed	CDBG	\$100,000.00	\$100,000.00	\$0.00
		<b>Project Total</b>					<b>\$1,120,000.00</b>	<b>\$1,120,000.00</b>	<b>\$0.00</b>



U.S. Department of Housing and Urban Development  
 Office of Community Planning and Development  
 Integrated Disbursement and Information System  
 List of Activities By Program Year And Project  
 DALLAS, TX

Funding Agency: DALLAS

Plan Year	IDIS Project	Project	IDIS Activity ID	Activity Name	Activity Status	Program	Funded Amount	Draw Amount	Balance
2004	55	PI-NEIGHBORHOOD STREET IMPROVEMENT PETITION GRANT	7021	NGHD ST IMP PETITION GRANTS, CD04 2662	Completed	CDBG	\$95,467.23	\$95,467.23	\$0.00
		<b>Project Total</b>					<b>\$95,467.23</b>	<b>\$95,467.23</b>	<b>\$0.00</b>
	56	PI-NEIGHBORHOOD INVESTMENT PROGRAM-PUBLIC IMPROV. PROJECTS	7022	NIP - PUBLIC IMPROVMNT PROJ, CD04 2657	Open	CDBG	\$2,804,225.00	\$2,801,869.77	\$2,355.23
		<b>Project Total</b>					<b>\$2,804,225.00</b>	<b>\$2,801,869.77</b>	<b>\$2,355.23</b>
	57	PI-NEIGHBORHOOD INVESTMENT PROGRAM (PROJECTS TBD)	7036	NIP-PUBLIC IMPRV PROJECTS, CD04 2658	Completed	CDBG	\$1,318,575.00	\$1,318,575.00	\$0.00
		<b>Project Total</b>					<b>\$1,318,575.00</b>	<b>\$1,318,575.00</b>	<b>\$0.00</b>
	58	FAIR HOUSING-FAIR HOUSING ENFORCEMENT	7023	FAIR HOUSING ENFORCEMENT, CD04 2647	Completed	CDBG	\$491,534.00	\$491,534.00	\$0.00
		<b>Project Total</b>					<b>\$491,534.00</b>	<b>\$491,534.00</b>	<b>\$0.00</b>
	59	P/P/OVERSIGHT-CONSOLIDATED PLAN/CITIZEN PART. & CDC SUPPORT	7024	CONPLAN/CITZN PART/CDC SUPPRT, CD04 2644	Completed	CDBG	\$410,383.00	\$410,383.00	\$0.00
		<b>Project Total</b>					<b>\$410,383.00</b>	<b>\$410,383.00</b>	<b>\$0.00</b>
	60	P/P/OVERSIGHT-GRANT COMPLIANCE	7025	GRANT COMPLIANCE, CD04 2603	Completed	CDBG	\$738,048.61	\$738,048.61	\$0.00
		<b>Project Total</b>					<b>\$738,048.61</b>	<b>\$738,048.61</b>	<b>\$0.00</b>
	61	P/P/OVERSIGHT-HEALTH CONTRACT MONITORING	7026	HEALTH CONTRACT MONITORING, CD04 2635	Completed	CDBG	\$399,374.00	\$399,374.00	\$0.00
		<b>Project Total</b>					<b>\$399,374.00</b>	<b>\$399,374.00</b>	<b>\$0.00</b>
	62	P/P/OVERSIGHT-HOUSING MANAGEMENT SUPPORT	7027	HSG MANAGEMENT SUPPORT, CD04 2653	Completed	CDBG	\$709,117.00	\$709,117.00	\$0.00
		<b>Project Total</b>					<b>\$709,117.00</b>	<b>\$709,117.00</b>	<b>\$0.00</b>
	63	P/P/OVERSIGHT-CODE COMPLIANCE RELOCATION ASSISTANCE STAFF	7028	CODE/RELOCATION ASST STAFF, CD04 2608	Completed	CDBG	\$69,330.00	\$69,330.00	\$0.00
		<b>Project Total</b>					<b>\$69,330.00</b>	<b>\$69,330.00</b>	<b>\$0.00</b>
	64	P/P/OVERSIGHT-OFFICE OF CULTURAL AFFAIRS	7029	OFC OF CULTURAL AFFRS-PROG O/S,CD04 2661	Completed	CDBG	\$7,580.17	\$7,580.17	\$0.00
		<b>Project Total</b>					<b>\$7,580.17</b>	<b>\$7,580.17</b>	<b>\$0.00</b>
	65	P/P/OVERSIGHT-DEVELOPMENT SERVICES	7030	DEVELOPMENT SVCS-PROG O/S, CD04 2620	Completed	CDBG	\$78,889.80	\$78,889.80	\$0.00
		<b>Project Total</b>					<b>\$78,889.80</b>	<b>\$78,889.80</b>	<b>\$0.00</b>
	66	P/P/OVERSIGHT-HISTORIC PRESERVATION	7031	HISTORIC PRES REV/MITIGATION, CD04 2621	Completed	CDBG	\$48,000.00	\$48,000.00	\$0.00
		<b>Project Total</b>					<b>\$48,000.00</b>	<b>\$48,000.00</b>	<b>\$0.00</b>
	67	P/P/OVERSIGHT-CDBG SUPPORT INDIRECT COSTS	7032	CDBG SUPP INDIRECT COSTS, CD04 2648	Completed	CDBG	\$252,044.00	\$252,044.00	\$0.00
		<b>Project Total</b>					<b>\$252,044.00</b>	<b>\$252,044.00</b>	<b>\$0.00</b>
	68	SECTION 108 DEBT SERVICE	7033	SEC 108 DEBT SVC - NRP, CD04 2645	Completed	CDBG	\$1,774,779.41	\$1,774,779.41	\$0.00
			7034	SEC 108 DEBT SVC - NRP, 0R04 2689	Completed	CDBG	\$281,667.00	\$281,667.00	\$0.00
		<b>Project Total</b>					<b>\$2,056,446.41</b>	<b>\$2,056,446.41</b>	<b>\$0.00</b>
	69	SECTION 108 DEBT SERVICE	7035	SEC 108 DEBT SVC - INTOWN, CD04 2646	Completed	CDBG	\$3,657,839.21	\$3,657,839.21	\$0.00

U.S. Department of Housing and Urban Development  
 Office of Community Planning and Development  
 Integrated Disbursement and Information System  
 List of Activities By Program Year And Project  
 DALLAS, TX

Funding Agency: DALLAS

Plan Year	IDIS Project	Project	IDIS Activity ID	Activity Name	Activity Status	Program	Funded Amount	Draw Amount	Balance
2004	69	<b>Project Total</b>					<b>\$3,657,839.21</b>	<b>\$3,657,839.21</b>	<b>\$0.00</b>
	76	HOME-BASIC HOME REPAIR	7597	1547 WAVEENOC AVENUE	Canceled	CDBG	\$0.00	\$0.00	\$0.00
			7688	4147 EASTER AVENUE	Canceled	CDBG	\$0.00	\$0.00	\$0.00
			7736	1111 WACO AVENUE	Canceled	CDBG	\$0.00	\$0.00	\$0.00
			7816	1410 GALLOWAY AVENUE	Canceled	CDBG	\$0.00	\$0.00	\$0.00
			7817	2242 HARDING STREET	Canceled	CDBG	\$0.00	\$0.00	\$0.00
			8628	1111 WACO	Canceled	CDBG	\$0.00	\$0.00	\$0.00
			8629	2207 STOVALL	Canceled	CDBG	\$0.00	\$0.00	\$0.00
			8884	1922 DENNISON	Canceled	CDBG	\$0.00	\$0.00	\$0.00
			8944	4346 METROPOLITAN	Canceled	CDBG	\$0.00	\$0.00	\$0.00
		<b>Project Total</b>					<b>\$0.00</b>	<b>\$0.00</b>	<b>\$0.00</b>
	77	HOME-S.H.A.R.E.	7537	918 BAYONNE STREET	Canceled	CDBG	\$0.00	\$0.00	\$0.00
			7739	741 BANK STREET	Canceled	CDBG	\$0.00	\$0.00	\$0.00
			7847	4207 CARPENTER	Canceled	CDBG	\$0.00	\$0.00	\$0.00
		<b>Project Total</b>					<b>\$0.00</b>	<b>\$0.00</b>	<b>\$0.00</b>
	78	HOME-TENANT BASED RENTAL ASSISTANCE	7218	CITY PROGRAM ADMIN HMA4 2656	Canceled	CDBG	\$0.00	\$0.00	\$0.00
		<b>Project Total</b>					<b>\$0.00</b>	<b>\$0.00</b>	<b>\$0.00</b>
	80	ESG-ESSENTIAL SERVICES	7553	FAMILY PLACE	Canceled	CDBG	\$0.00	\$0.00	\$0.00
			7556	FAMILY GATEWAY	Canceled	CDBG	\$0.00	\$0.00	\$0.00
			7557	PROMISE HOUSE	Canceled	CDBG	\$0.00	\$0.00	\$0.00
			7558	CASA SHELTER/COMMUNITY SERVICES YMCA	Canceled	CDBG	\$0.00	\$0.00	\$0.00
			7559	FAMILY PLACE	Canceled	CDBG	\$0.00	\$0.00	\$0.00
		<b>Project Total</b>					<b>\$0.00</b>	<b>\$0.00</b>	<b>\$0.00</b>
		<b>Program Total</b>				<b>CDBG</b>	<b>\$25,136,219.86</b>	<b>\$24,816,513.63</b>	<b>\$319,706.23</b>
		<b>2004 Total</b>					<b>\$25,136,219.86</b>	<b>\$24,816,513.63</b>	<b>\$319,706.23</b>
2005	1	PS-ADOLESCENT HEALTH SERVICES PROGRAM	7695	ADOLESCENT HEALTH SERVICE, CD05 4337	Completed	CDBG	\$59,973.00	\$59,973.00	\$0.00
		<b>Project Total</b>					<b>\$59,973.00</b>	<b>\$59,973.00</b>	<b>\$0.00</b>
	2	PS-AFRICAN-AMERICAN MUSEUM YOUTH ENRICHMENT PROGRAM	7700	AFR-AM MUSEUM YTH ENRICHMENT, CD05 4373	Completed	CDBG	\$50,000.00	\$50,000.00	\$0.00
		<b>Project Total</b>					<b>\$50,000.00</b>	<b>\$50,000.00</b>	<b>\$0.00</b>
	3	PS-AFTER-SCHOOL/SUMMER PROGRAM-ELEMENTARY SCHOOL SITES	7701	AFTSCHL PROG-ELEM SCHOOL SITES,CD05 4379	Completed	CDBG	\$418,289.19	\$418,289.19	\$0.00
		<b>Project Total</b>					<b>\$418,289.19</b>	<b>\$418,289.19</b>	<b>\$0.00</b>
	4	PS-AFTER-SCHOOL/SUMMER PROGRAM-COMMUNITY CENTER SITES	7702	AFTSCHOOL PROG - COMM CENTERS, CD05 4380	Completed	CDBG	\$87,364.83	\$87,364.83	\$0.00
		<b>Project Total</b>					<b>\$87,364.83</b>	<b>\$87,364.83</b>	<b>\$0.00</b>
	5	PS-CHILD CARE SERVICES PROGRAM	7703	CHILD CARE SERVICES PROG, CD05 4341	Completed	CDBG	\$227,780.00	\$227,780.00	\$0.00

U.S. Department of Housing and Urban Development  
 Office of Community Planning and Development  
 Integrated Disbursement and Information System  
 List of Activities By Program Year And Project  
 DALLAS, TX

Funding Agency: DALLAS

Plan Year	IDIS Project	Project	IDIS Activity ID	Activity Name	Activity Status	Program	Funded Amount	Draw Amount	Balance
2005	5	<b>Project Total</b>					<b>\$227,780.00</b>	<b>\$227,780.00</b>	<b>\$0.00</b>
	6	PS-CITY ADOLESCENT AND YOUTH SERVICES	7704	CITY ADOL & YOUTH SERVICES, CD05 4381	Completed	CDBG	\$298,571.00	\$298,571.00	\$0.00
		<b>Project Total</b>					<b>\$298,571.00</b>	<b>\$298,571.00</b>	<b>\$0.00</b>
	7	PS-CITY CHILD CARE SERVICES	7705	CITY CHILD CARE SVCS PROG, CD05 4342	Completed	CDBG	\$286,533.00	\$286,533.00	\$0.00
		<b>Project Total</b>					<b>\$286,533.00</b>	<b>\$286,533.00</b>	<b>\$0.00</b>
	8	PS-SUMMER YOUTH PROGRAM	7706	SUMMER YOUTH PROGRAM, CD05 4382	Completed	CDBG	\$50,511.00	\$50,511.00	\$0.00
		<b>Project Total</b>					<b>\$50,511.00</b>	<b>\$50,511.00</b>	<b>\$0.00</b>
	9	PS-ADOLESCENT SUBSTANCE ABUSE-INPATIENT	7707	ADOL SUBSTANCE ABUSE-INPATIENT,CD05 4338	Completed	CDBG	\$65,000.00	\$65,000.00	\$0.00
		<b>Project Total</b>					<b>\$65,000.00</b>	<b>\$65,000.00</b>	<b>\$0.00</b>
	10	PS-CLINICAL DENTAL CARE PROGRAM	7708	CLINICAL DENTAL CARE PROG, CD05 4347	Completed	CDBG	\$200,000.00	\$200,000.00	\$0.00
		<b>Project Total</b>					<b>\$200,000.00</b>	<b>\$200,000.00</b>	<b>\$0.00</b>
	11	PS-ADULT SUBSTANCE ABUSE	7709	ADULT SUBSTANCE ABUSE, CD05 4339	Completed	CDBG	\$29,670.00	\$29,670.00	\$0.00
		<b>Project Total</b>					<b>\$29,670.00</b>	<b>\$29,670.00</b>	<b>\$0.00</b>
	12	PS-CITY MINORITY DIABETES PROGRAM	7710	CITY MINORITY DIABETES PROG, CD05 4346	Completed	CDBG	\$79,777.00	\$79,777.00	\$0.00
		<b>Project Total</b>					<b>\$79,777.00</b>	<b>\$79,777.00</b>	<b>\$0.00</b>
	13	PS-AIDS EARLY INTERVENTION AND EDUCATION	7711	AIDS EARLY INTERV & EDUC, CD05 4340	Completed	CDBG	\$75,000.00	\$75,000.00	\$0.00
		<b>Project Total</b>					<b>\$75,000.00</b>	<b>\$75,000.00</b>	<b>\$0.00</b>
	14	PS-CITY GERIATRIC HEALTH	7712	CITY GERIATRIC HEALTH, CD05 4343	Completed	CDBG	\$108,171.00	\$108,171.00	\$0.00
		<b>Project Total</b>					<b>\$108,171.00</b>	<b>\$108,171.00</b>	<b>\$0.00</b>
	15	PS-CITY CRISIS INTERVENTION	7713	CITY CRISIS INTERVENTION, CD05 4344	Completed	CDBG	\$111,688.00	\$111,688.00	\$0.00
		<b>Project Total</b>					<b>\$111,688.00</b>	<b>\$111,688.00</b>	<b>\$0.00</b>
	16	PS-CITY OFFICE OF SENIOR AFFAIRS	7714	CITY OFC OF SENIOR AFFAIRS, CD05 4345	Completed	CDBG	\$152,200.00	\$152,200.00	\$0.00
		<b>Project Total</b>					<b>\$152,200.00</b>	<b>\$152,200.00</b>	<b>\$0.00</b>
	17	PS-SENIOR SERVICES PROGRAM	7715	SENIOR SERVICES PROGRAM, CD05 4354	Completed	CDBG	\$85,000.00	\$85,000.00	\$0.00
		<b>Project Total</b>					<b>\$85,000.00</b>	<b>\$85,000.00</b>	<b>\$0.00</b>
	18	PS-TEMPORARY EMERGENCY HOUSING	7716	TEMPORARY EMERGENCY HOUSING, CD05 4356	Completed	CDBG	\$39,900.00	\$39,900.00	\$0.00
		<b>Project Total</b>					<b>\$39,900.00</b>	<b>\$39,900.00</b>	<b>\$0.00</b>
	19	PS-ENGLISH LANGUAGE TUTORING	7717	ENGL LANGUAGE TUTORING PROG, CD05 4372	Completed	CDBG	\$41,024.00	\$41,024.00	\$0.00
		<b>Project Total</b>					<b>\$41,024.00</b>	<b>\$41,024.00</b>	<b>\$0.00</b>
	20	PS-TEEN VIOLENCE VICTIM OUTREACH	7718	TEEN VIOLENCE-VICTIM OUTREACH, CD05 4355	Completed	CDBG	\$28,743.00	\$28,743.00	\$0.00
		<b>Project Total</b>					<b>\$28,743.00</b>	<b>\$28,743.00</b>	<b>\$0.00</b>
	21	PS-YOUTH RELATED SOCIAL SERVICE	7719	YOUTH RELATED SOCIAL SVCS, CD05 4357	Completed	CDBG	\$29,325.00	\$29,325.00	\$0.00
		<b>Project Total</b>					<b>\$29,325.00</b>	<b>\$29,325.00</b>	<b>\$0.00</b>
	22	PS-DEDICATED SAFE II EXP. INSP. SUPPORT-POLICE	7720	DED SAFE II EXP SUPP-POLICE, CD05 4325	Completed	CDBG	\$60,158.00	\$60,158.00	\$0.00
		<b>Project Total</b>					<b>\$60,158.00</b>	<b>\$60,158.00</b>	<b>\$0.00</b>

U.S. Department of Housing and Urban Development  
 Office of Community Planning and Development  
 Integrated Disbursement and Information System  
 List of Activities By Program Year And Project  
 DALLAS, TX

Funding Agency: DALLAS

Plan Year	IDIS Project	Project	IDIS Activity ID	Activity Name	Activity Status	Program	Funded Amount	Draw Amount	Balance
2005	23	PS-DOMESTIC VIOLENCE	7721	DOMESTIC VIOLENCE, CD05 4348	Completed	CDBG	\$46,000.00	\$46,000.00	\$0.00
		<b>Project Total</b>					<b>\$46,000.00</b>	<b>\$46,000.00</b>	<b>\$0.00</b>
	24	PS-HOMELESS OUTREACH	7722	HOMELESS OUTREACH, CD05 4351	Completed	CDBG	\$117,502.00	\$117,502.00	\$0.00
		<b>Project Total</b>					<b>\$117,502.00</b>	<b>\$117,502.00</b>	<b>\$0.00</b>
	25	PS-EX-OFFENDER PROGRAM/CITY ATTORNEY OFFICE	7723	EX-OFFENDER PROGRAM/CAO, CD05 4377	Completed	CDBG	\$43,560.85	\$43,560.85	\$0.00
		<b>Project Total</b>					<b>\$43,560.85</b>	<b>\$43,560.85</b>	<b>\$0.00</b>
	26	PS-EX-OFFENDER PROGRAM/ENVIRONMENTAL AND HEALTH SVS. DEPT.	7724	EX-OFFENDER PROGRAM/EHS, CD05 4349	Completed	CDBG	\$113,400.00	\$113,400.00	\$0.00
		<b>Project Total</b>					<b>\$113,400.00</b>	<b>\$113,400.00</b>	<b>\$0.00</b>
	27	PS-PARENTING AND EARLY CHILDHOOD DEVELOPMENT	7725	PARENTING & EARLY CHILDHD DEV, CD05 4353	Completed	CDBG	\$25,000.00	\$25,000.00	\$0.00
		<b>Project Total</b>					<b>\$25,000.00</b>	<b>\$25,000.00</b>	<b>\$0.00</b>
	28	PS-SOUTH DALLAS/FAIR PARK COMMUNITY COURT	7726	SD/FP COMMUNITY COURT, CD05 4314	Completed	CDBG	\$307,591.91	\$307,591.91	\$0.00
		<b>Project Total</b>					<b>\$307,591.91</b>	<b>\$307,591.91</b>	<b>\$0.00</b>
	29	HOUSING-RELOCATION ASSISTANCE	7727	RELOCATION ASSISTANCE, CD05 4321	Completed	CDBG	\$330,372.97	\$330,372.97	\$0.00
		<b>Project Total</b>					<b>\$330,372.97</b>	<b>\$330,372.97</b>	<b>\$0.00</b>
	30	HOUSING-HOUSING DEVELOPMENT SUPPORT	7728	HOUSING DEVLPMNT SUPPORT, CD05 4365	Completed	CDBG	\$1,060,795.78	\$1,060,795.78	\$0.00
		<b>Project Total</b>					<b>\$1,060,795.78</b>	<b>\$1,060,795.78</b>	<b>\$0.00</b>
	31	HOUSING-MORTGAGE ASSISTANCE PROGRAM	7729	MORTGAGE ASST PROGRAM, CD05 4367	Completed	CDBG	\$300,000.00	\$300,000.00	\$0.00
		<b>Project Total</b>					<b>\$300,000.00</b>	<b>\$300,000.00</b>	<b>\$0.00</b>
	33	HOUSING-HOUSING ASSISTANCE SUPPORT	7731	HOUSING ASSIST SUPPORT, CD05 4364	Completed	CDBG	\$937,681.36	\$937,681.36	\$0.00
			7855	HOUSING ASST SUPPORT - REP #1, 04R1 4440	Completed	CDBG	\$724,000.00	\$724,000.00	\$0.00
		<b>Project Total</b>					<b>\$1,661,681.36</b>	<b>\$1,661,681.36</b>	<b>\$0.00</b>
	34	HOUSING-BASIC HOME REPAIR PROGRAM	7732	BASIC HOME REPAIR, CD05 4368	Completed	CDBG	\$2,845,000.00	\$2,845,000.00	\$0.00
			7854	BASIC HOME REPAIR (REP# 1), 04R1 4439	Completed	CDBG	\$849,999.67	\$849,999.67	\$0.00
		<b>Project Total</b>					<b>\$3,694,999.67</b>	<b>\$3,694,999.67</b>	<b>\$0.00</b>
	35	HOUSING-SOUTH DALLAS/FAIR PARK-MINOR HOME REPAIR PROGRAM	7852	SD/FP - MINOR HOME REPAIR, CD05 4362	Completed	CDBG	\$99,998.24	\$99,998.24	\$0.00
		<b>Project Total</b>					<b>\$99,998.24</b>	<b>\$99,998.24</b>	<b>\$0.00</b>
	36	HOUSING-VOLUNTEERS IN PLUMBING REPAIR	7733	VOLUNTEERS IN PLMG-MINOR PLMG, CD05 4326	Completed	CDBG	\$20,000.00	\$20,000.00	\$0.00
		<b>Project Total</b>					<b>\$20,000.00</b>	<b>\$20,000.00</b>	<b>\$0.00</b>
	37	HOUSING-MINOR HOME REPAIR	7734	MINOR HOME REPAIR PROG, CD05 4369	Completed	CDBG	\$480,606.84	\$480,606.84	\$0.00
		<b>Project Total</b>					<b>\$480,606.84</b>	<b>\$480,606.84</b>	<b>\$0.00</b>
	38	HOUSING-REPLACEMENT HOUSING	7853	REPLACEMENT HOUSING, CD05 4370	Completed	CDBG	\$1,100,000.00	\$1,100,000.00	\$0.00
		<b>Project Total</b>					<b>\$1,100,000.00</b>	<b>\$1,100,000.00</b>	<b>\$0.00</b>

U.S. Department of Housing and Urban Development  
 Office of Community Planning and Development  
 Integrated Disbursement and Information System  
 List of Activities By Program Year And Project  
 DALLAS, TX

Funding Agency: DALLAS

Plan Year	IDIS Project	Project	IDIS Activity ID	Activity Name	Activity Status	Program	Funded Amount	Draw Amount	Balance
2005	39	HOUSING-DEDICATED SAFE II EXP. CODE INSP./CODE COMPLIANCE	7748	DED SAFE II CODE INSP-CODE, CD05 4319	Completed	CDBG	\$102,896.00	\$102,896.00	\$0.00
		<b>Project Total</b>					<b>\$102,896.00</b>	<b>\$102,896.00</b>	<b>\$0.00</b>
	40	HOUSING-DEDICATED SAFE II EXP. CODE INSP./FIRE DEPARTMENT	7749	DED SAFE II CODE INSP-FIRE, CD05 4323	Completed	CDBG	\$132,059.08	\$132,059.08	\$0.00
		<b>Project Total</b>					<b>\$132,059.08</b>	<b>\$132,059.08</b>	<b>\$0.00</b>
	41	HOUSING-DEDICATED SAFE II EXP. CODE INSP./POLICE DEPARTMENT	7750	DED SAFE II CODE INSP-POLICE, CD05 4324	Completed	CDBG	\$68,973.51	\$68,973.51	\$0.00
		<b>Project Total</b>					<b>\$68,973.51</b>	<b>\$68,973.51</b>	<b>\$0.00</b>
	42	HOUSING-COMMUNITY PROSECUTION PROGRAM-NORTH OAK CLIFF	7751	COMM PROSECUTION-N OAK CLIFF, CD05 4312	Completed	CDBG	\$94,719.00	\$94,719.00	\$0.00
		<b>Project Total</b>					<b>\$94,719.00</b>	<b>\$94,719.00</b>	<b>\$0.00</b>
	43	HOUSING-NEIGHBORHOOD INVESTMENT PROGRAM/COMMUNITY PROSECUTOR	7752	NIP-COMMUNITY PROSECUTOR, CD05 4313	Completed	CDBG	\$205,442.00	\$205,442.00	\$0.00
		<b>Project Total</b>					<b>\$205,442.00</b>	<b>\$205,442.00</b>	<b>\$0.00</b>
	44	HOUSING-NEIGHBORHOOD INVESTMENT PROGRAM/CODE COMPLIANCE	7753	NIP-CODE COMPLIANCE, CD05 4320	Completed	CDBG	\$99,798.08	\$99,798.08	\$0.00
		<b>Project Total</b>					<b>\$99,798.08</b>	<b>\$99,798.08</b>	<b>\$0.00</b>
	45	HOUSING-COMMUNITY PROSECUTION PROGRAM-OLD EAST DALLAS	7754	COMM PROSECUTION-OLD E DALLAS, CD05 4315	Completed	CDBG	\$69,990.00	\$69,990.00	\$0.00
		<b>Project Total</b>					<b>\$69,990.00</b>	<b>\$69,990.00</b>	<b>\$0.00</b>
	46	HOUSING-COMMUNITY PROSECUTION PROGRAM-OAK LAWN	7755	COMM PROSECUTION-OAK LAWN, CD05 4316	Completed	CDBG	\$94,098.53	\$94,098.53	\$0.00
		<b>Project Total</b>					<b>\$94,098.53</b>	<b>\$94,098.53</b>	<b>\$0.00</b>
	47	EDD-SDDC REVOLVING BUSINESS LOAN PROGRAM	8799 8801 10320	CREATIVE EVENTS (BOBSAITH, LLC) INTEGRA FINISHES Dilbeck Court Ltd - dba Belmont Hotel	Completed Completed Completed	CDBG CDBG CDBG	\$35,000.00 \$100,000.00 \$74,000.00	\$35,000.00 \$100,000.00 \$74,000.00	\$0.00 \$0.00 \$0.00
		<b>Project Total</b>					<b>\$209,000.00</b>	<b>\$209,000.00</b>	<b>\$0.00</b>
	48	EDD-REVOLVING BUSINESS LOAN PROGRAM-STAFF SUPPORT	8802	SDDC ADMIN EXPENSES - PROGRAM INCOME	Completed	CDBG	\$232,778.05	\$232,778.05	\$0.00
		<b>Project Total</b>					<b>\$232,778.05</b>	<b>\$232,778.05</b>	<b>\$0.00</b>
	49	EDD-BUSINESS ASSISTANCE CENTER PROGRAM	7756	BUS ASST CTR-PROGRAM D,CD05 4327	Completed	CDBG	\$85,708.00	\$85,708.00	\$0.00
		<b>Project Total</b>					<b>\$85,708.00</b>	<b>\$85,708.00</b>	<b>\$0.00</b>
	50	EDD-BAC #1 GREATER DALLAS HISPANIC CHAMBER OF COMMERCE	7759	BAC#1-GTR DLS HISP CHM/MAPLE, CD05 4329	Completed	CDBG	\$79,494.20	\$79,494.20	\$0.00
		<b>Project Total</b>					<b>\$79,494.20</b>	<b>\$79,494.20</b>	<b>\$0.00</b>
	51	EDD- BAC#2 INNERCITY COMMUNITY DEVELOPMENT CORPORATION(ICDC)	7764	BAC #2-INNERCTY COMM DEV CORP, CD05 4330	Completed	CDBG	\$80,000.00	\$80,000.00	\$0.00

U.S. Department of Housing and Urban Development  
 Office of Community Planning and Development  
 Integrated Disbursement and Information System  
 List of Activities By Program Year And Project  
 DALLAS, TX

Funding Agency: DALLAS

Plan Year	IDIS Project	Project	IDIS Activity ID	Activity Name	Activity Status	Program	Funded Amount	Draw Amount	Balance
2005	51	<b>Project Total</b>					<b>\$80,000.00</b>	<b>\$80,000.00</b>	<b>\$0.00</b>
	52	EDD-BAC#5 MBA CONSULTANTS	7765	BAC#5-MBA CONSULTANTS, CD05 4331	Completed	CDBG	\$80,000.00	\$80,000.00	\$0.00
		<b>Project Total</b>					<b>\$80,000.00</b>	<b>\$80,000.00</b>	<b>\$0.00</b>
	53	EDD-BAC#6 MULTI-ETHNIC EDUCATION & ECONOMIC DEV. (MEED)	7766	BAC#6-MULTI/ETH EDU&ED(MEED), CD05 4332	Completed	CDBG	\$79,931.00	\$79,931.00	\$0.00
		<b>Project Total</b>					<b>\$79,931.00</b>	<b>\$79,931.00</b>	<b>\$0.00</b>
	54	EDD-BAC#7 DALLAS FASHION INCUBATOR	7767	BAC#7 DLS FASHION INCUBTR, CD05 4333	Canceled	CDBG	\$0.00	\$0.00	\$0.00
		<b>Project Total</b>					<b>\$0.00</b>	<b>\$0.00</b>	<b>\$0.00</b>
	55	EDD-DALLAS SER (PROYECTO TAP)	7768	DALLAS SER/PROYECTO-TAP, CD05 4328	Completed	CDBG	\$80,000.00	\$80,000.00	\$0.00
		<b>Project Total</b>					<b>\$80,000.00</b>	<b>\$80,000.00</b>	<b>\$0.00</b>
	56	PI-NEIGHBORHOOD STREET IMPROVEMENT PETITION GRANT	7769	NGHD ST IMP PETITN GRNT, CD05 4375	Completed	CDBG	\$5,746.54	\$5,746.54	\$0.00
		<b>Project Total</b>					<b>\$5,746.54</b>	<b>\$5,746.54</b>	<b>\$0.00</b>
	57	PI-SIDEWALK IMPROVEMENT PROGRAM CITYWIDE	7770	SIDEWALK IMP PROG-CW, CD05 4376	Completed	CDBG	\$139,072.00	\$139,072.00	\$0.00
		<b>Project Total</b>					<b>\$139,072.00</b>	<b>\$139,072.00</b>	<b>\$0.00</b>
	58	PI-RESIDENTIAL BARRIER-FREE RAMPS	7771	RESDNTL BARRIER FREE RAMPS, CD05 4378	Completed	CDBG	\$17,441.67	\$17,441.67	\$0.00
		<b>Project Total</b>					<b>\$17,441.67</b>	<b>\$17,441.67</b>	<b>\$0.00</b>
	59	PI-SILENT SOULS CEMETERY MONUMENT PROGRAM	7772	SILENT SOULS CEMTRY MONUMNT, CD05 4383	Canceled	CDBG	\$0.00	\$0.00	\$0.00
		<b>Project Total</b>					<b>\$0.00</b>	<b>\$0.00</b>	<b>\$0.00</b>
	60	PI-MAJOR MAINTENANCE-CITY FACILITIES	7773	MAJOR MAINT-CITY FACILITIES, CD05 4335	Completed	CDBG	\$299,907.00	\$299,907.00	\$0.00
		<b>Project Total</b>					<b>\$299,907.00</b>	<b>\$299,907.00</b>	<b>\$0.00</b>
	61	PI-NEIGHBORHOOD INVESTMENT PROGRAM-PUBLIC IMPROVEMENT PROJ.	7774	NIP-PUBLIC IMPROVMNT PROJS, CD05 4371	Completed	CDBG	\$1,499,369.98	\$1,499,369.98	\$0.00
		<b>Project Total</b>					<b>\$1,499,369.98</b>	<b>\$1,499,369.98</b>	<b>\$0.00</b>
	62	FAIR HOUSING	7775	FAIR HOUSING ENFORCEMENT, CD05 4361	Completed	CDBG	\$479,331.00	\$479,331.00	\$0.00
		<b>Project Total</b>					<b>\$479,331.00</b>	<b>\$479,331.00</b>	<b>\$0.00</b>
	63	P/P/O-CONSOLIDATED PLAN/CITIZEN PARTICIPATION & CDC SUPPORT	7776	CONPLAN/CITZN PART/CDC SUPPRT, CD05 4358	Completed	CDBG	\$467,580.00	\$467,580.00	\$0.00
		<b>Project Total</b>					<b>\$467,580.00</b>	<b>\$467,580.00</b>	<b>\$0.00</b>
	64	P/P/O-GRANT COMPLIANCE/MONITORING	7777	GRANT COMPLIANCE, CD05 4318	Completed	CDBG	\$764,779.91	\$764,779.91	\$0.00
		<b>Project Total</b>					<b>\$764,779.91</b>	<b>\$764,779.91</b>	<b>\$0.00</b>
	65	P/P/O-HEALTH CONTRACTS MONITORING	7778	HEALTH CONTRACT MONITORING, CD05 4350	Completed	CDBG	\$423,615.00	\$423,615.00	\$0.00
		<b>Project Total</b>					<b>\$423,615.00</b>	<b>\$423,615.00</b>	<b>\$0.00</b>
	66	P/P/O-HOUSING MANAGEMENT SUPPORT	7779	HSG MANAGEMENT SUPPORT, CD05 4366	Completed	CDBG	\$892,134.74	\$892,134.74	\$0.00
			7856	NIP - MARKETING (REP #1), 04R1 4441	Completed	CDBG	\$14,143.33	\$14,143.33	\$0.00

U.S. Department of Housing and Urban Development  
 Office of Community Planning and Development  
 Integrated Disbursement and Information System  
 List of Activities By Program Year And Project  
 DALLAS, TX

Funding Agency: DALLAS

Plan Year	IDIS Project	Project	IDIS Activity ID	Activity Name	Activity Status	Program	Funded Amount	Draw Amount	Balance
2005	66	<b>Project Total</b>					<b>\$906,278.07</b>	<b>\$906,278.07</b>	<b>\$0.00</b>
	67	P/P/O-CODE COMPLIANCE MANAGEMENT SUPPORT	7780	CODE COMPLIANCE MGMT SUPPT, CD05 4322	Completed	CDBG	\$76,094.95	\$76,094.95	\$0.00
		<b>Project Total</b>					<b>\$76,094.95</b>	<b>\$76,094.95</b>	<b>\$0.00</b>
	68	P/P/O-OFFICE OF CULTURAL AFFAIRS PROGRAM SUPPORT	7781	OFC OF CULTURAL AFFRS-PROG O/S,CD05 4374	Completed	CDBG	\$10,024.00	\$10,024.00	\$0.00
		<b>Project Total</b>					<b>\$10,024.00</b>	<b>\$10,024.00</b>	<b>\$0.00</b>
	69	P/P/O-ECONOMIC DEVELOPMENT PROGRAM SUPPORT	7782	ECONOMIC DEV-PROGRAM SUPP, CD05 4334	Completed	CDBG	\$92,112.00	\$92,112.00	\$0.00
		<b>Project Total</b>					<b>\$92,112.00</b>	<b>\$92,112.00</b>	<b>\$0.00</b>
	70	P/P/O-COMMUNITY PROSECUTION MANAGEMENT PROGRAM SUPPORT	7783	COMM PROSCTN MGMT/PRGM SUPPRT, CD05 4317	Completed	CDBG	\$150,914.98	\$150,914.98	\$0.00
		<b>Project Total</b>					<b>\$150,914.98</b>	<b>\$150,914.98</b>	<b>\$0.00</b>
	71	P/P/O-CDBG SUPPORT INDIRECT COSTS	7784	CDBG SUPP INDIRECT COSTS, CD05 4352	Completed	CDBG	\$434,000.00	\$434,000.00	\$0.00
		<b>Project Total</b>					<b>\$434,000.00</b>	<b>\$434,000.00</b>	<b>\$0.00</b>
	72	SECTION 108 DEBT SERVICE-NEIGHBORHOOD RENNAISSANCE PROGRAM	7785 7786	SEC 108 DEBT SVC - NRP, CD05 4359 SEC 108 DEBT SVC - NRP, 04RP 4408	Completed Completed	CDBG CDBG	\$2,423,521.25 \$1,040,880.00	\$2,423,521.25 \$1,040,880.00	\$0.00 \$0.00
		<b>Project Total</b>					<b>\$3,464,401.25</b>	<b>\$3,464,401.25</b>	<b>\$0.00</b>
	73	SECTION 108 DEBT SERVICE - INTOWN HOUSING	7787	SEC 108 DEBT SVC - INTOWN, CD05 4360	Completed	CDBG	\$3,473,912.95	\$3,473,912.95	\$0.00
		<b>Project Total</b>					<b>\$3,473,912.95</b>	<b>\$3,473,912.95</b>	<b>\$0.00</b>
		<b>Program Total</b>				<b>CDBG</b>	<b>\$26,485,656.39</b>	<b>\$26,485,656.39</b>	<b>\$0.00</b>
		<b>2005 Total</b>					<b>\$26,485,656.39</b>	<b>\$26,485,656.39</b>	<b>\$0.00</b>
2006	1	PS-ADOLESCENT HEALTH SERVICES PROGRAM	8441	ADOLESCENT HEALTH SERVICE, CD06 3929	Completed	CDBG	\$47,368.90	\$47,368.90	\$0.00
		<b>Project Total</b>					<b>\$47,368.90</b>	<b>\$47,368.90</b>	<b>\$0.00</b>
	2	PS-AFRICAN-AMERICAN MUSEUM YOUTH ENRICHMENT PROGRAM	8474	AFRICAN AMERICAN MUSEUM YTH ENRICH PROG	Completed	CDBG	\$50,000.00	\$50,000.00	\$0.00
		<b>Project Total</b>					<b>\$50,000.00</b>	<b>\$50,000.00</b>	<b>\$0.00</b>
	3	PS-AFTER-SCHOOL/SUMMER PROGRAM-ELEMENTARY SCHOOL SITES	8562	AFTER-SCHOOL/SUMMER PROG. ELEMENTARY	Completed	CDBG	\$437,578.55	\$437,578.55	\$0.00
		<b>Project Total</b>					<b>\$437,578.55</b>	<b>\$437,578.55</b>	<b>\$0.00</b>
	4	PS-AFTER-SCHOOL/SUMMER PROGRAM-COMMUNITY CENTER SITES	8561	AFTER SCHOOL/SUMMER PROG COM CTR SITES	Completed	CDBG	\$104,453.00	\$104,453.00	\$0.00
		<b>Project Total</b>					<b>\$104,453.00</b>	<b>\$104,453.00</b>	<b>\$0.00</b>
	5	PS-CHILD CARE SERVICES PROGRAM	8503	CHILD CARE SERVICES PROGRAM CD06, 3933	Completed	CDBG	\$219,083.97	\$219,083.97	\$0.00
		<b>Project Total</b>					<b>\$219,083.97</b>	<b>\$219,083.97</b>	<b>\$0.00</b>
	6	PS-YOUTH DEVELOPMENT (FORMERLY CITY ADOLESCENT YOUTH SVCS.)	8556	YOUTH DEVELOPMENT CD06, 3972	Completed	CDBG	\$328,754.00	\$328,754.00	\$0.00

U.S. Department of Housing and Urban Development  
 Office of Community Planning and Development  
 Integrated Disbursement and Information System  
 List of Activities By Program Year And Project  
 DALLAS, TX

Funding Agency: DALLAS

Plan Year	IDIS Project	Project	IDIS Activity ID	Activity Name	Activity Status	Program	Funded Amount	Draw Amount	Balance
2006	6	<b>Project Total</b>					<b>\$328,754.00</b>	<b>\$328,754.00</b>	<b>\$0.00</b>
	7	PS-CITY CHILD CARE SERVICES	8504	CITY CHILD CARE SERVICES, CD06,3934	Completed	CDBG	\$331,164.00	\$331,164.00	\$0.00
		<b>Project Total</b>					<b>\$331,164.00</b>	<b>\$331,164.00</b>	<b>\$0.00</b>
	8	PS-SUMMER YOUTH PROGRAM	8555	SUMMER YOUTH PROGRAM CD06, 3973	Completed	CDBG	\$55,022.60	\$55,022.60	\$0.00
		<b>Project Total</b>					<b>\$55,022.60</b>	<b>\$55,022.60</b>	<b>\$0.00</b>
	9	PS-ADOLESCENT SUBSTANCE ABUSE-INPATIENT	8506	ADOLESCENT SUB. ABUSE-INPATIENT 3930	Completed	CDBG	\$64,680.00	\$64,680.00	\$0.00
		<b>Project Total</b>					<b>\$64,680.00</b>	<b>\$64,680.00</b>	<b>\$0.00</b>
	10	PS-CLINICAL DENTAL CARE PROGRAM	8508	CLINICAL DENTAL CARE PROGRAM	Completed	CDBG	\$200,000.00	\$200,000.00	\$0.00
		<b>Project Total</b>					<b>\$200,000.00</b>	<b>\$200,000.00</b>	<b>\$0.00</b>
	11	PS-ADULT SUBSTANCE ABUSE	8510	05F SUBSTANCE ABUSE SERVICES CD06, 3931	Completed	CDBG	\$50,000.00	\$50,000.00	\$0.00
		<b>Project Total</b>					<b>\$50,000.00</b>	<b>\$50,000.00</b>	<b>\$0.00</b>
	12	PS-CITY MINORITY DIABETES PROGRAM	8511	CITY MINORITY DIABETES PROGRAM	Completed	CDBG	\$77,410.47	\$77,410.47	\$0.00
		<b>Project Total</b>					<b>\$77,410.47</b>	<b>\$77,410.47</b>	<b>\$0.00</b>
	13	PS-AIDS EARLY INTERVENTION AND EDUCATION	8514	AIDS EARLY INTERVENTION & EDUC. 3932	Completed	CDBG	\$75,000.00	\$75,000.00	\$0.00
		<b>Project Total</b>					<b>\$75,000.00</b>	<b>\$75,000.00</b>	<b>\$0.00</b>
	14	PS-NATURAL FAMILY PLANNING PROGRAM	8517	NATURAL FAMILY PLANNING PROG. CD06,3947	Canceled	CDBG	\$0.00	\$0.00	\$0.00
		<b>Project Total</b>					<b>\$0.00</b>	<b>\$0.00</b>	<b>\$0.00</b>
	15	PS-CITY GERIATRIC HEALTH	8520	CITY GERIATRIC HEALTH CD06, 3935	Completed	CDBG	\$111,968.00	\$111,968.00	\$0.00
		<b>Project Total</b>					<b>\$111,968.00</b>	<b>\$111,968.00</b>	<b>\$0.00</b>
	16	PS-CITY CRISIS INTERVENTION	8522	CITY CRISIS INTERVENTION CD06, 3936	Completed	CDBG	\$109,894.73	\$109,894.73	\$0.00
		<b>Project Total</b>					<b>\$109,894.73</b>	<b>\$109,894.73</b>	<b>\$0.00</b>
	17	PS-CITY OFFICE OF SENIOR AFFAIRS	8524	CITY OFFICE OF SENIOR AFFAIRS CD06,3937	Completed	CDBG	\$133,138.18	\$133,138.18	\$0.00
		<b>Project Total</b>					<b>\$133,138.18</b>	<b>\$133,138.18</b>	<b>\$0.00</b>
	18	PS-SENIOR SERVICES PROGRAM	8526	SENIOR SERVICES PROGRAM CD06, 3948	Completed	CDBG	\$84,970.00	\$84,970.00	\$0.00
		<b>Project Total</b>					<b>\$84,970.00</b>	<b>\$84,970.00</b>	<b>\$0.00</b>
	19	PS-TEMPORARY EMERGENCY HOUSING	8530	TEMPORARY EMERGENCY HOUSING	Completed	CDBG	\$50,000.00	\$50,000.00	\$0.00
		<b>Project Total</b>					<b>\$50,000.00</b>	<b>\$50,000.00</b>	<b>\$0.00</b>
	20	PS-ENGLISH LANGUAGE TUTORING	8529	ENGLISH LANGUAGE TUTORING PROGRAM	Completed	CDBG	\$37,579.00	\$37,579.00	\$0.00
		<b>Project Total</b>					<b>\$37,579.00</b>	<b>\$37,579.00</b>	<b>\$0.00</b>
	21	PS-TEEN VIOLENCE VICTIM OUTREACH	8531	TEEN VIOLENCE VICTIM OUTREACH CD06, 3949	Completed	CDBG	\$35,000.00	\$35,000.00	\$0.00
		<b>Project Total</b>					<b>\$35,000.00</b>	<b>\$35,000.00</b>	<b>\$0.00</b>
	22	PS-YOUTH RELATED SOCIAL SERVICES	8532	YOUTH RELATED SOCIAL SERVICES CD06,3951	Completed	CDBG	\$27,400.00	\$27,400.00	\$0.00
		<b>Project Total</b>					<b>\$27,400.00</b>	<b>\$27,400.00</b>	<b>\$0.00</b>
	23	PS-DEDICATED SAFE II EXP. INSP. SUPPORT-POLICE	8483	DED. SAFE11 EXP/INSP.SUP. POLICE	Completed	CDBG	\$60,158.00	\$60,158.00	\$0.00
		<b>Project Total</b>					<b>\$60,158.00</b>	<b>\$60,158.00</b>	<b>\$0.00</b>



U.S. Department of Housing and Urban Development  
 Office of Community Planning and Development  
 Integrated Disbursement and Information System  
 List of Activities By Program Year And Project  
 DALLAS, TX

Funding Agency: DALLAS

Plan Year	IDIS Project	Project	IDIS Activity ID	Activity Name	Activity Status	Program	Funded Amount	Draw Amount	Balance
2006	24	PS-DOMESTIC VIOLENCE	8533	DOMESTIC VIOLENCE CD06,3942	Completed	CDBG	\$46,000.00	\$46,000.00	\$0.00
		<b>Project Total</b>					<b>\$46,000.00</b>	<b>\$46,000.00</b>	<b>\$0.00</b>
	25	PS-HOMELESS OUTREACH	8534	HOMELESS OUTREACH, CD06, 3945	Completed	CDBG	\$117,989.61	\$117,989.61	\$0.00
		<b>Project Total</b>					<b>\$117,989.61</b>	<b>\$117,989.61</b>	<b>\$0.00</b>
	26	PS-OFFENDER RE-ENTRY PROG./CAO (FORMERLY EX-OFFENDER PROG.)	8560	OFFENDER RE-ENTRY PROGRAM CD06, 3961	Completed	CDBG	\$85,508.00	\$85,508.00	\$0.00
		<b>Project Total</b>					<b>\$85,508.00</b>	<b>\$85,508.00</b>	<b>\$0.00</b>
	27	PS-OFFENDER RE-ENTRY PROG./EHS (FORMERLY EX-OFFENDER PROG.)	8540	OFFENDER RE-ENTRY PROGRAM CD06, 3943	Completed	CDBG	\$104,397.00	\$104,397.00	\$0.00
		<b>Project Total</b>					<b>\$104,397.00</b>	<b>\$104,397.00</b>	<b>\$0.00</b>
	28	PS-PARENTING AND EARLY CHILDHOOD DEVELOPMENT	8547	PARENTING AND EARLY CHILDHOOD DEV. 3946	Canceled	CDBG	\$0.00	\$0.00	\$0.00
			8553	PARENTING AND EARLY CHILDHOOD DEV 3946	Completed	CDBG	\$25,000.00	\$25,000.00	\$0.00
		<b>Project Total</b>					<b>\$25,000.00</b>	<b>\$25,000.00</b>	<b>\$0.00</b>
	29	PS-SOUTH DALLAS/FAIR PARK COMMUNITY COURT	8476	SOUTH DALLAS/FAIR PARK COMMUNITY COURT	Completed	CDBG	\$280,531.00	\$280,531.00	\$0.00
		<b>Project Total</b>					<b>\$280,531.00</b>	<b>\$280,531.00</b>	<b>\$0.00</b>
	30	PS-COMMUNITY YOUTH AND SENIOR PROGRAM (WEST OAK CLIFF)	8552	COMM. YOUTH & SENIOR PROG. W. OAK CLIFF	Completed	CDBG	\$100,000.00	\$100,000.00	\$0.00
		<b>Project Total</b>					<b>\$100,000.00</b>	<b>\$100,000.00</b>	<b>\$0.00</b>
	31	HOUSING-RELOCATION ASSISTANCE	8461	RELOCATION ASSISTANCE CD06, 3911	Completed	CDBG	\$515,748.72	\$515,748.72	\$0.00
		<b>Project Total</b>					<b>\$515,748.72</b>	<b>\$515,748.72</b>	<b>\$0.00</b>
	32	HOUSING-HOUSING DEVELOPMENT SUPPORT	8494	HOUSING DEVELOPMENT SUPPORT- CD06-3957	Completed	CDBG	\$942,138.00	\$942,138.00	\$0.00
		<b>Project Total</b>					<b>\$942,138.00</b>	<b>\$942,138.00</b>	<b>\$0.00</b>
	33	HOUSING-MORTGAGE ASSISTANCE PROGRAM	8442	MORTGAGE ASST PROGRAM - CD06, 3959	Completed	CDBG	\$300,000.00	\$300,000.00	\$0.00
		<b>Project Total</b>					<b>\$300,000.00</b>	<b>\$300,000.00</b>	<b>\$0.00</b>
	34	HOUSING-RESIDENTIAL DEVELOPMENT ACQUISITION LOAN PROGRAM	7730	RESIDENTIAL DEV ACQ LOAN PROG, CD05 4363	Open	CDBG	\$1,000,000.00	\$890,465.00	\$109,535.00
			8495	RESIDENTIAL DEV ACQ LOAN PROG, CD06 3955	Open	CDBG	\$650,000.00	\$350,000.00	\$300,000.00
			8698	RESIDENTIAL DEV ACQ LOAN PROG 04R3 3401	Canceled	CDBG	\$0.00	\$0.00	\$0.00
		<b>Project Total</b>					<b>\$1,650,000.00</b>	<b>\$1,240,465.00</b>	<b>\$409,535.00</b>
	35	HOUSING-HOUSING ASSISTANCE SUPPORT	8496	HOUSING ASSISTANCE SUPPORT CD06-3956	Completed	CDBG	\$1,670,127.02	\$1,670,127.02	\$0.00
		<b>Project Total</b>					<b>\$1,670,127.02</b>	<b>\$1,670,127.02</b>	<b>\$0.00</b>
	36	HOUSING-BASIC HOME REPAIR PRGRAM	8497	BASIC HOME REPAIR PROGRAM CD06-3960	Completed	CDBG	\$1,859,201.04	\$1,859,201.04	\$0.00
			8498	BASIC HOME REPAIR PROGRAM - 05RP-3999	Completed	CDBG	\$2,128,392.11	\$2,128,392.11	\$0.00
		<b>Project Total</b>					<b>\$3,987,593.15</b>	<b>\$3,987,593.15</b>	<b>\$0.00</b>
	37	HOUSING-SOUTH DALLAS/FAIR PARK-MINOR HOME REPAIR PROGRAM	8499	SOUTH DALLAS/FAIR PARK-MINOR HOME REPAIR CD06 3954	Completed	CDBG	\$97,181.62	\$97,181.62	\$0.00
		<b>Project Total</b>					<b>\$97,181.62</b>	<b>\$97,181.62</b>	<b>\$0.00</b>

U.S. Department of Housing and Urban Development  
 Office of Community Planning and Development  
 Integrated Disbursement and Information System  
 List of Activities By Program Year And Project  
 DALLAS, TX

Funding Agency: DALLAS

Plan Year	IDIS Project	Project	IDIS Activity ID	Activity Name	Activity Status	Program	Funded Amount	Draw Amount	Balance
2006	38	HOUSING-VOLUNTEERS IN PLUMBING-MINOR PLUMBING REPAIR	8559	MINOR PLUMBING REPAIR/REPLACEMENT PROG.	Completed	CDBG	\$20,000.00	\$20,000.00	\$0.00
		<b>Project Total</b>					<b>\$20,000.00</b>	<b>\$20,000.00</b>	<b>\$0.00</b>
	39	HOUSING-MINOR HOME REPAIR	8769	MINOR HOME REPAIR CD06 06PI	Completed	CDBG	\$164,445.73	\$164,445.73	\$0.00
		<b>Project Total</b>					<b>\$164,445.73</b>	<b>\$164,445.73</b>	<b>\$0.00</b>
	40	HOUSING-REPLACEMENT HOUSING	8500	REPLACEMENT HOUSING -CD06/3962	Completed	CDBG	\$739,999.50	\$739,999.50	\$0.00
		<b>Project Total</b>					<b>\$739,999.50</b>	<b>\$739,999.50</b>	<b>\$0.00</b>
	41	HOUSING-DEDICATED SAFE II EXP. CODE INSP./CODE COMPLIANCE	8463	DEDICATED SAFEII EXP. CODE INSP/COMPLIAN	Completed	CDBG	\$92,164.00	\$92,164.00	\$0.00
			9016	BEXAR STREET RETAIL DEVELOPMENT PROJECT	Canceled	CDBG	\$0.00	\$0.00	\$0.00
		<b>Project Total</b>					<b>\$92,164.00</b>	<b>\$92,164.00</b>	<b>\$0.00</b>
	42	HOUSING-DEDICATED SAFE II EXP. CODE INSP./DALLAS FIRE DEPT.	8482	DEDICATED SAFE EXP. CODE INSP/FIRE CD06	Completed	CDBG	\$134,174.00	\$134,174.00	\$0.00
		<b>Project Total</b>					<b>\$134,174.00</b>	<b>\$134,174.00</b>	<b>\$0.00</b>
	43	HOUSING-DEDICATED SAFE II EXP. CODE INSP./DALLAS POLICE DEPT	8488	DEDICATED SAFE EXP.CODE INSP/POLICE 3915	Completed	CDBG	\$79,584.48	\$79,584.48	\$0.00
		<b>Project Total</b>					<b>\$79,584.48</b>	<b>\$79,584.48</b>	<b>\$0.00</b>
	44	HOUSING-COMMUNITY PROSECUTION PROGRAM-NORTH OAK CLIFF	8480	COMMUNITY PROSECUTION PROG-N.OAK CLIFF	Completed	CDBG	\$107,897.00	\$107,897.00	\$0.00
		<b>Project Total</b>					<b>\$107,897.00</b>	<b>\$107,897.00</b>	<b>\$0.00</b>
	45	HOUSING-NEIGHBORHOOD INVESTMENT PROGRAM/COMMUNITY PROSECUTOR	8481	NIP-COMMUNITY PROSECUTOR	Completed	CDBG	\$237,658.00	\$237,658.00	\$0.00
		<b>Project Total</b>					<b>\$237,658.00</b>	<b>\$237,658.00</b>	<b>\$0.00</b>
	46	HOUSING-NEIGHBORHOOD INVESTMENT PROGRAM/CODE COMPLIANCE	8464	NEIGHBORHOOD INVEST PROG/CODE COMPLIANCE	Completed	CDBG	\$139,909.00	\$139,909.00	\$0.00
		<b>Project Total</b>					<b>\$139,909.00</b>	<b>\$139,909.00</b>	<b>\$0.00</b>
	47	HOUSING-COMMUNITY PROSECUTION PROGRAM-OLD EAST DALLAS	8477	COMMUNITY PROSECUTION PROG-OLD E.DALLAS	Completed	CDBG	\$105,418.00	\$105,418.00	\$0.00
		<b>Project Total</b>					<b>\$105,418.00</b>	<b>\$105,418.00</b>	<b>\$0.00</b>
	48	HOUSING-COMMUNITY PROSECUTION PROGRAM-OAK LAWN	8478	COMMUNITY PROSECUTION PROGRAM-OAK LAWN	Completed	CDBG	\$104,946.56	\$104,946.56	\$0.00
		<b>Project Total</b>					<b>\$104,946.56</b>	<b>\$104,946.56</b>	<b>\$0.00</b>
	49	HOUSING-COMMUNITY PROSECUTION PROGRAM-PLEASANT GROVE	8479	COMMUNITY PROSECUTION PROG-PLEASANT GROV	Completed	CDBG	\$28,398.00	\$28,398.00	\$0.00
		<b>Project Total</b>					<b>\$28,398.00</b>	<b>\$28,398.00</b>	<b>\$0.00</b>
	50	EDD-BUSINESS LOAN PROGRAM	8798	SAHEED LAWAL - SOLARIN	Completed	CDBG	\$60,000.00	\$60,000.00	\$0.00
			8800	ISIS, LLC	Open	CDBG	\$220,000.00	\$220,000.00	\$0.00
		<b>Project Total</b>					<b>\$280,000.00</b>	<b>\$280,000.00</b>	<b>\$0.00</b>

U.S. Department of Housing and Urban Development  
 Office of Community Planning and Development  
 Integrated Disbursement and Information System  
 List of Activities By Program Year And Project  
 DALLAS, TX

Funding Agency: DALLAS

Plan Year	IDIS Project	Project	IDIS Activity ID	Activity Name	Activity Status	Program	Funded Amount	Draw Amount	Balance
2006	51	EDD-REVOLVING LOAN BUSINESS LOAN PROGRAM/STAFF SUPPORT	9389	SDDC ADMIN EXPENSES - PROGRAM INCOME	Completed	CDBG	\$250,422.71	\$250,422.71	\$0.00
		<b>Project Total</b>					<b>\$250,422.71</b>	<b>\$250,422.71</b>	<b>\$0.00</b>
	52	EDD-BUSINESS ASSISTANCE CENTER PROGRAM	8507	BUSINESS ASSISTANCE CENTER PROGRAM	Completed	CDBG	\$76,591.95	\$76,591.95	\$0.00
		<b>Project Total</b>					<b>\$76,591.95</b>	<b>\$76,591.95</b>	<b>\$0.00</b>
	53	EDD-BAC#1 GREATER DALLAS HISPANIC CHAMBER OF COMMERCE	8509	BAC#1 GREATER DLS HISP CHAMBER OF COMMER	Completed	CDBG	\$85,000.00	\$85,000.00	\$0.00
		<b>Project Total</b>					<b>\$85,000.00</b>	<b>\$85,000.00</b>	<b>\$0.00</b>
	54	EDD-BAC#2 INNERCITY COMMUNITY DEVELOPMENT CORPORATION (ICDC)	8512	BAC#2 INNERCITY COMM DEV CORP (ICDC)	Completed	CDBG	\$85,000.00	\$85,000.00	\$0.00
		<b>Project Total</b>					<b>\$85,000.00</b>	<b>\$85,000.00</b>	<b>\$0.00</b>
	55	EDD-BAC#3 GREATER DALLAS HISPANIC CHAMBER OF COMMERCE	8513	BAC#3 GREATER DLS HISPANIC CHAMB OF COMM	Completed	CDBG	\$80,343.31	\$80,343.31	\$0.00
		<b>Project Total</b>					<b>\$80,343.31</b>	<b>\$80,343.31</b>	<b>\$0.00</b>
	56	EDD-BAC#4 GREATER DALLAS HISPANIC CHAMBER OF COMMERCE	8515	BAC#4 GREATER DALLAS HISP CHAMBER OF COM	Completed	CDBG	\$84,615.00	\$84,615.00	\$0.00
		<b>Project Total</b>					<b>\$84,615.00</b>	<b>\$84,615.00</b>	<b>\$0.00</b>
	57	EDD-BAC#5 MBA CONSULTANTS	8516	BAC#5 MBA CONSULTANTS	Completed	CDBG	\$85,000.00	\$85,000.00	\$0.00
		<b>Project Total</b>					<b>\$85,000.00</b>	<b>\$85,000.00</b>	<b>\$0.00</b>
	58	EDD-BAC#6 GREATER DALLAS ASIAN AMERICAN CHAMBER OF COMMERCE	8518	BAC#6 GREATER DALLAS ASIAN AMERICAN CHAM	Completed	CDBG	\$83,679.00	\$83,679.00	\$0.00
		<b>Project Total</b>					<b>\$83,679.00</b>	<b>\$83,679.00</b>	<b>\$0.00</b>
	59	EDD- BAC#7 DALLAS FASHION INCUBATOR	8519	BAC#7 DALLAS FASHION INCUBATOR CD06-3926	Canceled	CDBG	\$0.00	\$0.00	\$0.00
		<b>Project Total</b>					<b>\$0.00</b>	<b>\$0.00</b>	<b>\$0.00</b>
	60	EDD-BUSINESS ASSISTANCE CENTER, INC. @ I-35 S.@ WHEATLAND RD	8521	BUSINESS ASSISTANCE CTR,INC@I-35WHEATRD	Canceled	CDBG	\$0.00	\$0.00	\$0.00
		<b>Project Total</b>					<b>\$0.00</b>	<b>\$0.00</b>	<b>\$0.00</b>
	61	PI-NEIGHBORHOOD STREET IMPROVEMENT PETITION GRANT	8528	NEIGHBORHOOD STREET IMP PETITION GRANT	Completed	CDBG	\$50,000.00	\$50,000.00	\$0.00
		<b>Project Total</b>					<b>\$50,000.00</b>	<b>\$50,000.00</b>	<b>\$0.00</b>
	62	PI-NEIGHBORHOOD INVESTMENT PROGRAM-PUBLIC IMPROVEMENT PROJ.	8501	NIP-PUBLIC IMPROVEMENTS PROJ-CD06/3963	Open	CDBG	\$1,000,000.00	\$999,181.56	\$818.44
		<b>Project Total</b>					<b>\$1,000,000.00</b>	<b>\$999,181.56</b>	<b>\$818.44</b>
	63	FAIR HOUSING-FAIR HOUSING ENFORCEMENT	8525	FAIR HOUSING ENFORCEMENT CD06-3953	Completed	CDBG	\$561,853.91	\$561,853.91	\$0.00
		<b>Project Total</b>					<b>\$561,853.91</b>	<b>\$561,853.91</b>	<b>\$0.00</b>
	64	P/P/O-CONSOLIDATED PLAN/CITIZEN PARTICIPATION & CDC SUPPORT	8527	CONSOLIDATED PLAN/CP & CDC SUPPORT	Completed	CDBG	\$542,810.00	\$542,810.00	\$0.00
		<b>Project Total</b>					<b>\$542,810.00</b>	<b>\$542,810.00</b>	<b>\$0.00</b>

U.S. Department of Housing and Urban Development  
 Office of Community Planning and Development  
 Integrated Disbursement and Information System  
 List of Activities By Program Year And Project  
 DALLAS, TX

Funding Agency: DALLAS

Plan Year	IDIS Project	Project	IDIS Activity ID	Activity Name	Activity Status	Program	Funded Amount	Draw Amount	Balance
2006	65	P/P/O-GRANT COMPLIANCE-MONITORING	8452	GRANT COMPL/MONITOR CD06,3908	Completed	CDBG	\$747,164.00	\$747,164.00	\$0.00
		<b>Project Total</b>					<b>\$747,164.00</b>	<b>\$747,164.00</b>	<b>\$0.00</b>
	66	P/P/O-HEALTH CONTRACTS MONITORING	8554	ENVIRONMENTAL HEALTH CONTRACT MONITORING	Completed	CDBG	\$379,143.00	\$379,143.00	\$0.00
		<b>Project Total</b>					<b>\$379,143.00</b>	<b>\$379,143.00</b>	<b>\$0.00</b>
	67	P/P/O-HOUSING MANAGEMENT SUPPORT	8502	HOUSING MANAGEMENT SUPPORT	Completed	CDBG	\$743,360.00	\$743,360.00	\$0.00
		<b>Project Total</b>					<b>\$743,360.00</b>	<b>\$743,360.00</b>	<b>\$0.00</b>
	68	P/P/O-CODE COMPLIANCE MANAGEMENT SUPPORT	8473	CODE COMPLIANCE MGMT SUPPORT CD06,3912	Completed	CDBG	\$76,522.00	\$76,522.00	\$0.00
		<b>Project Total</b>					<b>\$76,522.00</b>	<b>\$76,522.00</b>	<b>\$0.00</b>
	69	P/P/O-OFFICE OF CULTURAL AFFAIRS PROGRAM SUPPORT	8475	OFFICE OF CUTURAL AFFAIRS PROG SUPPORT	Completed	CDBG	\$10,024.00	\$10,024.00	\$0.00
		<b>Project Total</b>					<b>\$10,024.00</b>	<b>\$10,024.00</b>	<b>\$0.00</b>
	70	P/P/O-ECONOMIC DEVELOPMENT PROGRAM SUPPORT	8523	ECONOMIC DEVELOPMENT PROGRAM SUPPORT	Completed	CDBG	\$150,321.00	\$150,321.00	\$0.00
		<b>Project Total</b>					<b>\$150,321.00</b>	<b>\$150,321.00</b>	<b>\$0.00</b>
	71	P/P/O-HISTORIC PRESERVATION REVIEWS/MITIGATION	8558	HISTORIC PRESER. REVIEWS & HABS MITIGATI	Canceled	CDBG	\$0.00	\$0.00	\$0.00
		<b>Project Total</b>					<b>\$0.00</b>	<b>\$0.00</b>	<b>\$0.00</b>
	72	P/P/O-PARKS AND RECREATION	8557	PARKS AND RECREATION CDO6, 3971	Completed	CDBG	\$62,671.00	\$62,671.00	\$0.00
		<b>Project Total</b>					<b>\$62,671.00</b>	<b>\$62,671.00</b>	<b>\$0.00</b>
	73	P/P/O-COMMUNITY PROSECUTION MANAGEMENT PROGRAM SUPPORT	8493	COMMUNITY PROSECUTION/CRT MGNT PROG SUPP	Completed	CDBG	\$150,953.00	\$150,953.00	\$0.00
		<b>Project Total</b>					<b>\$150,953.00</b>	<b>\$150,953.00</b>	<b>\$0.00</b>
	74	P/P/O-NEIGHBORHOOD INVESTMENT PROGRAM-SUPPORT	8505	NEIGHBORHOOD INVESTMENT PROG-SUPPORT	Completed	CDBG	\$20,000.00	\$20,000.00	\$0.00
		<b>Project Total</b>					<b>\$20,000.00</b>	<b>\$20,000.00</b>	<b>\$0.00</b>
	84	ESG-CONTRACTS-ESSENTIAL SERVICES	8869	LEGAL AID OF NORTHWEST TEXAS	Open	CDBG	\$0.00	\$0.00	\$0.00
		<b>Project Total</b>					<b>\$0.00</b>	<b>\$0.00</b>	<b>\$0.00</b>
	91	ESG-ADMINISTRATION	8885	ESG ADMINISTRATION	Open	CDBG	\$0.00	\$0.00	\$0.00
		<b>Project Total</b>					<b>\$0.00</b>	<b>\$0.00</b>	<b>\$0.00</b>
	122	DOWNTOWN CONDO PURCHASE AND MF DEVELOPMENT	9009	DOWNTOWN CONDO PURCHASE & MF DEV 06R1 4463	Canceled	CDBG	\$0.00	\$0.00	\$0.00
			9244	DOWNTOWN CONDO PURCHASE & MF DEVELOPMENT	Canceled	CDBG	\$0.00	\$0.00	\$0.00
		<b>Project Total</b>					<b>\$0.00</b>	<b>\$0.00</b>	<b>\$0.00</b>
	123	SOUTHERN SECTION HOUSING AND ECO DEV	9015	SOUTHERN SECTION HSG & ECO DEV 06R1 4464	Open	CDBG	\$1,350,000.00	\$1,207,374.29	\$142,625.71
			9245	SOUTHERN SECTION HSG & ECO DEV 06R2 4468	Open	CDBG	\$1,138,732.00	\$1,116,710.79	\$22,021.21
		<b>Project Total</b>					<b>\$2,488,732.00</b>	<b>\$2,324,085.08</b>	<b>\$164,646.92</b>
	124	HOU- NEIGHBORHOOD ENHANCEMENT PROGRAM	9599	NEIGHBORHOOD ENCHANCEMENT PROGRAM	Open	CDBG	\$180,000.00	\$164,344.18	\$15,655.82

U.S. Department of Housing and Urban Development  
 Office of Community Planning and Development  
 Integrated Disbursement and Information System  
 List of Activities By Program Year And Project  
 DALLAS, TX

Funding Agency: DALLAS

Plan Year	IDIS Project	Project	IDIS Activity ID	Activity Name	Activity Status	Program	Funded Amount	Draw Amount	Balance
2006	124	<b>Project Total</b>					<b>\$180,000.00</b>	<b>\$164,344.18</b>	<b>\$15,655.82</b>
	125	HOU-HOUSING SERVICES PROGRAM	9600	HOUSING SERVICES PROGRAM	Open	CDBG	\$100,000.00	\$99,146.77	\$853.23
		<b>Project Total</b>					<b>\$100,000.00</b>	<b>\$99,146.77</b>	<b>\$853.23</b>
		<b>Program Total</b>				<b>CDBG</b>	<b>\$22,941,637.67</b>	<b>\$22,350,128.26</b>	<b>\$591,509.41</b>
		<b>2006 Total</b>					<b>\$22,941,637.67</b>	<b>\$22,350,128.26</b>	<b>\$591,509.41</b>
2007	1	PS-ADOLESCENT HEALTH SERVICES PROGRAM	9301	ADOLESCENT HEALTH SERVICES PROGRAM	Completed	CDBG	\$41,651.00	\$41,651.00	\$0.00
		<b>Project Total</b>					<b>\$41,651.00</b>	<b>\$41,651.00</b>	<b>\$0.00</b>
	2	PS-AFRICAN-AMERICAN MUSEUM YOUTH ENRICHMENT PROGRAM	9302	AFRICAN AMERICAN MUSEUM	Completed	CDBG	\$50,000.00	\$50,000.00	\$0.00
		<b>Project Total</b>					<b>\$50,000.00</b>	<b>\$50,000.00</b>	<b>\$0.00</b>
	3	PS-AFTER-SCHOOL/SUMMER PROGRAM-ELEMENTARY SCHOOL SITES	9303	AFTER-SCHOOL/SUMMER PROG-ELEM SCH SITES	Completed	CDBG	\$437,849.00	\$437,849.00	\$0.00
		<b>Project Total</b>					<b>\$437,849.00</b>	<b>\$437,849.00</b>	<b>\$0.00</b>
	4	PS-AFTER-SCHOOL/SUMMER PROGRAM-COMMUNITY CENTER SITES	9304	AFTER-SCHOOL/SUMMER PROGRAM-COMM CENTER	Completed	CDBG	\$104,828.90	\$104,828.90	\$0.00
		<b>Project Total</b>					<b>\$104,828.90</b>	<b>\$104,828.90</b>	<b>\$0.00</b>
	5	PS-CHILD CARE SERVICES PROGRAM	9306	CHILD CARE SERVICES PROGRAM	Completed	CDBG	\$221,776.97	\$221,776.97	\$0.00
		<b>Project Total</b>					<b>\$221,776.97</b>	<b>\$221,776.97</b>	<b>\$0.00</b>
	6	PS-YOUTH DEVELOPMENT	9307	YOUTH DEVELOPMENT	Completed	CDBG	\$253,452.57	\$253,452.57	\$0.00
		<b>Project Total</b>					<b>\$253,452.57</b>	<b>\$253,452.57</b>	<b>\$0.00</b>
	7	PS-CITY CHILD CARE SERVICES	9309	CITY CHILD CARE SERVICES	Completed	CDBG	\$358,885.44	\$358,885.44	\$0.00
		<b>Project Total</b>					<b>\$358,885.44</b>	<b>\$358,885.44</b>	<b>\$0.00</b>
	8	PS-FINE ARTS EDUCATION AND TRAINING SUMMER CAMP	9311	FINE ARTS EDUCATION AND TRAINING SUMMER	Canceled	CDBG	\$0.00	\$0.00	\$0.00
		<b>Project Total</b>					<b>\$0.00</b>	<b>\$0.00</b>	<b>\$0.00</b>
	9	PS-ARTS EDUCATION PROGRAM	9315	ARTS EDUCATION PROGRAM	Completed	CDBG	\$21,000.00	\$21,000.00	\$0.00
		<b>Project Total</b>					<b>\$21,000.00</b>	<b>\$21,000.00</b>	<b>\$0.00</b>
	10	PS-SUMMER YOUTH PROGRAM	9318	SUMMER YOUTH PROGRAM	Completed	CDBG	\$56,131.00	\$56,131.00	\$0.00
		<b>Project Total</b>					<b>\$56,131.00</b>	<b>\$56,131.00</b>	<b>\$0.00</b>
	11	PS-ADOLESCENT SUBSTANCE ABUSE-INPATIENT	9322	ADOLESCENT SUBSTANCE ABUSE -INPATIENT	Completed	CDBG	\$65,000.00	\$65,000.00	\$0.00
		<b>Project Total</b>					<b>\$65,000.00</b>	<b>\$65,000.00</b>	<b>\$0.00</b>
	12	PS-CLINICAL DENTAL CARE PROGRAM	9323	CLINICAL DENTAL CARE PROGRAM	Completed	CDBG	\$200,000.00	\$200,000.00	\$0.00
		<b>Project Total</b>					<b>\$200,000.00</b>	<b>\$200,000.00</b>	<b>\$0.00</b>
	13	PS-ADULT SUBSTANCE ABUSE	9324	ADULT SUBSTANCE ABUSE	Completed	CDBG	\$50,000.00	\$50,000.00	\$0.00
		<b>Project Total</b>					<b>\$50,000.00</b>	<b>\$50,000.00</b>	<b>\$0.00</b>
	14	PS-CITY MINORITY DIABETES PROGRAM	9331	CITY MINORITY DIABETES PROGRAM	Completed	CDBG	\$77,616.00	\$77,616.00	\$0.00

U.S. Department of Housing and Urban Development  
 Office of Community Planning and Development  
 Integrated Disbursement and Information System  
 List of Activities By Program Year And Project  
 DALLAS, TX

Funding Agency: DALLAS

Plan Year	IDIS Project	Project	IDIS Activity ID	Activity Name	Activity Status	Program	Funded Amount	Draw Amount	Balance
2007	14	<b>Project Total</b>					<b>\$77,616.00</b>	<b>\$77,616.00</b>	<b>\$0.00</b>
	15	PS-AIDS EARLY INTERVENTION AND EDUCATION	9332	AIDS EARLY INTERVENTION AND EDUCATION	Completed	CDBG	\$75,000.00	\$75,000.00	\$0.00
		<b>Project Total</b>					<b>\$75,000.00</b>	<b>\$75,000.00</b>	<b>\$0.00</b>
	16	PS-LOW BIRTH WEIGHT PROGRAM	9333	LOW-BIRTH WEIGHT PROGRAM	Completed	CDBG	\$20,808.32	\$20,808.32	\$0.00
		<b>Project Total</b>					<b>\$20,808.32</b>	<b>\$20,808.32</b>	<b>\$0.00</b>
	17	PS-CITY GERIATRIC HEALTH	9334	CITY GERIATRIC HEALTH	Completed	CDBG	\$116,114.00	\$116,114.00	\$0.00
		<b>Project Total</b>					<b>\$116,114.00</b>	<b>\$116,114.00</b>	<b>\$0.00</b>
	18	PS-CITY CRISIS INTERVENTION	9335	CITY CRISIS INTERVENTION	Completed	CDBG	\$124,897.00	\$124,897.00	\$0.00
		<b>Project Total</b>					<b>\$124,897.00</b>	<b>\$124,897.00</b>	<b>\$0.00</b>
	19	PS-CITY OFFICE OF SENIOR AFFAIRS	9337	CITY OFFICE OF SENIOR SERVICES	Completed	CDBG	\$154,146.02	\$154,146.02	\$0.00
		<b>Project Total</b>					<b>\$154,146.02</b>	<b>\$154,146.02</b>	<b>\$0.00</b>
	20	PS-SENIOR SERVICES PROGRAM	9338	SENIOR SERVICES PROGRAM	Completed	CDBG	\$84,617.00	\$84,617.00	\$0.00
		<b>Project Total</b>					<b>\$84,617.00</b>	<b>\$84,617.00</b>	<b>\$0.00</b>
	21	PS-TEMPORARY EMERGENCY HOUSING	9345	TEMPORARY EMERGENCY HOUSING	Completed	CDBG	\$49,964.77	\$49,964.77	\$0.00
		<b>Project Total</b>					<b>\$49,964.77</b>	<b>\$49,964.77</b>	<b>\$0.00</b>
	22	PS-TEEN VIOLENCE VICTIM OUTREACH	9346	TEEN VIOLENCE VICTIM OUTREACH	Completed	CDBG	\$34,999.99	\$34,999.99	\$0.00
		<b>Project Total</b>					<b>\$34,999.99</b>	<b>\$34,999.99</b>	<b>\$0.00</b>
	23	PS-YOUTH RELATED SOCIAL SERVICES	9353	YOUTH RELATED SOCIAL SERVICES	Completed	CDBG	\$29,616.00	\$29,616.00	\$0.00
		<b>Project Total</b>					<b>\$29,616.00</b>	<b>\$29,616.00</b>	<b>\$0.00</b>
	24	PS-DEDICATED SAFE II EXP. INSP. SUPPORT-POLICE	9354	DEDICATED SAFE II EXP. INSP. SUPPORT. DP	Completed	CDBG	\$60,158.00	\$60,158.00	\$0.00
		<b>Project Total</b>					<b>\$60,158.00</b>	<b>\$60,158.00</b>	<b>\$0.00</b>
	25	PS-DOMESTIC VIOLENCE	9355	DOMESTIC VIOLENCE	Completed	CDBG	\$46,000.00	\$46,000.00	\$0.00
		<b>Project Total</b>					<b>\$46,000.00</b>	<b>\$46,000.00</b>	<b>\$0.00</b>
	26	PS-HOMELESS OUTREACH	9356	HOMELESS OUTREACH	Completed	CDBG	\$123,743.00	\$123,743.00	\$0.00
		<b>Project Total</b>					<b>\$123,743.00</b>	<b>\$123,743.00</b>	<b>\$0.00</b>
	27	PS-OFFENDER RE-ENTRY PROGRAM-CAO	9357	OFFENDER RE-ENTRY PROGRAM -CAO	Completed	CDBG	\$93,276.00	\$93,276.00	\$0.00
		<b>Project Total</b>					<b>\$93,276.00</b>	<b>\$93,276.00</b>	<b>\$0.00</b>
	28	PS-OFFENDER RE-ENTRY PROGRAM-EHS	9358	OFFENDER RE-ENTRY PROGRAM -EHS	Completed	CDBG	\$113,979.56	\$113,979.56	\$0.00
		<b>Project Total</b>					<b>\$113,979.56</b>	<b>\$113,979.56</b>	<b>\$0.00</b>
	29	PS-PARENTING AND EARLY CHILDHOOD DEVELOPMENT	9364	PARENTING & EARLY CHILDHOOD DEVELOPMENT	Completed	CDBG	\$25,000.00	\$25,000.00	\$0.00
		<b>Project Total</b>					<b>\$25,000.00</b>	<b>\$25,000.00</b>	<b>\$0.00</b>
	30	PS-SOUTH DALLAS/FAIR PARK COMMUNITY COURT	9365	SOUTH DALLS/FAIR PARK COMMUNITY COURT	Completed	CDBG	\$324,864.00	\$324,864.00	\$0.00
			10188	RESNTL DEV AQC LOAN PROG- ST.PHILLIP	Canceled	CDBG	\$0.00	\$0.00	\$0.00
		<b>Project Total</b>					<b>\$324,864.00</b>	<b>\$324,864.00</b>	<b>\$0.00</b>

U.S. Department of Housing and Urban Development  
 Office of Community Planning and Development  
 Integrated Disbursement and Information System  
 List of Activities By Program Year And Project  
 DALLAS, TX

Funding Agency: DALLAS

Plan Year	IDIS Project	Project	IDIS Activity ID	Activity Name	Activity Status	Program	Funded Amount	Draw Amount	Balance
2007	31	PS-SOCIAL SERVICES AND OUTREACH PROGRAM	9366	SOCIAL SERVICES AND OUTREACH PROGRAM	Completed	CDBG	\$31,324.00	\$31,324.00	\$0.00
		<b>Project Total</b>					<b>\$31,324.00</b>	<b>\$31,324.00</b>	<b>\$0.00</b>
	32	PS-CHILD CARE DEVELOPMENT TRAINING PROGRAM	9371	CHILD CARE DEVELOPMENT TRAINING PROGRAM	Completed	CDBG	\$28,541.00	\$28,541.00	\$0.00
		<b>Project Total</b>					<b>\$28,541.00</b>	<b>\$28,541.00</b>	<b>\$0.00</b>
	33	PS-RECRUITMENT AND JOB TRAINING PROGRAM	9372	RECRUITMENT AND JOB-TRAINING PROGRAM	Completed	CDBG	\$24,999.93	\$24,999.93	\$0.00
		<b>Project Total</b>					<b>\$24,999.93</b>	<b>\$24,999.93</b>	<b>\$0.00</b>
	34	PS-COMMUNITY YOUTH AND SENIOR PROGRAM (WEST OAK CLIFF)	9373	COMMUNITY YOUTH AND SENIOR PROGRAM (WOC)	Completed	CDBG	\$16,000.00	\$16,000.00	\$0.00
		<b>Project Total</b>					<b>\$16,000.00</b>	<b>\$16,000.00</b>	<b>\$0.00</b>
	35	HOUSING-RELOCATION ASSISTANCE	9374	RELOCATION ASSISTANCE	Completed	CDBG	\$520,678.56	\$520,678.56	\$0.00
		<b>Project Total</b>					<b>\$520,678.56</b>	<b>\$520,678.56</b>	<b>\$0.00</b>
	36	HOUSING-HOUSING DEVELOPMENT SUPPORT	9326	HOUSING DEVELOPMENT SUPPORT	Completed	CDBG	\$840,178.00	\$840,178.00	\$0.00
		<b>Project Total</b>					<b>\$840,178.00</b>	<b>\$840,178.00</b>	<b>\$0.00</b>
	37	HOUSING-MORTGAGE ASSISTANCE PROGRAM	9336	MORTGAGE ASSISTANCE PROGRAM CD07 2892	Completed	CDBG	\$300,000.00	\$300,000.00	\$0.00
			9902	MORTGAGE ASSIST PROG-CITYWIDE 06R2/8682	Completed	CDBG	\$1,000,000.00	\$1,000,000.00	\$0.00
		<b>Project Total</b>					<b>\$1,300,000.00</b>	<b>\$1,300,000.00</b>	<b>\$0.00</b>
	38	HOUSING-RESIDENTIAL DEVELOPMENT ACQUISITION LOAN PROGRAM	9347	RESIDENTIAL DEV ACQ LOAN PROG CD07 2888	Open	CDBG	\$825,000.00	\$825,000.00	\$0.00
		<b>Project Total</b>					<b>\$825,000.00</b>	<b>\$825,000.00</b>	<b>\$0.00</b>
	39	HOUSING-HOUSING ASSISTANCE SUPPORT	9348	HOUSING ASSISTANCE SUPPORT	Completed	CDBG	\$1,823,854.09	\$1,823,854.09	\$0.00
		<b>Project Total</b>					<b>\$1,823,854.09</b>	<b>\$1,823,854.09</b>	<b>\$0.00</b>
	40	HOUSING-BASIC HOME REPAIR PROGRAM	9349	BASIC HOME REPAIR PROGRAM	Canceled	CDBG	\$0.00	\$0.00	\$0.00
			9350	BASIC HOME REPAIR PROGRAM	Canceled	CDBG	\$0.00	\$0.00	\$0.00
		<b>Project Total</b>					<b>\$0.00</b>	<b>\$0.00</b>	<b>\$0.00</b>
	41	HOUSING-SOUTH DALLAS/FAIR PARK-MINOR HOME REPAIR PROGRAM	9351	SOUTH DALLAS/FPARK-MINOR HOME REPAIR PRG CD07 2887	Canceled	CDBG	\$0.00	\$0.00	\$0.00
		<b>Project Total</b>					<b>\$0.00</b>	<b>\$0.00</b>	<b>\$0.00</b>
	42	HOUSING-MINOR PLUMBING REPAIR/REPLACEMENT PROGRAM	9352	MINOR PLUMBING REPAIR/REPLACEMENT PRGM	Completed	CDBG	\$20,000.00	\$20,000.00	\$0.00
		<b>Project Total</b>					<b>\$20,000.00</b>	<b>\$20,000.00</b>	<b>\$0.00</b>
	43	HOUSING-MINOR HOME REPAIR	9359	RECONSTRUCTION/SHARE PROGRAM CD07 2894	Open	CDBG	\$3,282,894.00	\$3,202,412.81	\$80,481.19
		<b>Project Total</b>					<b>\$3,282,894.00</b>	<b>\$3,202,412.81</b>	<b>\$80,481.19</b>
	45	HOUSING-DEDICATED SAFE II EXP. CODE INSP./CODE COMPLIANCE	9375	DED SAFE II CODE/CODE COMPLIANCE	Completed	CDBG	\$95,929.00	\$95,929.00	\$0.00
		<b>Project Total</b>					<b>\$95,929.00</b>	<b>\$95,929.00</b>	<b>\$0.00</b>

U.S. Department of Housing and Urban Development  
 Office of Community Planning and Development  
 Integrated Disbursement and Information System  
 List of Activities By Program Year And Project  
 DALLAS, TX

Funding Agency: DALLAS

Plan Year	IDIS Project	Project	IDIS Activity ID	Activity Name	Activity Status	Program	Funded Amount	Draw Amount	Balance
2007	46	HOUSING-DEDICATED SAFE II EXP. CODE INSP./FIRE DEPARTMENT	9361	DEDICATED SAFE II EXP.CODE INSP/FIRE DPT	Completed	CDBG	\$134,170.00	\$134,170.00	\$0.00
		<b>Project Total</b>					<b>\$134,170.00</b>	<b>\$134,170.00</b>	<b>\$0.00</b>
	47	HOUSING-DEDICATED SAFE II EXP. CODE INSP./POLICE DEPARTMENT	9362	DEDICATED SAFE II EXP.CODE INSP/POLICE	Completed	CDBG	\$59,413.37	\$59,413.37	\$0.00
		<b>Project Total</b>					<b>\$59,413.37</b>	<b>\$59,413.37</b>	<b>\$0.00</b>
	48	HOUSING-COMMUNITY PROSECION PROGRAM-NORTH OAK CLIFF	9363	COMMUNITY PROSECUTION -NORTH OAK CLIFF	Completed	CDBG	\$81,269.00	\$81,269.00	\$0.00
		<b>Project Total</b>					<b>\$81,269.00</b>	<b>\$81,269.00</b>	<b>\$0.00</b>
	49	HOUSING-NEIGHBORHOOD INVESTMENT PROGRAM/COMMUNITY PROSECUTOR	9367	NEIGHBORHOOD INVESTMENT PRGM/COMM PROSEC	Completed	CDBG	\$326,390.00	\$326,390.00	\$0.00
		<b>Project Total</b>					<b>\$326,390.00</b>	<b>\$326,390.00</b>	<b>\$0.00</b>
	50	HOUSING-NEIGHBORHOOD INVESTMENT PROGRAM/CODE COMPLIANCE	9376	N.I.P. PROGRAM/CODE COMPLIANCE	Completed	CDBG	\$162,971.82	\$162,971.82	\$0.00
		<b>Project Total</b>					<b>\$162,971.82</b>	<b>\$162,971.82</b>	<b>\$0.00</b>
	51	HOUSING-COMMUNITY PROSECUTION PROGRAM-OLD EAST DALLAS	9368	COMMUNITY PROSECUTION-OLD EAST DALLAS	Completed	CDBG	\$100,410.00	\$100,410.00	\$0.00
		<b>Project Total</b>					<b>\$100,410.00</b>	<b>\$100,410.00</b>	<b>\$0.00</b>
	52	HOUSING-COMMUNITY PROSECUTION PROGRAM-OAK LAWN	9369	COMMUNITY PROSECUTION PRGM-OAK LAWN	Completed	CDBG	\$94,248.00	\$94,248.00	\$0.00
		<b>Project Total</b>					<b>\$94,248.00</b>	<b>\$94,248.00</b>	<b>\$0.00</b>
	53	HOUSING-COMMUNITY PROSECUTION PROGRAM-PLEASANT GROVE	9370	COMMUNITY PROSECUTION PRGM-PLEASANT GLOV	Completed	CDBG	\$76,913.00	\$76,913.00	\$0.00
		<b>Project Total</b>					<b>\$76,913.00</b>	<b>\$76,913.00</b>	<b>\$0.00</b>
	54	EDD-BUSINESS LOAN PROGRAM	9791	ON-TARGET SUPPLIES & LOGISTICS,LTD	Completed	CDBG	\$300,000.00	\$300,000.00	\$0.00
		<b>Project Total</b>					<b>\$300,000.00</b>	<b>\$300,000.00</b>	<b>\$0.00</b>
	55	EDD-REVOLVING BUSINESS LOAN PROGRAM/STAFF SUPPORT	9785	SDDC DIRECT DELIVERY EXP - RL PI	Completed	CDBG	\$201,376.08	\$201,376.08	\$0.00
		<b>Project Total</b>					<b>\$201,376.08</b>	<b>\$201,376.08</b>	<b>\$0.00</b>
	56	EDD-ECO. DEV. CAPACITY BUILDING FOR NON-PROFIT ORGANIZATIONS	9313	BUSINESS DEVLPMNT DIRECT PROG. DELIVERY	Canceled	CDBG	\$0.00	\$0.00	\$0.00
		<b>Project Total</b>					<b>\$0.00</b>	<b>\$0.00</b>	<b>\$0.00</b>
	57	EDD-BAC#1 GREATER DALLAS HISPANIC CHAMBER OF COMMERCE	9320	BAC#1 GRTR DALLAS HISP. CHMBR OF COMM.	Completed	CDBG	\$80,000.00	\$80,000.00	\$0.00
		<b>Project Total</b>					<b>\$80,000.00</b>	<b>\$80,000.00</b>	<b>\$0.00</b>
	58	EDD-BAC#2 INNERCITY COMMUNITY DEVELOPMENT CORPORATION (ICDC)	9325	BAC #2 INNERCITY CDC	Completed	CDBG	\$80,000.00	\$80,000.00	\$0.00
		<b>Project Total</b>					<b>\$80,000.00</b>	<b>\$80,000.00</b>	<b>\$0.00</b>



U.S. Department of Housing and Urban Development  
 Office of Community Planning and Development  
 Integrated Disbursement and Information System  
 List of Activities By Program Year And Project  
 DALLAS, TX

Funding Agency: DALLAS

Plan Year	IDIS Project	Project	IDIS Activity ID	Activity Name	Activity Status	Program	Funded Amount	Draw Amount	Balance
2007	59	EDD-BAC#3 GREATER DALLAS HISPANIC CHAMBER OF COMMERCE	9327	BAC #3 GRTR DALLAS HISP. CHMBR OF COMM.	Completed	CDBG	\$76,729.00	\$76,729.00	\$0.00
		<b>Project Total</b>					<b>\$76,729.00</b>	<b>\$76,729.00</b>	<b>\$0.00</b>
	60	EDD-BAC#4 GREATER DALLAS HISPANIC CHAMBER OF COMMERCE	9328	BAC #4 GRTR DALLAS HISP. CHMBR OF COMM.	Completed	CDBG	\$78,123.00	\$78,123.00	\$0.00
		<b>Project Total</b>					<b>\$78,123.00</b>	<b>\$78,123.00</b>	<b>\$0.00</b>
	61	EDD-BAC#5 MBA CONSULTANTS	9329	BAC #5 MBA CONSULTANTS	Completed	CDBG	\$80,000.00	\$80,000.00	\$0.00
		<b>Project Total</b>					<b>\$80,000.00</b>	<b>\$80,000.00</b>	<b>\$0.00</b>
	62	EDD-BAC#6 GREATER DALLAS ASIAN AMERICAN CHAMBER OF COMMERCE	9330	BAC#6 GRTR DALLAS ASIAN AMER CHBR OF COM	Completed	CDBG	\$76,910.97	\$76,910.97	\$0.00
		<b>Project Total</b>					<b>\$76,910.97</b>	<b>\$76,910.97</b>	<b>\$0.00</b>
	63	FAIR HOUSING-FAIR HOUSING ENFORCEMENT	9305	FAIR HOUSING ENFORCEMENT	Completed	CDBG	\$511,050.00	\$511,050.00	\$0.00
		<b>Project Total</b>					<b>\$511,050.00</b>	<b>\$511,050.00</b>	<b>\$0.00</b>
	64	P/P/OVERSIGHT-CONSOLIDATED PLAN/CITIZEN PART. & CDC SUPPORT	9308	CONSOLIDATED PLAN/CITIZEN PART & CDC SUP	Completed	CDBG	\$643,439.00	\$643,439.00	\$0.00
		<b>Project Total</b>					<b>\$643,439.00</b>	<b>\$643,439.00</b>	<b>\$0.00</b>
	65	P/P/OVERSIGHT-GRANT COMPLIANCE/MONITORING	9310	GRANT COMPLIANCE	Completed	CDBG	\$700,103.66	\$700,103.66	\$0.00
		<b>Project Total</b>					<b>\$700,103.66</b>	<b>\$700,103.66</b>	<b>\$0.00</b>
	66	P/P/OVERSIGHT-ENVIRONMENTAL HEALTH CONTRACT MONITORING	9312	ENVIRONMENTAL HEALTH CONTRACT MONITORING	Completed	CDBG	\$442,672.00	\$442,672.00	\$0.00
		<b>Project Total</b>					<b>\$442,672.00</b>	<b>\$442,672.00</b>	<b>\$0.00</b>
	67	P/P/OVERSIGHT-HOUSING MANAGEMENT SUPPORT	9314	HOUSING MANAGEMENT SUPPORT	Completed	CDBG	\$748,210.91	\$748,210.91	\$0.00
		<b>Project Total</b>					<b>\$748,210.91</b>	<b>\$748,210.91</b>	<b>\$0.00</b>
	68	P/P/OVERSIGHT-CODE COMPLIANCE MANAGEMENT SUPPORT	9377	CODE COMPLIANCE MANAGEMENT SUPPORT	Completed	CDBG	\$77,563.00	\$77,563.00	\$0.00
		<b>Project Total</b>					<b>\$77,563.00</b>	<b>\$77,563.00</b>	<b>\$0.00</b>
	69	P/P/OVERSIGHT-ECONOMIC DEVELOPMENT PROGRAM SUPPORT	9316	ECONOMIC DEVELOPMENT PROGRAM SUPPORT	Completed	CDBG	\$189,557.89	\$189,557.89	\$0.00
		<b>Project Total</b>					<b>\$189,557.89</b>	<b>\$189,557.89</b>	<b>\$0.00</b>
	70	P/P/OVERSIGHT-PARKS AND RECREATION	9317	PARKS AND RECREATION	Completed	CDBG	\$62,671.00	\$62,671.00	\$0.00
		<b>Project Total</b>					<b>\$62,671.00</b>	<b>\$62,671.00</b>	<b>\$0.00</b>
	71	P/P/OVERSIGHT-COMM. PROSECUTION/COURT MANAGEMENT PRG. SUPPT.	9319	COMMUNITY PROSECUTION MGMT PROGRAM	Completed	CDBG	\$139,316.00	\$139,316.00	\$0.00
		<b>Project Total</b>					<b>\$139,316.00</b>	<b>\$139,316.00</b>	<b>\$0.00</b>
	72	P/P/OVERSIGHT-NEIGHBORHOOD INVESTMENT PROGRAM-SUPPORT	9321	NEIGHBORHOOD INVESTMENT PROGRAM-SUPPORT	Completed	CDBG	\$8,900.00	\$8,900.00	\$0.00

U.S. Department of Housing and Urban Development  
 Office of Community Planning and Development  
 Integrated Disbursement and Information System  
 List of Activities By Program Year And Project  
 DALLAS, TX

Funding Agency: DALLAS

Plan Year	IDIS Project	Project	IDIS Activity ID	Activity Name	Activity Status	Program	Funded Amount	Draw Amount	Balance
2007	72	<b>Project Total</b>					<b>\$8,900.00</b>	<b>\$8,900.00</b>	<b>\$0.00</b>
	77	HOME-MORTGAGE ASSISTANCE PROGRAM	9526	2021 KRAFT	Canceled	CDBG	\$0.00	\$0.00	\$0.00
			9821	6704 MATTNEY CIRCLE	Open	CDBG	\$0.00	\$0.00	\$0.00
		<b>Project Total</b>					<b>\$0.00</b>	<b>\$0.00</b>	<b>\$0.00</b>
	78	HOME-REPLACEMENT HOUSING/S.H.A.R.E	9795	4034 KOSTNER	Canceled	CDBG	\$0.00	\$0.00	\$0.00
		<b>Project Total</b>					<b>\$0.00</b>	<b>\$0.00</b>	<b>\$0.00</b>
	81	ADDI-AMERICAN DREAM DOWN-PAYMENT INITIATIVE PROGRAM	9499	4815 ZELAND	Canceled	CDBG	\$0.00	\$0.00	\$0.00
		<b>Project Total</b>					<b>\$0.00</b>	<b>\$0.00</b>	<b>\$0.00</b>
	102	HOUSING CRISIS CENTER	9400	HOUSING CRISIS CENTER - ESSENTIAL	Open	CDBG	\$0.00	\$0.00	\$0.00
		<b>Project Total</b>					<b>\$0.00</b>	<b>\$0.00</b>	<b>\$0.00</b>
	125	HOME - CITY TENANT BASED RENTAL ASSISTANCE	9431	TENANT BASED RENTAL ASSISTANCE	Open	CDBG	\$0.00	\$0.00	\$0.00
		<b>Project Total</b>					<b>\$0.00</b>	<b>\$0.00</b>	<b>\$0.00</b>
	131	PI-NEIGHBORHOOD INVESTMENT PROGRAM INFRASTRUCTURE	9771	NIP INFRASTRUCTURE	Open	CDBG	\$925,000.00	\$483,756.60	\$441,243.40
		<b>Project Total</b>					<b>\$925,000.00</b>	<b>\$483,756.60</b>	<b>\$441,243.40</b>
		<b>Program Total</b>				<b>CDBG</b>	<b>\$18,682,180.82</b>	<b>\$18,160,456.23</b>	<b>\$521,724.59</b>
		<b>2007 Total</b>					<b>\$18,682,180.82</b>	<b>\$18,160,456.23</b>	<b>\$521,724.59</b>
2008	1	PS-AFRICAN AMERICAN MUSEUM YOUTH ENRICHMENT PROGRAM	9822	AFRICAN AMERICAN MUSEUM YOUTH ENRICHMENT	Completed	CDBG	\$46,000.00	\$46,000.00	\$0.00
		<b>Project Total</b>					<b>\$46,000.00</b>	<b>\$46,000.00</b>	<b>\$0.00</b>
	2	PS-AFTER-SCHOOL/SUMMER OUTREACH PROGRAM-ELE. SCHOOL SITES	9823	AFTER-SCHOOL/SUMMER OUTREACH PROGRAM	Completed	CDBG	\$437,977.00	\$437,977.00	\$0.00
		<b>Project Total</b>					<b>\$437,977.00</b>	<b>\$437,977.00</b>	<b>\$0.00</b>
	3	PS-AFTER-SCHOOL/SUMMER OUTREACH PROGRAM-COMM. CENTER SITES	9824	AFTER-SCHOOL/SUMMER OUTREACH PROGRAM	Completed	CDBG	\$104,794.00	\$104,794.00	\$0.00
		<b>Project Total</b>					<b>\$104,794.00</b>	<b>\$104,794.00</b>	<b>\$0.00</b>
	4	PS-CHILD CARE SERVICES PROGRAM	9825	CHILD CARE SERVICES PROGRAM	Completed	CDBG	\$210,145.35	\$210,145.35	\$0.00
		<b>Project Total</b>					<b>\$210,145.35</b>	<b>\$210,145.35</b>	<b>\$0.00</b>
	5	PS-CITY CHILD CARE SERVICES PROGRAM	9827	CITY CHILD CARE SERVICES	Completed	CDBG	\$290,265.95	\$290,265.95	\$0.00
		<b>Project Total</b>					<b>\$290,265.95</b>	<b>\$290,265.95</b>	<b>\$0.00</b>
	6	PS-ARTS EDUCATION PROGRAM	9830	ARTS EDUCATION PROGRAM	Completed	CDBG	\$16,000.00	\$16,000.00	\$0.00
		<b>Project Total</b>					<b>\$16,000.00</b>	<b>\$16,000.00</b>	<b>\$0.00</b>
	7	PS-SUMMER YOUTH PROGRAM	9833	SUMMER YOUTH PROGRAM	Completed	CDBG	\$56,083.12	\$56,083.12	\$0.00
		<b>Project Total</b>					<b>\$56,083.12</b>	<b>\$56,083.12</b>	<b>\$0.00</b>
	8	PS-ADOLESCENT SUBSTANCE ABUSE-INPATIENT	9834	ADOLESCENT SUBSTANCE ABUSE-INPATIENT	Completed	CDBG	\$65,000.00	\$65,000.00	\$0.00

U.S. Department of Housing and Urban Development  
 Office of Community Planning and Development  
 Integrated Disbursement and Information System  
 List of Activities By Program Year And Project  
 DALLAS, TX

Funding Agency: DALLAS

Plan Year	IDIS Project	Project	IDIS Activity ID	Activity Name	Activity Status	Program	Funded Amount	Draw Amount	Balance
2008	8	<b>Project Total</b>					<b>\$65,000.00</b>	<b>\$65,000.00</b>	<b>\$0.00</b>
	9	PS-CLINICAL DENTAL CARE PROGRAM	9836	CLINICAL DENTAL CARE PROGRAM	Completed	CDBG	\$200,000.00	\$200,000.00	\$0.00
		<b>Project Total</b>					<b>\$200,000.00</b>	<b>\$200,000.00</b>	<b>\$0.00</b>
	10	PS-CITY GERIATRIC HEALTH	9839	CITY GERIATRIC HEALTH	Completed	CDBG	\$115,487.00	\$115,487.00	\$0.00
		<b>Project Total</b>					<b>\$115,487.00</b>	<b>\$115,487.00</b>	<b>\$0.00</b>
	11	PS-CITY CRISIS INTERVENTION	9841	CITY CRISIS INTERVENTION	Completed	CDBG	\$130,384.00	\$130,384.00	\$0.00
		<b>Project Total</b>					<b>\$130,384.00</b>	<b>\$130,384.00</b>	<b>\$0.00</b>
	12	PS-CITY OFFICE OF SENIOR AFFAIRS	9844	CITY OFFICE OF SENIOR AFFAIRS	Completed	CDBG	\$155,912.51	\$155,912.51	\$0.00
		<b>Project Total</b>					<b>\$155,912.51</b>	<b>\$155,912.51</b>	<b>\$0.00</b>
	13	PS-SENIOR SERVICES PROGRAM	9846	SENIOR SERVICES PROGRAM	Completed	CDBG	\$85,000.00	\$85,000.00	\$0.00
		<b>Project Total</b>					<b>\$85,000.00</b>	<b>\$85,000.00</b>	<b>\$0.00</b>
	14	PS-TEMPORARY EMERGENCY HOUSING	9847	TEMPORARY EMERGENCY HOUSING	Completed	CDBG	\$25,000.00	\$25,000.00	\$0.00
		<b>Project Total</b>					<b>\$25,000.00</b>	<b>\$25,000.00</b>	<b>\$0.00</b>
	15	PS-TEEN VIOLENCE-VICTIM OUTREACH	9858	TEEN VIOLENCE-VICTIM OUTREACH	Completed	CDBG	\$31,000.00	\$31,000.00	\$0.00
		<b>Project Total</b>					<b>\$31,000.00</b>	<b>\$31,000.00</b>	<b>\$0.00</b>
	16	PS-HOMELESS OUTREACH	9860	HOMELESS OUTREACH	Completed	CDBG	\$118,198.33	\$118,198.33	\$0.00
		<b>Project Total</b>					<b>\$118,198.33</b>	<b>\$118,198.33</b>	<b>\$0.00</b>
	17	PS-OFFENDER RE-ENTRY PROGRAM (ATT)	9862	OFFENDER RE-ENTRY PROGRAM (ATT)	Completed	CDBG	\$77,531.00	\$77,531.00	\$0.00
		<b>Project Total</b>					<b>\$77,531.00</b>	<b>\$77,531.00</b>	<b>\$0.00</b>
	18	PS-OFFENDER RE-ENTRY PROGRAM (EHS)	9864	OFFENDER RE-ENTRY PROGRAM (EHS)	Completed	CDBG	\$101,224.77	\$101,224.77	\$0.00
		<b>Project Total</b>					<b>\$101,224.77</b>	<b>\$101,224.77</b>	<b>\$0.00</b>
	19	PS-PARENTING AND EARLY CHILDHOOD DEVELOPMENT	9867	PARENTING & EARLY CHILDHOOD DEVELOPMENT	Completed	CDBG	\$25,000.00	\$25,000.00	\$0.00
		<b>Project Total</b>					<b>\$25,000.00</b>	<b>\$25,000.00</b>	<b>\$0.00</b>
	20	PS-SOUTH DALLAS/FAIR PARK COMMUNITY COURT	9870	SOUTH DALLAS/FAIR PARK COMMUNITY COURT	Completed	CDBG	\$294,983.86	\$294,983.86	\$0.00
		<b>Project Total</b>					<b>\$294,983.86</b>	<b>\$294,983.86</b>	<b>\$0.00</b>
	21	PS-COMMUNITY YOUTH AND SENIOR PROGRAM (WEST OAK CLIFF)	9872	COMMUNITY YOUTH AND SENIOR PROGRAM (WOC)	Completed	CDBG	\$26,000.00	\$26,000.00	\$0.00
		<b>Project Total</b>					<b>\$26,000.00</b>	<b>\$26,000.00</b>	<b>\$0.00</b>
	22	HOUSING-RELOCATION ASSISTANCE	9873	RELOCATION ASSISTANCE	Completed	CDBG	\$499,852.81	\$499,852.81	\$0.00
		<b>Project Total</b>					<b>\$499,852.81</b>	<b>\$499,852.81</b>	<b>\$0.00</b>
	23	HOUSING-HOUSING DEVELOPMENT SUPPORT	9874	HOUSING DEVELOPMENT SUPPORT	Completed	CDBG	\$1,011,762.14	\$1,011,762.14	\$0.00
		<b>Project Total</b>					<b>\$1,011,762.14</b>	<b>\$1,011,762.14</b>	<b>\$0.00</b>
	24	HOUSING-MORTGAGE ASSISTANCE PROGRAM (MINOR REPAIR)	9875	MORTGAGE ASSISTANCE PROGRAM MINOR REPAIR CD08/301A	Completed	CDBG	\$300,000.00	\$300,000.00	\$0.00

U.S. Department of Housing and Urban Development  
 Office of Community Planning and Development  
 Integrated Disbursement and Information System  
 List of Activities By Program Year And Project  
 DALLAS, TX

Funding Agency: DALLAS

Plan Year	IDIS Project	Project	IDIS Activity ID	Activity Name	Activity Status	Program	Funded Amount	Draw Amount	Balance
2008	24	<b>Project Total</b>					<b>\$300,000.00</b>	<b>\$300,000.00</b>	<b>\$0.00</b>
	25	HOUSING-HOUSING SERVICES PROGRAM	9876	HOUSING SERVICES PROGRAM	Open	CDBG	\$100,000.00	\$84,477.87	\$15,522.13
		<b>Project Total</b>					<b>\$100,000.00</b>	<b>\$84,477.87</b>	<b>\$15,522.13</b>
	26	HOUSING-RESIDENTIAL DEVELOPMENT ACQUISITION LOAN PROGRAM	9877	HOUSING RDALP CD08 297A	Open	CDBG	\$825,000.00	\$575,329.43	\$249,670.57
		<b>Project Total</b>					<b>\$825,000.00</b>	<b>\$575,329.43</b>	<b>\$249,670.57</b>
	27	HOUSING-HOUSING ASSISTANCE SUPPORT	9878	HOUSING ASSISTANCE SUPPORT	Completed	CDBG	\$1,860,823.96	\$1,860,823.96	\$0.00
		<b>Project Total</b>					<b>\$1,860,823.96</b>	<b>\$1,860,823.96</b>	<b>\$0.00</b>
	28	HOUSING-MAJOR SYSTEMS REPAIR PROGRAM	5754	MINOR HOME REPAIR PROGAM 0R02 2431	Completed	CDBG	\$1,100,000.00	\$1,100,000.00	\$0.00
			9360	MAJOR SYSTEMS REPAIR PROGRAM CD07 2895	Open	CDBG	\$1,231,225.00	\$1,226,160.10	\$5,064.90
		<b>Project Total</b>					<b>\$2,331,225.00</b>	<b>\$2,326,160.10</b>	<b>\$5,064.90</b>
	29	HOUSING-SOUTH DALLAS/FAIR PARK MAJOR SYSTEMS REPAIR PROGRAM	9880	SOUTH DALLAS/FAIR PARK MAJOR SYSTEMS R P CD08 296A	Completed	CDBG	\$58,577.63	\$58,577.63	\$0.00
		<b>Project Total</b>					<b>\$58,577.63</b>	<b>\$58,577.63</b>	<b>\$0.00</b>
	30	HOUSING-MINOR PLUMBING REPAIR/REPLACEMENT PROGRAM	9881	MINOR PLUMBING REPAIR/REPLACEMENT PROG.	Completed	CDBG	\$30,000.00	\$30,000.00	\$0.00
		<b>Project Total</b>					<b>\$30,000.00</b>	<b>\$30,000.00</b>	<b>\$0.00</b>
	31	HOUSING-RECONSTRUCTION/SHARE PROGRAM	9882	RECONSTRUCTIN/SHARE PROGRAM CD08 304A	Open	CDBG	\$2,281,740.00	\$1,930,066.00	\$351,674.00
			9883	RECONSTRUCTION/SHARE PROGRAM, 07RP 305A	Open	CDBG	\$1,314,346.00	\$1,178,490.26	\$135,855.74
			10174	RECONSTRUCTION/SHARE (REPROGRAMMING) 08R3 377A	Completed	CDBG	\$19,393.16	\$19,393.16	\$0.00
			10175	RECONSTRUCTION/SHARE (REPROGRAMMING) 08R3 378A	Open	CDBG	\$335,554.27	\$323,445.57	\$12,108.70
		<b>Project Total</b>					<b>\$3,951,033.43</b>	<b>\$3,451,394.99</b>	<b>\$499,638.44</b>
	32	HOUSING-DEDICATED SAFE II EXP. CODE INSPEC./CODE COMPLIANCE	9826	DEDICATED SAFELL EXPANSION CODE INSPECT	Completed	CDBG	\$52,790.01	\$52,790.01	\$0.00
		<b>Project Total</b>					<b>\$52,790.01</b>	<b>\$52,790.01</b>	<b>\$0.00</b>
	33	HOUSING-DEDICATED SAFE II EXPAN. CODE INSPECTION/FIRE DEPT.	9828	DEDICATED SAFE II EXPANSION CODE INSPECT	Completed	CDBG	\$89,228.75	\$89,228.75	\$0.00
		<b>Project Total</b>					<b>\$89,228.75</b>	<b>\$89,228.75</b>	<b>\$0.00</b>
	34	HOUSING-DEDICATED SAFE II EXPAN. CODE INSPEC./POLICE DEPT.	9829	DEDICATED SAFE II EXPANSION CODE INSPECT	Completed	CDBG	\$60,336.83	\$60,336.83	\$0.00
		<b>Project Total</b>					<b>\$60,336.83</b>	<b>\$60,336.83</b>	<b>\$0.00</b>
	35	HOUSING-NEIGHBORHOOD INVESTMENT PROGRAM/CODE COMPLIANCE	9831	NEIGHBORHOOD INVESTMENT PROGRAM - CCS	Completed	CDBG	\$166,121.00	\$166,121.00	\$0.00
		<b>Project Total</b>					<b>\$166,121.00</b>	<b>\$166,121.00</b>	<b>\$0.00</b>
	36	HOUSING-NEIGHBORHOOD INVESTMENT PROGRAM/COMMUNITY PROSECUTOR	9832	NEIGHBORHOOD INVESTMENT PROG/COMM PROSEC	Completed	CDBG	\$202,155.98	\$202,155.98	\$0.00
			9835	NEIGHBORHOOD INVESTMENT PROG/COMM PROSEC	Canceled	CDBG	\$0.00	\$0.00	\$0.00

U.S. Department of Housing and Urban Development  
 Office of Community Planning and Development  
 Integrated Disbursement and Information System  
 List of Activities By Program Year And Project  
 DALLAS, TX

Funding Agency: DALLAS

Plan Year	IDIS Project	Project	IDIS Activity ID	Activity Name	Activity Status	Program	Funded Amount	Draw Amount	Balance
2008	36	<b>Project Total</b>					<b>\$202,155.98</b>	<b>\$202,155.98</b>	<b>\$0.00</b>
	37	HOUSING-COMMUNITY PROSECUTION PROGRAM-NORTH OAK CLIFF	9837	COMMUNITY PROSECUTION PROGRAM-NORTH OC	Completed	CDBG	\$72,723.33	\$72,723.33	\$0.00
			9838	COMMUNITY PROSECUTORS PROG-NORTH OAK CLI	Canceled	CDBG	\$0.00	\$0.00	\$0.00
		<b>Project Total</b>					<b>\$72,723.33</b>	<b>\$72,723.33</b>	<b>\$0.00</b>
	38	HOUSING-COMMUNITY PROSECUTION PROGRAM-OAK LAWN	9840	COMMUNITY PROSECUTION PROGRAM -OAK LAWN	Completed	CDBG	\$75,623.04	\$75,623.04	\$0.00
			9842	COMMUNITY PROSECUTION PROG- OAK LAWN CCS	Canceled	CDBG	\$0.00	\$0.00	\$0.00
		<b>Project Total</b>					<b>\$75,623.04</b>	<b>\$75,623.04</b>	<b>\$0.00</b>
	39	HOUSING-COMMUNITY PROSECUTION PROGRAM-OLD EAST DALLAS	9843	COMMUNITY PROSECUTION PROGRAM- OLD EAST	Completed	CDBG	\$76,565.90	\$76,565.90	\$0.00
			9845	COMMUNITY PROSECUTION PROG-OLD EAST DLS	Canceled	CDBG	\$0.00	\$0.00	\$0.00
		<b>Project Total</b>					<b>\$76,565.90</b>	<b>\$76,565.90</b>	<b>\$0.00</b>
	40	HOUSING-COMMUNITY PROSECUTION PROGRAM-PLEASANT GROVE	9848	COMMUNITY PROSECUTION PROG-PLEASANT GRVE	Completed	CDBG	\$76,323.43	\$76,323.43	\$0.00
			9849	COMMUNITY PROSECUTORS PROG- PLEASANT GRV	Canceled	CDBG	\$0.00	\$0.00	\$0.00
		<b>Project Total</b>					<b>\$76,323.43</b>	<b>\$76,323.43</b>	<b>\$0.00</b>
	41	HOUSING-COMMUNITY PROSECUTION PROGRAM-SOUTH CENTRAL	9850	COMMUNITY PROSECUTION PROG-SOUTH CENTRAL	Completed	CDBG	\$54,683.28	\$54,683.28	\$0.00
		<b>Project Total</b>					<b>\$54,683.28</b>	<b>\$54,683.28</b>	<b>\$0.00</b>
	42	HOUSING-COMMUNITY PROSECUTION PROGRAM-SOUTH EAST	9851	COMMUNITY PROSECUTION PROG-SOUTH EAST	Completed	CDBG	\$61,221.02	\$61,221.02	\$0.00
		<b>Project Total</b>					<b>\$61,221.02</b>	<b>\$61,221.02</b>	<b>\$0.00</b>
	43	HOUSING-NEIGHBORHOOD ENHANCEMENT PROGRAM (NEP)	9852	NEIGHBORHOOD ENHANCEMENT PROGRAM (NEP)	Open	CDBG	\$250,000.00	\$115,951.93	\$134,048.07
		<b>Project Total</b>					<b>\$250,000.00</b>	<b>\$115,951.93</b>	<b>\$134,048.07</b>
	44	ECO-BUSINESS LOAN PROGRAM	9788	ZYCOMM INDUSTRIES - CONSTANT MONITORING	Open	CDBG	\$156,574.06	\$156,574.06	\$0.00
			9789	RICHARD HERNANDEZ DBA FOOTGEAR	Open	CDBG	\$75,000.00	\$75,000.00	\$0.00
			9923	TIZOC'S INC. /DBA INTL LANGUAGE & MRKTG	Completed	CDBG	\$65,000.00	\$65,000.00	\$0.00
			10117	ELAINE'S KITCHEN	Completed	CDBG	\$72,850.00	\$72,850.00	\$0.00
			10149	CF&H CORP DBA SOUTH DALLAS NURSING	Completed	CDBG	\$240,000.00	\$240,000.00	\$0.00
			10319	Thrash Memorial Funeral Home	Open	CDBG	\$70,000.00	\$70,000.00	\$0.00
		<b>Project Total</b>					<b>\$679,424.06</b>	<b>\$679,424.06</b>	<b>\$0.00</b>
	45	ECO-BUSINESS LOAN PROGRAM/STAFF SUPPORT	10148	SDDC PROGRAM DELIVERY EXPENSES-RL PI	Open	CDBG	\$216,341.37	\$216,341.37	\$0.00
		<b>Project Total</b>					<b>\$216,341.37</b>	<b>\$216,341.37</b>	<b>\$0.00</b>
	46	ECO-BUSINESS ASSISTANCE CENTER PROGRAM	9853	BUSINESS ASSISTANCE CENTER PROGRAM	Canceled	CDBG	\$0.00	\$0.00	\$0.00
		<b>Project Total</b>					<b>\$0.00</b>	<b>\$0.00</b>	<b>\$0.00</b>
	47	ECO-BUSINESS ASSISTANCE CENTER PROGRAM	9983	BAC#1 GREATER DALLAS HISPANIC CHAMBER	Completed	CDBG	\$80,000.00	\$80,000.00	\$0.00
			9984	BAC#2 INNERCITY COMMUNITY DEVELOPMENT CO	Completed	CDBG	\$73,664.19	\$73,664.19	\$0.00
			9985	BAC#3 GREATER HISPANIC CHAMBER (W.DLS)	Completed	CDBG	\$80,000.00	\$80,000.00	\$0.00
			9986	BAC#4 GREATER HISPANIC CHAMBER (SUNSET)	Completed	CDBG	\$80,000.00	\$80,000.00	\$0.00

U.S. Department of Housing and Urban Development  
 Office of Community Planning and Development  
 Integrated Disbursement and Information System  
 List of Activities By Program Year And Project  
 DALLAS, TX

Funding Agency: DALLAS

Plan Year	IDIS Project	Project	IDIS Activity ID	Activity Name	Activity Status	Program	Funded Amount	Draw Amount	Balance
2008	47	ECO-BUSINESS ASSISTANCE CENTER PROGRAM	9987	BAC#5 MBA CONSULTANTS, INC.	Completed	CDBG	\$80,000.00	\$80,000.00	\$0.00
			9988	BAC#6 GREATER DALLAS ASIAN CHAMBER MULTI	Completed	CDBG	\$80,000.00	\$80,000.00	\$0.00
		<b>Project Total</b>					<b>\$473,664.19</b>	<b>\$473,664.19</b>	<b>\$0.00</b>
	48	PI-NEIGHBORHOOD STREET IMPROVEMENT PETITION GRANT	9854	NEIGHBORHOOD STREET IMPROVEMENT PETITION	Completed	CDBG	\$50,000.00	\$50,000.00	\$0.00
		<b>Project Total</b>					<b>\$50,000.00</b>	<b>\$50,000.00</b>	<b>\$0.00</b>
	49	PI-SIDEWALK IMPROVEMENT PROGRAM	9855	SIDEWALK IMPROVEMENT PROGRAM	Completed	CDBG	\$119,253.00	\$119,253.00	\$0.00
		<b>Project Total</b>					<b>\$119,253.00</b>	<b>\$119,253.00</b>	<b>\$0.00</b>
	50	PI-NEIGHBORHOOD INVESTMENT PROGRAM-INFRASTRUCTURE	9856	NEIGHBORHOOD INVESTMENT PROGRAM - INFRAS	Open	CDBG	\$678,971.00	\$550,774.63	\$128,196.37
		<b>Project Total</b>					<b>\$678,971.00</b>	<b>\$550,774.63</b>	<b>\$128,196.37</b>
	51	FAIR HOUSING-FAIR HOUSING ENFORCEMENT	9857	FAIR HOUSING ENFORCEMENT	Completed	CDBG	\$428,153.00	\$428,153.00	\$0.00
		<b>Project Total</b>					<b>\$428,153.00</b>	<b>\$428,153.00</b>	<b>\$0.00</b>
	52	P/P/O-CONSOLIDATED PLAN/CITIZEN PARTICIPATION & CDC SUPPORT	9859	PLANNING /PROGRAM/OVERSIGHT	Completed	CDBG	\$610,828.00	\$610,828.00	\$0.00
		<b>Project Total</b>					<b>\$610,828.00</b>	<b>\$610,828.00</b>	<b>\$0.00</b>
	53	P/P/O-GRANT COMPLIANCE	9861	GRAND COMPLIANCE	Completed	CDBG	\$668,485.66	\$668,485.66	\$0.00
		<b>Project Total</b>					<b>\$668,485.66</b>	<b>\$668,485.66</b>	<b>\$0.00</b>
	54	P/P/O-ENVIRONMENTAL & HEALTH CONTRACT MONITORING	9863	HEALTH CONTRACT MONITORING - EHS	Completed	CDBG	\$397,650.29	\$397,650.29	\$0.00
		<b>Project Total</b>					<b>\$397,650.29</b>	<b>\$397,650.29</b>	<b>\$0.00</b>
	55	P/P/O-HOUSING MANAGEMENT SUPPORT	9865	HOUSING MANAGEMENT SUPPORT - HOU	Completed	CDBG	\$686,891.90	\$686,891.90	\$0.00
		<b>Project Total</b>					<b>\$686,891.90</b>	<b>\$686,891.90</b>	<b>\$0.00</b>
	56	P/P/O-RELOCATION MANAGEMENT	9866	RELOCATION ASSISTANCE MANAGEMENT SUPPORT	Completed	CDBG	\$57,362.00	\$57,362.00	\$0.00
		<b>Project Total</b>					<b>\$57,362.00</b>	<b>\$57,362.00</b>	<b>\$0.00</b>
	57	P/P/O-ECONOMIC DEVELOPMENT	9868	ECONOMIC DEVELOPMENT -PPO	Completed	CDBG	\$192,056.00	\$192,056.00	\$0.00
		<b>Project Total</b>					<b>\$192,056.00</b>	<b>\$192,056.00</b>	<b>\$0.00</b>
	58	P/P/O-PARKS AND RECREATION	9869	PARKS AND RECREATION - PPO	Completed	CDBG	\$64,119.00	\$64,119.00	\$0.00
		<b>Project Total</b>					<b>\$64,119.00</b>	<b>\$64,119.00</b>	<b>\$0.00</b>
	59	P/P/O-CAO PROSECUTION MANAGEMENT/OVERSIGHT/SUPPORT	9871	CITY ATTORNEY COMMUNITY PROSECUTION MANA	Completed	CDBG	\$148,833.52	\$148,833.52	\$0.00
		<b>Project Total</b>					<b>\$148,833.52</b>	<b>\$148,833.52</b>	<b>\$0.00</b>
	60	HOME/HOUSING ACTIVITY-CHDO DEVELOPMENT LOANS	9908	3413 MARYLAND AVENUE	Canceled	CDBG	\$0.00	\$0.00	\$0.00
			10007	3721 MCBROOM STREET	Canceled	CDBG	\$0.00	\$0.00	\$0.00
			10008	3164 OBANNON STREET	Canceled	CDBG	\$0.00	\$0.00	\$0.00
			10009	7732 ARKAN PARKWAY	Canceled	CDBG	\$0.00	\$0.00	\$0.00
			10010	2810 QUANAH	Canceled	CDBG	\$0.00	\$0.00	\$0.00

U.S. Department of Housing and Urban Development  
 Office of Community Planning and Development  
 Integrated Disbursement and Information System  
 List of Activities By Program Year And Project  
 DALLAS, TX

Funding Agency: DALLAS

Plan Year	IDIS Project	Project	IDIS Activity ID	Activity Name	Activity Status	Program	Funded Amount	Draw Amount	Balance
2008	60	<b>Project Total</b>					<b>\$0.00</b>	<b>\$0.00</b>	<b>\$0.00</b>
	61	HOME/HOUSING ACTIVITY-CHDO OPERATING ASSISTANCE	10204	SCAMMEL/PLEASANT OAKS DEVELOPMENT PROJEC	Canceled	CDBG	\$0.00	\$0.00	\$0.00
		<b>Project Total</b>					<b>\$0.00</b>	<b>\$0.00</b>	<b>\$0.00</b>
	62	HOME/HOUSING ACTIVITY-PROGRAM ADMINISTRATION	10046	HOME PROGRAM ADMINISTRATION	Open	CDBG	\$0.00	\$0.00	\$0.00
		<b>Project Total</b>					<b>\$0.00</b>	<b>\$0.00</b>	<b>\$0.00</b>
	64	HOME/HOUSING ACTIVITY-MORTGAGE ASSISTANCE PROGRAM	10301	4204 MOLER STREET	Completed	CDBG	\$0.00	\$0.00	\$0.00
			10533	4108 SHORELINE DRIVE	Completed	CDBG	\$0.00	\$0.00	\$0.00
			10535	2024 CLEARVIEW CIRCLE	Completed	CDBG	\$0.00	\$0.00	\$0.00
		<b>Project Total</b>					<b>\$0.00</b>	<b>\$0.00</b>	<b>\$0.00</b>
	65	HOME/HOUSING ACTIVITY-RECONSTRUCTION/SHARE	10000	4313 SCURRY STREET	Canceled	CDBG	\$0.00	\$0.00	\$0.00
		<b>Project Total</b>					<b>\$0.00</b>	<b>\$0.00</b>	<b>\$0.00</b>
	68	ADDI/HOUSING ACTIVITY-AMERICAN DREAM DOWN-PAYMENT INITIATIVE	10076	3647 ELISE WAY	Canceled	CDBG	\$0.00	\$0.00	\$0.00
			10077	3007 DORRIS STREET	Canceled	CDBG	\$0.00	\$0.00	\$0.00
			10078	4603 PHILIP AVENUE	Canceled	CDBG	\$0.00	\$0.00	\$0.00
			10079	4802 JOSEPH WILEY STREET	Canceled	CDBG	\$0.00	\$0.00	\$0.00
			10080	4720 JOSEPH WILEY	Canceled	CDBG	\$0.00	\$0.00	\$0.00
			10081	6207 MISTY WOOD DRIVE	Canceled	CDBG	\$0.00	\$0.00	\$0.00
			10082	9643 ALTACREST DRIVE	Canceled	CDBG	\$0.00	\$0.00	\$0.00
		<b>Project Total</b>					<b>\$0.00</b>	<b>\$0.00</b>	<b>\$0.00</b>
	70	ESG/PS ACTIVITY-CONTRACTS-FACILITY OPERATIONS	10218	Public Facilities	Open	CDBG	\$0.00	\$0.00	\$0.00
		<b>Project Total</b>					<b>\$0.00</b>	<b>\$0.00</b>	<b>\$0.00</b>
	87	HOUSING-COMMUNITY PROSECUTION PROGRAM-CODE	9884	COMMUNITY PROSECUTION PROGRAM - CODE	Completed	CDBG	\$245,975.52	\$245,975.52	\$0.00
		<b>Project Total</b>					<b>\$245,975.52</b>	<b>\$245,975.52</b>	<b>\$0.00</b>
	118	NEIGHBORHOOD STREET IMPROVEMENT PETITION GRANT	10112	NEIGHBORHOOD STREET IMPROVEMENT PETITION	Completed	CDBG	\$55,450.00	\$55,450.00	\$0.00
		<b>Project Total</b>					<b>\$55,450.00</b>	<b>\$55,450.00</b>	<b>\$0.00</b>
	119	SIDEWALK IMPROVEMENT PROGRAM	10113	SIDEWALK IMPROVEMENT PROGRAM	Open	CDBG	\$116,731.00	\$71,433.44	\$45,297.56
		<b>Project Total</b>					<b>\$116,731.00</b>	<b>\$71,433.44</b>	<b>\$45,297.56</b>
	120	HISPANIC CONTRACTORS BAC#7	10114	HISPANIC CONTRACTORS BAC#7	Completed	CDBG	\$36,970.00	\$36,970.00	\$0.00
		<b>Project Total</b>					<b>\$36,970.00</b>	<b>\$36,970.00</b>	<b>\$0.00</b>
		<b>Program Total</b>				<b>CDBG</b>	<b>\$20,745,193.94</b>	<b>\$19,667,755.90</b>	<b>\$1,077,438.04</b>
		<b>2008 Total</b>					<b>\$20,745,193.94</b>	<b>\$19,667,755.90</b>	<b>\$1,077,438.04</b>

U.S. Department of Housing and Urban Development  
 Office of Community Planning and Development  
 Integrated Disbursement and Information System  
 List of Activities By Program Year And Project  
 DALLAS, TX

Funding Agency: DALLAS

Plan Year	IDIS Project	Project	IDIS Activity ID	Activity Name	Activity Status	Program	Funded Amount	Draw Amount	Balance
2009	1	African American Museum Youth Enrichment Program	10342	African American Museum Youth Enrichment Program	Completed	CDBG	\$46,000.00	\$46,000.00	\$0.00
		<b>Project Total</b>					<b>\$46,000.00</b>	<b>\$46,000.00</b>	<b>\$0.00</b>
	2	After-School Programs-Elementary Schools & Community Centers	10388	After School/Summer Outreach Program-Elementary School Sites	Completed	CDBG	\$437,977.00	\$437,977.00	\$0.00
		<b>Project Total</b>					<b>\$437,977.00</b>	<b>\$437,977.00</b>	<b>\$0.00</b>
	3	After-School/Summer Outreach Program-Community Center Sites	10346	After-School/SummerOutreach Program-Community Center Sites	Completed	CDBG	\$104,815.00	\$104,815.00	\$0.00
		<b>Project Total</b>					<b>\$104,815.00</b>	<b>\$104,815.00</b>	<b>\$0.00</b>
	4	Child Care Services Program	10452	Boys & Girls Club of Greater Dallas	Completed	CDBG	\$35,500.00	\$35,500.00	\$0.00
			10453	Neighborhood Service Council	Completed	CDBG	\$24,999.84	\$24,999.84	\$0.00
			10454	Open Arms	Completed	CDBG	\$40,865.00	\$40,865.00	\$0.00
			10455	Park South YMCA	Completed	CDBG	\$33,196.50	\$33,196.50	\$0.00
			10456	Vogel Alcove	Completed	CDBG	\$43,985.00	\$43,985.00	\$0.00
			10515	Low Birth Weight Development Center	Completed	CDBG	\$37,500.00	\$37,500.00	\$0.00
		<b>Project Total</b>					<b>\$216,046.34</b>	<b>\$216,046.34</b>	<b>\$0.00</b>
	5	City Child Care Services	10355	City Child Care Services	Completed	CDBG	\$325,000.00	\$325,000.00	\$0.00
		<b>Project Total</b>					<b>\$325,000.00</b>	<b>\$325,000.00</b>	<b>\$0.00</b>
	6	Arts Education Program	10389	Arts Education Program	Completed	CDBG	\$16,000.00	\$16,000.00	\$0.00
		<b>Project Total</b>					<b>\$16,000.00</b>	<b>\$16,000.00</b>	<b>\$0.00</b>
	7	Summer Youth Program	10387	Summer Youth Program	Completed	CDBG	\$56,131.00	\$56,131.00	\$0.00
		<b>Project Total</b>					<b>\$56,131.00</b>	<b>\$56,131.00</b>	<b>\$0.00</b>
	8	Adolescent Substance Abuse-Inpatient	10358	PHOENIX HOUSES OF TEXAS (THE)	Completed	CDBG	\$65,000.00	\$65,000.00	\$0.00
		<b>Project Total</b>					<b>\$65,000.00</b>	<b>\$65,000.00</b>	<b>\$0.00</b>
	9	Clinical Dental Care Program	10390	Clinical Dental Care Program	Completed	CDBG	\$200,000.00	\$200,000.00	\$0.00
		<b>Project Total</b>					<b>\$200,000.00</b>	<b>\$200,000.00</b>	<b>\$0.00</b>
	10	Geriatric Health Services	10398	Geriatric Health Services	Open	CDBG	\$129,677.00	\$116,759.78	\$12,917.22
		<b>Project Total</b>					<b>\$129,677.00</b>	<b>\$116,759.78</b>	<b>\$12,917.22</b>
	12	City Office of Senior Affairs	10361	City Office of Senior Affairs	Completed	CDBG	\$154,884.54	\$154,884.54	\$0.00
		<b>Project Total</b>					<b>\$154,884.54</b>	<b>\$154,884.54</b>	<b>\$0.00</b>
	13	Senior Services Program	10457	LaVoz Del Anciano	Open	CDBG	\$23,451.00	\$22,826.00	\$625.00
			10458	Senior Citizens of Greater Dallas	Completed	CDBG	\$40,333.00	\$40,333.00	\$0.00
			10459	Calumet Community Center Inc.	Completed	CDBG	\$21,216.00	\$21,216.00	\$0.00
		<b>Project Total</b>					<b>\$85,000.00</b>	<b>\$84,375.00</b>	<b>\$625.00</b>
	14	Temporary Emergency Housing	10386	Temporary Emergency Housing	Completed	CDBG	\$14,295.73	\$14,295.73	\$0.00
		<b>Project Total</b>					<b>\$14,295.73</b>	<b>\$14,295.73</b>	<b>\$0.00</b>
	15	Teen Violence-Victim Outreach	10362	Teen Violence Victim Outreach	Completed	CDBG	\$30,999.82	\$30,999.82	\$0.00



U.S. Department of Housing and Urban Development  
 Office of Community Planning and Development  
 Integrated Disbursement and Information System  
 List of Activities By Program Year And Project  
 DALLAS, TX

Funding Agency: DALLAS

Plan Year	IDIS Project	Project	IDIS Activity ID	Activity Name	Activity Status	Program	Funded Amount	Draw Amount	Balance
2009	15	<b>Project Total</b>					<b>\$30,999.82</b>	<b>\$30,999.82</b>	<b>\$0.00</b>
	17	Offender Re-entry Program (ATT)	10385	Offender Re-entry Program (ATT)	Completed	CDBG	\$71,956.46	\$71,956.46	\$0.00
		<b>Project Total</b>					<b>\$71,956.46</b>	<b>\$71,956.46</b>	<b>\$0.00</b>
	18	Offender Re-entry Program (HOU)	10363	Offender Re-entry Program (HOU)	Completed	CDBG	\$110,999.40	\$110,999.40	\$0.00
		<b>Project Total</b>					<b>\$110,999.40</b>	<b>\$110,999.40</b>	<b>\$0.00</b>
	19	Parenting and Early Childhood Development	10391	AVANCE	Completed	CDBG	\$25,000.00	\$25,000.00	\$0.00
			10881	AVANCE	Open	CDBG	\$0.00	\$0.00	\$0.00
		<b>Project Total</b>					<b>\$25,000.00</b>	<b>\$25,000.00</b>	<b>\$0.00</b>
	20	South Dallas/Fair Park Community Court	10383	South Dallas/Fair Park Community Court	Completed	CDBG	\$327,156.77	\$327,156.77	\$0.00
		<b>Project Total</b>					<b>\$327,156.77</b>	<b>\$327,156.77</b>	<b>\$0.00</b>
	21	Small Business Development Training & Mentoring	10324	Small Business Development Training & Mentoring	Canceled	CDBG	\$0.00	\$0.00	\$0.00
			10513	Small Business Development Training&Mentoring	Open	CDBG	\$40,000.00	\$39,597.05	\$402.95
		<b>Project Total</b>					<b>\$40,000.00</b>	<b>\$39,597.05</b>	<b>\$402.95</b>
	22	Relocation Assistance	10392	Relocation Assistance	Open	CDBG	\$319,286.60	\$119,286.60	\$200,000.00
		<b>Project Total</b>					<b>\$319,286.60</b>	<b>\$119,286.60</b>	<b>\$200,000.00</b>
	23	Housing Development Support	10382	Housing Development Support	Completed	CDBG	\$1,017,322.91	\$1,017,322.91	\$0.00
		<b>Project Total</b>					<b>\$1,017,322.91</b>	<b>\$1,017,322.91</b>	<b>\$0.00</b>
	24	Mortgage Assistance Program	10364	Mortgage Assistance Program CD09 643B	Completed	CDBG	\$1,870,000.00	\$1,870,000.00	\$0.00
		<b>Project Total</b>					<b>\$1,870,000.00</b>	<b>\$1,870,000.00</b>	<b>\$0.00</b>
	25	Mortgage Assistance Program-Minor Repair	10393	Mortgage Assistance Program (Minor Repair) CD09 644B	Open	CDBG	\$300,000.00	\$300,000.00	\$0.00
		<b>Project Total</b>					<b>\$300,000.00</b>	<b>\$300,000.00</b>	<b>\$0.00</b>
	26	Housing Services Program	10381	Housing Services Program	Open	CDBG	\$100,000.00	\$66,024.32	\$33,975.68
		<b>Project Total</b>					<b>\$100,000.00</b>	<b>\$66,024.32</b>	<b>\$33,975.68</b>
	27	Residential Development Acquisition Loan Program	10514	Residential Development Acquisition Loan Program	Open	CDBG	\$960,000.00	\$701,231.40	\$258,768.60
		<b>Project Total</b>					<b>\$960,000.00</b>	<b>\$701,231.40</b>	<b>\$258,768.60</b>
	28	Community Based Development Organization (CBDO)	10532	Community Based Development Organization (CBDO)	Open	CDBG	\$700,000.00	\$292,079.35	\$407,920.65
		<b>Project Total</b>					<b>\$700,000.00</b>	<b>\$292,079.35</b>	<b>\$407,920.65</b>
	29	Housing Assistance Support	10380	Housing Assistance Support	Completed	CDBG	\$1,817,403.00	\$1,817,403.00	\$0.00
		<b>Project Total</b>					<b>\$1,817,403.00</b>	<b>\$1,817,403.00</b>	<b>\$0.00</b>
	30	Major Systems Repair Program	9879	MAJOR SYSTEMS REPAIR PROGRAM CD08 302A	Open	CDBG	\$1,230,000.00	\$1,209,016.52	\$20,983.48
			10365	Major systems Repair Program CD09 645B	Open	CDBG	\$1,498,372.00	\$1,477,880.32	\$20,491.68
		<b>Project Total</b>					<b>\$2,728,372.00</b>	<b>\$2,686,896.84</b>	<b>\$41,475.16</b>
	31	South Dallas/Fair Park- Major Systems Repair Program	10394	South Dallas/Fair Park Major Systems Repair Prog CD09 638B	Open	CDBG	\$100,000.00	\$24,600.18	\$75,399.82
		<b>Project Total</b>					<b>\$100,000.00</b>	<b>\$24,600.18</b>	<b>\$75,399.82</b>
	32	Minor Plumbing Repair/Replacement Program	10379	Minor Plumbing Repair/Replacement Program	Completed	CDBG	\$30,000.00	\$30,000.00	\$0.00

U.S. Department of Housing and Urban Development  
 Office of Community Planning and Development  
 Integrated Disbursement and Information System  
 List of Activities By Program Year And Project  
 DALLAS, TX

Funding Agency: DALLAS

Plan Year	IDIS Project	Project	IDIS Activity ID	Activity Name	Activity Status	Program	Funded Amount	Draw Amount	Balance
2009	32	<b>Project Total</b>					<b>\$30,000.00</b>	<b>\$30,000.00</b>	<b>\$0.00</b>
	33	People Helping People-Volunteer Home Repair	10367	People Helping People-Volunteer Home Repair	Open	CDBG	\$1,153,444.00	\$572,014.62	\$581,429.38
		<b>Project Total</b>					<b>\$1,153,444.00</b>	<b>\$572,014.62</b>	<b>\$581,429.38</b>
	34	Dedicated SAFE II Expansion Code Insp./Code Compliance	10395	Dedicated SAFE II Expansion Code Inspection/Code Compliance	Open	CDBG	\$55,857.00	\$55,856.28	\$0.72
		<b>Project Total</b>					<b>\$55,857.00</b>	<b>\$55,856.28</b>	<b>\$0.72</b>
	35	Dedicated SAFE II Expansion Code Inspection/Fire Department	10378	Dedicated SAFE II Expansion Code Inspection/Fire Department	Completed	CDBG	\$73,129.58	\$73,129.58	\$0.00
		<b>Project Total</b>					<b>\$73,129.58</b>	<b>\$73,129.58</b>	<b>\$0.00</b>
	36	Dedicated SAFE II Expansion Code Insp./Police Department	10368	Dedicated SAFE II Expansion Code Inspection/Police Department	Open	CDBG	\$105,112.00	\$104,601.90	\$510.10
		<b>Project Total</b>					<b>\$105,112.00</b>	<b>\$104,601.90</b>	<b>\$510.10</b>
	37	Neighborhood Investment Program/Code Compliance	10396	Neighborhood Investment Program/Code Compliance	Completed	CDBG	\$348,145.78	\$348,145.78	\$0.00
		<b>Project Total</b>					<b>\$348,145.78</b>	<b>\$348,145.78</b>	<b>\$0.00</b>
	38	Community Prosecutor Program (CCS)	10376	Community Prosecution Program (CCS)	Completed	CDBG	\$253,095.76	\$253,095.76	\$0.00
		<b>Project Total</b>					<b>\$253,095.76</b>	<b>\$253,095.76</b>	<b>\$0.00</b>
	39	Neighborhood Enhancement Program (NEP)	10370	Neighborhood Enhancement Program (NEP)	Open	CDBG	\$280,000.00	\$125,194.31	\$154,805.69
		<b>Project Total</b>					<b>\$280,000.00</b>	<b>\$125,194.31</b>	<b>\$154,805.69</b>
	40	Business Loan Program	8111	SDDC ENTITLEMENT FUNDS FOR RL PRGRM	Open	CDBG	\$0.00	\$0.00	\$0.00
			9390	STANLEY'S CATFISH & WINGS	Completed	CDBG	\$36,200.00	\$36,200.00	\$0.00
			9786	CEDRIC B'S BARBER STYLE SHOP	Completed	CDBG	\$65,000.00	\$65,000.00	\$0.00
			9787	ALTO INSURANCE AND TAX SERVICES	Open	CDBG	\$150,000.00	\$150,000.00	\$0.00
			9790	NELSON MASI DBA KASI GROCERY	Completed	CDBG	\$137,662.99	\$137,662.99	\$0.00
			10321	Fronteras Mexican Restaurant, LLC	Canceled	CDBG	\$30,000.00	\$30,000.00	\$0.00
			10685	SDDC Program Delivery -RL PI	Open	CDBG	\$475,017.00	\$475,017.00	\$0.00
			10748	Lantern Dental Clinic, Inc.	Completed	CDBG	\$33,000.00	\$33,000.00	\$0.00
			10782	Dallas Iron Works, Inc.	Open	CDBG	\$150,000.00	\$150,000.00	\$0.00
			10800	RL Processing	Open	CDBG	\$0.00	\$0.00	\$0.00
			10852	Center Auto Sales, LLC.	Open	CDBG	\$35,000.00	\$35,000.00	\$0.00
			10853	Park Place Realty & Property Management LLC	Open	CDBG	\$43,981.00	\$41,011.00	\$2,970.00
			10999	ADI Engineering, Inc.	Open	CDBG	\$270,000.00	\$270,000.00	\$0.00
		<b>Project Total</b>					<b>\$1,425,860.99</b>	<b>\$1,422,890.99</b>	<b>\$2,970.00</b>
	41	Business Assistance Center Program	10357	Business Assistance Center Program #1	Completed	CDBG	\$80,000.00	\$80,000.00	\$0.00
			10359	Business Assistance Center Program #2	Open	CDBG	\$80,000.00	\$79,784.41	\$215.59
			10360	Business Assistance Center Program #3	Completed	CDBG	\$80,000.00	\$80,000.00	\$0.00
			10366	Business Assistance Center Program #4	Completed	CDBG	\$80,000.00	\$80,000.00	\$0.00
			10369	Business Assistance Center Program #5	Open	CDBG	\$80,000.00	\$80,000.00	\$0.00

U.S. Department of Housing and Urban Development  
 Office of Community Planning and Development  
 Integrated Disbursement and Information System  
 List of Activities By Program Year And Project  
 DALLAS, TX

Funding Agency: DALLAS

Plan Year	IDIS Project	Project	IDIS Activity ID	Activity Name	Activity Status	Program	Funded Amount	Draw Amount	Balance
2009	41	Business Assistance Center Program	10372	Business Assistance Center Program #6	Open	CDBG	\$80,000.00	\$79,307.77	\$692.23
			10374	Business Assistance Center Program #7	Completed	CDBG	\$80,000.00	\$80,000.00	\$0.00
			10375	Business Assistance Center Program #8	Open	CDBG	\$0.00	\$0.00	\$0.00
			<b>Project Total</b>				<b>\$560,000.00</b>	<b>\$559,092.18</b>	<b>\$907.82</b>
	42	Neighborhood Street Improvement Petition Grant	10371	Neighborhood Street Improvement Petition Grant	Open	CDBG	\$65,000.00	\$43,473.02	\$21,526.98
				<b>Project Total</b>			<b>\$65,000.00</b>	<b>\$43,473.02</b>	<b>\$21,526.98</b>
	43	Neighborhood Investment Program-Infrastructure	10397	Neighborhood Investment Program-Infrastructure	Open	CDBG	\$1,494,154.00	\$976,371.06	\$517,782.94
			10516	FY 08-09 CDBG Reprogramming Neighborhood Investment Program - Infrastructure	Open	CDBG	\$210,217.00	\$67,821.10	\$142,395.90
				<b>Project Total</b>			<b>\$1,704,371.00</b>	<b>\$1,044,192.16</b>	<b>\$660,178.84</b>
	44	Ferguson Park Trail Improvements	10351	Ferguson Park Trail Improvements	Open	CDBG	\$125,000.00	\$123,966.28	\$1,033.72
				<b>Project Total</b>			<b>\$125,000.00</b>	<b>\$123,966.28</b>	<b>\$1,033.72</b>
	45	Fair Housing Enforcement	10373	Fair Housing Enforcement	Completed	CDBG	\$551,293.00	\$551,293.00	\$0.00
				<b>Project Total</b>			<b>\$551,293.00</b>	<b>\$551,293.00</b>	<b>\$0.00</b>
	46	Consolidated Plan/Citizen Participation & CDC Support	10353	Consolidated Plan/Citizen participation & CDC Support	Completed	CDBG	\$713,841.00	\$713,841.00	\$0.00
			10746	PI Processing	Open	CDBG	\$0.00	\$0.00	\$0.00
			<b>Project Total</b>				<b>\$713,841.00</b>	<b>\$713,841.00</b>	<b>\$0.00</b>
	47	Grant Compliance	10347	Grant Compliance	Completed	CDBG	\$707,082.78	\$707,082.78	\$0.00
				<b>Project Total</b>			<b>\$707,082.78</b>	<b>\$707,082.78</b>	<b>\$0.00</b>
	48	Housing/Community Services Contract Monitoring	10377	Housing/Community Services Contract Monitoring	Completed	CDBG	\$433,278.00	\$433,278.00	\$0.00
				<b>Project Total</b>			<b>\$433,278.00</b>	<b>\$433,278.00</b>	<b>\$0.00</b>
49	Housing/Community Services Management Support	10354	Housing/Community Services Management Support	Completed	CDBG	\$857,440.00	\$857,440.00	\$0.00	
			<b>Project Total</b>			<b>\$857,440.00</b>	<b>\$857,440.00</b>	<b>\$0.00</b>	
50	Relocation Mangement	10345	Relocation Management	Completed	CDBG	\$57,362.00	\$57,362.00	\$0.00	
			<b>Project Total</b>			<b>\$57,362.00</b>	<b>\$57,362.00</b>	<b>\$0.00</b>	
51	Economic Development	10350	Economic Development	Completed	CDBG	\$91,389.38	\$91,389.38	\$0.00	
			<b>Project Total</b>			<b>\$91,389.38</b>	<b>\$91,389.38</b>	<b>\$0.00</b>	
52	Park and Recreation	10356	Park and Recreation	Completed	CDBG	\$64,521.00	\$64,521.00	\$0.00	
			<b>Project Total</b>			<b>\$64,521.00</b>	<b>\$64,521.00</b>	<b>\$0.00</b>	
58	Reconstruction/S.H.A.R.E	10713	Reconstructuion/SHARE Program	Open	CDBG	\$1,474,200.00	\$1,151,650.47	\$322,549.53	
			<b>Project Total</b>			<b>\$1,474,200.00</b>	<b>\$1,151,650.47</b>	<b>\$322,549.53</b>	
131	Crisis Assistance	10531	Crisis Assistance	Completed	CDBG	\$236,396.33	\$236,396.33	\$0.00	
			<b>Project Total</b>			<b>\$236,396.33</b>	<b>\$236,396.33</b>	<b>\$0.00</b>	
136	Bexar Street Mixed -Used Project	10721	Bexar Street Mixed -Used Project	Open	CDBG	\$475,800.00	\$257,580.00	\$218,220.00	
			<b>Project Total</b>			<b>\$475,800.00</b>	<b>\$257,580.00</b>	<b>\$218,220.00</b>	
144	MLK Blvd Business Facade/Revitalization Program	11000	MLK Blvd Busines Fascade/Revitalization Program	Open	CDBG	\$92,521.91	\$0.00	\$92,521.91	

U.S. Department of Housing and Urban Development  
 Office of Community Planning and Development  
 Integrated Disbursement and Information System  
 List of Activities By Program Year And Project  
 DALLAS, TX

Funding Agency: DALLAS

Plan Year	IDIS Project	Project	IDIS Activity ID	Activity Name	Activity Status	Program	Funded Amount	Draw Amount	Balance
2009	144	<b>Project Total</b>					<b>\$92,521.91</b>	<b>\$0.00</b>	<b>\$92,521.91</b>
	146	Public Improvements - City Facilities	4674	ARCADIA PARK SITE IMPROVEMENTS CD00 CD53	Completed	CDBG	\$138,886.70	\$138,886.70	\$0.00
		<b>Project Total</b>					<b>\$138,886.70</b>	<b>\$138,886.70</b>	<b>\$0.00</b>
		<b>Program Total</b>				<b>CDBG</b>	<b>\$24,442,351.78</b>	<b>\$21,354,212.01</b>	<b>\$3,088,139.77</b>
		<b>2009 Total</b>					<b>\$24,442,351.78</b>	<b>\$21,354,212.01</b>	<b>\$3,088,139.77</b>
2010	1	Mortgage Assistance Program	10810	FY 09-10 Reprogramming Mortgage Assistance Program	Open	CDBG	\$1,453,763.00	\$1,453,763.00	\$0.00
			11023	Mortgage Assistance Program	Open	CDBG	\$1,585,707.00	\$1,158,744.47	\$426,962.53
		<b>Project Total</b>					<b>\$3,039,470.00</b>	<b>\$2,612,507.47</b>	<b>\$426,962.53</b>
	2	Neighborhood Investment Program Infrastructure	10811	FY 09-10 Reprogramming Neighborhood Investment Program Infrastructure	Open	CDBG	\$1,000,000.00	\$712,764.29	\$287,235.71
			11022	Neighborhood Investment Program Infrastructure	Open	CDBG	\$0.00	\$0.00	\$0.00
			11147	Neighborhood Investment Program Infrastructure	Open	CDBG	\$0.00	\$0.00	\$0.00
			11284	NIP-Ideal /Rochester Park Street Improvemen	Open	CDBG	\$264,924.00	\$0.00	\$264,924.00
			11285	NIP-Spring Avenue Infrastructure	Open	CDBG	\$1,500,000.00	\$0.00	\$1,500,000.00
			11286	NIP-North Oak Cliff Improvement	Open	CDBG	\$1,500,000.00	\$0.00	\$1,500,000.00
			11287	NIP- Spring Avenue Public Improvement	Open	CDBG	\$219,511.00	\$0.00	\$219,511.00
		<b>Project Total</b>					<b>\$4,484,435.00</b>	<b>\$712,764.29</b>	<b>\$3,771,670.71</b>
	3	African American Museum Youth Enrichment Program	10882	African-American Museum Youth Enrichment Program	Open	CDBG	\$46,000.00	\$46,000.00	\$0.00
		<b>Project Total</b>					<b>\$46,000.00</b>	<b>\$46,000.00</b>	<b>\$0.00</b>
	4	After-School Programs-Elem Schools	10962	After-School/Summer Outreach Program - Elementary Schools	Open	CDBG	\$458,940.00	\$430,789.59	\$28,150.41
		<b>Project Total</b>					<b>\$458,940.00</b>	<b>\$430,789.59</b>	<b>\$28,150.41</b>
	5	After-School/Summer Outreach Program-Community Center Sites	10963	After-School/Summer Outreach Program - Community Center Sites	Open	CDBG	\$83,852.00	\$77,973.16	\$5,878.84
		<b>Project Total</b>					<b>\$83,852.00</b>	<b>\$77,973.16</b>	<b>\$5,878.84</b>
	6	Child Care Services Program	10883	Child Care Services Program - Boys & Girls Club of Greater Dallas	Completed	CDBG	\$35,500.00	\$35,500.00	\$0.00
			10884	Child Care Services Program - Low Birth Weight Development Center	Open	CDBG	\$37,500.00	\$37,500.00	\$0.00
			10885	Child Care Services Program - Neighborhood Service Council	Canceled	CDBG	\$0.00	\$0.00	\$0.00
			10886	Child Care Services Program - Open Arms	Canceled	CDBG	\$0.00	\$0.00	\$0.00
			10887	Child Care Services Program - Park South YMCA	Canceled	CDBG	\$0.00	\$0.00	\$0.00
			10888	Child Care Services Program - Vogel Alcove	Canceled	CDBG	\$0.00	\$0.00	\$0.00
			11024	Child Care Services / Open Arms	Open	CDBG	\$40,865.00	\$40,865.00	\$0.00
			11025	Vogel Alcove	Completed	CDBG	\$43,985.00	\$43,985.00	\$0.00
			11038	Boys&Girls Club of Greater Dallas	Canceled	CDBG	\$0.00	\$0.00	\$0.00

U.S. Department of Housing and Urban Development  
 Office of Community Planning and Development  
 Integrated Disbursement and Information System  
 List of Activities By Program Year And Project  
 DALLAS, TX

Funding Agency: DALLAS

Plan Year	IDIS Project	Project	IDIS Activity ID	Activity Name	Activity Status	Program	Funded Amount	Draw Amount	Balance
2010	6	Child Care Services Program	11077	Neighborhood Service Council	Completed	CDBG	\$24,999.97	\$24,999.97	\$0.00
			11149	YMCA OF METROPOLITIAN DALLAS	Completed	CDBG	\$45,150.00	\$45,150.00	\$0.00
		<b>Project Total</b>					<b>\$227,999.97</b>	<b>\$227,999.97</b>	<b>\$0.00</b>
	7	City Child Care Services	10889	City Child Care Services	Open	CDBG	\$326,514.00	\$315,339.64	\$11,174.36
		<b>Project Total</b>					<b>\$326,514.00</b>	<b>\$315,339.64</b>	<b>\$11,174.36</b>
	8	Arts Education Program	10890	Arts Education Program	Open	CDBG	\$21,000.00	\$21,000.00	\$0.00
		<b>Project Total</b>					<b>\$21,000.00</b>	<b>\$21,000.00</b>	<b>\$0.00</b>
	9	Summer Youth Program	10891	Summer Youth Program	Open	CDBG	\$56,142.00	\$52,861.96	\$3,280.04
		<b>Project Total</b>					<b>\$56,142.00</b>	<b>\$52,861.96</b>	<b>\$3,280.04</b>
	10	Adolescent Substance Abuse-Inpatient	10892	Adolescent Substance Abuse/Phoenix Houses of Texas	Open	CDBG	\$65,000.00	\$64,680.00	\$320.00
		<b>Project Total</b>					<b>\$65,000.00</b>	<b>\$64,680.00</b>	<b>\$320.00</b>
	11	Clinical Dental Care Program	10979	Clinical Dental Care Program	Completed	CDBG	\$200,000.00	\$200,000.00	\$0.00
			10980	Clinical Dental Care Program - Bluit Flowers	Canceled	CDBG	\$0.00	\$0.00	\$0.00
			10981	Clinical Dental Care Program - DeHaro Saldivar	Canceled	CDBG	\$0.00	\$0.00	\$0.00
			10982	Clinical Dental Care Program - East Dallas Clinic	Canceled	CDBG	\$0.00	\$0.00	\$0.00
			10983	Clinical Dental Care Program - Vickery Meadows	Canceled	CDBG	\$0.00	\$0.00	\$0.00
				<b>Project Total</b>				<b>\$200,000.00</b>	<b>\$200,000.00</b>
	12	Geriatric Health Services	10984	Geriatric Health Services	Completed	CDBG	\$42,269.74	\$42,269.74	\$0.00
			10985	Geriatric Health Services - Bluit Flowers	Canceled	CDBG	\$0.00	\$0.00	\$0.00
			10986	Geriatric Health Services - DeHaro Saldivar	Canceled	CDBG	\$0.00	\$0.00	\$0.00
			10987	Geriatric Health Services - East Dallas Clinic	Canceled	CDBG	\$0.00	\$0.00	\$0.00
			10988	Geriatric Health Services - Oak West Health Clinic	Canceled	CDBG	\$0.00	\$0.00	\$0.00
			10989	Geriatric Health Services - Southeast Dallas Health Center	Canceled	CDBG	\$0.00	\$0.00	\$0.00
			10990	Geriatric Health Services - Vickery Meadows	Canceled	CDBG	\$0.00	\$0.00	\$0.00
				<b>Project Total</b>				<b>\$42,269.74</b>	<b>\$42,269.74</b>
	13	City Crisis Assistance	10893	City Crisis Assistance	Open	CDBG	\$267,143.00	\$240,622.47	\$26,520.53
		<b>Project Total</b>				<b>\$267,143.00</b>	<b>\$240,622.47</b>	<b>\$26,520.53</b>	
	14	City Office of Senior Affairs	10894	City Office of Senior Affairs	Completed	CDBG	\$155,951.17	\$155,951.17	\$0.00
		<b>Project Total</b>				<b>\$155,951.17</b>	<b>\$155,951.17</b>	<b>\$0.00</b>	
	15	Senior Services Program	10895	Sr Svcs Pgm - LaVoz del Anciano	Open	CDBG	\$23,451.00	\$21,001.00	\$2,450.00
			10896	Sr Svcs Pgm - Senior Citizens of Greater Dallas	Open	CDBG	\$40,333.00	\$40,332.99	\$0.01
			10897	Sr Svcs Pgm - Calumet Community Center	Open	CDBG	\$21,216.00	\$21,216.00	\$0.00
		<b>Project Total</b>				<b>\$85,000.00</b>	<b>\$82,549.99</b>	<b>\$2,450.01</b>	
	16	Teen Violence-Victim Outreach	10898	Teen Violence - Mothers (Fathers) Social Systems, Inc.	Open	CDBG	\$31,000.00	\$31,000.00	\$0.00
		<b>Project Total</b>				<b>\$31,000.00</b>	<b>\$31,000.00</b>	<b>\$0.00</b>	
	17	Offender Re-entry Program (HOU)	10899	Offender Re-Entry Program (HOU)	Open	CDBG	\$130,054.00	\$71,681.34	\$58,372.66

U.S. Department of Housing and Urban Development  
 Office of Community Planning and Development  
 Integrated Disbursement and Information System  
 List of Activities By Program Year And Project  
 DALLAS, TX

Funding Agency: DALLAS

Plan Year	IDIS Project	Project	IDIS Activity ID	Activity Name	Activity Status	Program	Funded Amount	Draw Amount	Balance
2010	17	<b>Project Total</b>					<b>\$130,054.00</b>	<b>\$71,681.34</b>	<b>\$58,372.66</b>
	18	Parenting and Early Childhood Development	10944	Parenting/Early Childh Dev / AVANCE	Open	CDBG	\$25,000.00	\$25,000.00	\$0.00
		<b>Project Total</b>					<b>\$25,000.00</b>	<b>\$25,000.00</b>	<b>\$0.00</b>
	19	South Dallas/Fair Park Community Court	10945	South Dallas/Fair Park Community Court	Open	CDBG	\$295,053.00	\$277,130.04	\$17,922.96
		<b>Project Total</b>					<b>\$295,053.00</b>	<b>\$277,130.04</b>	<b>\$17,922.96</b>
	20	South Oak Cliff Community Court	10946	South Oak Cliff Community Court	Open	CDBG	\$109,815.00	\$47,656.12	\$62,158.88
		<b>Project Total</b>					<b>\$109,815.00</b>	<b>\$47,656.12</b>	<b>\$62,158.88</b>
	21	West Dallas Community Court	10947	West Dallas Community Court	Open	CDBG	\$222,029.00	\$153,528.59	\$68,500.41
		<b>Project Total</b>					<b>\$222,029.00</b>	<b>\$153,528.59</b>	<b>\$68,500.41</b>
	22	Literacy Program	10948	Literacy Program	Open	CDBG	\$18,000.00	\$0.00	\$18,000.00
		<b>Project Total</b>					<b>\$18,000.00</b>	<b>\$0.00</b>	<b>\$18,000.00</b>
	23	Youth Entrepreneurial After-School Program	10949	Youth Entrepreneurial After-School Program	Open	CDBG	\$12,600.00	\$12,600.00	\$0.00
		<b>Project Total</b>					<b>\$12,600.00</b>	<b>\$12,600.00</b>	<b>\$0.00</b>
	24	Training and Employment for Adults with Disabilities	10950	Training and Employment for Adults with Disabilities	Open	CDBG	\$30,000.00	\$30,000.00	\$0.00
		<b>Project Total</b>					<b>\$30,000.00</b>	<b>\$30,000.00</b>	<b>\$0.00</b>
	25	Women's Outreach Program	10951	Women's Outreach Program/Homeward Bound	Open	CDBG	\$26,683.00	\$26,116.56	\$566.44
		<b>Project Total</b>					<b>\$26,683.00</b>	<b>\$26,116.56</b>	<b>\$566.44</b>
	26	Relocation Assistance	10952	Relocation Assistance	Open	CDBG	\$138,388.00	\$42,943.98	\$95,444.02
		<b>Project Total</b>					<b>\$138,388.00</b>	<b>\$42,943.98</b>	<b>\$95,444.02</b>
	27	Housing Development Support	10953	Housing Development Support	Completed	CDBG	\$960,081.01	\$960,081.01	\$0.00
		<b>Project Total</b>					<b>\$960,081.01</b>	<b>\$960,081.01</b>	<b>\$0.00</b>
	29	Residential Development Acquisition Loan Program	10954	Residential Development Acquisition Loan Program	Open	CDBG	\$1,000,000.00	\$0.00	\$1,000,000.00
		<b>Project Total</b>					<b>\$1,000,000.00</b>	<b>\$0.00</b>	<b>\$1,000,000.00</b>
	30	Community Based Development Organization (CBDO)	10955	Community Based Development Organization	Open	CDBG	\$700,000.00	\$0.00	\$700,000.00
		<b>Project Total</b>					<b>\$700,000.00</b>	<b>\$0.00</b>	<b>\$700,000.00</b>
	31	Housing Assistance Support	10956	Housing Assistance Support	Completed	CDBG	\$1,655,116.38	\$1,655,116.38	\$0.00
		<b>Project Total</b>					<b>\$1,655,116.38</b>	<b>\$1,655,116.38</b>	<b>\$0.00</b>
	32	Major Systems Repair Program	10957	Major Systems Repair Program	Open	CDBG	\$1,501,500.00	\$1,074,515.21	\$426,984.79
		<b>Project Total</b>					<b>\$1,501,500.00</b>	<b>\$1,074,515.21</b>	<b>\$426,984.79</b>
	33	South Dallas/Fair Park- Major Systems Repair Program	10958	South Dallas/Fair Park - Major Systems Repair Program	Open	CDBG	\$100,000.00	\$0.00	\$100,000.00
		<b>Project Total</b>					<b>\$100,000.00</b>	<b>\$0.00</b>	<b>\$100,000.00</b>
	34	Minor Plumbing Repair/Replacement Program	10959	Minor Plumbing Repair/Replacement Program	Completed	CDBG	\$50,000.00	\$50,000.00	\$0.00
		<b>Project Total</b>					<b>\$50,000.00</b>	<b>\$50,000.00</b>	<b>\$0.00</b>
	35	People Helping People-Volunteer Home Repair	10050	HOUSING DEPARTMENT, 08R2 342A	Open	CDBG	\$518,880.00	\$518,880.00	\$0.00
			10960	People Helping People-Volunteer Home Repair	Open	CDBG	\$1,242,127.00	\$698,422.18	\$543,704.82
		<b>Project Total</b>					<b>\$1,761,007.00</b>	<b>\$1,217,302.18</b>	<b>\$543,704.82</b>

U.S. Department of Housing and Urban Development  
 Office of Community Planning and Development  
 Integrated Disbursement and Information System  
 List of Activities By Program Year And Project  
 DALLAS, TX

Funding Agency: DALLAS

Plan Year	IDIS Project	Project	IDIS Activity ID	Activity Name	Activity Status	Program	Funded Amount	Draw Amount	Balance
2010	36	Dedicated SAFE II Expansion Code Insp./Code Compliance	10961	Dedicated SAFE II Expansion Code Inspection - Code	Open	CDBG	\$40,000.00	\$40,000.00	\$0.00
		<b>Project Total</b>					<b>\$40,000.00</b>	<b>\$40,000.00</b>	<b>\$0.00</b>
	37	Dedicated SAFE II Expansion Code Inspection/Fire Department	10964	Dedicated SAFE II Expansion Code Inspection/Fire	Open	CDBG	\$98,550.00	\$79,243.94	\$19,306.06
		<b>Project Total</b>					<b>\$98,550.00</b>	<b>\$79,243.94</b>	<b>\$19,306.06</b>
	38	Dedicated SAFE II Expansion Code Insp./Police Department	10965	Dedicated SAFE II Expansion Code Inspection - Police	Open	CDBG	\$124,710.00	\$87,949.82	\$36,760.18
		<b>Project Total</b>					<b>\$124,710.00</b>	<b>\$87,949.82</b>	<b>\$36,760.18</b>
	39	Neighborhood Investment Program/Code Compliance	10966	Neighborhood Investment Program - Code Compliance	Open	CDBG	\$518,907.00	\$393,391.51	\$125,515.49
		<b>Project Total</b>					<b>\$518,907.00</b>	<b>\$393,391.51</b>	<b>\$125,515.49</b>
	40	Community Prosecutor Program (CCS)	10967	Community Prosecution Program (CCS)	Open	CDBG	\$283,971.00	\$252,905.83	\$31,065.17
		<b>Project Total</b>					<b>\$283,971.00</b>	<b>\$252,905.83</b>	<b>\$31,065.17</b>
	41	Business Loan Program	9922	RENE ALVAREZ/DBA GENESIS TRANSMISSION	Open	CDBG	\$162,025.00	\$162,025.00	\$0.00
			10118	KANGAROO CASES, LLC	Open	CDBG	\$209,876.80	\$209,876.80	\$0.00
			10968	Business Loan Program	Canceled	CDBG	\$0.00	\$0.00	\$0.00
			11033	Modern Senior Living, LLC	Completed	CDBG	\$249,614.49	\$249,614.49	\$0.00
			11181	Al-Rousan and Wared Corp.	Open	CDBG	\$25,000.00	\$25,000.00	\$0.00
		<b>Project Total</b>					<b>\$646,516.29</b>	<b>\$646,516.29</b>	<b>\$0.00</b>
	42	Business Assistance Center Program	10991	Business Assistance Center Program - GD Hispanic CoC - BAC #1	Open	CDBG	\$80,000.00	\$59,123.72	\$20,876.28
			10992	Business Assistance Center Program - Inncity CDC - BAC #2	Completed	CDBG	\$74,156.07	\$74,156.07	\$0.00
			10993	Business Assistance Center Program - GD Hispanic CoC - BAC #3	Open	CDBG	\$80,000.00	\$56,240.44	\$23,759.56
			10994	Business Assistance Center Program - GD Hispanic CoC - BAC #4	Open	CDBG	\$80,000.00	\$55,617.94	\$24,382.06
			10995	Business Assistance Center Program - MBA Consultants - BAC #5	Completed	CDBG	\$80,000.00	\$80,000.00	\$0.00
			10996	Business Assistance Center Program - GD Asian-American CoC (MEED) - BAC #6	Completed	CDBG	\$80,000.00	\$80,000.00	\$0.00
			10997	Business Assistance Center Program - Regional Hispanic Contractors Association of DFW - BAC #7	Open	CDBG	\$80,000.00	\$70,275.06	\$9,724.94
			10998	Business Assistance Center Program - GD Indo-American CoC - BAC #8	Open	CDBG	\$80,000.00	\$43,873.03	\$36,126.97
			11302	Business Assistance Center Program#2	Open	CDBG	\$0.00	\$0.00	\$0.00
		<b>Project Total</b>					<b>\$634,156.07</b>	<b>\$519,286.26</b>	<b>\$114,869.81</b>
	43	Neighborhood Street Improvement Petition Grant	10969	Neighborhood Street Improvement Petition Grant	Open	CDBG	\$50,000.00	\$0.00	\$50,000.00

U.S. Department of Housing and Urban Development  
 Office of Community Planning and Development  
 Integrated Disbursement and Information System  
 List of Activities By Program Year And Project  
 DALLAS, TX

Funding Agency: DALLAS

Plan Year	IDIS Project	Project	IDIS Activity ID	Activity Name	Activity Status	Program	Funded Amount	Draw Amount	Balance
2010	43	<b>Project Total</b>					<b>\$50,000.00</b>	<b>\$0.00</b>	<b>\$50,000.00</b>
	44	Neighborhood Enhancement Program (NEP)	10970	Neighborhood Enhancement Program (NEP)	Open	CDBG	\$34,736.51	\$34,736.51	\$0.00
			11288	NEP-Bexar Street Phase II	Open	CDBG	\$25,000.00	\$0.00	\$25,000.00
			11289	NEP-Bexar Street Phase I	Open	CDBG	\$44,219.74	\$0.00	\$44,219.74
			11290	NEP- Jubilee Frazier Improvements	Open	CDBG	\$15,967.00	\$0.00	\$15,967.00
			11291	NEP-Ideal/ Rochester Improvement	Open	CDBG	\$15,966.00	\$0.00	\$15,966.00
			11292	NEP-West Dallas Improvement	Open	CDBG	\$14,110.75	\$0.00	\$14,110.75
		<b>Project Total</b>					<b>\$150,000.00</b>	<b>\$34,736.51</b>	<b>\$115,263.49</b>
	46	Fair Housing Enforcement	10971	Fair Housing Enforcement	Open	CDBG	\$497,199.00	\$493,791.61	\$3,407.39
		<b>Project Total</b>					<b>\$497,199.00</b>	<b>\$493,791.61</b>	<b>\$3,407.39</b>
	47	Consolidated Plan Oversight, Citizen Participation & CDC Support	10972	Consolidated Plan Oversight, Citizen Participation & CDC Support	Open	CDBG	\$735,739.00	\$582,465.81	\$153,273.19
		<b>Project Total</b>					<b>\$735,739.00</b>	<b>\$582,465.81</b>	<b>\$153,273.19</b>
	48	Grant Compliance	10973	Grant Compliance Monitoring	Open	CDBG	\$681,618.00	\$595,826.26	\$85,791.74
		<b>Project Total</b>					<b>\$681,618.00</b>	<b>\$595,826.26</b>	<b>\$85,791.74</b>
	49	Housing/Community Services Contract Monitoring	10974	Housing/Community Services - Contract Monitoring	Open	CDBG	\$786,865.00	\$686,200.07	\$100,664.93
		<b>Project Total</b>					<b>\$786,865.00</b>	<b>\$686,200.07</b>	<b>\$100,664.93</b>
	50	Housing/Community Services Management Support	10975	Housing/Community Services Management Support	Open	CDBG	\$838,183.00	\$806,884.72	\$31,298.28
		<b>Project Total</b>					<b>\$838,183.00</b>	<b>\$806,884.72</b>	<b>\$31,298.28</b>
	51	Relocation Mangement	10976	Relocation Management	Open	CDBG	\$56,241.00	\$56,240.94	\$0.06
		<b>Project Total</b>					<b>\$56,241.00</b>	<b>\$56,240.94</b>	<b>\$0.06</b>
	52	Economic Development Program Oversight	10977	Economic Development Program Oversight	Open	CDBG	\$283,986.00	\$151,393.87	\$132,592.13
		<b>Project Total</b>					<b>\$283,986.00</b>	<b>\$151,393.87</b>	<b>\$132,592.13</b>
	53	Park and Recreation Program Oversight	10978	Parks & Recreation Program Oversight	Open	CDBG	\$70,698.00	\$68,117.19	\$2,580.81
		<b>Project Total</b>					<b>\$70,698.00</b>	<b>\$68,117.19</b>	<b>\$2,580.81</b>
	82	Reconstruction/SHARE	9267	RECONSTRUCTION/SHARE PROGRAM 06RP 3230	Completed	CDBG	\$1,102,661.00	\$1,102,661.00	\$0.00
		<b>Project Total</b>					<b>\$1,102,661.00</b>	<b>\$1,102,661.00</b>	<b>\$0.00</b>
	87	Business Incentive Program	11244	Business Incentive Program	Open	CDBG	\$180,813.00	\$0.00	\$180,813.00
		<b>Project Total</b>					<b>\$180,813.00</b>	<b>\$0.00</b>	<b>\$180,813.00</b>
		<b>Program Total</b>				<b>CDBG</b>	<b>\$26,106,856.63</b>	<b>\$17,555,592.49</b>	<b>\$8,551,264.14</b>
		<b>2010 Total</b>					<b>\$26,106,856.63</b>	<b>\$17,555,592.49</b>	<b>\$8,551,264.14</b>
2011	1	After-School/Summer Outreach Program-Elementary School Sites	11188	After-School/Summer Outreach Program-Elementary School Sites	Open	CDBG	\$459,341.00	\$0.00	\$459,341.00
		<b>Project Total</b>					<b>\$459,341.00</b>	<b>\$0.00</b>	<b>\$459,341.00</b>
	2	After-School/Summer Outreach Program-Community Center Sites	11189	After-School/Summer Outreach Program-Community Center Sites	Open	CDBG	\$157,539.00	\$0.00	\$157,539.00



U.S. Department of Housing and Urban Development  
 Office of Community Planning and Development  
 Integrated Disbursement and Information System  
 List of Activities By Program Year And Project  
 DALLAS, TX

Funding Agency: DALLAS

Plan Year	IDIS Project	Project	IDIS Activity ID	Activity Name	Activity Status	Program	Funded Amount	Draw Amount	Balance
2011	2	<b>Project Total</b>					<b>\$157,539.00</b>	<b>\$0.00</b>	<b>\$157,539.00</b>
	3	Child Care Services Program	11190	Child Care Services Program - Boys & Girls Club of Greater Dallas	Open	CDBG	\$220,071.00	\$0.00	\$220,071.00
			11191	Child Care Services Program - Neighborhood Service Council	Open	CDBG	\$0.00	\$0.00	\$0.00
			11194	Child Care Services Program-Open Arms, Inc. dba Bryan's House	Open	CDBG	\$0.00	\$0.00	\$0.00
			11195	Child Care Services Program - Vogel Alcove	Open	CDBG	\$0.00	\$0.00	\$0.00
			11196	Child Care Services Program - YMCA of Metropolitan Dallas (Park South)	Open	CDBG	\$0.00	\$0.00	\$0.00
		<b>Project Total</b>					<b>\$220,071.00</b>	<b>\$0.00</b>	<b>\$220,071.00</b>
	4	City Child Care Services	11197	City Child Care Services	Open	CDBG	\$276,514.00	\$0.00	\$276,514.00
		<b>Project Total</b>					<b>\$276,514.00</b>	<b>\$0.00</b>	<b>\$276,514.00</b>
	5	Arts Education Program	11198	Arts Education Program	Open	CDBG	\$21,000.00	\$0.00	\$21,000.00
		<b>Project Total</b>					<b>\$21,000.00</b>	<b>\$0.00</b>	<b>\$21,000.00</b>
	6	Clinical Dental Care Program	11199	Clinical Dental Care Program - Community Dental Care	Open	CDBG	\$100,000.00	\$0.00	\$100,000.00
		<b>Project Total</b>					<b>\$100,000.00</b>	<b>\$0.00</b>	<b>\$100,000.00</b>
	7	City Crisis Assistance	11200	City Crisis Assistance	Open	CDBG	\$230,000.00	\$0.00	\$230,000.00
		<b>Project Total</b>					<b>\$230,000.00</b>	<b>\$0.00</b>	<b>\$230,000.00</b>
	8	City Office of Senior Affairs	11201	City Office of Senior Affairs	Open	CDBG	\$160,000.00	\$0.00	\$160,000.00
		<b>Project Total</b>					<b>\$160,000.00</b>	<b>\$0.00</b>	<b>\$160,000.00</b>
	9	Senior Services Program	11202	Senior Services Program - Senior Citizens of Greater Dallas	Open	CDBG	\$85,000.00	\$0.00	\$85,000.00
			11203	Senior Services Program - Calumet Community Center	Open	CDBG	\$0.00	\$0.00	\$0.00
			11204	Senior Services Program - Urban League of Greater Dallas	Open	CDBG	\$0.00	\$0.00	\$0.00
		<b>Project Total</b>					<b>\$85,000.00</b>	<b>\$0.00</b>	<b>\$85,000.00</b>
	10	Offender Re-Entry Program (HOU)	11205	Offender Re-Entry Program (HOU)	Open	CDBG	\$110,000.00	\$0.00	\$110,000.00
		<b>Project Total</b>					<b>\$110,000.00</b>	<b>\$0.00</b>	<b>\$110,000.00</b>
	11	South Dallas/Fair Park Community Court	11206	South Dallas/Fair Park Community Court	Open	CDBG	\$294,653.00	\$0.00	\$294,653.00
		<b>Project Total</b>					<b>\$294,653.00</b>	<b>\$0.00</b>	<b>\$294,653.00</b>
	12	South Oak Cliff Community Court	11207	South Oak Cliff Community Court	Open	CDBG	\$280,443.00	\$0.00	\$280,443.00
		<b>Project Total</b>					<b>\$280,443.00</b>	<b>\$0.00</b>	<b>\$280,443.00</b>
	13	Training and Employment for Adults with Disabilities	11208	Training and Employment for Adults with Disabilities-Citizens Development Center	Open	CDBG	\$25,000.00	\$0.00	\$25,000.00
		<b>Project Total</b>					<b>\$25,000.00</b>	<b>\$0.00</b>	<b>\$25,000.00</b>
	14	Housing Development Support	11209	Housing Development Support	Open	CDBG	\$1,058,540.00	\$0.00	\$1,058,540.00
		<b>Project Total</b>					<b>\$1,058,540.00</b>	<b>\$0.00</b>	<b>\$1,058,540.00</b>

U.S. Department of Housing and Urban Development  
 Office of Community Planning and Development  
 Integrated Disbursement and Information System  
 List of Activities By Program Year And Project  
 DALLAS, TX

Funding Agency: DALLAS

Plan Year	IDIS Project	Project	IDIS Activity ID	Activity Name	Activity Status	Program	Funded Amount	Draw Amount	Balance
2011	15	Mortgage Assistance Program	11210	Mortgage Assistance Program-Enterprise Community Partners, Inc.	Open	CDBG	\$1,342,473.00	\$0.00	\$1,342,473.00
		<b>Project Total</b>					<b>\$1,342,473.00</b>	<b>\$0.00</b>	<b>\$1,342,473.00</b>
	16	Housing Services Program	11211	Housing Services Program	Open	CDBG	\$50,000.00	\$0.00	\$50,000.00
		<b>Project Total</b>					<b>\$50,000.00</b>	<b>\$0.00</b>	<b>\$50,000.00</b>
	17	Residential Development Acquisition Loan Program	11225	Residential Development Acquisition Loan Program	Open	CDBG	\$750,000.00	\$0.00	\$750,000.00
		<b>Project Total</b>					<b>\$750,000.00</b>	<b>\$0.00</b>	<b>\$750,000.00</b>
	18	Community Based Development Organization (CBDO)	11226	Community Based Development Organization (CBDO)	Open	CDBG	\$300,000.00	\$0.00	\$300,000.00
		<b>Project Total</b>					<b>\$300,000.00</b>	<b>\$0.00</b>	<b>\$300,000.00</b>
	19	Housing Assistance Support	11227	Housing Assistance Support	Open	CDBG	\$1,721,943.00	\$0.00	\$1,721,943.00
		<b>Project Total</b>					<b>\$1,721,943.00</b>	<b>\$0.00</b>	<b>\$1,721,943.00</b>
	20	Major Systems Repair Program	11228	Major Systems Repair Program	Open	CDBG	\$2,104,848.00	\$0.00	\$2,104,848.00
		<b>Project Total</b>					<b>\$2,104,848.00</b>	<b>\$0.00</b>	<b>\$2,104,848.00</b>
	21	South Dallas/Fair Park Major Systems Repair Program	11229	South Dallas/Fair Park - Major Systems Repair Program	Open	CDBG	\$50,000.00	\$0.00	\$50,000.00
		<b>Project Total</b>					<b>\$50,000.00</b>	<b>\$0.00</b>	<b>\$50,000.00</b>
	22	Minor Plumbing Repair/Replacement Program	11230	Minor Plumbing Repair/Replacement Program	Open	CDBG	\$50,000.00	\$0.00	\$50,000.00
		<b>Project Total</b>					<b>\$50,000.00</b>	<b>\$0.00</b>	<b>\$50,000.00</b>
	23	People Helping People-Volunteer Home Repair	11231	People Helping People-Volunteer Home Repair	Open	CDBG	\$1,242,127.00	\$0.00	\$1,242,127.00
		<b>Project Total</b>					<b>\$1,242,127.00</b>	<b>\$0.00</b>	<b>\$1,242,127.00</b>
	24	Dedicated SAFE II Expansion Code Inspection - Code Compliance	11232	Dedicated SAFE II Expansion Code Inspection - Code Compliance	Open	CDBG	\$96,000.00	\$0.00	\$96,000.00
		<b>Project Total</b>					<b>\$96,000.00</b>	<b>\$0.00</b>	<b>\$96,000.00</b>
	25	Dedicated SAFE II Expansion Code Inspection - Fire Department	11233	Dedicated SAFE II Expansion Code Inspection - Fire Department	Open	CDBG	\$70,538.00	\$0.00	\$70,538.00
		<b>Project Total</b>					<b>\$70,538.00</b>	<b>\$0.00</b>	<b>\$70,538.00</b>
	26	Dedicated SAFE II Expansion Code Inspection - Police Department	11234	Dedicated SAFE II Expansion Code Inspection - Police Department	Open	CDBG	\$74,657.00	\$0.00	\$74,657.00
		<b>Project Total</b>					<b>\$74,657.00</b>	<b>\$0.00</b>	<b>\$74,657.00</b>
	27	Neighborhood Investment Program - Code Compliance	11235	Neighborhood Investment Program - Code Compliance	Open	CDBG	\$484,518.00	\$0.00	\$484,518.00
		<b>Project Total</b>					<b>\$484,518.00</b>	<b>\$0.00</b>	<b>\$484,518.00</b>
	29	Business Assistance Center Program	11236	BAC #1 - Greater Dallas Hispanic Chamber of Commerce-Maple	Open	CDBG	\$80,000.00	\$0.00	\$80,000.00
			11237	BAC #2 - Inner City Community Development Corp	Open	CDBG	\$80,000.00	\$0.00	\$80,000.00
			11238	BAC #3 - Greater Dallas Hispanic Chamber of Commerce-West Dallas	Open	CDBG	\$80,000.00	\$0.00	\$80,000.00
			11239	BAC #4 - Greater Dallas Hispanic Chamber of Commerce-Oak Cliff	Open	CDBG	\$80,000.00	\$0.00	\$80,000.00

U.S. Department of Housing and Urban Development  
 Office of Community Planning and Development  
 Integrated Disbursement and Information System  
 List of Activities By Program Year And Project  
 DALLAS, TX

Funding Agency: DALLAS

Plan Year	IDIS Project	Project	IDIS Activity ID	Activity Name	Activity Status	Program	Funded Amount	Draw Amount	Balance
2011	29	Business Assistance Center Program	11240	BAC #5 - Business Assistance Center Inc.	Open	CDBG	\$80,000.00	\$0.00	\$80,000.00
			11241	BAC #6 - GD Asian American CoC Multi-Ethnic Education and Economic Development Center (MEED)	Open	CDBG	\$80,000.00	\$0.00	\$80,000.00
			11242	BAC #7 - Regional Hispanic Contractors Association	Open	CDBG	\$80,000.00	\$0.00	\$80,000.00
			11243	BAC #8 - GDA Indo American Chamber of Commerce	Open	CDBG	\$80,000.00	\$0.00	\$80,000.00
			<b>Project Total</b>				<b>\$640,000.00</b>	<b>\$0.00</b>	<b>\$640,000.00</b>
	30	Neighborhood Enhancement Program (NEP)	11245	Neighborhood Enhancement Program	Open	CDBG	\$0.00	\$0.00	\$0.00
			11295	NEP-North Oak Cliff Improvements	Open	CDBG	\$25,000.00	\$0.00	\$25,000.00
			11296	NEP-Dolphin Heights Improvements	Open	CDBG	\$25,000.00	\$0.00	\$25,000.00
			<b>Project Total</b>				<b>\$50,000.00</b>	<b>\$0.00</b>	<b>\$50,000.00</b>
	31	Neighborhood Investment Program Infrastructure	11246	Neighborhood Investment Program Infrastructure	Open	CDBG	\$0.00	\$0.00	\$0.00
			11293	NIP-Spring Avenue Infrastructure	Open	CDBG	\$334,216.00	\$0.00	\$334,216.00
			11294	NIP- Bexar Street Phase I	Open	CDBG	\$200,000.00	\$0.00	\$200,000.00
			<b>Project Total</b>				<b>\$534,216.00</b>	<b>\$0.00</b>	<b>\$534,216.00</b>
	32	Public Improvement for Non-Profits	11247	Public Improvement for Non-Profits	Open	CDBG	\$85,000.00	\$0.00	\$85,000.00
		<b>Project Total</b>					<b>\$85,000.00</b>	<b>\$0.00</b>	<b>\$85,000.00</b>
	33	Fair Housing Enforcement	11248	Fair Housing Enforcement	Open	CDBG	\$375,784.00	\$0.00	\$375,784.00
		<b>Project Total</b>					<b>\$375,784.00</b>	<b>\$0.00</b>	<b>\$375,784.00</b>
	34	Consolidated Plan Oversight, Citizen Participation & CDC Support	11249	Consolidated Plan Oversight, Citizen Participation & CDC Support	Open	CDBG	\$806,437.00	\$0.00	\$806,437.00
		<b>Project Total</b>					<b>\$806,437.00</b>	<b>\$0.00</b>	<b>\$806,437.00</b>
	35	Grant Compliance Monitoring	11250	Grant Compliance Monitoring	Open	CDBG	\$412,931.00	\$0.00	\$412,931.00
	<b>Project Total</b>					<b>\$412,931.00</b>	<b>\$0.00</b>	<b>\$412,931.00</b>	
36	Housing/Community Services-Contract Monitoring	11251	Housing/Community Services - Contract Monitoring	Open	CDBG	\$554,971.00	\$0.00	\$554,971.00	
	<b>Project Total</b>					<b>\$554,971.00</b>	<b>\$0.00</b>	<b>\$554,971.00</b>	
37	Housing/Community Services Management Support	11252	Housing/Community Services Management Support	Open	CDBG	\$785,099.00	\$0.00	\$785,099.00	
	<b>Project Total</b>					<b>\$785,099.00</b>	<b>\$0.00</b>	<b>\$785,099.00</b>	
38	Economic Development Program Oversight	11253	Economic Development Program Oversight	Open	CDBG	\$283,986.00	\$0.00	\$283,986.00	
	<b>Project Total</b>					<b>\$283,986.00</b>	<b>\$0.00</b>	<b>\$283,986.00</b>	
39	Parks & Recreation Program Oversight	11254	Parks and Recreation Program Oversight	Open	CDBG	\$81,897.00	\$0.00	\$81,897.00	
	<b>Project Total</b>					<b>\$81,897.00</b>	<b>\$0.00</b>	<b>\$81,897.00</b>	
44	Mortgage Assistance Program	11182	Fidel Raudry d/b/a Phil's Tires and Wheels	Open	CDBG	\$25,000.00	\$25,000.00	\$0.00	
	<b>Project Total</b>					<b>\$25,000.00</b>	<b>\$25,000.00</b>	<b>\$0.00</b>	
50	West Dallas Community Court	11255	West Dallas Community Court	Open	CDBG	\$80,000.00	\$0.00	\$80,000.00	
	<b>Project Total</b>					<b>\$80,000.00</b>	<b>\$0.00</b>	<b>\$80,000.00</b>	
	<b>Program Total</b>				<b>CDBG</b>	<b>\$16,530,526.00</b>	<b>\$25,000.00</b>	<b>\$16,505,526.00</b>	

U.S. Department of Housing and Urban Development  
 Office of Community Planning and Development  
 Integrated Disbursement and Information System  
 List of Activities By Program Year And Project  
 DALLAS, TX

Funding Agency: DALLAS

Plan Year	IDIS Project	Project	IDIS Activity ID	Activity Name	Activity Status	Program	Funded Amount	Draw Amount	Balance
2011	<b>2011 Total</b>						<b>\$16,530,526.00</b>	<b>\$25,000.00</b>	<b>\$16,505,526.00</b>
	<b>Program Grand Total</b>					<b>CDBG</b>	<b>\$503,093,843.64</b>	<b>\$472,102,595.77</b>	<b>\$30,991,247.87</b>
	<b>Grand Total</b>						<b>\$503,093,843.64</b>	<b>\$472,102,595.77</b>	<b>\$30,991,247.87</b>

**31. FY 2010-11 DRAWDOWN VOUCHERS  
(IDIS REPORT PR07)**

*This page intentionally left blank.*

U.S. DEPARTMENT OF HOUSING AND URBAN DEVELOPMENT  
 OFFICE OF COMMUNITY PLANNING AND DEVELOPMENT  
 PR07 - Drawdown Report by Voucher Number - Vouchers Submitted to Loccs

Voucher Number	Line Item	IDIS Act ID	Voucher Created	Voucher Status	Status Date	LOCCS Send Date	Grant Number	Fund Type	Recipient TIN	Payee TIN	Program	PY	Drawn Amount
5180727	1	2	10/22/2010 3:02:56 am	Revised	3/18/2011 12:04:34 pm	10/22/2010 3:02:56 am	B06MC480009	EN	756000508	756000508	CDBG		(\$20,549.78)
	2	2	3/18/2011 12:04:34 pm	Revised	3/18/2011 12:08:08 pm	10/22/2010 3:02:56 am	B06MC480009	EN	756000508	756000508	CDBG		(\$6,362.69)
	3	8525	3/18/2011 12:04:34 pm	Completed	3/18/2011 12:04:34 pm	10/22/2010 3:02:56 am	B06MC480009	EN	756000508	756000508	CDBG		(\$14,187.09)
	4	2	3/18/2011 12:08:08 pm	Revised	3/18/2011 12:09:40 pm	10/22/2010 3:02:56 am	B06MC480009	EN	756000508	756000508	CDBG		(\$5,041.69)
	5	8518	3/18/2011 12:08:08 pm	Completed	3/18/2011 12:08:08 pm	10/22/2010 3:02:56 am	B06MC480009	EN	756000508	756000508	CDBG		(\$1,321.00)
	6	2	3/18/2011 12:09:40 pm	Revised	3/18/2011 12:10:56 pm	10/22/2010 3:02:56 am	B06MC480009	EN	756000508	756000508	CDBG		(\$4,656.69)
	7	8515	3/18/2011 12:09:40 pm	Completed	3/18/2011 12:09:40 pm	10/22/2010 3:02:56 am	B06MC480009	EN	756000508	756000508	CDBG		(\$385.00)
	8	8513	3/18/2011 12:10:56 pm	Completed	3/18/2011 12:10:56 pm	10/22/2010 3:02:56 am	B06MC480009	EN	756000508	756000508	CDBG		(\$4,656.69)
5180728	1	2	10/22/2010 3:02:59 am	Revised	3/18/2011 12:02:01 pm	10/22/2010 3:02:59 am	B08MC480009	EN	756000508	756000508	CDBG		(\$3,030.00)
	2	10114	3/18/2011 12:02:01 pm	Completed	3/18/2011 12:02:01 pm	10/22/2010 3:02:59 am	B08MC480009	EN	756000508	756000508	CDBG		(\$3,030.00)
5200306	1	6209	12/8/2010 12:22:57 pm	Completed	12/11/2010 3:01:41 am	12/10/2010 9:05:03 pm	B06MC480009	EN	756000508	756000508	CDBG	Y	\$331.95
	2	7854	12/8/2010 12:22:57 pm	Completed	12/11/2010 3:01:41 am	12/10/2010 9:05:03 pm	B06MC480009	EN	756000508	756000508	CDBG	Y	\$0.07
	3	9245	12/8/2010 12:22:57 pm	Completed	12/11/2010 3:01:41 am	12/10/2010 9:05:03 pm	B06MC480009	EN	756000508	756000508	CDBG	Y	\$82.14
	4	9600	12/8/2010 12:22:57 pm	Completed	12/11/2010 3:01:41 am	12/10/2010 9:05:03 pm	B06MC480009	EN	756000508	756000508	CDBG	Y	\$2,987.01
	5	9771	12/8/2010 12:22:57 pm	Completed	12/11/2010 3:01:41 am	12/10/2010 9:05:03 pm	B06MC480009	EN	756000508	756000508	CDBG	Y	\$17,148.61
	6	9771	12/8/2010 12:22:57 pm	Completed	12/11/2010 3:01:41 am	12/10/2010 9:05:03 pm	B08MC480009	EN	756000508	756000508	CDBG	Y	\$115,281.84
	7	9267	12/8/2010 12:22:57 pm	Completed	12/11/2010 3:01:41 am	12/10/2010 9:05:03 pm	B08MC480009	EN	756000508	756000508	CDBG	Y	\$2,300.20
	8	9883	12/8/2010 12:22:57 pm	Completed	12/11/2010 3:01:41 am	12/10/2010 9:05:03 pm	B08MC480009	EN	756000508	756000508	CDBG	Y	\$9,340.00
	9	10050	12/8/2010 12:22:57 pm	Completed	12/11/2010 3:01:41 am	12/10/2010 9:05:03 pm	B08MC480009	EN	756000508	756000508	CDBG	Y	\$16,444.75
	10	10113	12/8/2010 12:22:57 pm	Completed	12/11/2010 3:01:41 am	12/10/2010 9:05:03 pm	B08MC480009	EN	756000508	756000508	CDBG	Y	\$493.70
	11	10397	12/8/2010 12:22:57 pm	Completed	12/11/2010 3:01:41 am	12/10/2010 9:05:03 pm	B08MC480009	EN	756000508	756000508	CDBG	Y	\$962,226.01
	12	10721	12/8/2010 12:22:57 pm	Completed	12/11/2010 3:01:41 am	12/10/2010 9:05:03 pm	B08MC480009	EN	756000508	756000508	CDBG	Y	\$85,157.14
	13	10811	12/8/2010 12:22:57 pm	Completed	12/11/2010 3:01:41 am	12/10/2010 9:05:03 pm	B08MC480009	EN	756000508	756000508	CDBG	Y	\$686.05
	14	10810	12/8/2010 12:22:57 pm	Completed	12/11/2010 3:01:41 am	12/10/2010 9:05:03 pm	B08MC480009	EN	756000508	756000508	CDBG	Y	\$18,500.00
	15	3065	12/8/2010 12:22:57 pm	Completed	12/11/2010 3:01:41 am	12/10/2010 9:05:03 pm	B08MC480009	EN	756000508	756000508	CDBG	Y	\$26,811.33

U.S. DEPARTMENT OF HOUSING AND URBAN DEVELOPMENT  
 OFFICE OF COMMUNITY PLANNING AND DEVELOPMENT  
 PR07 - Drawdown Report by Voucher Number - Vouchers Submitted to Loccs

Voucher Number	Line Item	IDIS Act ID	Voucher Created	Voucher Status	Status Date	LOCCS Send Date	Grant Number	Fund Type	Recipient TIN	Payee TIN	Program	PY	Drawn Amount
5200306	16	5754	12/8/2010 12:22:57 pm	Completed	12/11/2010 3:01:41 am	12/10/2010 9:05:03 pm	B08MC480009	EN	756000508	756000508	CDBG	Y	\$0.75
	17	7022	12/8/2010 12:22:57 pm	Completed	12/11/2010 3:01:41 am	12/10/2010 9:05:03 pm	B08MC480009	EN	756000508	756000508	CDBG	Y	\$24,169.23
	18	7036	12/8/2010 12:22:57 pm	Completed	12/11/2010 3:01:41 am	12/10/2010 9:05:03 pm	B08MC480009	EN	756000508	756000508	CDBG	Y	\$71,876.23
	20	7774	12/8/2010 12:22:57 pm	Completed	12/11/2010 3:01:41 am	12/10/2010 9:05:03 pm	B08MC480009	EN	756000508	756000508	CDBG	Y	\$906.15
	21	8496	12/8/2010 12:22:57 pm	Completed	12/11/2010 3:01:41 am	12/10/2010 9:05:03 pm	B08MC480009	EN	756000508	756000508	CDBG	Y	\$92.40
	22	8501	12/8/2010 12:22:57 pm	Completed	12/11/2010 3:01:41 am	12/10/2010 9:05:03 pm	B08MC480009	EN	756000508	756000508	CDBG	Y	\$13,949.45
	23	9309	12/8/2010 12:22:57 pm	Completed	12/11/2010 3:01:41 am	12/10/2010 9:05:03 pm	B08MC480009	EN	756000508	756000508	CDBG	Y	\$3,567.39
	24	9331	12/8/2010 12:22:57 pm	Completed	12/11/2010 3:01:41 am	12/10/2010 9:05:03 pm	B08MC480009	EN	756000508	756000508	CDBG	Y	\$317.93
	25	9359	12/8/2010 12:22:57 pm	Completed	12/11/2010 3:01:41 am	12/10/2010 9:05:03 pm	B08MC480009	EN	756000508	756000508	CDBG	Y	\$112,228.87
	26	9826	12/8/2010 12:22:57 pm	Completed	12/11/2010 3:01:41 am	12/10/2010 9:05:03 pm	B08MC480009	EN	756000508	756000508	CDBG	Y	\$17,549.85
	27	9839	12/8/2010 12:22:57 pm	Completed	12/11/2010 3:01:41 am	12/10/2010 9:05:03 pm	B08MC480009	EN	756000508	756000508	CDBG	Y	\$1,758.78
	28	9841	12/8/2010 12:22:57 pm	Completed	12/11/2010 3:01:41 am	12/10/2010 9:05:03 pm	B08MC480009	EN	756000508	756000508	CDBG	Y	\$239.69
	29	9847	12/8/2010 12:22:57 pm	Completed	12/11/2010 3:01:41 am	12/10/2010 9:05:03 pm	B08MC480009	EN	756000508	756000508	CDBG	Y	\$5,698.20
	30	9880	12/8/2010 12:22:57 pm	Completed	12/11/2010 3:01:41 am	12/10/2010 9:05:03 pm	B08MC480009	EN	756000508	756000508	CDBG	Y	\$545.00
	31	9876	12/8/2010 12:22:57 pm	Completed	12/11/2010 3:01:41 am	12/10/2010 9:05:03 pm	B08MC480009	EN	756000508	756000508	CDBG	Y	\$39,571.35
	32	9882	12/8/2010 12:22:57 pm	Completed	12/11/2010 3:01:41 am	12/10/2010 9:05:03 pm	B08MC480009	EN	756000508	756000508	CDBG	Y	\$206,285.50
	33	9823	12/8/2010 12:22:57 pm	Completed	12/11/2010 3:01:41 am	12/10/2010 9:05:03 pm	B08MC480009	EN	756000508	756000508	CDBG	Y	\$76.88
	34	9869	12/8/2010 12:22:57 pm	Completed	12/11/2010 3:01:41 am	12/10/2010 9:05:03 pm	B08MC480009	EN	756000508	756000508	CDBG	Y	\$1,243.54
	35	9854	12/8/2010 12:22:57 pm	Completed	12/11/2010 3:01:41 am	12/10/2010 9:05:03 pm	B08MC480009	EN	756000508	756000508	CDBG	Y	\$1,138.93
	36	9875	12/8/2010 12:22:57 pm	Completed	12/11/2010 3:01:41 am	12/10/2010 9:05:03 pm	B08MC480009	EN	756000508	756000508	CDBG	Y	\$221.57
5200387	1	10383	12/8/2010 1:33:26 pm	Completed	12/11/2010 3:01:41 am	12/10/2010 9:05:03 pm	B08MC480009	EN	756000508	756000508	CDBG	Y	\$49,566.54
	2	10385	12/8/2010 1:33:26 pm	Completed	12/11/2010 3:01:41 am	12/10/2010 9:05:03 pm	B08MC480009	EN	756000508	756000508	CDBG	Y	\$970.87
	3	10347	12/8/2010 1:33:26 pm	Completed	12/11/2010 3:01:41 am	12/10/2010 9:05:03 pm	B08MC480009	EN	756000508	756000508	CDBG	Y	\$96,860.24
	4	10395	12/8/2010 1:33:26 pm	Completed	12/11/2010 3:01:41 am	12/10/2010 9:05:03 pm	B08MC480009	EN	756000508	756000508	CDBG	Y	\$233.70
	5	10376	12/8/2010 1:33:26 pm	Completed	12/11/2010 3:01:41 am	12/10/2010 9:05:03 pm	B08MC480009	EN	756000508	756000508	CDBG	Y	\$35,465.18



U.S. DEPARTMENT OF HOUSING AND URBAN DEVELOPMENT  
 OFFICE OF COMMUNITY PLANNING AND DEVELOPMENT  
 PR07 - Drawdown Report by Voucher Number - Vouchers Submitted to Loccs

Voucher Number	Line Item	IDIS Act ID	Voucher Created	Voucher Status	Status Date	LOCCS Send Date	Grant Number	Fund Type	Recipient TIN	Payee TIN	Program	PY	Drawn Amount
5200387	6	10396	12/8/2010 1:33:26 pm	Completed	12/11/2010 3:01:41 am	12/10/2010 9:05:03 pm	B08MC480009	EN	756000508	756000508	CDBG	Y	\$42,169.29
	7	10392	12/8/2010 1:33:26 pm	Completed	12/11/2010 3:01:41 am	12/10/2010 9:05:03 pm	B08MC480009	EN	756000508	756000508	CDBG	Y	\$14,610.20
	8	10378	12/8/2010 1:33:26 pm	Completed	12/11/2010 3:01:41 am	12/10/2010 9:05:03 pm	B08MC480009	EN	756000508	756000508	CDBG	Y	\$10,945.66
	10	10379	12/8/2010 1:33:26 pm	Completed	12/11/2010 3:01:41 am	12/10/2010 9:05:03 pm	B08MC480009	EN	756000508	756000508	CDBG	Y	\$504.50
	11	10357	12/8/2010 1:33:26 pm	Completed	12/11/2010 3:01:41 am	12/10/2010 9:05:03 pm	B08MC480009	EN	756000508	756000508	CDBG	Y	\$11,401.90
	12	10359	12/8/2010 1:33:26 pm	Completed	12/11/2010 3:01:41 am	12/10/2010 9:05:03 pm	B08MC480009	EN	756000508	756000508	CDBG	Y	\$20,587.58
	13	10360	12/8/2010 1:33:26 pm	Completed	12/11/2010 3:01:41 am	12/10/2010 9:05:03 pm	B08MC480009	EN	756000508	756000508	CDBG	Y	\$14,061.72
	14	10366	12/8/2010 1:33:26 pm	Completed	12/11/2010 3:01:41 am	12/10/2010 9:05:03 pm	B08MC480009	EN	756000508	756000508	CDBG	Y	\$7,369.87
	15	10369	12/8/2010 1:33:26 pm	Completed	12/11/2010 3:01:41 am	12/10/2010 9:05:03 pm	B08MC480009	EN	756000508	756000508	CDBG	Y	\$11,330.51
	16	10372	12/8/2010 1:33:26 pm	Completed	12/11/2010 3:01:41 am	12/10/2010 9:05:03 pm	B08MC480009	EN	756000508	756000508	CDBG	Y	\$4,492.81
	17	10374	12/8/2010 1:33:26 pm	Completed	12/11/2010 3:01:41 am	12/10/2010 9:05:03 pm	B08MC480009	EN	756000508	756000508	CDBG	Y	\$23,830.90
	18	10513	12/8/2010 1:33:26 pm	Completed	12/11/2010 3:01:41 am	12/10/2010 9:05:03 pm	B08MC480009	EN	756000508	756000508	CDBG	Y	\$9,923.93
	19	10350	12/8/2010 1:33:26 pm	Completed	12/11/2010 3:01:41 am	12/10/2010 9:05:03 pm	B08MC480009	EN	756000508	756000508	CDBG	Y	\$9,041.09
	20	10358	12/8/2010 1:33:26 pm	Completed	12/11/2010 3:01:41 am	12/10/2010 9:05:03 pm	B08MC480009	EN	756000508	756000508	CDBG	Y	\$9,280.00
	21	10453	12/8/2010 1:33:26 pm	Completed	12/11/2010 3:01:41 am	12/10/2010 9:05:03 pm	B08MC480009	EN	756000508	756000508	CDBG	Y	\$51.94
	22	10455	12/8/2010 1:33:26 pm	Completed	12/11/2010 3:01:41 am	12/10/2010 9:05:03 pm	B08MC480009	EN	756000508	756000508	CDBG	Y	\$3,287.00
	23	10456	12/8/2010 1:33:26 pm	Completed	12/11/2010 3:01:41 am	12/10/2010 9:05:03 pm	B08MC480009	EN	756000508	756000508	CDBG	Y	\$2,810.00
	24	10515	12/8/2010 1:33:26 pm	Completed	12/11/2010 3:01:41 am	12/10/2010 9:05:03 pm	B08MC480009	EN	756000508	756000508	CDBG	Y	\$37,500.00
	25	10355	12/8/2010 1:33:26 pm	Completed	12/11/2010 3:01:41 am	12/10/2010 9:05:03 pm	B08MC480009	EN	756000508	756000508	CDBG	Y	\$57,440.94
	26	10398	12/8/2010 1:33:26 pm	Completed	12/11/2010 3:01:41 am	12/10/2010 9:05:03 pm	B08MC480009	EN	756000508	756000508	CDBG	Y	\$116,759.78
	27	10531	12/8/2010 1:33:26 pm	Completed	12/11/2010 3:01:41 am	12/10/2010 9:05:03 pm	B08MC480009	EN	756000508	756000508	CDBG	Y	\$33,280.53
	28	10361	12/8/2010 1:33:26 pm	Completed	12/11/2010 3:01:41 am	12/10/2010 9:05:03 pm	B08MC480009	EN	756000508	756000508	CDBG	Y	\$20,389.30
	29	10390	12/8/2010 1:33:26 pm	Completed	12/11/2010 3:01:41 am	12/10/2010 9:05:03 pm	B08MC480009	EN	756000508	756000508	CDBG	Y	\$2,525.89
	30	10363	12/8/2010 1:33:26 pm	Completed	12/11/2010 3:01:41 am	12/10/2010 9:05:03 pm	B08MC480009	EN	756000508	756000508	CDBG	Y	\$14,222.07
	31	10377	12/8/2010 1:33:26 pm	Revised	1/24/2011 8:59:50 pm	12/10/2010 9:05:03 pm	B08MC480009	EN	756000508	756000508	CDBG	Y	\$63,529.79

U.S. DEPARTMENT OF HOUSING AND URBAN DEVELOPMENT  
 OFFICE OF COMMUNITY PLANNING AND DEVELOPMENT  
 PR07 - Drawdown Report by Voucher Number - Vouchers Submitted to Loccs

Voucher Number	Line Item	IDIS Act ID	Voucher Created	Voucher Status	Status Date	LOCCS Send Date	Grant Number	Fund Type	Recipient TIN	Payee TIN	Program	PY	Drawn Amount
5200387	32	10391	12/8/2010 1:33:26 pm	Completed	12/11/2010 3:01:41 am	12/10/2010 9:05:03 pm	B08MC480009	EN	756000508	756000508	CDBG	Y	\$700.00
	33	10457	12/8/2010 1:33:26 pm	Completed	12/11/2010 3:01:41 am	12/10/2010 9:05:03 pm	B08MC480009	EN	756000508	756000508	CDBG	Y	\$10,951.00
	34	10458	12/8/2010 1:33:26 pm	Completed	12/11/2010 3:01:41 am	12/10/2010 9:05:03 pm	B08MC480009	EN	756000508	756000508	CDBG	Y	\$9,862.82
	35	10459	12/8/2010 1:33:26 pm	Completed	12/11/2010 3:01:41 am	12/10/2010 9:05:03 pm	B08MC480009	EN	756000508	756000508	CDBG	Y	\$6,405.88
	36	10362	12/8/2010 1:33:26 pm	Completed	12/11/2010 3:01:41 am	12/10/2010 9:05:03 pm	B08MC480009	EN	756000508	756000508	CDBG	Y	\$7,003.94
	37	10386	12/8/2010 1:33:26 pm	Completed	12/11/2010 3:01:41 am	12/10/2010 9:05:03 pm	B08MC480009	EN	756000508	756000508	CDBG	Y	\$1,588.98
	38	10353	12/8/2010 1:33:26 pm	Completed	12/11/2010 3:01:41 am	12/10/2010 9:05:03 pm	B08MC480009	EN	756000508	756000508	CDBG	Y	\$122,002.77
	39	10373	12/8/2010 1:33:26 pm	Completed	12/11/2010 3:01:41 am	12/10/2010 9:05:03 pm	B08MC480009	EN	756000508	756000508	CDBG	Y	\$26,299.58
	40	10380	12/8/2010 1:33:26 pm	Completed	12/11/2010 3:01:41 am	12/10/2010 9:05:03 pm	B08MC480009	EN	756000508	756000508	CDBG	Y	\$85,087.16
	41	10380	12/8/2010 1:33:26 pm	Revised	1/24/2011 8:58:32 pm	12/10/2010 9:05:03 pm	B09MC480009	EN	756000508	756000508	CDBG	Y	\$208,114.80
	42	10382	12/8/2010 1:33:26 pm	Completed	12/11/2010 3:01:41 am	12/10/2010 9:05:03 pm	B09MC480009	EN	756000508	756000508	CDBG	Y	\$121,678.60
	43	10354	12/8/2010 1:33:26 pm	Revised	1/25/2011 9:28:50 am	12/10/2010 9:05:03 pm	B09MC480009	EN	756000508	756000508	CDBG	Y	\$42,710.54
	44	10393	12/8/2010 1:33:26 pm	Completed	12/11/2010 3:01:41 am	12/10/2010 9:05:03 pm	B09MC480009	EN	756000508	756000508	CDBG	Y	\$55,674.93
	45	10365	12/8/2010 1:33:26 pm	Completed	12/11/2010 3:01:41 am	12/10/2010 9:05:03 pm	B09MC480009	EN	756000508	756000508	CDBG	Y	\$107,883.16
	46	10381	12/8/2010 1:33:26 pm	Completed	12/11/2010 3:01:41 am	12/10/2010 9:05:03 pm	B09MC480009	EN	756000508	756000508	CDBG	Y	\$2,745.37
	47	10370	12/8/2010 1:33:26 pm	Completed	12/11/2010 3:01:41 am	12/10/2010 9:05:03 pm	B09MC480009	EN	756000508	756000508	CDBG	Y	\$15,680.00
	48	10532	12/8/2010 1:33:26 pm	Completed	12/11/2010 3:01:41 am	12/10/2010 9:05:03 pm	B09MC480009	EN	756000508	756000508	CDBG	Y	\$136,104.45
	49	10367	12/8/2010 1:33:26 pm	Completed	12/11/2010 3:01:41 am	12/10/2010 9:05:03 pm	B09MC480009	EN	756000508	756000508	CDBG	Y	\$79,619.10
	50	10516	12/8/2010 1:33:26 pm	Completed	12/11/2010 3:01:41 am	12/10/2010 9:05:03 pm	B09MC480009	EN	756000508	756000508	CDBG	Y	\$17,632.56
	51	10342	12/8/2010 1:33:26 pm	Completed	12/11/2010 3:01:41 am	12/10/2010 9:05:03 pm	B09MC480009	EN	756000508	756000508	CDBG	Y	\$30,551.48
	52	10388	12/8/2010 1:33:26 pm	Completed	12/11/2010 3:01:41 am	12/10/2010 9:05:03 pm	B09MC480009	EN	756000508	756000508	CDBG	Y	\$32,570.62
	53	10346	12/8/2010 1:33:26 pm	Completed	12/11/2010 3:01:41 am	12/10/2010 9:05:03 pm	B09MC480009	EN	756000508	756000508	CDBG	Y	\$23,114.59
	54	10387	12/8/2010 1:33:26 pm	Completed	12/11/2010 3:01:41 am	12/10/2010 9:05:03 pm	B09MC480009	EN	756000508	756000508	CDBG	Y	\$8,843.47
	55	10356	12/8/2010 1:33:26 pm	Completed	12/11/2010 3:01:41 am	12/10/2010 9:05:03 pm	B09MC480009	EN	756000508	756000508	CDBG	Y	\$32,324.93
	56	10371	12/8/2010 1:33:26 pm	Completed	12/11/2010 3:01:41 am	12/10/2010 9:05:03 pm	B09MC480009	EN	756000508	756000508	CDBG	Y	\$1,394.04

U.S. DEPARTMENT OF HOUSING AND URBAN DEVELOPMENT  
 OFFICE OF COMMUNITY PLANNING AND DEVELOPMENT  
 PR07 - Drawdown Report by Voucher Number - Vouchers Submitted to Loccs

Voucher Number	Line Item	IDIS Act ID	Voucher Created	Voucher Status	Status Date	LOCCS Send Date	Grant Number	Fund Type	Recipient TIN	Payee TIN	Program	PY	Drawn Amount
5200387	57	10380	1/24/2011 8:58:32 pm	Completed	1/24/2011 8:58:32 pm	12/10/2010 9:05:03 pm	B09MC480009	EN	756000508	756000508	CDBG	Y	\$201,952.78
	58	10365	1/24/2011 8:58:32 pm	Completed	1/24/2011 8:58:32 pm	12/10/2010 9:05:03 pm	B09MC480009	EN	756000508	756000508	CDBG	Y	\$6,162.02
	59	10377	1/24/2011 8:59:50 pm	Completed	1/24/2011 8:59:50 pm	12/10/2010 9:05:03 pm	B08MC480009	EN	756000508	756000508	CDBG	Y	\$62,547.88
	60	10365	1/24/2011 8:59:50 pm	Completed	1/24/2011 8:59:50 pm	12/10/2010 9:05:03 pm	B08MC480009	EN	756000508	756000508	CDBG	Y	\$981.91
	61	10354	1/25/2011 9:28:50 am	Completed	1/25/2011 9:28:50 am	12/10/2010 9:05:03 pm	B09MC480009	EN	756000508	756000508	CDBG	Y	\$42,605.54
	62	10365	1/25/2011 9:28:50 am	Completed	1/25/2011 9:28:50 am	12/10/2010 9:05:03 pm	B09MC480009	EN	756000508	756000508	CDBG	Y	\$105.00
5200582	1	9824	12/8/2010 3:53:04 pm	Completed	12/11/2010 3:01:41 am	12/10/2010 9:05:03 pm	B08MC480009	EN	756000508	756000508	CDBG	Y	\$75.00
	2	10368	12/8/2010 3:53:04 pm	Completed	12/11/2010 3:01:41 am	12/10/2010 9:05:03 pm	B08MC480009	EN	756000508	756000508	CDBG	Y	\$429.50
	3	10368	12/8/2010 3:53:04 pm	Completed	12/11/2010 3:01:41 am	12/10/2010 9:05:03 pm	B09MC480009	EN	756000508	756000508	CDBG	Y	\$15,615.82
5201355	1	10999	12/9/2010 3:54:51 pm	Completed	12/11/2010 3:01:41 am	12/10/2010 9:05:03 pm	B08MC480009	EN	756000508	756000508	CDBG	Y	\$220,000.00
5207787	1	10945	12/22/2010 1:08:54 pm	Completed	12/24/2010 3:02:14 am	12/23/2010 9:05:01 pm	B09MC480009	EN	756000508	756000508	CDBG		\$34,184.48
	2	10947	12/22/2010 1:08:54 pm	Completed	12/24/2010 3:02:14 am	12/23/2010 9:05:01 pm	B09MC480009	EN	756000508	756000508	CDBG		\$11,865.98
	3	10973	12/22/2010 1:08:54 pm	Completed	12/24/2010 3:02:14 am	12/23/2010 9:05:01 pm	B09MC480009	EN	756000508	756000508	CDBG		\$123,266.81
	4	10967	12/22/2010 1:08:54 pm	Completed	12/24/2010 3:02:14 am	12/23/2010 9:05:01 pm	B09MC480009	EN	756000508	756000508	CDBG		\$8,795.11
	5	10966	12/22/2010 1:08:54 pm	Completed	12/24/2010 3:02:14 am	12/23/2010 9:05:01 pm	B09MC480009	EN	756000508	756000508	CDBG		\$22,217.97
	6	10965	12/22/2010 1:08:54 pm	Completed	12/24/2010 3:02:14 am	12/23/2010 9:05:01 pm	B09MC480009	EN	756000508	756000508	CDBG		\$4,728.96
	7	10977	12/22/2010 1:08:54 pm	Completed	12/24/2010 3:02:14 am	12/23/2010 9:05:01 pm	B09MC480009	EN	756000508	756000508	CDBG		\$24,510.56
	8	10956	12/22/2010 1:08:54 pm	Completed	12/24/2010 3:02:14 am	12/23/2010 9:05:01 pm	B09MC480009	EN	756000508	756000508	CDBG		\$327,156.76
	9	10953	12/22/2010 1:08:54 pm	Completed	12/24/2010 3:02:14 am	12/23/2010 9:05:01 pm	B09MC480009	EN	756000508	756000508	CDBG		\$154,029.43
	10	10975	12/22/2010 1:08:54 pm	Completed	12/24/2010 3:02:14 am	12/23/2010 9:05:01 pm	B09MC480009	EN	756000508	756000508	CDBG		\$165,051.11
	11	10960	12/22/2010 1:08:54 pm	Completed	12/24/2010 3:02:14 am	12/23/2010 9:05:01 pm	B09MC480009	EN	756000508	756000508	CDBG		\$89,469.94
	12	10889	12/22/2010 1:08:54 pm	Completed	12/24/2010 3:02:14 am	12/23/2010 9:05:01 pm	B09MC480009	EN	756000508	756000508	CDBG		\$43,142.01
	13	10893	12/22/2010 1:08:54 pm	Completed	12/24/2010 3:02:14 am	12/23/2010 9:05:01 pm	B09MC480009	EN	756000508	756000508	CDBG		\$18,796.91
	14	10894	12/22/2010 1:08:54 pm	Completed	12/24/2010 3:02:14 am	12/23/2010 9:05:01 pm	B09MC480009	EN	756000508	756000508	CDBG		\$23,132.41
	15	10899	12/22/2010 1:08:54 pm	Completed	12/24/2010 3:02:14 am	12/23/2010 9:05:01 pm	B09MC480009	EN	756000508	756000508	CDBG		\$10,142.18

U.S. DEPARTMENT OF HOUSING AND URBAN DEVELOPMENT  
 OFFICE OF COMMUNITY PLANNING AND DEVELOPMENT  
 PR07 - Drawdown Report by Voucher Number - Vouchers Submitted to Loccs

Voucher Number	Line Item	IDIS Act ID	Voucher Created	Voucher Status	Status Date	LOCCS Send Date	Grant Number	Fund Type	Recipient TIN	Payee TIN	Program	PY	Drawn Amount
5207787	16	10971	12/22/2010 1:08:54 pm	Completed	12/24/2010 3:02:14 am	12/23/2010 9:05:01 pm	B09MC480009	EN	756000508	756000508	CDBG		\$59,030.10
	17	10972	12/22/2010 1:08:54 pm	Completed	12/24/2010 3:02:14 am	12/23/2010 9:05:01 pm	B09MC480009	EN	756000508	756000508	CDBG		\$67,890.32
	18	10962	12/22/2010 1:08:54 pm	Completed	12/24/2010 3:02:14 am	12/23/2010 9:05:01 pm	B09MC480009	EN	756000508	756000508	CDBG		\$77,243.38
	19	10963	12/22/2010 1:08:54 pm	Completed	12/24/2010 3:02:14 am	12/23/2010 9:05:01 pm	B09MC480009	EN	756000508	756000508	CDBG		\$4,961.84
5207862	1	9017	12/22/2010 1:42:22 pm	Completed	12/24/2010 3:02:14 am	12/23/2010 9:05:01 pm	B09MC480009	EN	756000508	756000508	CDBG		\$91,397.42
	2	8498	12/22/2010 1:42:22 pm	Completed	12/24/2010 3:02:14 am	12/23/2010 9:05:01 pm	B09MC480009	EN	756000508	756000508	CDBG		\$166.11
	3	9245	12/22/2010 1:42:22 pm	Completed	12/24/2010 3:02:14 am	12/23/2010 9:05:01 pm	B09MC480009	EN	756000508	756000508	CDBG		\$334.09
	4	9599	12/22/2010 1:42:22 pm	Completed	12/24/2010 3:02:14 am	12/23/2010 9:05:01 pm	B09MC480009	EN	756000508	756000508	CDBG		\$5,520.00
	5	9600	12/22/2010 1:42:22 pm	Completed	12/24/2010 3:02:14 am	12/23/2010 9:05:01 pm	B09MC480009	EN	756000508	756000508	CDBG		\$21,032.38
	6	10050	12/22/2010 1:42:22 pm	Revised	5/11/2011 5:12:12 pm	12/23/2010 9:05:01 pm	B09MC480009	EN	756000508	756000508	CDBG		\$36,825.50
	7	10175	12/22/2010 1:42:22 pm	Completed	12/24/2010 3:02:14 am	12/23/2010 9:05:01 pm	B09MC480009	EN	756000508	756000508	CDBG		\$33,047.10
	8	10721	12/22/2010 1:42:22 pm	Completed	12/24/2010 3:02:14 am	12/23/2010 9:05:01 pm	B09MC480009	EN	756000508	756000508	CDBG		\$83,553.13
	9	10810	12/22/2010 1:42:22 pm	Completed	12/24/2010 3:02:14 am	12/23/2010 9:05:01 pm	B09MC480009	EN	756000508	756000508	CDBG		\$55,500.00
	10	5591	12/22/2010 1:42:22 pm	Completed	12/24/2010 3:02:14 am	12/23/2010 9:05:01 pm	B09MC480009	EN	756000508	756000508	CDBG		\$55,249.00
	11	9359	12/22/2010 1:42:22 pm	Completed	12/24/2010 3:02:14 am	12/23/2010 9:05:01 pm	B09MC480009	EN	756000508	756000508	CDBG		\$42,298.84
	12	9879	12/22/2010 1:42:22 pm	Completed	12/24/2010 3:02:14 am	12/23/2010 9:05:01 pm	B09MC480009	EN	756000508	756000508	CDBG		\$4,635.00
	13	9876	12/22/2010 1:42:22 pm	Completed	12/24/2010 3:02:14 am	12/23/2010 9:05:01 pm	B09MC480009	EN	756000508	756000508	CDBG		\$4,577.76
	14	9882	12/22/2010 1:42:22 pm	Completed	12/24/2010 3:02:14 am	12/23/2010 9:05:01 pm	B09MC480009	EN	756000508	756000508	CDBG		\$147,927.26
	15	10376	12/22/2010 1:42:22 pm	Completed	12/24/2010 3:02:14 am	12/23/2010 9:05:01 pm	B09MC480009	EN	756000508	756000508	CDBG		\$10,297.96
	16	10396	12/22/2010 1:42:22 pm	Completed	12/24/2010 3:02:14 am	12/23/2010 9:05:01 pm	B09MC480009	EN	756000508	756000508	CDBG		\$1,457.02
	17	10368	12/22/2010 1:42:22 pm	Revised	9/14/2011 5:24:19 pm	12/23/2010 9:05:01 pm	B09MC480009	EN	756000508	756000508	CDBG		\$8,657.91
	18	10357	12/22/2010 1:42:22 pm	Completed	12/24/2010 3:02:14 am	12/23/2010 9:05:01 pm	B09MC480009	EN	756000508	756000508	CDBG		\$12,020.69
	19	10372	12/22/2010 1:42:22 pm	Completed	12/24/2010 3:02:14 am	12/23/2010 9:05:01 pm	B09MC480009	EN	756000508	756000508	CDBG		\$13,915.49
	20	10374	12/22/2010 1:42:22 pm	Completed	12/24/2010 3:02:14 am	12/23/2010 9:05:01 pm	B09MC480009	EN	756000508	756000508	CDBG		\$7,762.01
	21	10455	12/22/2010 1:42:22 pm	Completed	12/24/2010 3:02:14 am	12/23/2010 9:05:01 pm	B09MC480009	EN	756000508	756000508	CDBG		\$2,813.00

U.S. DEPARTMENT OF HOUSING AND URBAN DEVELOPMENT  
 OFFICE OF COMMUNITY PLANNING AND DEVELOPMENT  
 PR07 - Drawdown Report by Voucher Number - Vouchers Submitted to Loccs

Voucher Number	Line Item	IDIS Act ID	Voucher Created	Voucher Status	Status Date	LOCCS Send Date	Grant Number	Fund Type	Recipient TIN	Payee TIN	Program	PY	Drawn Amount
5207862	22	10355	12/22/2010 1:42:22 pm	Completed	12/24/2010 3:02:14 am	12/23/2010 9:05:01 pm	B09MC480009	EN	756000508	756000508	CDBG		\$3,138.55
	23	10531	12/22/2010 1:42:22 pm	Revised	1/24/2011 8:57:14 pm	12/23/2010 9:05:01 pm	B09MC480009	EN	756000508	756000508	CDBG		\$19,996.87
	24	10361	12/22/2010 1:42:22 pm	Completed	12/24/2010 3:02:14 am	12/23/2010 9:05:01 pm	B09MC480009	EN	756000508	756000508	CDBG		\$855.79
	25	10363	12/22/2010 1:42:22 pm	Completed	12/24/2010 3:02:14 am	12/23/2010 9:05:01 pm	B09MC480009	EN	756000508	756000508	CDBG		\$3,974.06
	26	10353	12/22/2010 1:42:22 pm	Completed	12/24/2010 3:02:14 am	12/23/2010 9:05:01 pm	B09MC480009	EN	756000508	756000508	CDBG		\$2,741.65
	27	10382	12/22/2010 1:42:22 pm	Completed	12/24/2010 3:02:14 am	12/23/2010 9:05:01 pm	B09MC480009	EN	756000508	756000508	CDBG		\$100,215.97
	28	10393	12/22/2010 1:42:22 pm	Completed	12/24/2010 3:02:14 am	12/23/2010 9:05:01 pm	B09MC480009	EN	756000508	756000508	CDBG		\$33,914.87
	29	10365	12/22/2010 1:42:22 pm	Completed	12/24/2010 3:02:14 am	12/23/2010 9:05:01 pm	B09MC480009	EN	756000508	756000508	CDBG		\$166,313.42
	30	10381	12/22/2010 1:42:22 pm	Completed	12/24/2010 3:02:14 am	12/23/2010 9:05:01 pm	B09MC480009	EN	756000508	756000508	CDBG		\$4,035.99
	31	10532	12/22/2010 1:42:22 pm	Completed	12/24/2010 3:02:14 am	12/23/2010 9:05:01 pm	B09MC480009	EN	756000508	756000508	CDBG		\$68,677.10
	32	10367	12/22/2010 1:42:22 pm	Completed	12/24/2010 3:02:14 am	12/23/2010 9:05:01 pm	B09MC480009	EN	756000508	756000508	CDBG		\$311.56
	33	10388	12/22/2010 1:42:22 pm	Completed	12/24/2010 3:02:14 am	12/23/2010 9:05:01 pm	B09MC480009	EN	756000508	756000508	CDBG		\$2,646.53
	34	10346	12/22/2010 1:42:22 pm	Completed	12/24/2010 3:02:14 am	12/23/2010 9:05:01 pm	B09MC480009	EN	756000508	756000508	CDBG		\$1,844.66
	35	10356	12/22/2010 1:42:22 pm	Completed	12/24/2010 3:02:14 am	12/23/2010 9:05:01 pm	B09MC480009	EN	756000508	756000508	CDBG		\$512.82
	36	5582	12/22/2010 1:42:22 pm	Completed	12/24/2010 3:02:14 am	12/23/2010 9:05:01 pm	B09MC480009	EN	756000508	756000508	CDBG		\$19,459.66
	37	10531	1/24/2011 8:57:14 pm	Completed	1/24/2011 8:57:14 pm	12/23/2010 9:05:01 pm	B09MC480009	EN	756000508	756000508	CDBG		\$8,271.40
	38	10365	1/24/2011 8:57:14 pm	Completed	1/24/2011 8:57:14 pm	12/23/2010 9:05:01 pm	B09MC480009	EN	756000508	756000508	CDBG		\$11,725.47
	39	10367	5/11/2011 5:12:12 pm	Completed	5/11/2011 5:12:12 pm	12/23/2010 9:05:01 pm	B09MC480009	EN	756000508	756000508	CDBG		\$36,825.50
	40	10965	9/14/2011 5:24:19 pm	Completed	9/14/2011 5:24:19 pm	12/23/2010 9:05:01 pm	B09MC480009	EN	756000508	756000508	CDBG		\$8,657.91
5214293	1	11033	1/11/2011 9:46:09 am	Completed	1/13/2011 3:01:55 am	1/12/2011 9:05:21 pm	B09MC480009	EN	756000508	756000508	CDBG		\$24,614.49
5220250	1	9017	1/24/2011 5:28:51 pm	Revised	2/16/2011 12:27:19 pm	1/26/2011 9:05:28 pm	B09MC480009	EN	756000508	756000508	CDBG		\$88,651.78
	2	9600	1/24/2011 5:28:51 pm	Completed	1/27/2011 3:01:52 am	1/26/2011 9:05:28 pm	B09MC480009	EN	756000508	756000508	CDBG		\$3,376.62
	3	10050	1/24/2011 5:28:51 pm	Revised	5/11/2011 5:10:53 pm	1/26/2011 9:05:28 pm	B09MC480009	EN	756000508	756000508	CDBG		\$21,803.00
	4	10113	1/24/2011 5:28:51 pm	Completed	1/27/2011 3:01:52 am	1/26/2011 9:05:28 pm	B09MC480009	EN	756000508	756000508	CDBG		\$6,071.92
	5	10175	1/24/2011 5:28:51 pm	Completed	1/27/2011 3:01:52 am	1/26/2011 9:05:28 pm	B09MC480009	EN	756000508	756000508	CDBG		\$9,334.80

U.S. DEPARTMENT OF HOUSING AND URBAN DEVELOPMENT  
 OFFICE OF COMMUNITY PLANNING AND DEVELOPMENT  
 PR07 - Drawdown Report by Voucher Number - Vouchers Submitted to Loccs

Voucher Number	Line Item	IDIS Act ID	Voucher Created	Voucher Status	Status Date	LOCCS Send Date	Grant Number	Fund Type	Recipient TIN	Payee TIN	Program	PY	Drawn Amount
5220250	6	10810	1/24/2011 5:28:51 pm	Completed	1/27/2011 3:01:52 am	1/26/2011 9:05:28 pm	B09MC480009	EN	756000508	756000508	CDBG		\$165,197.94
	7	9359	1/24/2011 5:28:51 pm	Completed	1/27/2011 3:01:52 am	1/26/2011 9:05:28 pm	B09MC480009	EN	756000508	756000508	CDBG		\$10,660.03
	8	9360	1/24/2011 5:28:51 pm	Completed	1/27/2011 3:01:52 am	1/26/2011 9:05:28 pm	B09MC480009	EN	756000508	756000508	CDBG		\$5,318.52
	9	9879	1/24/2011 5:28:51 pm	Completed	1/27/2011 3:01:52 am	1/26/2011 9:05:28 pm	B09MC480009	EN	756000508	756000508	CDBG		\$515.00
	10	9876	1/24/2011 5:28:51 pm	Completed	1/27/2011 3:01:52 am	1/26/2011 9:05:28 pm	B09MC480009	EN	756000508	756000508	CDBG		\$10,265.60
	11	9882	1/24/2011 5:28:51 pm	Completed	1/27/2011 3:01:52 am	1/26/2011 9:05:28 pm	B09MC480009	EN	756000508	756000508	CDBG		\$417,922.07
	12	9852	1/24/2011 5:28:51 pm	Completed	1/27/2011 3:01:52 am	1/26/2011 9:05:28 pm	B09MC480009	EN	756000508	756000508	CDBG		\$18,427.79
	13	10383	1/24/2011 5:28:51 pm	Completed	1/27/2011 3:01:52 am	1/26/2011 9:05:28 pm	B09MC480009	EN	756000508	756000508	CDBG		\$2,456.47
	14	10347	1/24/2011 5:28:51 pm	Completed	1/27/2011 3:01:52 am	1/26/2011 9:05:28 pm	B09MC480009	EN	756000508	756000508	CDBG		\$63.50
	15	10396	1/24/2011 5:28:51 pm	Revised	4/14/2011 10:49:25 am	1/26/2011 9:05:28 pm	B09MC480009	EN	756000508	756000508	CDBG		\$604.51
	16	10392	1/24/2011 5:28:51 pm	Completed	1/27/2011 3:01:52 am	1/26/2011 9:05:28 pm	B09MC480009	EN	756000508	756000508	CDBG		\$945.96
	17	10372	1/24/2011 5:28:51 pm	Completed	1/27/2011 3:01:52 am	1/26/2011 9:05:28 pm	B09MC480009	EN	756000508	756000508	CDBG		\$7,099.26
	18	10350	1/24/2011 5:28:51 pm	Completed	1/27/2011 3:01:52 am	1/26/2011 9:05:28 pm	B09MC480009	EN	756000508	756000508	CDBG		\$1,194.16
	19	10455	1/24/2011 5:28:51 pm	Revised	8/15/2011 3:02:40 pm	1/26/2011 9:05:28 pm	B09MC480009	EN	756000508	756000508	CDBG		\$244.31
	20	10355	1/24/2011 5:28:51 pm	Completed	1/27/2011 3:01:52 am	1/26/2011 9:05:28 pm	B09MC480009	EN	756000508	756000508	CDBG		\$2,020.00
	21	10531	1/24/2011 5:28:51 pm	Revised	2/16/2011 12:28:26 pm	1/26/2011 9:05:28 pm	B09MC480009	EN	756000508	756000508	CDBG		\$17.06
	22	10361	1/24/2011 5:28:51 pm	Completed	1/27/2011 3:01:52 am	1/26/2011 9:05:28 pm	B09MC480009	EN	756000508	756000508	CDBG		\$541.17
	23	10363	1/24/2011 5:28:51 pm	Completed	1/27/2011 3:01:52 am	1/26/2011 9:05:28 pm	B09MC480009	EN	756000508	756000508	CDBG		\$1,190.97
	24	10353	1/24/2011 5:28:51 pm	Completed	1/27/2011 3:01:52 am	1/26/2011 9:05:28 pm	B09MC480009	EN	756000508	756000508	CDBG		\$10,312.20
	25	10373	1/24/2011 5:28:51 pm	Completed	1/27/2011 3:01:52 am	1/26/2011 9:05:28 pm	B09MC480009	EN	756000508	756000508	CDBG		\$2,583.26
	26	10514	1/24/2011 5:28:51 pm	Completed	1/27/2011 3:01:52 am	1/26/2011 9:05:28 pm	B09MC480009	EN	756000508	756000508	CDBG		\$1,500.00
	27	10382	1/24/2011 5:28:51 pm	Completed	1/27/2011 3:01:52 am	1/26/2011 9:05:28 pm	B09MC480009	EN	756000508	756000508	CDBG		\$1,127.73
	28	10393	1/24/2011 5:28:51 pm	Completed	1/27/2011 3:01:52 am	1/26/2011 9:05:28 pm	B09MC480009	EN	756000508	756000508	CDBG		\$7,069.79
	30	10367	1/24/2011 5:28:51 pm	Completed	1/27/2011 3:01:52 am	1/26/2011 9:05:28 pm	B09MC480009	EN	756000508	756000508	CDBG		\$2,689.57
	31	10388	1/24/2011 5:28:51 pm	Completed	1/27/2011 3:01:52 am	1/26/2011 9:05:28 pm	B09MC480009	EN	756000508	756000508	CDBG		\$2,597.76

U.S. DEPARTMENT OF HOUSING AND URBAN DEVELOPMENT  
 OFFICE OF COMMUNITY PLANNING AND DEVELOPMENT  
 PR07 - Drawdown Report by Voucher Number - Vouchers Submitted to Loccs

Voucher Number	Line Item	IDIS Act ID	Voucher Created	Voucher Status	Status Date	LOCCS Send Date	Grant Number	Fund Type	Recipient TIN	Payee TIN	Program	PY	Drawn Amount
5220250	32	10346	1/24/2011 5:28:51 pm	Completed	1/27/2011 3:01:52 am	1/26/2011 9:05:28 pm	B09MC480009	EN	756000508	756000508	CDBG		\$4,028.81
	33	9882	2/16/2011 12:27:19 pm	Completed	2/16/2011 12:27:19 pm	1/26/2011 9:05:28 pm	B09MC480009	EN	756000508	756000508	CDBG		\$88,651.78
	34	10893	2/16/2011 12:28:26 pm	Completed	2/16/2011 12:28:26 pm	1/26/2011 9:05:28 pm	B09MC480009	EN	756000508	756000508	CDBG		\$17.06
	35	10396	4/14/2011 10:49:25 am	Completed	4/14/2011 10:49:25 am	1/26/2011 9:05:28 pm	B09MC480009	EN	756000508	756000508	CDBG		\$548.93
	36	10967	4/14/2011 10:49:25 am	Completed	4/14/2011 10:49:25 am	1/26/2011 9:05:28 pm	B09MC480009	EN	756000508	756000508	CDBG		\$55.58
	37	10367	5/11/2011 5:10:53 pm	Revised	8/15/2011 12:28:56 pm	1/26/2011 9:05:28 pm	B09MC480009	EN	756000508	756000508	CDBG		\$21,803.00
	38	10367	8/15/2011 12:28:56 pm	Completed	8/15/2011 12:28:56 pm	1/26/2011 9:05:28 pm	B09MC480009	EN	756000508	756000508	CDBG		\$3,786.81
	39	10050	8/15/2011 12:28:56 pm	Completed	8/15/2011 12:28:56 pm	1/26/2011 9:05:28 pm	B09MC480009	EN	756000508	756000508	CDBG		\$18,016.19
40	11149	8/15/2011 3:02:40 pm	Completed	8/15/2011 3:02:40 pm	1/26/2011 9:05:28 pm	B09MC480009	EN	756000508	756000508	CDBG		\$244.31	
5220620	1	10945	1/25/2011 12:24:13 pm	Completed	1/27/2011 3:01:52 am	1/26/2011 9:05:28 pm	B09MC480009	EN	756000508	756000508	CDBG		\$15,262.76
	2	10947	1/25/2011 12:24:13 pm	Completed	1/27/2011 3:01:52 am	1/26/2011 9:05:28 pm	B09MC480009	EN	756000508	756000508	CDBG		\$7,329.83
	3	10973	1/25/2011 12:24:13 pm	Completed	1/27/2011 3:01:52 am	1/26/2011 9:05:28 pm	B09MC480009	EN	756000508	756000508	CDBG		\$28,080.33
	4	10967	1/25/2011 12:24:13 pm	Completed	1/27/2011 3:01:52 am	1/26/2011 9:05:28 pm	B09MC480009	EN	756000508	756000508	CDBG		\$36,514.23
	5	10966	1/25/2011 12:24:13 pm	Completed	1/27/2011 3:01:52 am	1/26/2011 9:05:28 pm	B09MC480009	EN	756000508	756000508	CDBG		\$49,401.61
	6	10976	1/25/2011 12:24:13 pm	Revised	6/17/2011 11:11:51 am	1/26/2011 9:05:28 pm	B09MC480009	EN	756000508	756000508	CDBG		\$18,253.22
	7	10952	1/25/2011 12:24:13 pm	Revised	6/17/2011 11:14:06 am	1/26/2011 9:05:28 pm	B09MC480009	EN	756000508	756000508	CDBG		\$24,894.32
	8	10965	1/25/2011 12:24:13 pm	Completed	1/27/2011 3:01:52 am	1/26/2011 9:05:28 pm	B09MC480009	EN	756000508	756000508	CDBG		\$4,104.33
	9	10995	1/25/2011 12:24:13 pm	Completed	1/27/2011 3:01:52 am	1/26/2011 9:05:28 pm	B09MC480009	EN	756000508	756000508	CDBG		\$8,074.00
	10	10977	1/25/2011 12:24:13 pm	Completed	1/27/2011 3:01:52 am	1/26/2011 9:05:28 pm	B09MC480009	EN	756000508	756000508	CDBG		\$6,948.18
	11	10956	1/25/2011 12:24:13 pm	Completed	1/27/2011 3:01:52 am	1/26/2011 9:05:28 pm	B09MC480009	EN	756000508	756000508	CDBG		\$74,122.59
	12	10953	1/25/2011 12:24:13 pm	Completed	1/27/2011 3:01:52 am	1/26/2011 9:05:28 pm	B09MC480009	EN	756000508	756000508	CDBG		\$68,160.06
	13	10975	1/25/2011 12:24:13 pm	Completed	1/27/2011 3:01:52 am	1/26/2011 9:05:28 pm	B09MC480009	EN	756000508	756000508	CDBG		\$63,113.86
	14	10957	1/25/2011 12:24:13 pm	Completed	1/27/2011 3:01:52 am	1/26/2011 9:05:28 pm	B09MC480009	EN	756000508	756000508	CDBG		\$7,703.10
	15	10970	1/25/2011 12:24:13 pm	Completed	1/27/2011 3:01:52 am	1/26/2011 9:05:28 pm	B09MC480009	EN	756000508	756000508	CDBG		\$1,856.25
	16	10960	1/25/2011 12:24:13 pm	Completed	1/27/2011 3:01:52 am	1/26/2011 9:05:28 pm	B09MC480009	EN	756000508	756000508	CDBG		\$39,203.01

U.S. DEPARTMENT OF HOUSING AND URBAN DEVELOPMENT  
 OFFICE OF COMMUNITY PLANNING AND DEVELOPMENT  
 PR07 - Drawdown Report by Voucher Number - Vouchers Submitted to Loccs

Voucher Number	Line Item	IDIS Act ID	Voucher Created	Voucher Status	Status Date	LOCCS Send Date	Grant Number	Fund Type	Recipient TIN	Payee TIN	Program	PY	Drawn Amount
5220620	17	10892	1/25/2011 12:24:13 pm	Completed	1/27/2011 3:01:52 am	1/26/2011 9:05:28 pm	B09MC480009	EN	756000508	756000508	CDBG		\$1,209.50
	18	11024	1/25/2011 12:24:13 pm	Completed	1/27/2011 3:01:52 am	1/26/2011 9:05:28 pm	B09MC480009	EN	756000508	756000508	CDBG		\$3,875.91
	19	10883	1/25/2011 12:24:13 pm	Completed	1/27/2011 3:01:52 am	1/26/2011 9:05:28 pm	B09MC480009	EN	756000508	756000508	CDBG		\$5,310.00
	20	11025	1/25/2011 12:24:13 pm	Completed	1/27/2011 3:01:52 am	1/26/2011 9:05:28 pm	B09MC480009	EN	756000508	756000508	CDBG		\$11,725.00
	21	10889	1/25/2011 12:24:13 pm	Completed	1/27/2011 3:01:52 am	1/26/2011 9:05:28 pm	B09MC480009	EN	756000508	756000508	CDBG		\$30,172.08
	22	10893	1/25/2011 12:24:13 pm	Completed	1/27/2011 3:01:52 am	1/26/2011 9:05:28 pm	B09MC480009	EN	756000508	756000508	CDBG		\$29,804.99
	23	10894	1/25/2011 12:24:13 pm	Completed	1/27/2011 3:01:52 am	1/26/2011 9:05:28 pm	B09MC480009	EN	756000508	756000508	CDBG		\$10,371.32
	24	10899	1/25/2011 12:24:13 pm	Completed	1/27/2011 3:01:52 am	1/26/2011 9:05:28 pm	B09MC480009	EN	756000508	756000508	CDBG		\$11,574.27
	25	10974	1/25/2011 12:24:13 pm	Completed	1/27/2011 3:01:52 am	1/26/2011 9:05:28 pm	B09MC480009	EN	756000508	756000508	CDBG		\$29,651.44
	26	10944	1/25/2011 12:24:13 pm	Completed	1/27/2011 3:01:52 am	1/26/2011 9:05:28 pm	B09MC480009	EN	756000508	756000508	CDBG		\$2,549.39
	27	10898	1/25/2011 12:24:13 pm	Completed	1/27/2011 3:01:52 am	1/26/2011 9:05:28 pm	B09MC480009	EN	756000508	756000508	CDBG		\$3,493.62
	28	10971	1/25/2011 12:24:13 pm	Completed	1/27/2011 3:01:52 am	1/26/2011 9:05:28 pm	B09MC480009	EN	756000508	756000508	CDBG		\$64,955.56
	29	10972	1/25/2011 12:24:13 pm	Completed	1/27/2011 3:01:52 am	1/26/2011 9:05:28 pm	B09MC480009	EN	756000508	756000508	CDBG		\$36,819.68
	30	10962	1/25/2011 12:24:13 pm	Completed	1/27/2011 3:01:52 am	1/26/2011 9:05:28 pm	B09MC480009	EN	756000508	756000508	CDBG		\$30,168.58
	31	10963	1/25/2011 12:24:13 pm	Completed	1/27/2011 3:01:52 am	1/26/2011 9:05:28 pm	B09MC480009	EN	756000508	756000508	CDBG		\$1,855.66
	32	10978	1/25/2011 12:24:13 pm	Completed	1/27/2011 3:01:52 am	1/26/2011 9:05:28 pm	B09MC480009	EN	756000508	756000508	CDBG		\$1,072.59
	33	10976	6/17/2011 11:11:51 am	Revised	9/14/2011 6:40:07 pm	1/26/2011 9:05:28 pm	B09MC480009	EN	756000508	756000508	CDBG		\$14,420.87
	34	10966	6/17/2011 11:11:51 am	Completed	6/17/2011 11:11:51 am	1/26/2011 9:05:28 pm	B09MC480009	EN	756000508	756000508	CDBG		\$3,832.35
	35	10966	6/17/2011 11:14:06 am	Completed	6/17/2011 11:14:06 am	1/26/2011 9:05:28 pm	B09MC480009	EN	756000508	756000508	CDBG		\$24,894.32
	36	10976	9/14/2011 6:40:07 pm	Completed	9/14/2011 6:40:07 pm	1/26/2011 9:05:28 pm	B09MC480009	EN	756000508	756000508	CDBG		\$11,319.63
	37	10975	9/14/2011 6:40:07 pm	Completed	9/14/2011 6:40:07 pm	1/26/2011 9:05:28 pm	B09MC480009	EN	756000508	756000508	CDBG		\$3,101.24
5220629	1	10897	1/25/2011 12:29:33 pm	Completed	1/27/2011 3:01:52 am	1/26/2011 9:05:28 pm	B09MC480009	EN	756000508	756000508	CDBG		\$7,188.17
	2	10895	1/25/2011 12:29:33 pm	Completed	1/27/2011 3:01:52 am	1/26/2011 9:05:28 pm	B09MC480009	EN	756000508	756000508	CDBG		\$4,367.50
	3	10896	1/25/2011 12:29:33 pm	Completed	1/27/2011 3:01:52 am	1/26/2011 9:05:28 pm	B09MC480009	EN	756000508	756000508	CDBG		\$3,314.75
5220791	1	10365	1/25/2011 2:30:37 pm	Completed	1/27/2011 3:01:52 am	1/26/2011 9:05:28 pm	B09MC480009	EN	756000508	756000508	CDBG		\$75,089.42



U.S. DEPARTMENT OF HOUSING AND URBAN DEVELOPMENT  
 OFFICE OF COMMUNITY PLANNING AND DEVELOPMENT  
 PR07 - Drawdown Report by Voucher Number - Vouchers Submitted to Loccs

Voucher Number	Line Item	IDIS Act ID	Voucher Created	Voucher Status	Status Date	LOCCS Send Date	Grant Number	Fund Type	Recipient TIN	Payee TIN	Program	PY	Drawn Amount
5220791	2	10371	1/25/2011 2:30:37 pm	Completed	1/27/2011 3:01:52 am	1/26/2011 9:05:28 pm	B09MC480009	EN	756000508	756000508	CDBG		\$9,734.35
5231318	1	8498	2/16/2011 3:34:17 pm	Revised	4/14/2011 10:42:00 am	2/17/2011 9:05:03 pm	B09MC480009	EN	756000508	756000508	CDBG		\$18.46
	2	9245	2/16/2011 3:34:17 pm	Completed	2/18/2011 3:03:06 am	2/17/2011 9:05:03 pm	B09MC480009	EN	756000508	756000508	CDBG		\$7.51
	3	9600	2/16/2011 3:34:17 pm	Completed	2/18/2011 3:03:06 am	2/17/2011 9:05:03 pm	B09MC480009	EN	756000508	756000508	CDBG		\$9,137.80
	4	9771	2/16/2011 3:34:17 pm	Completed	2/18/2011 3:03:06 am	2/17/2011 9:05:03 pm	B09MC480009	EN	756000508	756000508	CDBG		\$12,107.56
	5	10050	2/16/2011 3:34:17 pm	Revised	5/11/2011 5:09:19 pm	2/17/2011 9:05:03 pm	B09MC480009	EN	756000508	756000508	CDBG		\$9,997.00
	6	10113	2/16/2011 3:34:17 pm	Completed	2/18/2011 3:03:06 am	2/17/2011 9:05:03 pm	B09MC480009	EN	756000508	756000508	CDBG		\$12,503.11
	7	10175	2/16/2011 3:34:17 pm	Revised	7/19/2011 10:50:56 am	2/17/2011 9:05:03 pm	B09MC480009	EN	756000508	756000508	CDBG		\$9,263.80
	8	10397	2/16/2011 3:34:17 pm	Completed	2/18/2011 3:03:06 am	2/17/2011 9:05:03 pm	B09MC480009	EN	756000508	756000508	CDBG		\$1,347.00
	9	10810	2/16/2011 3:34:17 pm	Completed	2/18/2011 3:03:06 am	2/17/2011 9:05:03 pm	B09MC480009	EN	756000508	756000508	CDBG		\$10,000.00
	10	5591	2/16/2011 3:34:17 pm	Completed	2/18/2011 3:03:06 am	2/17/2011 9:05:03 pm	B09MC480009	EN	756000508	756000508	CDBG		\$42,321.65
	11	9359	2/16/2011 3:34:17 pm	Completed	2/18/2011 3:03:06 am	2/17/2011 9:05:03 pm	B09MC480009	EN	756000508	756000508	CDBG		\$1,647.33
	12	9360	2/16/2011 3:34:17 pm	Completed	2/18/2011 3:03:06 am	2/17/2011 9:05:03 pm	B09MC480009	EN	756000508	756000508	CDBG		\$6,513.75
	13	9876	2/16/2011 3:34:17 pm	Completed	2/18/2011 3:03:06 am	2/17/2011 9:05:03 pm	B09MC480009	EN	756000508	756000508	CDBG		\$4,599.50
	14	9882	2/16/2011 3:34:17 pm	Completed	2/18/2011 3:03:06 am	2/17/2011 9:05:03 pm	B09MC480009	EN	756000508	756000508	CDBG		\$8,915.61
	15	10383	2/16/2011 3:34:17 pm	Completed	2/18/2011 3:03:06 am	2/17/2011 9:05:03 pm	B09MC480009	EN	756000508	756000508	CDBG		\$180.00
	16	10395	2/16/2011 3:34:17 pm	Completed	2/18/2011 3:03:06 am	2/17/2011 9:05:03 pm	B09MC480009	EN	756000508	756000508	CDBG		\$25,036.76
	17	10396	2/16/2011 3:34:17 pm	Revised	4/14/2011 10:45:38 am	2/17/2011 9:05:03 pm	B09MC480009	EN	756000508	756000508	CDBG		\$1,929.94
	18	10378	2/16/2011 3:34:17 pm	Revised	5/11/2011 4:52:26 pm	2/17/2011 9:05:03 pm	B09MC480009	EN	756000508	756000508	CDBG		\$13,590.46
	19	10513	2/16/2011 3:34:17 pm	Completed	2/18/2011 3:03:06 am	2/17/2011 9:05:03 pm	B09MC480009	EN	756000508	756000508	CDBG		\$4,887.03
	20	10377	2/16/2011 3:34:17 pm	Completed	2/18/2011 3:03:06 am	2/17/2011 9:05:03 pm	B09MC480009	EN	756000508	756000508	CDBG		\$132.00
	21	10353	2/16/2011 3:34:17 pm	Completed	2/18/2011 3:03:06 am	2/17/2011 9:05:03 pm	B09MC480009	EN	756000508	756000508	CDBG		\$4,247.83
	22	10373	2/16/2011 3:34:17 pm	Completed	2/18/2011 3:03:06 am	2/17/2011 9:05:03 pm	B09MC480009	EN	756000508	756000508	CDBG		\$562.00
	23	10380	2/16/2011 3:34:17 pm	Revised	4/14/2011 10:38:25 am	2/17/2011 9:05:03 pm	B09MC480009	EN	756000508	756000508	CDBG		\$2,411.85
	24	10382	2/16/2011 3:34:17 pm	Completed	2/18/2011 3:03:06 am	2/17/2011 9:05:03 pm	B09MC480009	EN	756000508	756000508	CDBG		\$562.00

U.S. DEPARTMENT OF HOUSING AND URBAN DEVELOPMENT  
 OFFICE OF COMMUNITY PLANNING AND DEVELOPMENT  
 PR07 - Drawdown Report by Voucher Number - Vouchers Submitted to Loccs

Voucher Number	Line Item	IDIS Act ID	Voucher Created	Voucher Status	Status Date	LOCCS Send Date	Grant Number	Fund Type	Recipient TIN	Payee TIN	Program	PY	Drawn Amount
5231318	25	10354	2/16/2011 3:34:17 pm	Revised	4/14/2011 10:44:17 am	2/17/2011 9:05:03 pm	B09MC480009	EN	756000508	756000508	CDBG		\$2,830.68
	26	10393	2/16/2011 3:34:17 pm	Completed	2/18/2011 3:03:06 am	2/17/2011 9:05:03 pm	B09MC480009	EN	756000508	756000508	CDBG		\$1,500.00
	28	10381	2/16/2011 3:34:17 pm	Completed	2/18/2011 3:03:06 am	2/17/2011 9:05:03 pm	B09MC480009	EN	756000508	756000508	CDBG		\$6,747.33
	29	10532	2/16/2011 3:34:17 pm	Completed	2/18/2011 3:03:06 am	2/17/2011 9:05:03 pm	B09MC480009	EN	756000508	756000508	CDBG		\$27,503.87
	30	10367	2/16/2011 3:34:17 pm	Completed	2/18/2011 3:03:06 am	2/17/2011 9:05:03 pm	B09MC480009	EN	756000508	756000508	CDBG		\$4,200.75
	31	10516	2/16/2011 3:34:17 pm	Completed	2/18/2011 3:03:06 am	2/17/2011 9:05:03 pm	B09MC480009	EN	756000508	756000508	CDBG		\$2,901.00
	33	10387	2/16/2011 3:34:17 pm	Completed	2/18/2011 3:03:06 am	2/17/2011 9:05:03 pm	B09MC480009	EN	756000508	756000508	CDBG		\$12.78
	36	10895	2/16/2011 3:34:17 pm	Completed	2/18/2011 3:03:06 am	2/17/2011 9:05:03 pm	B09MC480009	EN	756000508	756000508	CDBG		\$2,592.50
	37	10896	2/16/2011 3:34:17 pm	Completed	2/18/2011 3:03:06 am	2/17/2011 9:05:03 pm	B09MC480009	EN	756000508	756000508	CDBG		\$3,281.76
	38	10355	2/16/2011 3:34:17 pm	Completed	2/18/2011 3:03:06 am	2/17/2011 9:05:03 pm	B09MC480009	EN	756000508	756000508	CDBG		\$2,761.00
	39	10380	4/14/2011 10:38:25 am	Completed	4/14/2011 10:38:25 am	2/17/2011 9:05:03 pm	B09MC480009	EN	756000508	756000508	CDBG		\$1,609.26
	40	10975	4/14/2011 10:38:25 am	Completed	4/14/2011 10:38:25 am	2/17/2011 9:05:03 pm	B09MC480009	EN	756000508	756000508	CDBG		\$802.59
	41	10713	4/14/2011 10:42:00 am	Completed	4/14/2011 10:42:00 am	2/17/2011 9:05:03 pm	B09MC480009	EN	756000508	756000508	CDBG		\$18.46
	42	10354	4/14/2011 10:44:17 am	Completed	4/14/2011 10:44:17 am	2/17/2011 9:05:03 pm	B09MC480009	EN	756000508	756000508	CDBG		\$0.25
	43	10975	4/14/2011 10:44:17 am	Completed	4/14/2011 10:44:17 am	2/17/2011 9:05:03 pm	B09MC480009	EN	756000508	756000508	CDBG		\$2,830.43
	44	10967	4/14/2011 10:45:38 am	Completed	4/14/2011 10:45:38 am	2/17/2011 9:05:03 pm	B09MC480009	EN	756000508	756000508	CDBG		\$1,929.94
	45	10964	5/11/2011 4:52:26 pm	Completed	5/11/2011 4:52:26 pm	2/17/2011 9:05:03 pm	B09MC480009	EN	756000508	756000508	CDBG		\$13,590.46
	46	10367	5/11/2011 5:09:19 pm	Completed	5/11/2011 5:09:19 pm	2/17/2011 9:05:03 pm	B09MC480009	EN	756000508	756000508	CDBG		\$9,997.00
	47	10175	7/19/2011 10:50:56 am	Completed	7/19/2011 10:50:56 am	2/17/2011 9:05:03 pm	B09MC480009	EN	756000508	756000508	CDBG		\$6,667.64
	48	10174	7/19/2011 10:50:56 am	Completed	7/19/2011 10:50:56 am	2/17/2011 9:05:03 pm	B09MC480009	EN	756000508	756000508	CDBG		\$2,596.16
5231340	1	10945	2/16/2011 3:51:46 pm	Completed	2/18/2011 3:03:06 am	2/17/2011 9:05:03 pm	B09MC480009	EN	756000508	756000508	CDBG		\$19,472.69
	2	10947	2/16/2011 3:51:46 pm	Completed	2/18/2011 3:03:06 am	2/17/2011 9:05:03 pm	B09MC480009	EN	756000508	756000508	CDBG		\$4,804.90
	3	10973	2/16/2011 3:51:46 pm	Completed	2/18/2011 3:03:06 am	2/17/2011 9:05:03 pm	B09MC480009	EN	756000508	756000508	CDBG		\$46,280.45
	4	10967	2/16/2011 3:51:46 pm	Completed	2/18/2011 3:03:06 am	2/17/2011 9:05:03 pm	B09MC480009	EN	756000508	756000508	CDBG		\$28,105.08
	5	10966	2/16/2011 3:51:46 pm	Completed	2/18/2011 3:03:06 am	2/17/2011 9:05:03 pm	B09MC480009	EN	756000508	756000508	CDBG		\$29,619.65

U.S. DEPARTMENT OF HOUSING AND URBAN DEVELOPMENT  
 OFFICE OF COMMUNITY PLANNING AND DEVELOPMENT  
 PR07 - Drawdown Report by Voucher Number - Vouchers Submitted to Loccs

Voucher Number	Line Item	IDIS Act ID	Voucher Created	Voucher Status	Status Date	LOCCS Send Date	Grant Number	Fund Type	Recipient TIN	Payee TIN	Program	PY	Drawn Amount
5231340	6	10976	2/16/2011 3:51:46 pm	Completed	2/18/2011 3:03:06 am	2/17/2011 9:05:03 pm	B09MC480009	EN	756000508	756000508	CDBG		\$5,580.02
	7	10952	2/16/2011 3:51:46 pm	Revised	9/14/2011 6:35:47 pm	2/17/2011 9:05:03 pm	B09MC480009	EN	756000508	756000508	CDBG		\$7,901.91
	8	10965	2/16/2011 3:51:46 pm	Completed	2/18/2011 3:03:06 am	2/17/2011 9:05:03 pm	B09MC480009	EN	756000508	756000508	CDBG		\$8,996.16
	9	10959	2/16/2011 3:51:46 pm	Completed	2/18/2011 3:03:06 am	2/17/2011 9:05:03 pm	B09MC480009	EN	756000508	756000508	CDBG		\$17,929.00
	10	10995	2/16/2011 3:51:46 pm	Completed	2/18/2011 3:03:06 am	2/17/2011 9:05:03 pm	B09MC480009	EN	756000508	756000508	CDBG		\$8,000.00
	11	10977	2/16/2011 3:51:46 pm	Completed	2/18/2011 3:03:06 am	2/17/2011 9:05:03 pm	B09MC480009	EN	756000508	756000508	CDBG		\$10,090.62
	12	10956	2/16/2011 3:51:46 pm	Completed	2/18/2011 3:03:06 am	2/17/2011 9:05:03 pm	B09MC480009	EN	756000508	756000508	CDBG		\$94,077.55
	13	10953	2/16/2011 3:51:46 pm	Completed	2/18/2011 3:03:06 am	2/17/2011 9:05:03 pm	B09MC480009	EN	756000508	756000508	CDBG		\$26,428.94
	14	10975	2/16/2011 3:51:46 pm	Completed	2/18/2011 3:03:06 am	2/17/2011 9:05:03 pm	B09MC480009	EN	756000508	756000508	CDBG		\$11,140.34
	15	10957	2/16/2011 3:51:46 pm	Completed	2/18/2011 3:03:06 am	2/17/2011 9:05:03 pm	B09MC480009	EN	756000508	756000508	CDBG		\$71,151.81
	16	10960	2/16/2011 3:51:46 pm	Completed	2/18/2011 3:03:06 am	2/17/2011 9:05:03 pm	B09MC480009	EN	756000508	756000508	CDBG		\$36,209.48
	17	10892	2/16/2011 3:51:46 pm	Completed	2/18/2011 3:03:06 am	2/17/2011 9:05:03 pm	B09MC480009	EN	756000508	756000508	CDBG		\$5,230.50
	18	10889	2/16/2011 3:51:46 pm	Completed	2/18/2011 3:03:06 am	2/17/2011 9:05:03 pm	B09MC480009	EN	756000508	756000508	CDBG		\$29,641.37
	19	10893	2/16/2011 3:51:46 pm	Completed	2/18/2011 3:03:06 am	2/17/2011 9:05:03 pm	B09MC480009	EN	756000508	756000508	CDBG		\$17,695.02
	20	10894	2/16/2011 3:51:46 pm	Completed	2/18/2011 3:03:06 am	2/17/2011 9:05:03 pm	B09MC480009	EN	756000508	756000508	CDBG		\$10,350.75
	21	10979	2/16/2011 3:51:46 pm	Completed	2/18/2011 3:03:06 am	2/17/2011 9:05:03 pm	B09MC480009	EN	756000508	756000508	CDBG		\$78,612.79
	22	10899	2/16/2011 3:51:46 pm	Completed	2/18/2011 3:03:06 am	2/17/2011 9:05:03 pm	B09MC480009	EN	756000508	756000508	CDBG		\$3,729.52
	23	10974	2/16/2011 3:51:46 pm	Completed	2/18/2011 3:03:06 am	2/17/2011 9:05:03 pm	B09MC480009	EN	756000508	756000508	CDBG		\$33,249.78
	24	10898	2/16/2011 3:51:46 pm	Completed	2/18/2011 3:03:06 am	2/17/2011 9:05:03 pm	B09MC480009	EN	756000508	756000508	CDBG		\$2,836.73
	25	10971	2/16/2011 3:51:46 pm	Completed	2/18/2011 3:03:06 am	2/17/2011 9:05:03 pm	B09MC480009	EN	756000508	756000508	CDBG		\$36,919.22
	26	10972	2/16/2011 3:51:46 pm	Completed	2/18/2011 3:03:06 am	2/17/2011 9:05:03 pm	B09MC480009	EN	756000508	756000508	CDBG		\$41,394.43
	27	10962	2/16/2011 3:51:46 pm	Completed	2/18/2011 3:03:06 am	2/17/2011 9:05:03 pm	B09MC480009	EN	756000508	756000508	CDBG		\$30,151.12
	28	10963	2/16/2011 3:51:46 pm	Completed	2/18/2011 3:03:06 am	2/17/2011 9:05:03 pm	B09MC480009	EN	756000508	756000508	CDBG		\$5,146.04
	29	10978	2/16/2011 3:51:46 pm	Completed	2/18/2011 3:03:06 am	2/17/2011 9:05:03 pm	B09MC480009	EN	756000508	756000508	CDBG		\$16,588.05
	30	10952	9/14/2011 6:35:47 pm	Completed	9/14/2011 6:35:47 pm	2/17/2011 9:05:03 pm	B09MC480009	EN	756000508	756000508	CDBG		\$6,692.69

U.S. DEPARTMENT OF HOUSING AND URBAN DEVELOPMENT  
 OFFICE OF COMMUNITY PLANNING AND DEVELOPMENT  
 PR07 - Drawdown Report by Voucher Number - Vouchers Submitted to Loccs

Voucher Number	Line Item	IDIS Act ID	Voucher Created	Voucher Status	Status Date	LOCCS Send Date	Grant Number	Fund Type	Recipient TIN	Payee TIN	Program	PY	Drawn Amount
5231340	31	10957	9/14/2011 6:35:47 pm	Completed	9/14/2011 6:35:47 pm	2/17/2011 9:05:03 pm	B09MC480009	EN	756000508	756000508	CDBG		\$1,209.22
5231403	1	10883	2/16/2011 5:03:22 pm	Completed	2/18/2011 3:03:06 am	2/17/2011 9:05:03 pm	B09MC480009	EN	756000508	756000508	CDBG		\$7,240.00
	2	10884	2/16/2011 5:03:22 pm	Completed	2/18/2011 3:03:06 am	2/17/2011 9:05:03 pm	B09MC480009	EN	756000508	756000508	CDBG		\$3,646.86
	3	11025	2/16/2011 5:03:22 pm	Completed	2/18/2011 3:03:06 am	2/17/2011 9:05:03 pm	B09MC480009	EN	756000508	756000508	CDBG		\$8,925.00
	4	10388	2/16/2011 5:03:22 pm	Completed	2/18/2011 3:03:06 am	2/17/2011 9:05:03 pm	B09MC480009	EN	756000508	756000508	CDBG		\$954.93
5231634	1	10365	2/17/2011 10:33:45 am	Completed	2/18/2011 3:03:06 am	2/17/2011 9:05:03 pm	B09MC480009	EN	756000508	756000508	CDBG		\$50,478.79
	2	10374	2/17/2011 10:33:45 am	Completed	2/18/2011 3:03:06 am	2/17/2011 9:05:03 pm	B09MC480009	EN	756000508	756000508	CDBG		\$2,955.18
5233224	1	7774	2/22/2011 10:35:34 am	Completed	2/23/2011 3:02:08 am	2/22/2011 9:05:15 pm	B09MC480009	EN	756000508	756000508	CDBG		\$10,895.60
	2	10357	2/22/2011 10:35:34 am	Completed	2/23/2011 3:02:08 am	2/22/2011 9:05:15 pm	B09MC480009	EN	756000508	756000508	CDBG		\$6,459.80
	3	10355	2/22/2011 10:35:34 am	Completed	2/23/2011 3:02:08 am	2/22/2011 9:05:15 pm	B09MC480009	EN	756000508	756000508	CDBG		\$360.67
	4	10516	2/22/2011 10:35:34 am	Completed	2/23/2011 3:02:08 am	2/22/2011 9:05:15 pm	B09MC480009	EN	756000508	756000508	CDBG		\$9,532.90
	5	10974	2/22/2011 10:35:34 am	Completed	2/23/2011 3:02:08 am	2/22/2011 9:05:15 pm	B09MC480009	EN	756000508	756000508	CDBG		\$71,594.32
5243442	1	9017	3/15/2011 10:42:27 am	Completed	3/18/2011 3:02:17 am	3/17/2011 9:05:33 pm	B09MC480009	EN	756000508	756000508	CDBG		\$43,651.78
	2	9245	3/15/2011 10:42:27 am	Completed	3/18/2011 3:02:17 am	3/17/2011 9:05:33 pm	B09MC480009	EN	756000508	756000508	CDBG		\$30,006.10
	3	10050	3/15/2011 10:42:27 am	Revised	5/11/2011 5:06:50 pm	3/17/2011 9:05:33 pm	B09MC480009	EN	756000508	756000508	CDBG		\$3,280.00
	4	10713	3/15/2011 10:42:27 am	Completed	3/18/2011 3:02:17 am	3/17/2011 9:05:33 pm	B09MC480009	EN	756000508	756000508	CDBG		\$21,726.90
	5	10810	3/15/2011 10:42:27 am	Revised	4/19/2011 1:02:23 pm	3/17/2011 9:05:33 pm	B09MC480009	EN	756000508	756000508	CDBG		\$392,446.97
	6	3065	3/15/2011 10:42:27 am	Completed	3/18/2011 3:02:17 am	3/17/2011 9:05:33 pm	B09MC480009	EN	756000508	756000508	CDBG		\$4,113.90
	7	9359	3/15/2011 10:42:27 am	Completed	3/18/2011 3:02:17 am	3/17/2011 9:05:33 pm	B09MC480009	EN	756000508	756000508	CDBG		\$4,827.00
	8	9360	3/15/2011 10:42:27 am	Completed	3/18/2011 3:02:17 am	3/17/2011 9:05:33 pm	B09MC480009	EN	756000508	756000508	CDBG		\$4,471.94
	9	9879	3/15/2011 10:42:27 am	Completed	3/18/2011 3:02:17 am	3/17/2011 9:05:33 pm	B09MC480009	EN	756000508	756000508	CDBG		\$2,066.75
	10	9882	3/15/2011 10:42:27 am	Completed	3/18/2011 3:02:17 am	3/17/2011 9:05:33 pm	B09MC480009	EN	756000508	756000508	CDBG		\$30,237.10
	12	10383	3/15/2011 10:42:27 am	Completed	3/18/2011 3:02:17 am	3/17/2011 9:05:33 pm	B09MC480009	EN	756000508	756000508	CDBG		\$26,820.00
	13	10359	3/15/2011 10:42:27 am	Completed	3/18/2011 3:02:17 am	3/17/2011 9:05:33 pm	B09MC480009	EN	756000508	756000508	CDBG		\$9,682.47
	14	10374	3/15/2011 10:42:27 am	Completed	3/18/2011 3:02:17 am	3/17/2011 9:05:33 pm	B09MC480009	EN	756000508	756000508	CDBG		\$5,833.94

U.S. DEPARTMENT OF HOUSING AND URBAN DEVELOPMENT  
 OFFICE OF COMMUNITY PLANNING AND DEVELOPMENT  
 PR07 - Drawdown Report by Voucher Number - Vouchers Submitted to Loccs

Voucher Number	Line Item	IDIS Act ID	Voucher Created	Voucher Status	Status Date	LOCCS Send Date	Grant Number	Fund Type	Recipient TIN	Payee TIN	Program	PY	Drawn Amount	
5243442	15	10513	3/15/2011 10:42:27 am	Completed	3/18/2011 3:02:17 am	3/17/2011 9:05:33 pm	B09MC480009	EN	756000508	756000508	CDBG		\$4,479.81	
	16	10377	3/15/2011 10:42:27 am	Completed	3/18/2011 3:02:17 am	3/17/2011 9:05:33 pm	B09MC480009	EN	756000508	756000508	CDBG		\$290.50	
	17	10353	3/15/2011 10:42:27 am	Completed	3/18/2011 3:02:17 am	3/17/2011 9:05:33 pm	B09MC480009	EN	756000508	756000508	CDBG		\$2,683.99	
	18	10514	3/15/2011 10:42:27 am	Completed	3/18/2011 3:02:17 am	3/17/2011 9:05:33 pm	B09MC480009	EN	756000508	756000508	CDBG		\$1,800.00	
	19	10393	3/15/2011 10:42:27 am	Completed	3/18/2011 3:02:17 am	3/17/2011 9:05:33 pm	B09MC480009	EN	756000508	756000508	CDBG		\$17,006.51	
	20	10365	3/15/2011 10:42:27 am	Completed	3/18/2011 3:02:17 am	3/17/2011 9:05:33 pm	B09MC480009	EN	756000508	756000508	CDBG		\$10,133.20	
	21	10532	3/15/2011 10:42:27 am	Completed	3/18/2011 3:02:17 am	3/17/2011 9:05:33 pm	B09MC480009	EN	756000508	756000508	CDBG		\$3,055.98	
	22	10367	3/15/2011 10:42:27 am	Completed	3/18/2011 3:02:17 am	3/17/2011 9:05:33 pm	B09MC480009	EN	756000508	756000508	CDBG		\$3,251.31	
	23	10516	3/15/2011 10:42:27 am	Completed	3/18/2011 3:02:17 am	3/17/2011 9:05:33 pm	B09MC480009	EN	756000508	756000508	CDBG		\$21,675.40	
	24	10371	3/15/2011 10:42:27 am	Completed	3/18/2011 3:02:17 am	3/17/2011 9:05:33 pm	B09MC480009	EN	756000508	756000508	CDBG		\$633.50	
	25	10810	4/19/2011 1:02:23 pm	Completed	4/19/2011 1:02:23 pm	3/17/2011 9:05:33 pm	B09MC480009	EN	756000508	756000508	CDBG		\$331,548.07	
	26	10811	4/19/2011 1:02:23 pm	Revised	5/11/2011 5:00:04 pm	3/17/2011 9:05:33 pm	B09MC480009	EN	756000508	756000508	CDBG		\$60,898.90	
	27	10811	5/11/2011 5:00:04 pm	Completed	5/11/2011 5:00:04 pm	3/17/2011 9:05:33 pm	B09MC480009	EN	756000508	756000508	CDBG		\$56,145.64	
	28	10966	5/11/2011 5:00:04 pm	Completed	5/11/2011 5:00:04 pm	3/17/2011 9:05:33 pm	B09MC480009	EN	756000508	756000508	CDBG		\$4,753.26	
	29	10367	5/11/2011 5:06:50 pm	Completed	5/11/2011 5:06:50 pm	3/17/2011 9:05:33 pm	B09MC480009	EN	756000508	756000508	CDBG		\$3,280.00	
	5243465	1	10945	3/15/2011 11:03:18 am	Completed	3/18/2011 3:02:17 am	3/17/2011 9:05:33 pm	B09MC480009	EN	756000508	756000508	CDBG		\$11,002.28
		2	10947	3/15/2011 11:03:18 am	Completed	3/18/2011 3:02:17 am	3/17/2011 9:05:33 pm	B09MC480009	EN	756000508	756000508	CDBG		\$6,691.03
		3	10973	3/15/2011 11:03:18 am	Completed	3/18/2011 3:02:17 am	3/17/2011 9:05:33 pm	B09MC480009	EN	756000508	756000508	CDBG		\$49,134.82
		4	10967	3/15/2011 11:03:18 am	Completed	3/18/2011 3:02:17 am	3/17/2011 9:05:33 pm	B09MC480009	EN	756000508	756000508	CDBG		\$18,510.48
		5	10966	3/15/2011 11:03:18 am	Completed	3/18/2011 3:02:17 am	3/17/2011 9:05:33 pm	B09MC480009	EN	756000508	756000508	CDBG		\$30,956.52
		6	10976	3/15/2011 11:03:18 am	Completed	3/18/2011 3:02:17 am	3/17/2011 9:05:33 pm	B09MC480009	EN	756000508	756000508	CDBG		\$5,580.02
		7	10952	3/15/2011 11:03:18 am	Completed	3/18/2011 3:02:17 am	3/17/2011 9:05:33 pm	B09MC480009	EN	756000508	756000508	CDBG		\$7,901.93
		8	10965	3/15/2011 11:03:18 am	Completed	3/18/2011 3:02:17 am	3/17/2011 9:05:33 pm	B09MC480009	EN	756000508	756000508	CDBG		\$6,551.29
		9	10959	3/15/2011 11:03:18 am	Completed	3/18/2011 3:02:17 am	3/17/2011 9:05:33 pm	B09MC480009	EN	756000508	756000508	CDBG		\$13,046.00
10		10995	3/15/2011 11:03:18 am	Completed	3/18/2011 3:02:17 am	3/17/2011 9:05:33 pm	B09MC480009	EN	756000508	756000508	CDBG		\$6,991.64	

U.S. DEPARTMENT OF HOUSING AND URBAN DEVELOPMENT  
 OFFICE OF COMMUNITY PLANNING AND DEVELOPMENT  
 PR07 - Drawdown Report by Voucher Number - Vouchers Submitted to Loccs

Voucher Number	Line Item	IDIS Act ID	Voucher Created	Voucher Status	Status Date	LOCCS Send Date	Grant Number	Fund Type	Recipient TIN	Payee TIN	Program	PY	Drawn Amount
5243465	11	10977	3/15/2011 11:03:18 am	Completed	3/18/2011 3:02:17 am	3/17/2011 9:05:33 pm	B09MC480009	EN	756000508	756000508	CDBG		\$10,052.44
	12	10956	3/15/2011 11:03:18 am	Completed	3/18/2011 3:02:17 am	3/17/2011 9:05:33 pm	B09MC480009	EN	756000508	756000508	CDBG		\$111,677.16
	13	10953	3/15/2011 11:03:18 am	Completed	3/18/2011 3:02:17 am	3/17/2011 9:05:33 pm	B09MC480009	EN	756000508	756000508	CDBG		\$79,141.74
	14	10975	3/15/2011 11:03:18 am	Revised	4/18/2011 5:03:35 pm	3/17/2011 9:05:33 pm	B09MC480009	EN	756000508	756000508	CDBG		\$62,824.47
	15	10957	3/15/2011 11:03:18 am	Completed	3/18/2011 3:02:17 am	3/17/2011 9:05:33 pm	B09MC480009	EN	756000508	756000508	CDBG		\$34,086.02
	16	10960	3/15/2011 11:03:18 am	Completed	3/18/2011 3:02:17 am	3/17/2011 9:05:33 pm	B09MC480009	EN	756000508	756000508	CDBG		\$37,083.77
	17	10892	3/15/2011 11:03:18 am	Completed	3/18/2011 3:02:17 am	3/17/2011 9:05:33 pm	B09MC480009	EN	756000508	756000508	CDBG		\$6,020.00
	18	11024	3/15/2011 11:03:18 am	Completed	3/18/2011 3:02:17 am	3/17/2011 9:05:33 pm	B09MC480009	EN	756000508	756000508	CDBG		\$15,108.90
	19	11077	3/15/2011 11:03:18 am	Completed	3/18/2011 3:02:17 am	3/17/2011 9:05:33 pm	B09MC480009	EN	756000508	756000508	CDBG		\$12,580.89
	20	10883	3/15/2011 11:03:18 am	Completed	3/18/2011 3:02:17 am	3/17/2011 9:05:33 pm	B09MC480009	EN	756000508	756000508	CDBG		\$6,565.00
	21	10884	3/15/2011 11:03:18 am	Completed	3/18/2011 3:02:17 am	3/17/2011 9:05:33 pm	B09MC480009	EN	756000508	756000508	CDBG		\$3,856.79
	22	11025	3/15/2011 11:03:18 am	Completed	3/18/2011 3:02:17 am	3/17/2011 9:05:33 pm	B09MC480009	EN	756000508	756000508	CDBG		\$6,625.00
	23	10889	3/15/2011 11:03:18 am	Completed	3/18/2011 3:02:17 am	3/17/2011 9:05:33 pm	B09MC480009	EN	756000508	756000508	CDBG		\$21,677.48
	24	10893	3/15/2011 11:03:18 am	Completed	3/18/2011 3:02:17 am	3/17/2011 9:05:33 pm	B09MC480009	EN	756000508	756000508	CDBG		\$17,711.98
	25	10894	3/15/2011 11:03:18 am	Completed	3/18/2011 3:02:17 am	3/17/2011 9:05:33 pm	B09MC480009	EN	756000508	756000508	CDBG		\$10,543.65
	26	10979	3/15/2011 11:03:18 am	Completed	3/18/2011 3:02:17 am	3/17/2011 9:05:33 pm	B09MC480009	EN	756000508	756000508	CDBG		\$28,886.10
	27	10899	3/15/2011 11:03:18 am	Completed	3/18/2011 3:02:17 am	3/17/2011 9:05:33 pm	B09MC480009	EN	756000508	756000508	CDBG		\$3,729.53
	28	10974	3/15/2011 11:03:18 am	Completed	3/18/2011 3:02:17 am	3/17/2011 9:05:33 pm	B09MC480009	EN	756000508	756000508	CDBG		\$33,496.46
	29	10944	3/15/2011 11:03:18 am	Completed	3/18/2011 3:02:17 am	3/17/2011 9:05:33 pm	B09MC480009	EN	756000508	756000508	CDBG		\$5,235.88
	30	10897	3/15/2011 11:03:18 am	Completed	3/18/2011 3:02:17 am	3/17/2011 9:05:33 pm	B09MC480009	EN	756000508	756000508	CDBG		\$2,705.94
	31	10895	3/15/2011 11:03:18 am	Completed	3/18/2011 3:02:17 am	3/17/2011 9:05:33 pm	B09MC480009	EN	756000508	756000508	CDBG		\$2,530.00
	32	10896	3/15/2011 11:03:18 am	Completed	3/18/2011 3:02:17 am	3/17/2011 9:05:33 pm	B09MC480009	EN	756000508	756000508	CDBG		\$3,386.35
	33	10898	3/15/2011 11:03:18 am	Completed	3/18/2011 3:02:17 am	3/17/2011 9:05:33 pm	B09MC480009	EN	756000508	756000508	CDBG		\$2,729.51
	34	10950	3/15/2011 11:03:18 am	Completed	3/18/2011 3:02:17 am	3/17/2011 9:05:33 pm	B09MC480009	EN	756000508	756000508	CDBG		\$7,500.00
	35	10951	3/15/2011 11:03:18 am	Completed	3/18/2011 3:02:17 am	3/17/2011 9:05:33 pm	B09MC480009	EN	756000508	756000508	CDBG		\$180.00

U.S. DEPARTMENT OF HOUSING AND URBAN DEVELOPMENT  
 OFFICE OF COMMUNITY PLANNING AND DEVELOPMENT  
 PR07 - Drawdown Report by Voucher Number - Vouchers Submitted to Loccs

Voucher Number	Line Item	IDIS Act ID	Voucher Created	Voucher Status	Status Date	LOCCS Send Date	Grant Number	Fund Type	Recipient TIN	Payee TIN	Program	PY	Drawn Amount
5243465	36	10971	3/15/2011 11:03:19 am	Completed	3/18/2011 3:02:17 am	3/17/2011 9:05:33 pm	B09MC480009	EN	756000508	756000508	CDBG		\$38,894.66
	37	10972	3/15/2011 11:03:19 am	Completed	3/18/2011 3:02:17 am	3/17/2011 9:05:33 pm	B09MC480009	EN	756000508	756000508	CDBG		\$32,193.80
	38	10962	3/15/2011 11:03:19 am	Completed	3/18/2011 3:02:17 am	3/17/2011 9:05:33 pm	B09MC480009	EN	756000508	756000508	CDBG		\$27,626.94
	39	10963	3/15/2011 11:03:19 am	Completed	3/18/2011 3:02:17 am	3/17/2011 9:05:33 pm	B09MC480009	EN	756000508	756000508	CDBG		\$2,525.92
	40	10978	3/15/2011 11:03:19 am	Completed	3/18/2011 3:02:17 am	3/17/2011 9:05:33 pm	B09MC480009	EN	756000508	756000508	CDBG		\$334.69
	41	10975	4/18/2011 5:03:35 pm	Completed	4/18/2011 5:03:35 pm	3/17/2011 9:05:33 pm	B09MC480009	EN	756000508	756000508	CDBG		\$62,021.88
	42	10956	4/18/2011 5:03:35 pm	Completed	4/18/2011 5:03:35 pm	3/17/2011 9:05:33 pm	B09MC480009	EN	756000508	756000508	CDBG		\$802.59
5244354	1	9856	3/16/2011 12:39:47 pm	Completed	3/18/2011 3:02:17 am	3/17/2011 9:05:33 pm	B09MC480009	EN	756000508	756000508	CDBG		\$32,290.02
	2	10366	3/16/2011 12:39:47 pm	Completed	3/18/2011 3:02:17 am	3/17/2011 9:05:33 pm	B09MC480009	EN	756000508	756000508	CDBG		\$6,848.60
5258400	1	10972	4/14/2011 12:49:31 pm	Completed	4/20/2011 3:02:03 am	4/19/2011 9:05:02 pm	B09MC480009	EN	756000508	756000508	CDBG		\$47,320.57
	2	10962	4/14/2011 12:49:31 pm	Completed	4/20/2011 3:02:03 am	4/19/2011 9:05:02 pm	B09MC480009	EN	756000508	756000508	CDBG		\$30,945.54
	3	10963	4/14/2011 12:49:31 pm	Completed	4/20/2011 3:02:03 am	4/19/2011 9:05:02 pm	B09MC480009	EN	756000508	756000508	CDBG		\$1,204.14
	4	10978	4/14/2011 12:49:31 pm	Completed	4/20/2011 3:02:03 am	4/19/2011 9:05:02 pm	B09MC480009	EN	756000508	756000508	CDBG		\$219.52
	5	10945	4/14/2011 12:49:31 pm	Completed	4/20/2011 3:02:03 am	4/19/2011 9:05:02 pm	B09MC480009	EN	756000508	756000508	CDBG		\$22,230.77
	6	10947	4/14/2011 12:49:31 pm	Completed	4/20/2011 3:02:03 am	4/19/2011 9:05:02 pm	B09MC480009	EN	756000508	756000508	CDBG		\$9,965.36
	7	10973	4/14/2011 12:49:31 pm	Completed	4/20/2011 3:02:03 am	4/19/2011 9:05:02 pm	B09MC480009	EN	756000508	756000508	CDBG		\$51,835.56
	8	10967	4/14/2011 12:49:31 pm	Completed	4/20/2011 3:02:03 am	4/19/2011 9:05:02 pm	B09MC480009	EN	756000508	756000508	CDBG		\$15,980.94
	9	10966	4/14/2011 12:49:31 pm	Completed	4/20/2011 3:02:03 am	4/19/2011 9:05:02 pm	B09MC480009	EN	756000508	756000508	CDBG		\$37,844.07
	10	10976	4/14/2011 12:49:31 pm	Completed	4/20/2011 3:02:03 am	4/19/2011 9:05:02 pm	B09MC480009	EN	756000508	756000508	CDBG		\$5,650.02
	11	10952	4/14/2011 12:49:31 pm	Completed	4/20/2011 3:02:03 am	4/19/2011 9:05:02 pm	B09MC480009	EN	756000508	756000508	CDBG		\$7,538.79
	12	10965	4/14/2011 12:49:31 pm	Completed	4/20/2011 3:02:03 am	4/19/2011 9:05:02 pm	B09MC480009	EN	756000508	756000508	CDBG		\$6,269.95
	13	10959	4/14/2011 12:49:31 pm	Completed	4/20/2011 3:02:03 am	4/19/2011 9:05:02 pm	B09MC480009	EN	756000508	756000508	CDBG		\$15,799.59
	14	10992	4/14/2011 12:49:32 pm	Completed	4/20/2011 3:02:03 am	4/19/2011 9:05:02 pm	B09MC480009	EN	756000508	756000508	CDBG		\$6,440.58
	15	10995	4/14/2011 12:49:32 pm	Completed	4/20/2011 3:02:03 am	4/19/2011 9:05:02 pm	B09MC480009	EN	756000508	756000508	CDBG		\$14,400.00
	16	10996	4/14/2011 12:49:32 pm	Completed	4/20/2011 3:02:03 am	4/19/2011 9:05:02 pm	B09MC480009	EN	756000508	756000508	CDBG		\$14,328.28

U.S. DEPARTMENT OF HOUSING AND URBAN DEVELOPMENT  
 OFFICE OF COMMUNITY PLANNING AND DEVELOPMENT  
 PR07 - Drawdown Report by Voucher Number - Vouchers Submitted to Loccs

Voucher Number	Line Item	IDIS Act ID	Voucher Created	Voucher Status	Status Date	LOCCS Send Date	Grant Number	Fund Type	Recipient TIN	Payee TIN	Program	PY	Drawn Amount
5258400	17	10977	4/14/2011 12:49:32 pm	Completed	4/20/2011 3:02:03 am	4/19/2011 9:05:02 pm	B09MC480009	EN	756000508	756000508	CDBG		\$10,192.05
	18	10956	4/14/2011 12:49:32 pm	Completed	4/20/2011 3:02:03 am	4/19/2011 9:05:02 pm	B09MC480009	EN	756000508	756000508	CDBG		\$142,847.20
	19	10953	4/14/2011 12:49:32 pm	Completed	4/20/2011 3:02:03 am	4/19/2011 9:05:02 pm	B09MC480009	EN	756000508	756000508	CDBG		\$62,660.42
	20	10975	4/14/2011 12:49:32 pm	Completed	4/20/2011 3:02:03 am	4/19/2011 9:05:02 pm	B09MC480009	EN	756000508	756000508	CDBG		\$63,257.18
	21	10957	4/14/2011 12:49:32 pm	Completed	4/20/2011 3:02:03 am	4/19/2011 9:05:02 pm	B09MC480009	EN	756000508	756000508	CDBG		\$173,920.62
	22	10960	4/14/2011 12:49:32 pm	Completed	4/20/2011 3:02:03 am	4/19/2011 9:05:02 pm	B09MC480009	EN	756000508	756000508	CDBG		\$48,110.75
	23	10892	4/14/2011 12:49:32 pm	Completed	4/20/2011 3:02:03 am	4/19/2011 9:05:02 pm	B09MC480009	EN	756000508	756000508	CDBG		\$2,380.00
	24	11024	4/14/2011 12:49:32 pm	Completed	4/20/2011 3:02:03 am	4/19/2011 9:05:02 pm	B09MC480009	EN	756000508	756000508	CDBG		\$11,478.68
	25	11077	4/14/2011 12:49:32 pm	Completed	4/20/2011 3:02:03 am	4/19/2011 9:05:02 pm	B09MC480009	EN	756000508	756000508	CDBG		\$6,486.48
	26	10883	4/14/2011 12:49:32 pm	Completed	4/20/2011 3:02:03 am	4/19/2011 9:05:02 pm	B09MC480009	EN	756000508	756000508	CDBG		\$13,295.00
	27	10884	4/14/2011 12:49:32 pm	Completed	4/20/2011 3:02:03 am	4/19/2011 9:05:02 pm	B09MC480009	EN	756000508	756000508	CDBG		\$10,926.44
	28	11025	4/14/2011 12:49:32 pm	Completed	4/20/2011 3:02:03 am	4/19/2011 9:05:02 pm	B09MC480009	EN	756000508	756000508	CDBG		\$8,725.00
	29	10889	4/14/2011 12:49:32 pm	Completed	4/20/2011 3:02:03 am	4/19/2011 9:05:02 pm	B09MC480009	EN	756000508	756000508	CDBG		\$28,033.09
	30	10893	4/14/2011 12:49:32 pm	Completed	4/20/2011 3:02:03 am	4/19/2011 9:05:02 pm	B09MC480009	EN	756000508	756000508	CDBG		\$17,851.99
	31	10894	4/14/2011 12:49:32 pm	Completed	4/20/2011 3:02:03 am	4/19/2011 9:05:02 pm	B09MC480009	EN	756000508	756000508	CDBG		\$10,735.87
	32	10979	4/14/2011 12:49:32 pm	Completed	4/20/2011 3:02:03 am	4/19/2011 9:05:02 pm	B09MC480009	EN	756000508	756000508	CDBG		\$30,927.96
	33	10899	4/14/2011 12:49:32 pm	Completed	4/20/2011 3:02:03 am	4/19/2011 9:05:02 pm	B09MC480009	EN	756000508	756000508	CDBG		\$3,998.81
	34	10974	4/14/2011 12:49:32 pm	Completed	4/20/2011 3:02:03 am	4/19/2011 9:05:02 pm	B09MC480009	EN	756000508	756000508	CDBG		\$23,298.35
	35	10944	4/14/2011 12:49:32 pm	Completed	4/20/2011 3:02:03 am	4/19/2011 9:05:02 pm	B09MC480009	EN	756000508	756000508	CDBG		\$3,287.85
	36	10897	4/14/2011 12:49:32 pm	Completed	4/20/2011 3:02:03 am	4/19/2011 9:05:02 pm	B09MC480009	EN	756000508	756000508	CDBG		\$5,860.28
	37	10895	4/14/2011 12:49:32 pm	Completed	4/20/2011 3:02:03 am	4/19/2011 9:05:02 pm	B09MC480009	EN	756000508	756000508	CDBG		\$2,980.00
	38	10896	4/14/2011 12:49:32 pm	Completed	4/20/2011 3:02:03 am	4/19/2011 9:05:02 pm	B09MC480009	EN	756000508	756000508	CDBG		\$6,688.44
	39	10898	4/14/2011 12:49:32 pm	Completed	4/20/2011 3:02:03 am	4/19/2011 9:05:02 pm	B09MC480009	EN	756000508	756000508	CDBG		\$2,585.14
	40	10950	4/14/2011 12:49:32 pm	Completed	4/20/2011 3:02:03 am	4/19/2011 9:05:02 pm	B09MC480009	EN	756000508	756000508	CDBG		\$2,500.00
	41	10971	4/14/2011 12:49:32 pm	Completed	4/20/2011 3:02:03 am	4/19/2011 9:05:02 pm	B09MC480009	EN	756000508	756000508	CDBG		\$39,103.99



U.S. DEPARTMENT OF HOUSING AND URBAN DEVELOPMENT  
 OFFICE OF COMMUNITY PLANNING AND DEVELOPMENT  
 PR07 - Drawdown Report by Voucher Number - Vouchers Submitted to Loccs

Voucher Number	Line Item	IDIS Act ID	Voucher Created	Voucher Status	Status Date	LOCCS Send Date	Grant Number	Fund Type	Recipient TIN	Payee TIN	Program	PY	Drawn Amount
5258415	1	9245	4/14/2011 1:03:30 pm	Completed	4/20/2011 3:02:03 am	4/19/2011 9:05:02 pm	B09MC480009	EN	756000508	756000508	CDBG		\$5,438.43
	2	9599	4/14/2011 1:03:30 pm	Completed	4/20/2011 3:02:03 am	4/19/2011 9:05:02 pm	B09MC480009	EN	756000508	756000508	CDBG		\$3,888.00
	3	9855	4/14/2011 1:03:30 pm	Completed	4/20/2011 3:02:03 am	4/19/2011 9:05:02 pm	B09MC480009	EN	756000508	756000508	CDBG		\$8,130.48
	4	10050	4/14/2011 1:03:30 pm	Revised	5/11/2011 5:05:46 pm	4/19/2011 9:05:02 pm	B09MC480009	EN	756000508	756000508	CDBG		\$4,991.00
	5	10113	4/14/2011 1:03:30 pm	Completed	4/20/2011 3:02:03 am	4/19/2011 9:05:02 pm	B09MC480009	EN	756000508	756000508	CDBG		\$7,207.20
	6	10713	4/14/2011 1:03:30 pm	Completed	4/20/2011 3:02:03 am	4/19/2011 9:05:02 pm	B09MC480009	EN	756000508	756000508	CDBG		\$245,198.43
	7	10810	4/14/2011 1:03:30 pm	Completed	4/20/2011 3:02:03 am	4/19/2011 9:05:02 pm	B09MC480009	EN	756000508	756000508	CDBG		\$363,196.49
	8	7770	4/14/2011 1:03:30 pm	Completed	4/20/2011 3:02:03 am	4/19/2011 9:05:02 pm	B09MC480009	EN	756000508	756000508	CDBG		\$73,090.53
	9	9882	4/14/2011 1:03:30 pm	Completed	4/20/2011 3:02:03 am	4/19/2011 9:05:02 pm	B09MC480009	EN	756000508	756000508	CDBG		\$110,518.49
	10	9852	4/14/2011 1:03:30 pm	Completed	4/20/2011 3:02:03 am	4/19/2011 9:05:02 pm	B09MC480009	EN	756000508	756000508	CDBG		\$5,496.30
	11	10360	4/14/2011 1:03:30 pm	Completed	4/20/2011 3:02:03 am	4/19/2011 9:05:02 pm	B09MC480009	EN	756000508	756000508	CDBG		\$3,966.66
	12	10372	4/14/2011 1:03:30 pm	Completed	4/20/2011 3:02:03 am	4/19/2011 9:05:02 pm	B09MC480009	EN	756000508	756000508	CDBG		\$14.69
	13	10377	4/14/2011 1:03:30 pm	Completed	4/20/2011 3:02:03 am	4/19/2011 9:05:02 pm	B09MC480009	EN	756000508	756000508	CDBG		\$200.00
	14	10353	4/14/2011 1:03:30 pm	Completed	4/20/2011 3:02:03 am	4/19/2011 9:05:02 pm	B09MC480009	EN	756000508	756000508	CDBG		\$4,633.24
	15	10393	4/14/2011 1:03:30 pm	Completed	4/20/2011 3:02:03 am	4/19/2011 9:05:02 pm	B09MC480009	EN	756000508	756000508	CDBG		\$14,177.34
	16	10365	4/14/2011 1:03:30 pm	Completed	4/20/2011 3:02:03 am	4/19/2011 9:05:02 pm	B09MC480009	EN	756000508	756000508	CDBG		\$18,473.70
	17	10532	4/14/2011 1:03:30 pm	Completed	4/20/2011 3:02:03 am	4/19/2011 9:05:02 pm	B09MC480009	EN	756000508	756000508	CDBG		\$46,700.45
	18	10367	4/14/2011 1:03:30 pm	Completed	4/20/2011 3:02:03 am	4/19/2011 9:05:02 pm	B09MC480009	EN	756000508	756000508	CDBG		\$2,009.69
	19	10388	4/14/2011 1:03:30 pm	Completed	4/20/2011 3:02:03 am	4/19/2011 9:05:02 pm	B09MC480009	EN	756000508	756000508	CDBG		\$110.78
	20	10367	5/11/2011 5:05:46 pm	Completed	5/11/2011 5:05:46 pm	4/19/2011 9:05:02 pm	B09MC480009	EN	756000508	756000508	CDBG		\$4,991.00
5272229	1	9245	5/16/2011 1:27:45 pm	Completed	5/17/2011 3:02:01 am	5/16/2011 10:05:27 pm	B09MC480009	EN	756000508	756000508	CDBG		\$8,355.30
	2	9599	5/16/2011 1:27:45 pm	Completed	5/17/2011 3:02:01 am	5/16/2011 10:05:27 pm	B09MC480009	EN	756000508	756000508	CDBG		\$1,156.00
	3	9771	5/16/2011 1:27:45 pm	Completed	5/17/2011 3:02:01 am	5/16/2011 10:05:27 pm	B09MC480009	EN	756000508	756000508	CDBG		\$89,168.59
	4	10113	5/16/2011 1:27:45 pm	Revised	10/20/2011 6:45:05 pm	5/16/2011 10:05:27 pm	B09MC480009	EN	756000508	756000508	CDBG		\$45,517.04
	5	10397	5/16/2011 1:27:45 pm	Completed	5/17/2011 3:02:01 am	5/16/2011 10:05:27 pm	B09MC480009	EN	756000508	756000508	CDBG		\$9,113.28

U.S. DEPARTMENT OF HOUSING AND URBAN DEVELOPMENT  
 OFFICE OF COMMUNITY PLANNING AND DEVELOPMENT  
 PR07 - Drawdown Report by Voucher Number - Vouchers Submitted to Loccs

Voucher Number	Line Item	IDIS Act ID	Voucher Created	Voucher Status	Status Date	LOCCS Send Date	Grant Number	Fund Type	Recipient TIN	Payee TIN	Program	PY	Drawn Amount	
5272229	6	10713	5/16/2011 1:27:45 pm	Completed	5/17/2011 3:02:01 am	5/16/2011 10:05:27 pm	B09MC480009	EN	756000508	756000508	CDBG		\$100,401.75	
	7	10810	5/16/2011 1:27:45 pm	Completed	5/17/2011 3:02:01 am	5/16/2011 10:05:27 pm	B09MC480009	EN	756000508	756000508	CDBG		\$268,927.00	
	8	9882	5/16/2011 1:27:45 pm	Completed	5/17/2011 3:02:01 am	5/16/2011 10:05:27 pm	B09MC480009	EN	756000508	756000508	CDBG		\$239,350.20	
	9	10368	5/16/2011 1:27:45 pm	Revised	9/14/2011 5:26:16 pm	5/16/2011 10:05:27 pm	B09MC480009	EN	756000508	756000508	CDBG		\$1,354.17	
	10	10357	5/16/2011 1:27:45 pm	Completed	5/17/2011 3:02:01 am	5/16/2011 10:05:27 pm	B09MC480009	EN	756000508	756000508	CDBG		\$2,863.82	
	11	10513	5/16/2011 1:27:45 pm	Completed	5/17/2011 3:02:01 am	5/16/2011 10:05:27 pm	B09MC480009	EN	756000508	756000508	CDBG		\$6,394.67	
	12	10377	5/16/2011 1:27:45 pm	Completed	5/17/2011 3:02:01 am	5/16/2011 10:05:27 pm	B09MC480009	EN	756000508	756000508	CDBG		\$200.00	
	13	10353	5/16/2011 1:27:45 pm	Completed	5/17/2011 3:02:01 am	5/16/2011 10:05:27 pm	B09MC480009	EN	756000508	756000508	CDBG		\$1,542.37	
	14	10393	5/16/2011 1:27:45 pm	Completed	5/17/2011 3:02:01 am	5/16/2011 10:05:27 pm	B09MC480009	EN	756000508	756000508	CDBG		\$13,477.38	
	15	10365	5/16/2011 1:27:45 pm	Completed	5/17/2011 3:02:01 am	5/16/2011 10:05:27 pm	B09MC480009	EN	756000508	756000508	CDBG		\$12,654.00	
	16	10381	5/16/2011 1:27:45 pm	Completed	5/17/2011 3:02:01 am	5/16/2011 10:05:27 pm	B09MC480009	EN	756000508	756000508	CDBG		\$10,795.06	
	17	10370	5/16/2011 1:27:45 pm	Completed	5/17/2011 3:02:01 am	5/16/2011 10:05:27 pm	B09MC480009	EN	756000508	756000508	CDBG		\$22,843.50	
	18	10532	5/16/2011 1:27:45 pm	Completed	5/17/2011 3:02:01 am	5/16/2011 10:05:27 pm	B09MC480009	EN	756000508	756000508	CDBG		\$9,482.00	
	19	10367	5/16/2011 1:27:45 pm	Completed	5/17/2011 3:02:01 am	5/16/2011 10:05:27 pm	B09MC480009	EN	756000508	756000508	CDBG		\$28,028.93	
	20	10965	9/14/2011 5:26:16 pm	Completed	9/14/2011 5:26:16 pm	5/16/2011 10:05:27 pm	B09MC480009	EN	756000508	756000508	CDBG		\$1,354.17	
	21	10113	10/20/2011 6:45:05 pm	Completed	10/20/2011 6:45:05 pm	5/16/2011 10:05:27 pm	B09MC480009	EN	756000508	756000508	CDBG		\$45,157.24	
	22	7770	10/20/2011 6:45:05 pm	Completed	10/20/2011 6:45:05 pm	5/16/2011 10:05:27 pm	B09MC480009	EN	756000508	756000508	CDBG		\$359.80	
	5272343	1	10945	5/16/2011 3:01:50 pm	Completed	5/17/2011 3:02:01 am	5/16/2011 10:05:27 pm	B09MC480009	EN	756000508	756000508	CDBG		\$19,966.83
		2	10947	5/16/2011 3:01:50 pm	Completed	5/17/2011 3:02:01 am	5/16/2011 10:05:27 pm	B09MC480009	EN	756000508	756000508	CDBG		\$19,110.69
		3	10973	5/16/2011 3:01:50 pm	Completed	5/17/2011 3:02:01 am	5/16/2011 10:05:27 pm	B09MC480009	EN	756000508	756000508	CDBG		\$38,177.71
		4	11077	5/16/2011 3:01:50 pm	Completed	5/17/2011 3:02:01 am	5/16/2011 10:05:27 pm	B09MC480009	EN	756000508	756000508	CDBG		\$3,118.50
		5	10883	5/16/2011 3:01:50 pm	Completed	5/17/2011 3:02:01 am	5/16/2011 10:05:27 pm	B09MC480009	EN	756000508	756000508	CDBG		\$3,090.00
6		11025	5/16/2011 3:01:50 pm	Completed	5/17/2011 3:02:01 am	5/16/2011 10:05:27 pm	B09MC480009	EN	756000508	756000508	CDBG		\$7,985.00	
7		10897	5/16/2011 3:01:50 pm	Completed	5/17/2011 3:02:01 am	5/16/2011 10:05:27 pm	B09MC480009	EN	756000508	756000508	CDBG		\$2,012.66	
8		10967	5/16/2011 3:01:50 pm	Completed	5/17/2011 3:02:01 am	5/16/2011 10:05:27 pm	B09MC480009	EN	756000508	756000508	CDBG		\$18,318.67	

U.S. DEPARTMENT OF HOUSING AND URBAN DEVELOPMENT  
 OFFICE OF COMMUNITY PLANNING AND DEVELOPMENT  
 PR07 - Drawdown Report by Voucher Number - Vouchers Submitted to Loccs

Voucher Number	Line Item	IDIS Act ID	Voucher Created	Voucher Status	Status Date	LOCCS Send Date	Grant Number	Fund Type	Recipient TIN	Payee TIN	Program	PY	Drawn Amount
5272343	9	10966	5/16/2011 3:01:50 pm	Completed	5/17/2011 3:02:01 am	5/16/2011 10:05:27 pm	B09MC480009	EN	756000508	756000508	CDBG		\$23,807.67
	10	10976	5/16/2011 3:01:50 pm	Completed	5/17/2011 3:02:01 am	5/16/2011 10:05:27 pm	B09MC480009	EN	756000508	756000508	CDBG		\$5,635.04
	11	10952	5/16/2011 3:01:50 pm	Revised	6/17/2011 11:15:08 am	5/16/2011 10:05:27 pm	B09MC480009	EN	756000508	756000508	CDBG		\$7,956.93
	12	10964	5/16/2011 3:01:50 pm	Completed	5/17/2011 3:02:01 am	5/16/2011 10:05:27 pm	B09MC480009	EN	756000508	756000508	CDBG		\$20,067.07
	13	10965	5/16/2011 3:01:50 pm	Completed	5/17/2011 3:02:01 am	5/16/2011 10:05:27 pm	B09MC480009	EN	756000508	756000508	CDBG		\$6,508.21
	14	10959	5/16/2011 3:01:50 pm	Completed	5/17/2011 3:02:01 am	5/16/2011 10:05:27 pm	B09MC480009	EN	756000508	756000508	CDBG		\$1,423.50
	15	10992	5/16/2011 3:01:50 pm	Completed	5/17/2011 3:02:01 am	5/16/2011 10:05:27 pm	B09MC480009	EN	756000508	756000508	CDBG		\$6,720.42
	16	10996	5/16/2011 3:01:50 pm	Completed	5/17/2011 3:02:01 am	5/16/2011 10:05:27 pm	B09MC480009	EN	756000508	756000508	CDBG		\$6,938.96
	17	10997	5/16/2011 3:01:50 pm	Completed	5/17/2011 3:02:01 am	5/16/2011 10:05:27 pm	B09MC480009	EN	756000508	756000508	CDBG		\$6,796.88
	18	10977	5/16/2011 3:01:50 pm	Completed	5/17/2011 3:02:01 am	5/16/2011 10:05:27 pm	B09MC480009	EN	756000508	756000508	CDBG		\$10,169.07
	19	10954	5/16/2011 3:01:50 pm	Revised	12/6/2011 10:42:37 am	5/16/2011 10:05:27 pm	B09MC480009	EN	756000508	756000508	CDBG		\$2,399.57
	20	10956	5/16/2011 3:01:50 pm	Completed	5/17/2011 3:02:01 am	5/16/2011 10:05:27 pm	B09MC480009	EN	756000508	756000508	CDBG		\$132,975.03
	21	10953	5/16/2011 3:01:50 pm	Completed	5/17/2011 3:02:01 am	5/16/2011 10:05:27 pm	B09MC480009	EN	756000508	756000508	CDBG		\$91,179.19
	22	10975	5/16/2011 3:01:50 pm	Completed	5/17/2011 3:02:01 am	5/16/2011 10:05:27 pm	B09MC480009	EN	756000508	756000508	CDBG		\$67,960.33
	23	10957	5/16/2011 3:01:50 pm	Completed	5/17/2011 3:02:01 am	5/16/2011 10:05:27 pm	B09MC480009	EN	756000508	756000508	CDBG		\$99,338.18
	24	10970	5/16/2011 3:01:50 pm	Completed	5/17/2011 3:02:01 am	5/16/2011 10:05:27 pm	B09MC480009	EN	756000508	756000508	CDBG		\$2,448.00
	25	10960	5/16/2011 3:01:50 pm	Completed	5/17/2011 3:02:01 am	5/16/2011 10:05:27 pm	B09MC480009	EN	756000508	756000508	CDBG		\$38,692.19
	26	10892	5/16/2011 3:01:50 pm	Completed	5/17/2011 3:02:01 am	5/16/2011 10:05:27 pm	B09MC480009	EN	756000508	756000508	CDBG		\$8,540.00
	27	10889	5/16/2011 3:01:50 pm	Completed	5/17/2011 3:02:01 am	5/16/2011 10:05:27 pm	B09MC480009	EN	756000508	756000508	CDBG		\$28,636.07
	28	10893	5/16/2011 3:01:50 pm	Completed	5/17/2011 3:02:01 am	5/16/2011 10:05:27 pm	B09MC480009	EN	756000508	756000508	CDBG		\$17,730.57
	29	10894	5/16/2011 3:01:50 pm	Completed	5/17/2011 3:02:01 am	5/16/2011 10:05:27 pm	B09MC480009	EN	756000508	756000508	CDBG		\$11,044.11
	30	10979	5/16/2011 3:01:50 pm	Completed	5/17/2011 3:02:01 am	5/16/2011 10:05:27 pm	B09MC480009	EN	756000508	756000508	CDBG		\$26,886.55
	31	10899	5/16/2011 3:01:50 pm	Completed	5/17/2011 3:02:01 am	5/16/2011 10:05:27 pm	B09MC480009	EN	756000508	756000508	CDBG		\$4,682.26
	32	10974	5/16/2011 3:01:50 pm	Completed	5/17/2011 3:02:01 am	5/16/2011 10:05:27 pm	B09MC480009	EN	756000508	756000508	CDBG		\$25,199.50
	33	10944	5/16/2011 3:01:50 pm	Completed	5/17/2011 3:02:01 am	5/16/2011 10:05:27 pm	B09MC480009	EN	756000508	756000508	CDBG		\$3,195.67

IDIS

U.S. DEPARTMENT OF HOUSING AND URBAN DEVELOPMENT  
 OFFICE OF COMMUNITY PLANNING AND DEVELOPMENT  
 PR07 - Drawdown Report by Voucher Number - Vouchers Submitted to Loccs

DATE: 12/19/2011  
 TIME: 5:08:58 pm  
 PAGE: 22/32

Voucher Number	Line Item	IDIS Act ID	Voucher Created	Voucher Status	Status Date	LOCCS Send Date	Grant Number	Fund Type	Recipient TIN	Payee TIN	Program	PY	Drawn Amount
5272343	34	10898	5/16/2011 3:01:50 pm	Completed	5/17/2011 3:02:01 am	5/16/2011 10:05:27 pm	B09MC480009	EN	756000508	756000508	CDBG		\$2,324.00
	35	10950	5/16/2011 3:01:50 pm	Completed	5/17/2011 3:02:01 am	5/16/2011 10:05:27 pm	B09MC480009	EN	756000508	756000508	CDBG		\$2,500.00
	36	10971	5/16/2011 3:01:50 pm	Completed	5/17/2011 3:02:01 am	5/16/2011 10:05:27 pm	B09MC480009	EN	756000508	756000508	CDBG		\$39,729.46
	37	10972	5/16/2011 3:01:50 pm	Completed	5/17/2011 3:02:01 am	5/16/2011 10:05:27 pm	B09MC480009	EN	756000508	756000508	CDBG		\$48,389.11
	38	10962	5/16/2011 3:01:50 pm	Completed	5/17/2011 3:02:01 am	5/16/2011 10:05:27 pm	B09MC480009	EN	756000508	756000508	CDBG		\$40,516.86
	39	10963	5/16/2011 3:01:50 pm	Completed	5/17/2011 3:02:01 am	5/16/2011 10:05:27 pm	B09MC480009	EN	756000508	756000508	CDBG		\$2,335.58
	40	10891	5/16/2011 3:01:50 pm	Completed	5/17/2011 3:02:01 am	5/16/2011 10:05:27 pm	B09MC480009	EN	756000508	756000508	CDBG		\$1,149.94
	41	10978	5/16/2011 3:01:50 pm	Completed	5/17/2011 3:02:01 am	5/16/2011 10:05:27 pm	B09MC480009	EN	756000508	756000508	CDBG		\$52.05
	42	10952	6/17/2011 11:15:08 am	Completed	6/17/2011 11:15:08 am	5/16/2011 10:05:27 pm	B09MC480009	EN	756000508	756000508	CDBG		\$5,614.16
	43	10966	6/17/2011 11:15:08 am	Completed	6/17/2011 11:15:08 am	5/16/2011 10:05:27 pm	B09MC480009	EN	756000508	756000508	CDBG		\$2,342.77
	44	11023	12/6/2011 10:42:37 am	Revised	12/6/2011 1:24:18 pm	5/16/2011 10:05:27 pm	B09MC480009	EN	756000508	756000508	CDBG		\$2,399.57
	45	10954	12/6/2011 1:24:18 pm	Revised	12/6/2011 1:28:00 pm	5/16/2011 10:05:27 pm	B09MC480009	EN	756000508	756000508	CDBG		\$2,399.57
	46	10960	12/6/2011 1:28:00 pm	Completed	12/6/2011 1:28:00 pm	5/16/2011 10:05:27 pm	B09MC480009	EN	756000508	756000508	CDBG		\$2,399.57
	5286942	1	9245	6/17/2011 5:38:22 pm	Completed	6/22/2011 3:02:08 am	6/21/2011 10:05:14 pm	B09MC480009	EN	756000508	756000508	CDBG	
2		10397	6/17/2011 5:38:22 pm	Completed	6/22/2011 3:02:08 am	6/21/2011 10:05:14 pm	B09MC480009	EN	756000508	756000508	CDBG		\$3,455.60
3		10713	6/17/2011 5:38:22 pm	Completed	6/22/2011 3:02:08 am	6/21/2011 10:05:14 pm	B09MC480009	EN	756000508	756000508	CDBG		\$137,653.60
4		10811	6/17/2011 5:38:22 pm	Completed	6/22/2011 3:02:08 am	6/21/2011 10:05:14 pm	B09MC480009	EN	756000508	756000508	CDBG		\$69,144.69
5		10810	6/17/2011 5:38:22 pm	Completed	6/22/2011 3:02:08 am	6/21/2011 10:05:14 pm	B09MC480009	EN	756000508	756000508	CDBG		\$173,237.68
6		5582	6/17/2011 5:38:22 pm	Revised	12/6/2011 10:01:26 am	6/21/2011 10:05:14 pm	B09MC480009	EN	756000508	756000508	CDBG		\$11,614.43
7		9877	6/17/2011 5:38:22 pm	Revised	12/6/2011 10:32:15 am	6/21/2011 10:05:14 pm	B09MC480009	EN	756000508	756000508	CDBG		\$19,999.57
8		9876	6/17/2011 5:38:22 pm	Completed	6/22/2011 3:02:08 am	6/21/2011 10:05:14 pm	B09MC480009	EN	756000508	756000508	CDBG		\$1,633.00
9		9882	6/17/2011 5:38:22 pm	Completed	6/22/2011 3:02:08 am	6/21/2011 10:05:14 pm	B09MC480009	EN	756000508	756000508	CDBG		\$968.86
10		9856	6/17/2011 5:38:22 pm	Revised	12/6/2011 10:21:35 am	6/21/2011 10:05:14 pm	B09MC480009	EN	756000508	756000508	CDBG		\$25,869.50
11		10513	6/17/2011 5:38:22 pm	Completed	6/22/2011 3:02:08 am	6/21/2011 10:05:14 pm	B09MC480009	EN	756000508	756000508	CDBG		\$6,031.61
12		10377	6/17/2011 5:38:22 pm	Completed	6/22/2011 3:02:08 am	6/21/2011 10:05:14 pm	B09MC480009	EN	756000508	756000508	CDBG		\$159.41

U.S. DEPARTMENT OF HOUSING AND URBAN DEVELOPMENT  
 OFFICE OF COMMUNITY PLANNING AND DEVELOPMENT  
 PR07 - Drawdown Report by Voucher Number - Vouchers Submitted to Loccs

Voucher Number	Line Item	IDIS Act ID	Voucher Created	Voucher Status	Status Date	LOCCS Send Date	Grant Number	Fund Type	Recipient TIN	Payee TIN	Program	PY	Drawn Amount
5286942	13	10394	6/17/2011 5:38:22 pm	Completed	6/22/2011 3:02:08 am	6/21/2011 10:05:14 pm	B09MC480009	EN	756000508	756000508	CDBG		\$2,303.40
	14	10514	6/17/2011 5:38:22 pm	Completed	6/22/2011 3:02:08 am	6/21/2011 10:05:14 pm	B09MC480009	EN	756000508	756000508	CDBG		\$2,500.00
	15	10393	6/17/2011 5:38:22 pm	Completed	6/22/2011 3:02:08 am	6/21/2011 10:05:14 pm	B09MC480009	EN	756000508	756000508	CDBG		\$7,473.33
	16	10365	6/17/2011 5:38:22 pm	Completed	6/22/2011 3:02:08 am	6/21/2011 10:05:14 pm	B09MC480009	EN	756000508	756000508	CDBG		\$2,248.00
	17	10381	6/17/2011 5:38:22 pm	Completed	6/22/2011 3:02:08 am	6/21/2011 10:05:14 pm	B09MC480009	EN	756000508	756000508	CDBG		\$7,957.28
	18	10370	6/17/2011 5:38:22 pm	Completed	6/22/2011 3:02:08 am	6/21/2011 10:05:14 pm	B09MC480009	EN	756000508	756000508	CDBG		\$1,201.00
	19	10367	6/17/2011 5:38:22 pm	Completed	6/22/2011 3:02:08 am	6/21/2011 10:05:14 pm	B09MC480009	EN	756000508	756000508	CDBG		\$715.00
	20	10516	6/17/2011 5:38:22 pm	Completed	6/22/2011 3:02:08 am	6/21/2011 10:05:14 pm	B09MC480009	EN	756000508	756000508	CDBG		\$6,878.80
	21	10945	6/17/2011 5:38:22 pm	Completed	6/22/2011 3:02:08 am	6/21/2011 10:05:14 pm	B09MC480009	EN	756000508	756000508	CDBG		\$32,687.14
	22	10947	6/17/2011 5:38:22 pm	Completed	6/22/2011 3:02:08 am	6/21/2011 10:05:14 pm	B09MC480009	EN	756000508	756000508	CDBG		\$16,708.68
	23	10973	6/17/2011 5:38:22 pm	Completed	6/22/2011 3:02:08 am	6/21/2011 10:05:14 pm	B09MC480009	EN	756000508	756000508	CDBG		\$56,704.67
	24	10967	6/17/2011 5:38:22 pm	Completed	6/22/2011 3:02:08 am	6/21/2011 10:05:14 pm	B09MC480009	EN	756000508	756000508	CDBG		\$26,101.69
	25	10966	6/17/2011 5:38:22 pm	Completed	6/22/2011 3:02:08 am	6/21/2011 10:05:14 pm	B09MC480009	EN	756000508	756000508	CDBG		\$7,654.71
	26	10965	6/17/2011 5:38:22 pm	Completed	6/22/2011 3:02:08 am	6/21/2011 10:05:14 pm	B09MC480009	EN	756000508	756000508	CDBG		\$9,333.67
	27	10995	6/17/2011 5:38:22 pm	Completed	6/22/2011 3:02:08 am	6/21/2011 10:05:14 pm	B09MC480009	EN	756000508	756000508	CDBG		\$6,900.00
	28	10977	6/17/2011 5:38:22 pm	Completed	6/22/2011 3:02:08 am	6/21/2011 10:05:14 pm	B09MC480009	EN	756000508	756000508	CDBG		\$14,895.06
	29	10954	6/17/2011 5:38:22 pm	Revised	12/6/2011 10:39:46 am	6/21/2011 10:05:14 pm	B09MC480009	EN	756000508	756000508	CDBG		\$817.84
	30	10956	6/17/2011 5:38:22 pm	Completed	6/22/2011 3:02:08 am	6/21/2011 10:05:14 pm	B09MC480009	EN	756000508	756000508	CDBG		\$202,412.22
	31	10953	6/17/2011 5:38:22 pm	Completed	6/22/2011 3:02:08 am	6/21/2011 10:05:14 pm	B09MC480009	EN	756000508	756000508	CDBG		\$131,004.43
	32	10975	6/17/2011 5:38:22 pm	Completed	6/22/2011 3:02:08 am	6/21/2011 10:05:14 pm	B09MC480009	EN	756000508	756000508	CDBG		\$83,763.03
	33	10957	6/17/2011 5:38:22 pm	Completed	6/22/2011 3:02:08 am	6/21/2011 10:05:14 pm	B09MC480009	EN	756000508	756000508	CDBG		\$86,463.31
	34	10970	6/17/2011 5:38:22 pm	Completed	6/22/2011 3:02:08 am	6/21/2011 10:05:14 pm	B09MC480009	EN	756000508	756000508	CDBG		\$15,240.76
	35	10960	6/17/2011 5:38:22 pm	Completed	6/22/2011 3:02:08 am	6/21/2011 10:05:14 pm	B09MC480009	EN	756000508	756000508	CDBG		\$59,379.36
	36	10892	6/17/2011 5:38:22 pm	Completed	6/22/2011 3:02:08 am	6/21/2011 10:05:14 pm	B09MC480009	EN	756000508	756000508	CDBG		\$12,040.00
	37	11077	6/17/2011 5:38:22 pm	Completed	6/22/2011 3:02:08 am	6/21/2011 10:05:14 pm	B09MC480009	EN	756000508	756000508	CDBG		\$2,814.10

U.S. DEPARTMENT OF HOUSING AND URBAN DEVELOPMENT  
 OFFICE OF COMMUNITY PLANNING AND DEVELOPMENT  
 PR07 - Drawdown Report by Voucher Number - Vouchers Submitted to Loccs

Voucher Number	Line Item	IDIS Act ID	Voucher Created	Voucher Status	Status Date	LOCCS Send Date	Grant Number	Fund Type	Recipient TIN	Payee TIN	Program	PY	Drawn Amount
5286942	38	10884	6/17/2011 5:38:22 pm	Completed	6/22/2011 3:02:08 am	6/21/2011 10:05:14 pm	B09MC480009	EN	756000508	756000508	CDBG		\$9,350.98
	39	10889	6/17/2011 5:38:22 pm	Completed	6/22/2011 3:02:08 am	6/21/2011 10:05:14 pm	B09MC480009	EN	756000508	756000508	CDBG		\$33,214.43
	40	10893	6/17/2011 5:38:22 pm	Completed	6/22/2011 3:02:08 am	6/21/2011 10:05:14 pm	B09MC480009	EN	756000508	756000508	CDBG		\$26,404.90
	41	10894	6/17/2011 5:38:22 pm	Completed	6/22/2011 3:02:08 am	6/21/2011 10:05:14 pm	B09MC480009	EN	756000508	756000508	CDBG		\$17,523.90
	42	10899	6/17/2011 5:38:22 pm	Completed	6/22/2011 3:02:08 am	6/21/2011 10:05:14 pm	B09MC480009	EN	756000508	756000508	CDBG		\$7,068.28
	43	10974	6/17/2011 5:38:22 pm	Completed	6/22/2011 3:02:08 am	6/21/2011 10:05:14 pm	B09MC480009	EN	756000508	756000508	CDBG		\$44,878.26
	44	10944	6/17/2011 5:38:22 pm	Completed	6/22/2011 3:02:08 am	6/21/2011 10:05:14 pm	B09MC480009	EN	756000508	756000508	CDBG		\$3,371.55
	45	10897	6/17/2011 5:38:22 pm	Completed	6/22/2011 3:02:08 am	6/21/2011 10:05:14 pm	B09MC480009	EN	756000508	756000508	CDBG		\$1,113.51
	46	10895	6/17/2011 5:38:22 pm	Completed	6/22/2011 3:02:08 am	6/21/2011 10:05:14 pm	B09MC480009	EN	756000508	756000508	CDBG		\$2,445.00
	47	10896	6/17/2011 5:38:22 pm	Completed	6/22/2011 3:02:08 am	6/21/2011 10:05:14 pm	B09MC480009	EN	756000508	756000508	CDBG		\$3,591.52
	48	10898	6/17/2011 5:38:22 pm	Completed	6/22/2011 3:02:08 am	6/21/2011 10:05:14 pm	B09MC480009	EN	756000508	756000508	CDBG		\$2,628.40
	49	10950	6/17/2011 5:38:22 pm	Completed	6/22/2011 3:02:08 am	6/21/2011 10:05:14 pm	B09MC480009	EN	756000508	756000508	CDBG		\$2,500.00
	50	10951	6/17/2011 5:38:22 pm	Completed	6/22/2011 3:02:08 am	6/21/2011 10:05:14 pm	B09MC480009	EN	756000508	756000508	CDBG		\$6,619.80
	51	10971	6/17/2011 5:38:22 pm	Completed	6/22/2011 3:02:08 am	6/21/2011 10:05:14 pm	B09MC480009	EN	756000508	756000508	CDBG		\$56,160.77
	52	10890	6/17/2011 5:38:22 pm	Completed	6/22/2011 3:02:08 am	6/21/2011 10:05:14 pm	B09MC480009	EN	756000508	756000508	CDBG		\$20,180.17
	53	10972	6/17/2011 5:38:22 pm	Completed	6/22/2011 3:02:08 am	6/21/2011 10:05:14 pm	B09MC480009	EN	756000508	756000508	CDBG		\$64,044.47
	54	10978	6/17/2011 5:38:22 pm	Completed	6/22/2011 3:02:08 am	6/21/2011 10:05:14 pm	B09MC480009	EN	756000508	756000508	CDBG		\$15,673.08
	55	10353	6/17/2011 5:38:22 pm	Completed	6/22/2011 3:02:08 am	6/21/2011 10:05:14 pm	B09MC480009	EN	756000508	756000508	CDBG		\$0.20
	56	5582	12/6/2011 10:01:26 am	Completed	12/6/2011 10:01:26 am	6/21/2011 10:05:14 pm	B09MC480009	EN	756000508	756000508	CDBG		\$11,074.09
	57	9877	12/6/2011 10:01:26 am	Revised	12/6/2011 10:29:36 am	6/21/2011 10:05:14 pm	B09MC480009	EN	756000508	756000508	CDBG		\$540.34
	58	9856	12/6/2011 10:21:35 am	Completed	12/6/2011 10:21:35 am	6/21/2011 10:05:14 pm	B09MC480009	EN	756000508	756000508	CDBG		\$3,052.13
	59	7022	12/6/2011 10:21:35 am	Completed	12/6/2011 10:21:35 am	6/21/2011 10:05:14 pm	B09MC480009	EN	756000508	756000508	CDBG		\$22,817.37
	60	5582	12/6/2011 10:29:36 am	Completed	12/6/2011 10:29:36 am	6/21/2011 10:05:14 pm	B09MC480009	EN	756000508	756000508	CDBG		\$540.34
	61	9877	12/6/2011 10:32:15 am	Completed	12/6/2011 10:32:15 am	6/21/2011 10:05:14 pm	B09MC480009	EN	756000508	756000508	CDBG		\$19,459.23
	62	5582	12/6/2011 10:32:15 am	Completed	12/6/2011 10:32:15 am	6/21/2011 10:05:14 pm	B09MC480009	EN	756000508	756000508	CDBG		\$540.34

U.S. DEPARTMENT OF HOUSING AND URBAN DEVELOPMENT  
 OFFICE OF COMMUNITY PLANNING AND DEVELOPMENT  
 PR07 - Drawdown Report by Voucher Number - Vouchers Submitted to Loccs

Voucher Number	Line Item	IDIS Act ID	Voucher Created	Voucher Status	Status Date	LOCCS Send Date	Grant Number	Fund Type	Recipient TIN	Payee TIN	Program	PY	Drawn Amount
5286942	63	11023	12/6/2011 10:39:46 am	Revised	12/6/2011 1:21:23 pm	6/21/2011 10:05:14 pm	B09MC480009	EN	756000508	756000508	CDBG		\$817.84
	64	10954	12/6/2011 1:21:23 pm	Revised	12/6/2011 1:25:51 pm	6/21/2011 10:05:14 pm	B09MC480009	EN	756000508	756000508	CDBG		\$817.84
	65	10960	12/6/2011 1:25:51 pm	Completed	12/6/2011 1:25:51 pm	6/21/2011 10:05:14 pm	B09MC480009	EN	756000508	756000508	CDBG		\$817.84
5287406	1	10962	6/20/2011 3:41:09 pm	Completed	6/22/2011 3:02:08 am	6/21/2011 10:05:14 pm	B09MC480009	EN	756000508	756000508	CDBG		\$55,630.55
	2	10963	6/20/2011 3:41:09 pm	Completed	6/22/2011 3:02:08 am	6/21/2011 10:05:14 pm	B09MC480009	EN	756000508	756000508	CDBG		\$3,018.10
	3	10946	6/20/2011 3:41:09 pm	Completed	6/22/2011 3:02:08 am	6/21/2011 10:05:14 pm	B09MC480009	EN	756000508	756000508	CDBG		\$2.04
5288295	1	10891	6/21/2011 4:22:42 pm	Completed	6/22/2011 3:02:08 am	6/21/2011 10:05:18 pm	B09MC480009	EN	756000508	756000508	CDBG		\$814.20
5299641	1	6189	7/18/2011 3:40:46 pm	Completed	7/21/2011 3:01:58 am	7/20/2011 10:05:11 pm	B09MC480009	EN	756000508	756000508	CDBG		\$24,635.25
	2	9267	7/18/2011 3:40:46 pm	Completed	7/21/2011 3:01:58 am	7/20/2011 10:05:11 pm	B09MC480009	EN	756000508	756000508	CDBG		\$14,118.09
	3	10713	7/18/2011 3:40:46 pm	Completed	7/21/2011 3:01:58 am	7/20/2011 10:05:11 pm	B09MC480009	EN	756000508	756000508	CDBG		\$32,249.31
	4	10810	7/18/2011 3:40:46 pm	Completed	7/21/2011 3:01:58 am	7/20/2011 10:05:11 pm	B09MC480009	EN	756000508	756000508	CDBG		\$67,655.82
	5	3065	7/18/2011 3:40:46 pm	Completed	7/21/2011 3:01:58 am	7/20/2011 10:05:11 pm	B09MC480009	EN	756000508	756000508	CDBG		\$2,059.50
	6	9876	7/18/2011 3:40:46 pm	Completed	7/21/2011 3:01:58 am	7/20/2011 10:05:11 pm	B09MC480009	EN	756000508	756000508	CDBG		\$1,665.97
	7	9882	7/18/2011 3:40:46 pm	Completed	7/21/2011 3:01:58 am	7/20/2011 10:05:11 pm	B09MC480009	EN	756000508	756000508	CDBG		\$15,628.19
	8	9852	7/18/2011 3:40:46 pm	Revised	12/6/2011 10:20:35 pm	7/20/2011 10:05:11 pm	B09MC480009	EN	756000508	756000508	CDBG		\$7,757.18
	9	10368	7/18/2011 3:40:46 pm	Revised	9/14/2011 5:29:42 pm	7/20/2011 10:05:11 pm	B09MC480009	EN	756000508	756000508	CDBG		\$255.15
	10	10374	7/18/2011 3:40:46 pm	Completed	7/21/2011 3:01:58 am	7/20/2011 10:05:11 pm	B09MC480009	EN	756000508	756000508	CDBG		\$50.00
	11	10513	7/18/2011 3:40:46 pm	Completed	7/21/2011 3:01:58 am	7/20/2011 10:05:11 pm	B09MC480009	EN	756000508	756000508	CDBG		\$5,518.44
	12	10455	7/18/2011 3:40:46 pm	Completed	7/21/2011 3:01:58 am	7/20/2011 10:05:11 pm	B09MC480009	EN	756000508	756000508	CDBG		\$8,083.50
	14	10514	7/18/2011 3:40:46 pm	Completed	7/21/2011 3:01:58 am	7/20/2011 10:05:11 pm	B09MC480009	EN	756000508	756000508	CDBG		\$695,431.40
	15	10393	7/18/2011 3:40:46 pm	Completed	7/21/2011 3:01:58 am	7/20/2011 10:05:11 pm	B09MC480009	EN	756000508	756000508	CDBG		\$50,416.76
	16	10365	7/18/2011 3:40:46 pm	Completed	7/21/2011 3:01:58 am	7/20/2011 10:05:11 pm	B09MC480009	EN	756000508	756000508	CDBG		\$21,320.00
	17	10381	7/18/2011 3:40:46 pm	Completed	7/21/2011 3:01:58 am	7/20/2011 10:05:11 pm	B09MC480009	EN	756000508	756000508	CDBG		\$6,706.76
	18	10370	7/18/2011 3:40:46 pm	Completed	7/21/2011 3:01:58 am	7/20/2011 10:05:11 pm	B09MC480009	EN	756000508	756000508	CDBG		\$47,489.47
	19	10532	7/18/2011 3:40:46 pm	Completed	7/21/2011 3:01:58 am	7/20/2011 10:05:11 pm	B09MC480009	EN	756000508	756000508	CDBG		\$555.50

U.S. DEPARTMENT OF HOUSING AND URBAN DEVELOPMENT  
 OFFICE OF COMMUNITY PLANNING AND DEVELOPMENT  
 PR07 - Drawdown Report by Voucher Number - Vouchers Submitted to Loccs

Voucher Number	Line Item	IDIS Act ID	Voucher Created	Voucher Status	Status Date	LOCCS Send Date	Grant Number	Fund Type	Recipient TIN	Payee TIN	Program	PY	Drawn Amount
5299641	20	10367	7/18/2011 3:40:46 pm	Completed	7/21/2011 3:01:58 am	7/20/2011 10:05:11 pm	B09MC480009	EN	756000508	756000508	CDBG		\$8,122.05
	21	10388	7/18/2011 3:40:46 pm	Completed	7/21/2011 3:01:58 am	7/20/2011 10:05:11 pm	B09MC480009	EN	756000508	756000508	CDBG		\$4,617.13
	22	10351	7/18/2011 3:40:46 pm	Completed	7/21/2011 3:01:58 am	7/20/2011 10:05:11 pm	B09MC480009	EN	756000508	756000508	CDBG		\$12,671.13
	23	10397	7/18/2011 3:40:46 pm	Completed	7/21/2011 3:01:58 am	7/20/2011 10:05:11 pm	B09MC480009	EN	756000508	756000508	CDBG		\$53.43
	24	10811	7/18/2011 3:40:46 pm	Completed	7/21/2011 3:01:58 am	7/20/2011 10:05:11 pm	B09MC480009	EN	756000508	756000508	CDBG		\$137,619.56
	25	10965	9/14/2011 5:29:42 pm	Completed	9/14/2011 5:29:42 pm	7/20/2011 10:05:11 pm	B09MC480009	EN	756000508	756000508	CDBG		\$255.15
	26	9852	12/6/2011 10:20:35 am	Completed	12/6/2011 10:20:35 am	7/20/2011 10:05:11 pm	B09MC480009	EN	756000508	756000508	CDBG		\$6,137.00
	27	7022	12/6/2011 10:20:35 am	Completed	12/6/2011 10:20:35 am	7/20/2011 10:05:11 pm	B09MC480009	EN	756000508	756000508	CDBG		\$1,620.18
5299789	1	10945	7/18/2011 5:52:56 pm	Completed	7/21/2011 3:01:58 am	7/20/2011 10:05:11 pm	B09MC480009	EN	756000508	756000508	CDBG		\$18,248.91
	2	10946	7/18/2011 5:52:56 pm	Completed	7/21/2011 3:01:58 am	7/20/2011 10:05:11 pm	B09MC480009	EN	756000508	756000508	CDBG		\$6,523.96
	3	10947	7/18/2011 5:52:56 pm	Completed	7/21/2011 3:01:58 am	7/20/2011 10:05:11 pm	B09MC480009	EN	756000508	756000508	CDBG		\$9,365.07
	4	10973	7/18/2011 5:52:56 pm	Completed	7/21/2011 3:01:58 am	7/20/2011 10:05:11 pm	B09MC480009	EN	756000508	756000508	CDBG		\$36,673.62
	5	10967	7/18/2011 5:52:56 pm	Completed	7/21/2011 3:01:58 am	7/20/2011 10:05:11 pm	B09MC480009	EN	756000508	756000508	CDBG		\$18,158.77
	6	10966	7/18/2011 5:52:56 pm	Completed	7/21/2011 3:01:58 am	7/20/2011 10:05:11 pm	B09MC480009	EN	756000508	756000508	CDBG		\$26,816.87
	7	10976	7/18/2011 5:52:56 pm	Completed	7/21/2011 3:01:58 am	7/20/2011 10:05:11 pm	B09MC480009	EN	756000508	756000508	CDBG		\$5,619.96
	8	10952	7/18/2011 5:52:56 pm	Completed	7/21/2011 3:01:58 am	7/20/2011 10:05:11 pm	B09MC480009	EN	756000508	756000508	CDBG		\$7,942.13
	9	10964	7/18/2011 5:52:56 pm	Completed	7/21/2011 3:01:58 am	7/20/2011 10:05:11 pm	B09MC480009	EN	756000508	756000508	CDBG		\$14,605.40
	10	10965	7/18/2011 5:52:56 pm	Completed	7/21/2011 3:01:58 am	7/20/2011 10:05:11 pm	B09MC480009	EN	756000508	756000508	CDBG		\$6,929.56
	11	10959	7/18/2011 5:52:56 pm	Completed	7/21/2011 3:01:58 am	7/20/2011 10:05:11 pm	B09MC480009	EN	756000508	756000508	CDBG		\$777.00
	12	10991	7/18/2011 5:52:56 pm	Completed	7/21/2011 3:01:58 am	7/20/2011 10:05:11 pm	B09MC480009	EN	756000508	756000508	CDBG		\$12,103.06
	13	10993	7/18/2011 5:52:56 pm	Completed	7/21/2011 3:01:58 am	7/20/2011 10:05:11 pm	B09MC480009	EN	756000508	756000508	CDBG		\$5,304.40
	14	10994	7/18/2011 5:52:56 pm	Completed	7/21/2011 3:01:58 am	7/20/2011 10:05:11 pm	B09MC480009	EN	756000508	756000508	CDBG		\$4,468.40
	15	10995	7/18/2011 5:52:56 pm	Completed	7/21/2011 3:01:58 am	7/20/2011 10:05:11 pm	B09MC480009	EN	756000508	756000508	CDBG		\$6,130.00
	16	10996	7/18/2011 5:52:56 pm	Completed	7/21/2011 3:01:58 am	7/20/2011 10:05:11 pm	B09MC480009	EN	756000508	756000508	CDBG		\$7,265.32
	17	10997	7/18/2011 5:52:56 pm	Completed	7/21/2011 3:01:58 am	7/20/2011 10:05:11 pm	B09MC480009	EN	756000508	756000508	CDBG		\$7,771.88



U.S. DEPARTMENT OF HOUSING AND URBAN DEVELOPMENT  
 OFFICE OF COMMUNITY PLANNING AND DEVELOPMENT  
 PR07 - Drawdown Report by Voucher Number - Vouchers Submitted to Loccs

Voucher Number	Line Item	IDIS Act ID	Voucher Created	Voucher Status	Status Date	LOCCS Send Date	Grant Number	Fund Type	Recipient TIN	Payee TIN	Program	PY	Drawn Amount
5299789	18	10977	7/18/2011 5:52:56 pm	Completed	7/21/2011 3:01:58 am	7/20/2011 10:05:11 pm	B09MC480009	EN	756000508	756000508	CDBG		\$10,556.44
	19	10954	7/18/2011 5:52:56 pm	Revised	12/6/2011 10:40:29 am	7/20/2011 10:05:11 pm	B09MC480009	EN	756000508	756000508	CDBG		\$125.25
	20	10956	7/18/2011 5:52:56 pm	Completed	7/21/2011 3:01:58 am	7/20/2011 10:05:11 pm	B09MC480009	EN	756000508	756000508	CDBG		\$173,576.00
	21	10953	7/18/2011 5:52:56 pm	Completed	7/21/2011 3:01:58 am	7/20/2011 10:05:11 pm	B09MC480009	EN	756000508	756000508	CDBG		\$126,589.14
	22	10975	7/18/2011 5:52:56 pm	Completed	7/21/2011 3:01:58 am	7/20/2011 10:05:11 pm	B09MC480009	EN	756000508	756000508	CDBG		\$58,294.85
	23	10957	7/18/2011 5:52:56 pm	Completed	7/21/2011 3:01:58 am	7/20/2011 10:05:11 pm	B09MC480009	EN	756000508	756000508	CDBG		\$154,179.91
	24	10970	7/18/2011 5:52:56 pm	Completed	7/21/2011 3:01:58 am	7/20/2011 10:05:11 pm	B09MC480009	EN	756000508	756000508	CDBG		\$339.00
	25	10960	7/18/2011 5:52:56 pm	Completed	7/21/2011 3:01:58 am	7/20/2011 10:05:11 pm	B09MC480009	EN	756000508	756000508	CDBG		\$56,587.71
	26	10892	7/18/2011 5:52:56 pm	Completed	7/21/2011 3:01:58 am	7/20/2011 10:05:11 pm	B09MC480009	EN	756000508	756000508	CDBG		\$9,660.00
	27	10889	7/18/2011 5:52:56 pm	Completed	7/21/2011 3:01:58 am	7/20/2011 10:05:11 pm	B09MC480009	EN	756000508	756000508	CDBG		\$12,894.77
	28	10893	7/18/2011 5:52:56 pm	Completed	7/21/2011 3:01:58 am	7/20/2011 10:05:11 pm	B09MC480009	EN	756000508	756000508	CDBG		\$17,791.92
	30	10979	7/18/2011 5:52:56 pm	Completed	7/21/2011 3:01:58 am	7/20/2011 10:05:11 pm	B09MC480009	EN	756000508	756000508	CDBG		\$17,646.42
	31	10899	7/18/2011 5:52:56 pm	Completed	7/21/2011 3:01:58 am	7/20/2011 10:05:11 pm	B09MC480009	EN	756000508	756000508	CDBG		\$6,134.07
	32	10974	7/18/2011 5:52:56 pm	Completed	7/21/2011 3:01:58 am	7/20/2011 10:05:11 pm	B09MC480009	EN	756000508	756000508	CDBG		\$29,714.30
	33	10944	7/18/2011 5:52:56 pm	Completed	7/21/2011 3:01:58 am	7/20/2011 10:05:11 pm	B09MC480009	EN	756000508	756000508	CDBG		\$2,071.00
	34	10951	7/18/2011 5:52:56 pm	Completed	7/21/2011 3:01:58 am	7/20/2011 10:05:11 pm	B09MC480009	EN	756000508	756000508	CDBG		\$3,219.36
	35	10971	7/18/2011 5:52:56 pm	Completed	7/21/2011 3:01:58 am	7/20/2011 10:05:11 pm	B09MC480009	EN	756000508	756000508	CDBG		\$38,613.56
	36	10972	7/18/2011 5:52:56 pm	Completed	7/21/2011 3:01:58 am	7/20/2011 10:05:11 pm	B09MC480009	EN	756000508	756000508	CDBG		\$54,795.38
	37	10962	7/18/2011 5:52:56 pm	Completed	7/21/2011 3:01:58 am	7/20/2011 10:05:11 pm	B09MC480009	EN	756000508	756000508	CDBG		\$35,080.93
	38	10963	7/18/2011 5:52:56 pm	Completed	7/21/2011 3:01:58 am	7/20/2011 10:05:11 pm	B09MC480009	EN	756000508	756000508	CDBG		\$9,973.46
	39	10891	7/18/2011 5:52:56 pm	Completed	7/21/2011 3:01:58 am	7/20/2011 10:05:11 pm	B09MC480009	EN	756000508	756000508	CDBG		\$13,027.00
	40	10978	7/18/2011 5:52:56 pm	Completed	7/21/2011 3:01:58 am	7/20/2011 10:05:11 pm	B09MC480009	EN	756000508	756000508	CDBG		\$542.32
	41	10884	7/18/2011 5:52:56 pm	Completed	7/21/2011 3:01:58 am	7/20/2011 10:05:11 pm	B09MC480009	EN	756000508	756000508	CDBG		\$4,695.18
	42	10897	7/18/2011 5:52:56 pm	Completed	7/21/2011 3:01:58 am	7/20/2011 10:05:11 pm	B09MC480009	EN	756000508	756000508	CDBG		\$1,166.44
	43	10895	7/18/2011 5:52:56 pm	Completed	7/21/2011 3:01:58 am	7/20/2011 10:05:11 pm	B09MC480009	EN	756000508	756000508	CDBG		\$1,896.00

U.S. DEPARTMENT OF HOUSING AND URBAN DEVELOPMENT  
 OFFICE OF COMMUNITY PLANNING AND DEVELOPMENT  
 PR07 - Drawdown Report by Voucher Number - Vouchers Submitted to Loccs

Voucher Number	Line Item	IDIS Act ID	Voucher Created	Voucher Status	Status Date	LOCCS Send Date	Grant Number	Fund Type	Recipient TIN	Payee TIN	Program	PY	Drawn Amount
5299789	44	10896	7/18/2011 5:52:56 pm	Completed	7/21/2011 3:01:58 am	7/20/2011 10:05:11 pm	B09MC480009	EN	756000508	756000508	CDBG		\$6,849.62
	45	10992	7/18/2011 5:52:56 pm	Completed	7/21/2011 3:01:58 am	7/20/2011 10:05:11 pm	B09MC480009	EN	756000508	756000508	CDBG		\$19,537.82
	46	11023	12/6/2011 10:40:29 am	Revised	12/6/2011 1:22:31 pm	7/20/2011 10:05:11 pm	B09MC480009	EN	756000508	756000508	CDBG		\$125.25
	47	10954	12/6/2011 1:22:31 pm	Revised	12/6/2011 1:26:25 pm	7/20/2011 10:05:11 pm	B09MC480009	EN	756000508	756000508	CDBG		\$125.25
	48	10960	12/6/2011 1:26:25 pm	Completed	12/6/2011 1:26:25 pm	7/20/2011 10:05:11 pm	B09MC480009	EN	756000508	756000508	CDBG		\$125.25
5299791	2	10355	7/18/2011 6:01:51 pm	Completed	7/21/2011 3:01:58 am	7/20/2011 10:05:11 pm	B09MC480009	EN	756000508	756000508	CDBG		\$8,984.71
	3	10898	7/18/2011 6:01:51 pm	Completed	7/21/2011 3:01:58 am	7/20/2011 10:05:11 pm	B09MC480009	EN	756000508	756000508	CDBG		\$2,476.20
	4	10950	7/18/2011 6:01:51 pm	Completed	7/21/2011 3:01:58 am	7/20/2011 10:05:11 pm	B09MC480009	EN	756000508	756000508	CDBG		\$5,000.00
5300625	1	10894	7/20/2011 10:33:57 am	Completed	7/21/2011 3:01:58 am	7/20/2011 10:05:11 pm	B09MC480009	EN	756000508	756000508	CDBG		\$11,370.26
5312465	1	6189	8/16/2011 10:08:56 am	Completed	8/18/2011 3:02:01 am	8/17/2011 10:05:34 pm	B09MC480009	EN	756000508	756000508	CDBG		\$20,173.21
	2	10050	8/16/2011 10:08:56 am	Completed	8/18/2011 3:02:01 am	8/17/2011 10:05:34 pm	B09MC480009	EN	756000508	756000508	CDBG		\$13,259.96
	3	10713	8/16/2011 10:08:56 am	Completed	8/18/2011 3:02:01 am	8/17/2011 10:05:34 pm	B09MC480009	EN	756000508	756000508	CDBG		\$144,817.63
	4	10811	8/16/2011 10:08:56 am	Completed	8/18/2011 3:02:01 am	8/17/2011 10:05:34 pm	B09MC480009	EN	756000508	756000508	CDBG		\$125,803.39
	5	9882	8/16/2011 10:08:56 am	Completed	8/18/2011 3:02:01 am	8/17/2011 10:05:34 pm	B09MC480009	EN	756000508	756000508	CDBG		\$32,530.92
	6	9852	8/16/2011 10:08:56 am	Completed	8/18/2011 3:02:01 am	8/17/2011 10:05:34 pm	B09MC480009	EN	756000508	756000508	CDBG		\$236.34
	8	10394	8/16/2011 10:08:56 am	Completed	8/18/2011 3:02:01 am	8/17/2011 10:05:34 pm	B09MC480009	EN	756000508	756000508	CDBG		\$5,978.24
	9	10393	8/16/2011 10:08:56 am	Completed	8/18/2011 3:02:01 am	8/17/2011 10:05:34 pm	B09MC480009	EN	756000508	756000508	CDBG		\$45,435.87
	10	10365	8/16/2011 10:08:56 am	Completed	8/18/2011 3:02:01 am	8/17/2011 10:05:34 pm	B09MC480009	EN	756000508	756000508	CDBG		\$4,471.00
	11	10381	8/16/2011 10:08:56 am	Completed	8/18/2011 3:02:01 am	8/17/2011 10:05:34 pm	B09MC480009	EN	756000508	756000508	CDBG		\$9,755.90
	12	10370	8/16/2011 10:08:56 am	Completed	8/18/2011 3:02:01 am	8/17/2011 10:05:34 pm	B09MC480009	EN	756000508	756000508	CDBG		\$19,554.18
5312516	1	10945	8/16/2011 10:55:23 am	Completed	8/18/2011 3:02:01 am	8/17/2011 10:05:34 pm	B09MC480009	EN	756000508	756000508	CDBG		\$43,808.08
	2	10946	8/16/2011 10:55:23 am	Revised	9/14/2011 6:37:25 pm	8/17/2011 10:05:34 pm	B09MC480009	EN	756000508	756000508	CDBG		\$35,855.40
	3	10947	8/16/2011 10:55:23 am	Completed	8/18/2011 3:02:01 am	8/17/2011 10:05:34 pm	B09MC480009	EN	756000508	756000508	CDBG		\$37,127.46
	4	10973	8/16/2011 10:55:23 am	Completed	8/18/2011 3:02:01 am	8/17/2011 10:05:34 pm	B09MC480009	EN	756000508	756000508	CDBG		\$67,594.78
	5	10967	8/16/2011 10:55:23 am	Completed	8/18/2011 3:02:01 am	8/17/2011 10:05:34 pm	B09MC480009	EN	756000508	756000508	CDBG		\$22,630.62

U.S. DEPARTMENT OF HOUSING AND URBAN DEVELOPMENT  
 OFFICE OF COMMUNITY PLANNING AND DEVELOPMENT  
 PR07 - Drawdown Report by Voucher Number - Vouchers Submitted to Loccs

Voucher Number	Line Item	IDIS Act ID	Voucher Created	Voucher Status	Status Date	LOCCS Send Date	Grant Number	Fund Type	Recipient TIN	Payee TIN	Program	PY	Drawn Amount
5312516	6	10966	8/16/2011 10:55:23	Completed	8/18/2011 3:02:01 am	8/17/2011 10:05:34 pm	B09MC480009	EN	756000508	756000508	CDBG		\$35,412.87
	7	10976	8/16/2011 10:55:23	Completed	8/18/2011 3:02:01 am	8/17/2011 10:05:34 pm	B09MC480009	EN	756000508	756000508	CDBG		\$9,932.56
	8	10952	8/16/2011 10:55:23	Revised	9/14/2011 6:32:42 pm	8/17/2011 10:05:34 pm	B09MC480009	EN	756000508	756000508	CDBG		\$14,029.65
	9	10964	8/16/2011 10:55:23	Completed	8/18/2011 3:02:01 am	8/17/2011 10:05:34 pm	B09MC480009	EN	756000508	756000508	CDBG		\$6,454.51
	10	10965	8/16/2011 10:55:23	Completed	8/18/2011 3:02:01 am	8/17/2011 10:05:34 pm	B09MC480009	EN	756000508	756000508	CDBG		\$12,321.48
	11	10993	8/16/2011 10:55:23	Completed	8/18/2011 3:02:01 am	8/17/2011 10:05:34 pm	B09MC480009	EN	756000508	756000508	CDBG		\$6,398.86
	12	10995	8/16/2011 10:55:23	Completed	8/18/2011 3:02:01 am	8/17/2011 10:05:34 pm	B09MC480009	EN	756000508	756000508	CDBG		\$7,900.00
	13	10996	8/16/2011 10:55:23	Completed	8/18/2011 3:02:01 am	8/17/2011 10:05:34 pm	B09MC480009	EN	756000508	756000508	CDBG		\$6,220.91
	14	10997	8/16/2011 10:55:23	Completed	8/18/2011 3:02:01 am	8/17/2011 10:05:34 pm	B09MC480009	EN	756000508	756000508	CDBG		\$7,771.52
	15	10998	8/16/2011 10:55:23	Completed	8/18/2011 3:02:01 am	8/17/2011 10:05:34 pm	B09MC480009	EN	756000508	756000508	CDBG		\$6,085.56
	16	10977	8/16/2011 10:55:23	Completed	8/18/2011 3:02:01 am	8/17/2011 10:05:34 pm	B09MC480009	EN	756000508	756000508	CDBG		\$17,828.57
	17	10956	8/16/2011 10:55:23	Completed	8/18/2011 3:02:01 am	8/17/2011 10:05:34 pm	B09MC480009	EN	756000508	756000508	CDBG		\$248,131.68
	18	10953	8/16/2011 10:55:23	Completed	8/18/2011 3:02:01 am	8/17/2011 10:05:34 pm	B09MC480009	EN	756000508	756000508	CDBG		\$145,639.84
	19	10975	8/16/2011 10:55:23	Completed	8/18/2011 3:02:01 am	8/17/2011 10:05:34 pm	B09MC480009	EN	756000508	756000508	CDBG		\$101,529.55
	20	10957	8/16/2011 10:55:23	Completed	8/18/2011 3:02:01 am	8/17/2011 10:05:34 pm	B09MC480009	EN	756000508	756000508	CDBG		\$78,159.41
	21	10960	8/16/2011 10:55:23	Completed	8/18/2011 3:02:01 am	8/17/2011 10:05:34 pm	B09MC480009	EN	756000508	756000508	CDBG		\$104,327.59
	22	11149	8/16/2011 10:55:23	Completed	8/18/2011 3:02:01 am	8/17/2011 10:05:34 pm	B09MC480009	EN	756000508	756000508	CDBG		\$44,905.69
	23	10884	8/16/2011 10:55:23	Completed	8/18/2011 3:02:01 am	8/17/2011 10:05:34 pm	B09MC480009	EN	756000508	756000508	CDBG		\$2,560.67
	24	10895	8/16/2011 10:55:23	Completed	8/18/2011 3:02:01 am	8/17/2011 10:05:34 pm	B09MC480009	EN	756000508	756000508	CDBG		\$567.50
	25	10889	8/16/2011 10:55:23	Completed	8/18/2011 3:02:01 am	8/17/2011 10:05:34 pm	B09MC480009	EN	756000508	756000508	CDBG		\$32,775.18
	26	10893	8/16/2011 10:55:23	Completed	8/18/2011 3:02:01 am	8/17/2011 10:05:34 pm	B09MC480009	EN	756000508	756000508	CDBG		\$31,563.56
	27	10894	8/16/2011 10:55:23	Completed	8/18/2011 3:02:01 am	8/17/2011 10:05:34 pm	B09MC480009	EN	756000508	756000508	CDBG		\$19,101.03
	28	10899	8/16/2011 10:55:23	Completed	8/18/2011 3:02:01 am	8/17/2011 10:05:34 pm	B09MC480009	EN	756000508	756000508	CDBG		\$7,409.83
	29	10974	8/16/2011 10:55:23	Completed	8/18/2011 3:02:01 am	8/17/2011 10:05:34 pm	B09MC480009	EN	756000508	756000508	CDBG		\$59,503.24
	30	10944	8/16/2011 10:55:23	Completed	8/18/2011 3:02:01 am	8/17/2011 10:05:34 pm	B09MC480009	EN	756000508	756000508	CDBG		\$2,161.56

U.S. DEPARTMENT OF HOUSING AND URBAN DEVELOPMENT  
 OFFICE OF COMMUNITY PLANNING AND DEVELOPMENT  
 PR07 - Drawdown Report by Voucher Number - Vouchers Submitted to Loccs

Voucher Number	Line Item	IDIS Act ID	Voucher Created	Voucher Status	Status Date	LOCCS Send Date	Grant Number	Fund Type	Recipient TIN	Payee TIN	Program	PY	Drawn Amount
5312516	31	10898	8/16/2011 10:55:23 am	Completed	8/18/2011 3:02:01 am	8/17/2011 10:05:34 pm	B09MC480009	EN	756000508	756000508	CDBG		\$2,476.50
	32	10971	8/16/2011 10:55:23 am	Completed	8/18/2011 3:02:01 am	8/17/2011 10:05:34 pm	B09MC480009	EN	756000508	756000508	CDBG		\$69,385.54
	33	10882	8/16/2011 10:55:23 am	Completed	8/18/2011 3:02:01 am	8/17/2011 10:05:34 pm	B09MC480009	EN	756000508	756000508	CDBG		\$12,221.74
	34	10972	8/16/2011 10:55:23 am	Completed	8/18/2011 3:02:01 am	8/17/2011 10:05:34 pm	B09MC480009	EN	756000508	756000508	CDBG		\$58,515.53
	35	10962	8/16/2011 10:55:23 am	Completed	8/18/2011 3:02:01 am	8/17/2011 10:05:34 pm	B09MC480009	EN	756000508	756000508	CDBG		\$28,896.33
	36	10963	8/16/2011 10:55:23 am	Completed	8/18/2011 3:02:01 am	8/17/2011 10:05:34 pm	B09MC480009	EN	756000508	756000508	CDBG		\$16,670.83
	37	10891	8/16/2011 10:55:23 am	Completed	8/18/2011 3:02:01 am	8/17/2011 10:05:34 pm	B09MC480009	EN	756000508	756000508	CDBG		\$11,961.92
	38	10978	8/16/2011 10:55:23 am	Completed	8/18/2011 3:02:01 am	8/17/2011 10:05:34 pm	B09MC480009	EN	756000508	756000508	CDBG		\$17,711.45
	39	11023	8/16/2011 10:55:23 am	Completed	8/18/2011 3:02:01 am	8/17/2011 10:05:34 pm	B09MC480009	EN	756000508	756000508	CDBG		\$105,204.66
	40	10957	9/14/2011 6:32:42 pm	Completed	9/14/2011 6:32:42 pm	8/17/2011 10:05:34 pm	B09MC480009	EN	756000508	756000508	CDBG		\$14,029.65
	41	10946	9/14/2011 6:37:25 pm	Completed	9/14/2011 6:37:25 pm	8/17/2011 10:05:34 pm	B09MC480009	EN	756000508	756000508	CDBG		\$19,628.03
	42	10945	9/14/2011 6:37:25 pm	Completed	9/14/2011 6:37:25 pm	8/17/2011 10:05:34 pm	B09MC480009	EN	756000508	756000508	CDBG		\$16,227.37
5312564	1	10355	8/16/2011 11:37:35 am	Completed	8/18/2011 3:02:01 am	8/17/2011 10:05:34 pm	B09MC480009	EN	756000508	756000508	CDBG		\$360.67
5325182	1	9599	9/15/2011 3:40:58 pm	Completed	9/17/2011 3:02:02 am	9/16/2011 10:05:04 pm	B09MC480009	EN	756000508	756000508	CDBG		\$1,808.80
	2	9600	9/15/2011 3:40:58 pm	Completed	9/17/2011 3:02:02 am	9/16/2011 10:05:04 pm	B09MC480009	EN	756000508	756000508	CDBG		\$5,574.77
	3	10397	9/15/2011 3:40:58 pm	Completed	9/17/2011 3:02:02 am	9/16/2011 10:05:04 pm	B09MC480009	EN	756000508	756000508	CDBG		\$7.56
	4	10713	9/15/2011 3:40:58 pm	Completed	9/17/2011 3:02:02 am	9/16/2011 10:05:04 pm	B09MC480009	EN	756000508	756000508	CDBG		\$303,461.09
	5	10811	9/15/2011 3:40:58 pm	Completed	9/17/2011 3:02:02 am	9/16/2011 10:05:04 pm	B09MC480009	EN	756000508	756000508	CDBG		\$218,573.08
	6	9882	9/15/2011 3:40:58 pm	Completed	9/17/2011 3:02:02 am	9/16/2011 10:05:04 pm	B09MC480009	EN	756000508	756000508	CDBG		\$10,060.00
	7	9852	9/15/2011 3:40:58 pm	Completed	9/17/2011 3:02:02 am	9/16/2011 10:05:04 pm	B09MC480009	EN	756000508	756000508	CDBG		\$409.50
	8	10394	9/15/2011 3:40:58 pm	Completed	9/17/2011 3:02:02 am	9/16/2011 10:05:04 pm	B09MC480009	EN	756000508	756000508	CDBG		\$14,750.69
	9	10365	9/15/2011 3:40:58 pm	Revised	12/6/2011 10:37:09 am	9/16/2011 10:05:04 pm	B09MC480009	EN	756000508	756000508	CDBG		\$10,986.00
	10	10381	9/15/2011 3:40:58 pm	Completed	9/17/2011 3:02:02 am	9/16/2011 10:05:04 pm	B09MC480009	EN	756000508	756000508	CDBG		\$7,579.00
	11	10367	9/15/2011 3:40:58 pm	Completed	9/17/2011 3:02:02 am	9/16/2011 10:05:04 pm	B09MC480009	EN	756000508	756000508	CDBG		\$103.78
	12	10387	9/15/2011 3:40:58 pm	Completed	9/17/2011 3:02:02 am	9/16/2011 10:05:04 pm	B09MC480009	EN	756000508	756000508	CDBG		\$1,149.94

IDIS

U.S. DEPARTMENT OF HOUSING AND URBAN DEVELOPMENT  
 OFFICE OF COMMUNITY PLANNING AND DEVELOPMENT  
 PR07 - Drawdown Report by Voucher Number - Vouchers Submitted to Loccs

DATE: 12/19/2011

TIME: 5:08:58 pm

PAGE: 31/32

Voucher Number	Line Item	IDIS Act ID	Voucher Created	Voucher Status	Status Date	LOCCS Send Date	Grant Number	Fund Type	Recipient TIN	Payee TIN	Program	PY	Drawn Amount
5325182	13	10365	12/6/2011 10:37:09 am	Completed	12/6/2011 10:37:09 am	9/16/2011 10:05:04 pm	B09MC480009	EN	756000508	756000508	CDBG		\$10,576.74
	14	10381	12/6/2011 10:37:09 am	Completed	12/6/2011 10:37:09 am	9/16/2011 10:05:04 pm	B09MC480009	EN	756000508	756000508	CDBG		\$409.26
5325222	1	10945	9/15/2011 4:23:54 pm	Completed	9/17/2011 3:02:02 am	9/16/2011 10:05:04 pm	B09MC480009	EN	756000508	756000508	CDBG		\$2,881.10
	2	10947	9/15/2011 4:23:54 pm	Completed	9/17/2011 3:02:02 am	9/16/2011 10:05:04 pm	B09MC480009	EN	756000508	756000508	CDBG		\$8,581.81
	3	10973	9/15/2011 4:23:54 pm	Completed	9/17/2011 3:02:02 am	9/16/2011 10:05:04 pm	B09MC480009	EN	756000508	756000508	CDBG		\$38,007.89
	4	10967	9/15/2011 4:23:54 pm	Completed	9/17/2011 3:02:02 am	9/16/2011 10:05:04 pm	B09MC480009	EN	756000508	756000508	CDBG		\$26,653.44
	5	10966	9/15/2011 4:23:54 pm	Completed	9/17/2011 3:02:02 am	9/16/2011 10:05:04 pm	B09MC480009	EN	756000508	756000508	CDBG		\$39,287.33
	6	10964	9/15/2011 4:23:54 pm	Completed	9/17/2011 3:02:02 am	9/16/2011 10:05:04 pm	B09MC480009	EN	756000508	756000508	CDBG		\$5,678.08
	7	10965	9/15/2011 4:23:54 pm	Completed	9/17/2011 3:02:02 am	9/16/2011 10:05:04 pm	B09MC480009	EN	756000508	756000508	CDBG		\$7,292.59
	8	10959	9/15/2011 4:23:54 pm	Completed	9/17/2011 3:02:02 am	9/16/2011 10:05:04 pm	B09MC480009	EN	756000508	756000508	CDBG		\$1,024.91
	9	10994	9/15/2011 4:23:54 pm	Completed	9/17/2011 3:02:02 am	9/16/2011 10:05:04 pm	B09MC480009	EN	756000508	756000508	CDBG		\$6,328.86
	10	10995	9/15/2011 4:23:54 pm	Completed	9/17/2011 3:02:02 am	9/16/2011 10:05:04 pm	B09MC480009	EN	756000508	756000508	CDBG		\$5,399.93
	11	10998	9/15/2011 4:23:54 pm	Completed	9/17/2011 3:02:02 am	9/16/2011 10:05:04 pm	B09MC480009	EN	756000508	756000508	CDBG		\$12,511.13
	12	10977	9/15/2011 4:23:54 pm	Completed	9/17/2011 3:02:02 am	9/16/2011 10:05:04 pm	B09MC480009	EN	756000508	756000508	CDBG		\$12,125.44
	13	10954	9/15/2011 4:23:54 pm	Revised	12/6/2011 10:41:56 am	9/16/2011 10:05:04 pm	B09MC480009	EN	756000508	756000508	CDBG		\$842.57
	14	10956	9/15/2011 4:23:54 pm	Completed	9/17/2011 3:02:02 am	9/16/2011 10:05:04 pm	B09MC480009	EN	756000508	756000508	CDBG		\$42,193.51
	15	10956	9/15/2011 4:23:54 pm	Completed	9/17/2011 3:02:02 am	9/16/2011 10:05:04 pm	B10MC480009	EN	756000508	756000508	CDBG		\$104,082.82
	16	10953	9/15/2011 4:23:54 pm	Completed	9/17/2011 3:02:02 am	9/16/2011 10:05:04 pm	B10MC480009	EN	756000508	756000508	CDBG		\$42,367.48
	17	10975	9/15/2011 4:23:54 pm	Completed	9/17/2011 3:02:02 am	9/16/2011 10:05:04 pm	B10MC480009	EN	756000508	756000508	CDBG		\$84,946.55
	18	11023	9/15/2011 4:23:54 pm	Completed	9/17/2011 3:02:02 am	9/16/2011 10:05:04 pm	B10MC480009	EN	756000508	756000508	CDBG		\$289,981.67
	19	10970	9/15/2011 4:23:54 pm	Completed	9/17/2011 3:02:02 am	9/16/2011 10:05:04 pm	B10MC480009	EN	756000508	756000508	CDBG		\$127.50
	20	10960	9/15/2011 4:23:54 pm	Completed	9/17/2011 3:02:02 am	9/16/2011 10:05:04 pm	B10MC480009	EN	756000508	756000508	CDBG		\$57,955.82
	21	10892	9/15/2011 4:23:54 pm	Completed	9/17/2011 3:02:02 am	9/16/2011 10:05:04 pm	B10MC480009	EN	756000508	756000508	CDBG		\$7,700.00
	22	10889	9/15/2011 4:23:54 pm	Completed	9/17/2011 3:02:02 am	9/16/2011 10:05:04 pm	B10MC480009	EN	756000508	756000508	CDBG		\$21,113.23
	23	10893	9/15/2011 4:23:54 pm	Completed	9/17/2011 3:02:02 am	9/16/2011 10:05:04 pm	B10MC480009	EN	756000508	756000508	CDBG		\$15,265.86

U.S. DEPARTMENT OF HOUSING AND URBAN DEVELOPMENT  
 OFFICE OF COMMUNITY PLANNING AND DEVELOPMENT  
 PR07 - Drawdown Report by Voucher Number - Vouchers Submitted to Loccs

Voucher Number	Line Item	IDIS Act ID	Voucher Created	Voucher Status	Status Date	LOCCS Send Date	Grant Number	Fund Type	Recipient TIN	Payee TIN	Program	PY	Drawn Amount
5325222	24	10894	9/15/2011 4:23:54 pm	Completed	9/17/2011 3:02:02 am	9/16/2011 10:05:04 pm	B10MC480009	EN	756000508	756000508	CDBG		\$10,892.14
	25	10979	9/15/2011 4:23:54 pm	Completed	9/17/2011 3:02:02 am	9/16/2011 10:05:04 pm	B10MC480009	EN	756000508	756000508	CDBG		\$17,040.18
	26	10899	9/15/2011 4:23:54 pm	Completed	9/17/2011 3:02:02 am	9/16/2011 10:05:04 pm	B10MC480009	EN	756000508	756000508	CDBG		\$979.23
	27	10974	9/15/2011 4:23:54 pm	Completed	9/17/2011 3:02:02 am	9/16/2011 10:05:04 pm	B10MC480009	EN	756000508	756000508	CDBG		\$35,851.58
	28	10896	9/15/2011 4:23:54 pm	Completed	9/17/2011 3:02:02 am	9/16/2011 10:05:04 pm	B10MC480009	EN	756000508	756000508	CDBG		\$3,543.06
	29	10898	9/15/2011 4:23:54 pm	Completed	9/17/2011 3:02:02 am	9/16/2011 10:05:04 pm	B10MC480009	EN	756000508	756000508	CDBG		\$2,477.70
	30	10950	9/15/2011 4:23:54 pm	Completed	9/17/2011 3:02:02 am	9/16/2011 10:05:04 pm	B10MC480009	EN	756000508	756000508	CDBG		\$2,500.00
	31	10971	9/15/2011 4:23:54 pm	Completed	9/17/2011 3:02:02 am	9/16/2011 10:05:04 pm	B10MC480009	EN	756000508	756000508	CDBG		\$40,139.23
	32	10882	9/15/2011 4:23:54 pm	Completed	9/17/2011 3:02:02 am	9/16/2011 10:05:04 pm	B10MC480009	EN	756000508	756000508	CDBG		\$26,474.03
	33	10972	9/15/2011 4:23:54 pm	Completed	9/17/2011 3:02:02 am	9/16/2011 10:05:04 pm	B10MC480009	EN	756000508	756000508	CDBG		\$55,874.21
	34	10962	9/15/2011 4:23:54 pm	Completed	9/17/2011 3:02:02 am	9/16/2011 10:05:04 pm	B10MC480009	EN	756000508	756000508	CDBG		\$18,020.52
	35	10963	9/15/2011 4:23:54 pm	Completed	9/17/2011 3:02:02 am	9/16/2011 10:05:04 pm	B10MC480009	EN	756000508	756000508	CDBG		\$12,690.02
	36	10891	9/15/2011 4:23:54 pm	Completed	9/17/2011 3:02:02 am	9/16/2011 10:05:04 pm	B10MC480009	EN	756000508	756000508	CDBG		\$15,383.40
	37	10978	9/15/2011 4:23:54 pm	Completed	9/17/2011 3:02:02 am	9/16/2011 10:05:04 pm	B10MC480009	EN	756000508	756000508	CDBG		\$40.78
	38	10957	9/15/2011 4:23:54 pm	Completed	9/17/2011 3:02:02 am	9/16/2011 10:05:04 pm	B10MC480009	EN	756000508	756000508	CDBG		\$121,554.72
	39	11023	12/6/2011 10:41:56 am	Revised	12/6/2011 1:23:26 pm	9/16/2011 10:05:04 pm	B09MC480009	EN	756000508	756000508	CDBG		\$842.57
	40	10954	12/6/2011 1:23:26 pm	Revised	12/6/2011 1:27:20 pm	9/16/2011 10:05:04 pm	B09MC480009	EN	756000508	756000508	CDBG		\$842.57
	41	10960	12/6/2011 1:27:20 pm	Completed	12/6/2011 1:27:20 pm	9/16/2011 10:05:04 pm	B09MC480009	EN	756000508	756000508	CDBG		\$842.57
5329207	1	10721	9/23/2011 5:01:22 pm	Revised	12/6/2011 9:53:20 am	9/23/2011 10:05:07 pm	B10MC480009	EN	756000508	756000508	CDBG		\$68,220.00
	2	10721	12/6/2011 9:53:20 am	Completed	12/6/2011 9:53:20 am	9/23/2011 10:05:07 pm	B10MC480009	EN	756000508	756000508	CDBG		\$7,580.00
	3	10811	12/6/2011 9:53:20 am	Completed	12/6/2011 9:53:20 am	9/23/2011 10:05:07 pm	B10MC480009	EN	756000508	756000508	CDBG		\$60,640.00
<b>TOTAL DRAWS:</b>											<b>CDBG</b>	<b>TOTAL DRAWS:</b>	<b>\$21,925,594.80</b>
													<b>\$21,925,594.80</b>