



December 21, 2012

Ms. Shirley J. Henley, CPD Director
U.S. Department of Housing and Urban Development
801 Cherry Street, Unit 45, Suite 2500
Fort Worth, Texas 76102

Dear Ms. Henley:

Enclosed are four copies of the FY 2011-12 Consolidated Annual Performance and Evaluation Report (CAPER) for the City of Dallas. We appreciate this opportunity to inform you of the substantial accomplishments made in the community development programs during the past year.

If you need additional information to facilitate your review of the submitted CAPER, please call upon the following City staff as necessary: Chan Williams for CDBG and general information regarding the Consolidated Plan at (214) 670-5544 and Jerry Killingsworth for HOME, HOPWA and ESG at (214) 670-4028.

Sincerely,

Jeanne Chipperfield
Chief Financial Officer

Enclosures

cc: Mary K. Suhm, City Manager
Jack Ireland, Director, Office of Financial Services
Jerry Killingsworth, Director, Housing/Community Services
Chan Williams, Assistant Director, Office of Financial Services

CONSOLIDATED ANNUAL PERFORMANCE AND EVALUATION REPORT PROGRAM YEAR 2011

TABLE OF CONTENTS

COMMUNITY DEVELOPMENT BLOCK GRANT (CDBG)

1. CDBG Cover Page
2. Activity Summary Status (IDIS Report PR03)
 - a) Housing/Community Services Contract Report
 - b) Housing/Community Services Subrecipient Report
 - c) Economic Development Subrecipient Report
3. Financial Summary
 - d) Financial Status Report
 - e) Public Services Cap
 - f) Planning and Program Oversight Cap
 - g) Program Income
 - h) Loan Programs
4. Fair Housing Summary
5. Section 3 Summary
6. Economic Development
 - i) Public Benefit Worksheet
7. Rehabilitation Activities
8. One-for-One Replacement
9. Displacement Summary
10. Public Review
11. Assessment of CDBG and Consolidated Plan
12. Section 108 Program
13. Maps
14. Summary of Accomplishments (IDIS Report PR83)

HOME INVESTMENT PARTNERSHIPS PROGRAM (HOME)

15. Consolidated Plan Strategy
16. Affirmative Fair Marketing
17. Minority Outreach
18. Shortfall Funds
19. HOME Match
20. Annual Performance Report
21. Earmarking Requirements (PR16)
22. Status of HOME Grants (IDIS Report PR27)
23. Status of Community Housing Development Organization (CHDO) Funds (IDIS Report PR25)
24. Status of HOME Activities (IDIS Report PR22 & PR85)

CONSOLIDATED ANNUAL PERFORMANCE AND EVALUATION REPORT PROGRAM YEAR 2011

TABLE OF CONTENTS

EMERGENCY SOLUTIONS GRANT (ESG) FORMERLY EMERGENCY SHELTER GRANT

- 25. Program Narrative and Performance Summary
 - j) Continuum of Care
- 26. Grantee Activity Summary (IDIS Report PR81)

HOUSING OPPORTUNITIES FOR PERSONS WITH AIDS (HOPWA)

- 27. Form: HUD - 40110-D
- 28. Measuring Housing Stability Outcomes and HOPWA Units/Households and Funds Expenditure (IDIS Reports PR80 & PR82)

MISCELLANEOUS CATEGORIES

- 29. List of Activities (IDIS Report PR02)
- 30. FY 2011-12 Drawdown Vouchers (IDIS Report PR07)

**COMMUNITY
DEVELOPMENT
BLOCK GRANT
(CDBG)**

This page intentionally left blank.

1. CDBG COVER PAGE

This page intentionally left blank.

**Consolidated Annual Performance And Evaluation Report
Program Year 2011**

CDBG COVER PAGE

1. Program Year End: **September 30, 2012**
2. Grant Number: **B-11-MC-48-0009**
3. Names and Address of Grantee:
**City of Dallas
1500 Marilla, 4 F South
Dallas, Texas 75201-6320**
4. Name and Address of Community Development:
**Chan Williams, Assistant Director
City of Dallas
Office of Financial Services
1500 Marilla, 4 F South
Dallas, Texas 75201-6320**
5. Name and Telephone Number of Persons Most Familiar with Report:
Chan Williams – 214-670-5544
6. Name and Telephone Number of Persons to Contact about Disclosure:
Chan Williams – 214-670-5544
7. Have the Community Development Block Grant (CDBG) Funds been used:
 - a. To meet the Community Development Program objectives in the Final Statement for this program year? **Yes**
 - b. Exclusively to either benefit low and moderate income persons, aid in the prevention or elimination of slums or blight, or meet community development needs having a particular urgency? **Yes**
 - c. Such that the grantee has complied with, or will comply with, its certification to expend not less than 70% of its CDBG funds, during the specified period on activities which benefit low and moderate income persons? **Yes**
8. Were citizen comments about this report and/or the CDBG Program received? **No**
9. Indicate how the CAPER was made available to the public:
 - a. By printed notice: **Notice of the December 13, 2012 public hearing, and a 15 day review and comment period (11/27/12 through 12/13/2012) was advertised in the Dallas Morning News on November 26, 2012.**


**Consolidated Annual Performance And Evaluation Report
Program Year 2011**

CDBG COVER PAGE

- b. By public hearing: **Public Hearing conducted on December 13, 2012, at 5:00 p.m. at Dallas City Hall, 1500 Marilla, L1FN Conference Room A, Dallas, Texas.**
 - c. Other: **Notice of Public Hearings posted on City's website and in Dallas Public Libraries.**
10. The following forms must be completed and attached:
- a. Activity Summary
 - b. Financial Summary
 - c. One-for-One Replacement
 - d. Rehabilitation
 - e. Displacement

I hereby certify that: This report contains all required items identified above, Federal Assistance made available under the Community Development Block Grant (CDBG) has not been utilized to reduce substantially the amount of local financial support for community development activities below the level of such support prior to the start of the most recent completed CDBG program year; all the information stated herein, as well as any information provided in the accompaniment herewith, is true and accurate.

WARNING: HUD will prosecute false claims and statements. Conviction may result in criminal and/or civil penalties. (18 U.S.C.1001, 1010, 1012; U.S.C 3729 and 3802).


Jeanne Chipperfield
Chief Financial Officer
City of Dallas, Texas

December 21, 2012
Date

2. ACTIVITY SUMMARY STATUS (IDIS REPORT PR03)

This page intentionally left blank.

Year	Project Name	Activity #	Status	Funded	Draw Thru Amount	Draw In Amount	Balance	Accomplishment Narrative
1994	CONVERTED CDBG ACTIVITIES	2	O	132,908,756.00	132,908,756.00	0.00	0.00	0
1996	E's Haven Academy Renovations &	2804	C	49,528.55	49,528.55	5,480.25	0.00	(PY11):. (PY96): AGENCY CURRENTLY
1997	PUBLIC IMPROVEMENTS-NON-	3065	O	100,000.00	82,868.68	9,217.00	17,131.32	(PY11):. (PY97): ESTIMATED PROJECT
2000	Economic Development - Business	4900	X	0.00	0.00	0.00	0.00	(PY11):. (PY00): FUNDS
2000	Public Improvements - City Facilities	4688	O	411,272.00	408,313.69	0.00	2,958.31	(PY00): COMPLETED CONCEPTUAL
2002	HOUSING-SINGLE FAMILY	5582	C	900,000.00	900,000.00	0.00	0.00	(PY02): NO ACCOMPLISHMENTS
2002	EDD-Bexar Street Retail Development	5591	C	714,000.00	714,000.00	0.00	0.00	(PY02): PROJECT TRANSFERRED TO
2002	EDD-Bexar Street Retail Development	9017	C	350,000.00	350,000.00	0.00	0.00	(PY02): PER CR #06-2475, APPVD
2003	PI-NEIGHBORHOOD INVESTMENT	6209	O	1,639,187.00	1,637,455.00	0.00	1,732.00	(PY03): ACCOMPLISHMENTS REPORTED
2003	EDD-BUSINESS DEVELOPMENT	6189	O	350,000.00	253,500.00	204,181.36	96,500.00	(PY03): PROPOSALS ARE BEING
2004	HOUSING-RESIDENTIAL	7001	C	300,000.00	300,000.00	0.00	0.00	(PY04): NO ACCOMPLISHMENTS
2004	EDD-BUSINESS DEVELOPMENT	7018	O	317,351.00	218,694.71	218,694.71	98,656.29	(PY04): PROGRAM GUIDELINES ARE
2004	PI-NEIGHBORHOOD INVESTMENT	7022	O	2,804,225.00	2,801,869.77	0.00	2,355.23	(PY04): IMPLEMENTATION OF PUBLIC
2004	PI-NEIGHBORHOOD INVESTMENT	7036	C	1,318,575.00	1,318,575.00	0.00	0.00	(PY04): IMPLEMENTATION OF PUBLIC
2005	HOUSING-BASIC HOME REPAIR	7854	C	849,999.67	849,999.67	0.00	0.00	(PY05): ASSISTANCE PROVIDED TO 4
2005	EDD-SDDC REVOLVING BUSINESS	8800	C	220,000.00	220,000.00	0.00	0.00	(PY05): LOAN CLOSED 8/30/2006.WILL
2005	EDD-SDDC REVOLVING BUSINESS	10320	C	74,000.00	74,000.00	0.00	0.00	(PY08): No jobs were created in this
2005	PI-SIDEWALK IMPROVEMENT	7770	C	139,072.00	139,072.00	0.00	0.00	(PY05): Project completed. 900-1000 block
2005	PI-NEIGHBORHOOD INVESTMENT	7774	O	1,500,000.00	1,499,369.98	0.00	630.02	(PY05): FUNDS UTILIZED FOR THE
2006	HOUSING-RESIDENTIAL	7730	C	890,465.00	890,465.00	0.00	0.00	(PY05): REDUCE CURRENT FUNDING BY
2006	HOUSING-RESIDENTIAL	8495	C	350,000.00	350,000.00	0.00	0.00	(PY06): FUND THE PURCHASE OF 35
2006	HOUSING-HOUSING ASSISTANCE	8496	C	1,670,127.02	1,670,127.02	0.00	0.00	(PY06): FUNDING PROVIDED THE
2006	HOUSING-BASIC HOME REPAIR	8498	C	2,128,392.11	2,128,392.11	0.00	0.00	(PY06): PROVIDED BASIC SYSTEMS
2006	EDD-BUSINESS ASSISTANCE	8521	X	0.00	0.00	0.00	0.00	(PY06): NO FUNDS HAS BEEN
2006	PI-NEIGHBORHOOD INVESTMENT	8501	O	1,000,000.00	999,181.56	0.00	818.44	(PY06): FOR PROGRAM YEAR 2006,
2006	SOUTHERN SECTION HOUSING AND	9015	O	1,350,000.00	1,207,374.29	0.00	142,625.71	(PY06): PER CR# 06-3435 APPRVD
2006	SOUTHERN SECTION HOUSING AND	9245	O	1,138,732.00	1,118,043.88	1,333.09	20,688.12	(PY06): PER CR# 07-1577 APPRVD
2006	HOU- NEIGHBORHOOD	9599	O	180,000.00	180,000.00	15,655.82	0.00	(PY06): NO EXPENDITURES MADE IN
2006	HOU-HOUSING SERVICES PROGRAM	9600	C	99,146.77	99,146.77	0.00	0.00	(PY06): NO EXPENDITURES DURING FY
2007	HOUSING-HOUSING DEVELOPMENT	9326	C	840,178.00	840,178.00	0.00	0.00	(PY07): FUNDING PROVIDED DIRECT
2007	HOUSING-RESIDENTIAL	9347	C	825,000.00	825,000.00	0.00	0.00	(PY07): PROVIDE FUNDING FOR
2007	HOUSING-HOUSING ASSISTANCE	9348	C	1,823,854.09	1,823,854.09	0.00	0.00	(PY07): FUNDING PROVIDED DIRECT
2007	HOUSING-MINOR HOME REPAIR	9359	O	3,279,027.64	3,279,027.64	76,614.83	0.00	(PY07): PROGRAM CHANGED PER
2007	PI-NEIGHBORHOOD INVESTMENT	9771	O	925,000.00	661,816.74	178,060.14	263,183.26	(PY06): ONGOING. (PY07): NO FUNDS
2008	HOUSING-HOUSING DEVELOPMENT	9874	C	1,011,762.14	1,011,762.14	0.00	0.00	(PY07): FUNDING PROVIDED THE
2008	HOUSING-HOUSING SERVICES	9876	O	100,000.00	95,414.56	10,936.69	4,585.44	(PY08): THE CONTRACT IS IN THE
2008	HOUSING-RESIDENTIAL	9877	C	575,329.43	575,329.43	0.00	0.00	(PY08): THE CONTRACT BETWEEN THE
2008	HOUSING-HOUSING ASSISTANCE	9878	C	1,860,823.96	1,860,823.96	0.00	0.00	(PY08): Service Delivery Staff implemented
2008	HOUSING-MAJOR SYSTEMS REPAIR	9360	O	1,230,715.56	1,230,715.56	4,555.46	0.00	(PY07): PROJECT NAME CHANGE FROM
2008	HOUSING-RECONSTRUCTION/SHARE	9882	O	2,281,740.00	2,195,596.99	265,530.99	86,143.01	(PY08): NO ACCOMPLISHMENTS THIS
2008	HOUSING-RECONSTRUCTION/SHARE	9883	O	1,314,333.53	1,314,333.53	135,843.27	0.00	(PY08): NO ACCOMPLISHMENTS THIS
2008	HOUSING-RECONSTRUCTION/SHARE	10174	C	19,393.16	19,393.16	0.00	0.00	(PY08): NO ACCOMPLISHMENTS THIS
2008	HOUSING-RECONSTRUCTION/SHARE	10175	O	335,554.27	327,844.27	4,398.70	7,710.00	(PY08): FUNDED THE FOLLOWING
2008	HOUSING-NEIGHBORHOOD	9852	O	250,000.00	156,185.17	40,233.24	93,814.83	(PY08): Funds were utilized for the following
2008	ECO-BUSINESS LOAN PROGRAM	9789	C	75,000.00	75,000.00	0.00	0.00	(PY07): NO JOBS CREATED IN THIS
2008	ECO-BUSINESS LOAN	10148	O	216,341.37	216,341.37	0.00	0.00	(PY08): JOBS CREATION WILL BE

Year	Project Name	Activity #	Status	Funded	Draw Thru Amount	Draw In Amount	Balance	Accomplishment Narrative
2008	PI-NEIGHBORHOOD INVESTMENT	9856	O	678,971.00	602,620.63	51,846.00	76,350.37	(PY08): Funds were utilized for the following
2008	P/P/O-HOUSING MANAGEMENT	9865	C	686,891.90	686,891.90	0.00	0.00	0
2008	SIDEWALK IMPROVEMENT	10113	C	115,549.11	115,549.11	44,115.67	0.00	(PY08): Project has not been initiated..
2009	After-School Programs-Elementary	10388	C	437,977.00	437,977.00	0.00	0.00	(PY09): 1197 children ages 6-12 were
2009	Child Care Services Program	10453	C	24,999.84	24,999.84	0.00	0.00	(PY09): Registration/Enrollment - Goal 30
2009	Child Care Services Program	10455	C	33,196.50	33,196.50	0.00	0.00	(PY09): Program Participants Served -
2009	City Child Care Services	10355	C	325,000.00	325,000.00	0.00	0.00	(PY09): No. of Clients Served - Goal/150
2009	Summer Youth Program	10387	C	56,131.00	56,131.00	0.00	0.00	(PY09): All CDBG summer staff were
2009	Geriatric Health Services	10398	C	116,759.78	116,759.78	0.00	0.00	(PY03): Seniors assisted - Goal/500.
2009	City Office of Senior Affairs	10361	C	154,884.54	154,884.54	0.00	0.00	(PY09): Dissemination of Information -
2009	Senior Services Program	10457	C	22,826.00	22,826.00	0.00	0.00	(PY09): Information/Assistance Unit -
2009	Temporary Emergency Housing	10386	C	14,295.73	14,295.73	0.00	0.00	(PY09): FAMILIES PROVIDED
2009	Relocation Assistance	10392	O	319,286.60	119,286.60	0.00	200,000.00	(PY09): No homeowners have been
2009	Housing Development Support	10382	C	1,017,322.91	1,017,322.91	0.00	0.00	(PY09):
2009	Mortgage Assistance Program-Minor	10393	C	300,000.00	300,000.00	0.00	0.00	(PY09): No accomplishment reported this
2009	Housing Services Program	10381	O	100,000.00	92,486.48	26,462.16	7,513.52	(PY09): Builders of Hope: A draw request
2009	Residential Development Acquisition	10514	O	701,231.40	701,231.40	0.00	0.00	(PY09): NO EXPENDITURES FOR 2009.
2009	Community Based Development	10532	O	700,000.00	567,597.35	275,518.00	132,402.65	(PY09): EAST DALLAS COMMUNITY
2009	Housing Assistance Support	10380	C	1,817,403.00	1,817,403.00	0.00	0.00	(PY09): SERVICE DELIVERY STAFF
2009	Major Systems Repair Program	9879	C	1,229,500.31	1,229,500.31	20,483.79	0.00	(PY08): FUNDED ACTIVITY FOR THE
2009	Major Systems Repair Program	10365	O	1,498,372.00	1,496,822.00	18,941.68	1,550.00	(PY09): FUNDED THE FOLLOWING
2009	South Dallas/Fair Park- Major Systems	10394	O	100,000.00	86,760.44	62,160.26	13,239.56	(PY09): FUNDED ACTIVITY FOR THE
2009	Dedicated SAFE II Expansion Code	10395	C	55,856.28	55,856.28	0.00	0.00	(PY09): The Nuisance Abatement
2009	Dedicated SAFE II Expansion Code	10378	C	73,129.58	73,129.58	0.00	0.00	0
2009	Dedicated SAFE II Expansion Code	10368	C	104,601.90	104,601.90	0.00	0.00	(PY09): The Nuisance Abatement
2009	Neighborhood Enhancement Program	10370	O	280,000.00	127,836.31	2,642.00	152,163.69	(PY09): Total February expenditures of
2009	Business Loan Program	8111	O	0.00	0.00	0.00	0.00	(PY08): IN OCTOBER 2008 SDDC MOVED
2009	Business Loan Program	9787	C	150,000.00	150,000.00	0.00	0.00	(PY07): Loan funded on 7/28/2008. NO
2009	Business Loan Program	9788	O	156,574.06	156,574.06	0.00	0.00	(PY07): Loan funded on 7/26/2008. Start-up
2009	Business Loan Program	9790	C	137,662.99	137,662.99	0.00	0.00	(PY07): Nelson Masi dba/Kasi Grocery -
2009	Business Loan Program	10319	O	70,000.00	70,000.00	0.00	0.00	(PY08): NO JOBS WERE CREATED IN
2009	Business Loan Program	10685	O	763,406.77	763,406.77	288,389.77	0.00	0
2009	Business Loan Program	10782	C	150,000.00	150,000.00	0.00	0.00	(PY09): Dallas Iron Works has retained 5
2009	Business Loan Program	10853	C	41,011.00	41,011.00	0.00	0.00	(PY09): Loan to Park Place funded in
2009	Business Loan Program	10999	O	270,000.00	270,000.00	0.00	0.00	(PY09): Loan to ADI Engineering, Inc. was
2009	Business Assistance Center Program	10375	X	0.00	0.00	0.00	0.00	(PY11): Funds reprogrammed under
2009	Neighborhood Street Improvement	10371	C	65,000.00	65,000.00	21,526.98	0.00	(PY09): Project in progress, streets,
2009	Neighborhood Investment Program-	10397	O	1,494,154.00	1,123,911.65	147,540.59	370,242.35	(PY09): Provided new sidewalks, curb and 2
2009	Neighborhood Investment Program-	10516	O	210,217.00	112,694.60	44,873.50	97,522.40	(PY09): Expenditure for design work related
2009	Ferguson Park Trail Improvements	10351	C	123,966.28	123,966.28	0.00	0.00	(PY09): The project includes: 1800' fo 6"
2009	Consolidated Plan/Citizen Participation &	10353	C	713,841.00	713,841.00	0.00	0.00	0
2009	Consolidated Plan/Citizen Participation &	10746	O	0.00	0.00	0.00	0.00	0
2009	Housing/Community Services Contract	10377	C	433,278.00	433,278.00	0.00	0.00	0
2009	Housing/Community Services	10354	C	857,440.00	857,440.00	0.00	0.00	0
2009	Economic Development	10350	C	91,389.38	91,389.38	0.00	0.00	0
2009	Reconstruction/S.H.A.R.E	10713	O	1,474,200.00	1,378,119.47	226,469.00	96,080.53	(PY10): FUNDED ACTIVITY FOR THE
2009	Bexar Street Mixed -Used Project	10721	O	475,800.00	257,580.00	0.00	218,220.00	(PY10): ON 4/2/10 A PAYMENT REQUEST
2009	MLK Blvd Business	11000	X	0.00	0.00	0.00	0.00	(PY11): Funds were transferred to activity
2009	Public Improvements - City Facilities	4674	C	138,886.70	138,886.70	0.00	0.00	(PY00): HAVE HIRED CONSULTANT TO

Year	Project Name	Activity #	Status	Funded	Draw Thru Amount	Draw In Amount	Balance	Accomplishment Narrative
2010	Mortgage Assistance Program	10810	C	1,453,763.00	1,453,763.00	0.00	0.00	(PY10): MAY 2010: 25 DIRECT DELIVERY
2010	Mortgage Assistance Program	11023	C	1,585,707.00	1,585,707.00	415,824.24	0.00	(PY10): PROVIDED MORTGAGE
2010	Neighborhood Investment Program	10811	O	1,000,000.00	739,661.82	26,897.53	260,338.18	(PY10): 2010 - Expenditures for Park
2010	Neighborhood Investment Program	11022	X	0.00	0.00	0.00	0.00	(PY10): 2010 - No expenditures made for
2010	Neighborhood Investment Program	11147	X	0.00	0.00	0.00	0.00	(PY10): 2010 - No expenditures made for
2010	Neighborhood Investment Program	11284	O	264,924.00	816.00	816.00	264,108.00	(PY11): There were no expenditures for
2010	Neighborhood Investment Program	11285	O	1,500,000.00	0.00	0.00	1,500,000.00	(PY11): There were no expenditures for
2010	Neighborhood Investment Program	11286	O	1,500,000.00	66,768.09	66,768.09	1,433,231.91	(PY11): There were no expenditures for
2010	Neighborhood Investment Program	11287	O	219,511.00	0.00	0.00	219,511.00	(PY11): There were no expenditures for
2010	African American Museum Youth	10882	C	46,000.00	46,000.00	0.00	0.00	(PY10): All goals were met by the end of
2010	After-School Programs-Elem Schools	10962	C	458,940.00	458,940.00	28,150.41	0.00	(PY10): Registration as of March 2011 was
2010	After-School/Summer Outreach Program-	10963	C	83,852.00	83,852.00	5,878.84	0.00	(PY10): Registration as of March 2011 was
2010	Child Care Services Program	10884	C	37,500.00	37,500.00	0.00	0.00	(PY10): Teens served / Proposed 75
2010	Child Care Services Program	10887	X	0.00	0.00	0.00	0.00	(PY10): No. of program participants served /
2010	Child Care Services Program	10888	X	0.00	0.00	0.00	0.00	(PY10): Children provided comprehensive
2010	Child Care Services Program	11024	C	40,865.00	40,865.00	0.00	0.00	(PY10): UNDUPLICATED CHILDREN
2010	Child Care Services Program	11077	C	24,999.97	24,999.97	0.00	0.00	(PY10): REGISTRATION/ENROLLMENT /
2010	Child Care Services Program	11149	C	45,150.00	45,150.00	0.00	0.00	(PY10): No. of program participants served /
2010	City Child Care Services	10889	O	326,514.00	326,514.00	11,174.36	0.00	(PY10): Children served / 82. (PY11):
2010	Arts Education Program	10890	C	21,000.00	21,000.00	0.00	0.00	(PY10): All goals were met. This theater
2010	Summer Youth Program	10891	C	56,142.00	56,142.00	3,280.04	0.00	(PY10): 155 youth ages 6-12 were served
2010	Adolescent Substance Abuse-Inpatient	10892	C	64,680.00	64,680.00	0.00	0.00	(PY10): Youth served intake / Proposed 10
2010	Geriatric Health Services	10984	O	129,677.00	118,027.62	75,757.88	11,649.38	(PY10): Seniors assisted - Goal/500
2010	City Crisis Assistance	10893	C	241,977.63	241,977.63	1,355.16	0.00	(PY10): YTD- unduplicate number of people
2010	City Office of Senior Affairs	10894	C	159,584.96	159,584.96	3,633.79	0.00	(PY10): Dissemination of Information and
2010	Senior Services Program	10895	C	21,001.00	21,001.00	0.00	0.00	(PY10): Seniors provided case
2010	Senior Services Program	10896	C	40,332.99	40,332.99	0.00	0.00	(PY10): Unduplicated Seniors served /
2010	Senior Services Program	10897	C	21,216.00	21,216.00	0.00	0.00	(PY10): Seniors Provided Services through
2010	Teen Violence-Victim Outreach	10898	C	31,000.00	31,000.00	0.00	0.00	(PY10): INTAKE AND ASSESSMENTS /
2010	Offender Re-entry Program (HOU)	10899	O	130,054.00	130,041.15	58,359.81	12.85	(PY10): NO OF UNDUPLICATED CLIENTS
2010	Parenting and Early Childhood	10944	C	25,000.00	25,000.00	0.00	0.00	(PY10): Unduplicated Parents Provided
2010	South Dallas/Fair Park Community Court	10945	C	277,740.00	277,740.00	609.96	0.00	(PY10): In FY10-11, our Community Court
2010	South Oak Cliff Community Court	10946	C	49,960.52	49,960.52	2,304.40	0.00	(PY10): In FY2010-2011, our Community
2010	West Dallas Community Court	10947	C	153,764.17	153,764.17	235.58	0.00	(PY10): In FY2010-2011, our Community
2010	Literacy Program	10948	X	0.00	0.00	0.00	0.00	(PY10): No contract awarded. Existing city
2010	Youth Entrepreneurial After-School	10949	C	12,600.00	12,600.00	0.00	0.00	(PY10): A seven week Minor Leaders
2010	Training and Employment for Adults with	10950	C	30,000.00	30,000.00	0.00	0.00	(PY10): No of persons served/151
2010	Women's Outreach Program	10951	C	26,116.56	26,116.56	0.00	0.00	(PY10): Therapeutic Treatment # of Day os
2010	Relocation Assistance	10952	C	43,778.67	43,778.67	834.69	0.00	(PY10): Five homeowners, one tenant and
2010	Housing Development Support	10953	O	1,058,540.00	1,058,540.00	98,458.99	0.00	(PY10):
2010	Residential Development Acquisition	10954	O	478,509.00	0.00	0.00	478,509.00	(PY11): CITY PURCHASED 3015 GRAND
2010	Community Based Development	10955	O	500,000.00	0.00	0.00	500,000.00	(PY10): NO expenditures to report. (PY11):
2010	Housing Assistance Support	10956	O	1,720,412.00	1,718,481.83	63,365.45	1,930.17	(PY10):
2010	Major Systems Repair Program	10957	O	1,501,500.00	1,468,824.80	394,309.59	32,675.20	(PY10): FUNDED ACTIVITY FOR THE
2010	South Dallas/Fair Park- Major Systems	10958	O	100,000.00	10,400.99	10,400.99	89,599.01	(PY10): FY 2010 NO ACCOMPLISHMENT
2010	Minor Plumbing Repair/Replacement	10959	C	50,000.00	50,000.00	0.00	0.00	(PY10): 79 homeowners have received
2010	People Helping People-Volunteer Home	10050	C	518,880.00	518,880.00	0.00	0.00	(PY09): Provided Minor Exterior services at
2010	People Helping People-Volunteer Home	10960	O	1,242,127.00	972,205.26	273,783.08	269,921.74	(PY10): 2010-11 Salaries. Reference IDIS
2010	Dedicated SAFE II Expansion Code	10961	C	40,000.00	40,000.00	0.00	0.00	(PY10): See activity #10965.. (PY11): no

Year	Project Name	Activity #	Status	Funded	Draw Thru Amount	Draw In Amount	Balance	Accomplishment Narrative
2010	Dedicated SAFE II Expansion Code	10964	C	79,243.94	79,243.94	0.00	0.00	(PY10): see activity number 10965..
2010	Dedicated SAFE II Expansion Code	10965	C	90,417.40	90,417.40	2,467.58	0.00	(PY10): Preliminary Cases 44; Open Cases
2010	Neighborhood Investment Program/Code	10966	C	393,304.70	393,304.70	11,051.48	0.00	(PY10): Total NIP Inspector Enhancement
2010	Community Prosecutor Program (CCS)	10967	C	254,645.46	254,645.46	1,739.63	0.00	(PY10): Oct.- 24 inspections, heavy mow 2
2010	Business Loan Program	9922	O	162,025.00	162,025.00	0.00	0.00	(PY08): 1 full-time job was created in
2010	Business Loan Program	11033	C	225,000.00	225,000.00	0.00	0.00	(PY10): Modern Senior Living, LLC.has
2010	Business Loan Program	11181	O	25,000.00	25,000.00	0.00	0.00	(PY10): Al-Rousan and Wared Corp loan in
2010	Business Loan Program	11182	C	25,000.00	25,000.00	0.00	0.00	(PY10): No jobs created in this program
2010	Business Assistance Center Program	10991	O	80,000.00	68,836.03	9,712.31	11,163.97	(PY10): Estimated # of Existing Businesses
2010	Business Assistance Center Program	10992	O	80,000.00	80,000.00	5,843.93	0.00	(PY10): Estimated number of Unduplicated
2010	Business Assistance Center Program	10993	O	80,000.00	67,571.64	11,331.20	12,428.36	(PY10): Estimated # of Existing Businesses
2010	Business Assistance Center Program	10994	O	80,000.00	68,961.66	13,343.72	11,038.34	(PY10): Estimated # of Existing Businesses
2010	Business Assistance Center Program	10995	C	80,000.00	80,000.00	0.00	0.00	(PY10): Estimated # of Existing Businesses
2010	Business Assistance Center Program	10996	C	80,000.00	80,000.00	0.00	0.00	(PY10): Estimated # of existing businesses
2010	Business Assistance Center Program	10997	C	80,000.00	80,000.00	9,724.94	0.00	(PY10): Estimated # of Existing Businesses
2010	Business Assistance Center Program	10998	O	80,000.00	79,631.28	35,758.25	368.72	(PY10): BAC # 8
2010	Neighborhood Street Improvement	10969	O	50,000.00	34,914.20	34,914.20	15,085.80	(PY10): Will begin improvements next
2010	Neighborhood Enhancement Program	10970	C	34,736.51	34,736.51	0.00	0.00	(PY10): 2010 - Expenditures for the
2010	Neighborhood Enhancement Program	11288	O	25,000.00	19,723.66	19,723.66	5,276.34	(PY11): Oct-Jan - Expenditure of
2010	Neighborhood Enhancement Program	11289	O	44,219.74	29,138.80	29,138.80	15,080.94	(PY11): Oct-Jan - Expenditures for the
2010	Neighborhood Enhancement Program	11290	O	15,967.00	0.00	0.00	15,967.00	(PY11): There were no expenditures for
2010	Neighborhood Enhancement Program	11291	O	15,966.00	0.00	0.00	15,966.00	(PY11): There were no expenditures for
2010	Neighborhood Enhancement Program	11292	O	14,110.75	0.00	0.00	14,110.75	(PY11): There were no expenditures for
2010	Fair Housing Enforcement	10971	C	497,174.68	497,174.68	3,383.07	0.00	0
2010	Consolidated Plan Oversight, Citizen	10972	C	632,471.01	632,471.01	50,005.20	0.00	0
2010	Grant Compliance	10973	C	597,748.98	597,748.98	1,922.72	0.00	0
2010	Housing/Community Services Contract	10974	C	733,087.74	733,087.74	46,887.67	0.00	0
2010	Housing/Community Services	10975	C	815,542.39	815,542.39	8,657.67	0.00	0
2010	Relocation Mangement	10976	C	56,240.94	56,240.94	0.00	0.00	0
2010	Economic Development Program	10977	C	161,465.83	161,465.83	10,071.96	0.00	0
2010	Park and Recreation Program Oversight	10978	C	70,698.00	70,698.00	2,580.81	0.00	0
2010	Reconstruction/SHARE	9267	C	1,102,661.00	1,102,661.00	0.00	0.00	(PY06): NO EXPENDITURES MADE
2010	Business Incentive Program	11244	O	180,813.00	18,000.00	18,000.00	162,813.00	(PY11): \$18,000 expenditure for 9 months
2011	After-School/Summer Outreach Program-	11188	O	459,341.00	450,058.96	450,058.96	9,282.04	(PY11): Funds have been spent on supplies
2011	After-School/Summer Outreach Program-	11189	O	157,539.00	152,574.80	152,574.80	4,964.20	(PY11): Funds expend this program year-
2011	Child Care Services Program	11190	O	37,500.00	33,631.05	33,631.05	3,868.95	(PY11): Afterschool Participants Served -
2011	Child Care Services Program	11191	O	27,650.00	24,315.90	24,315.90	3,334.10	(PY11): Registration/Enrollment /
2011	Child Care Services Program	11194	O	41,000.00	41,000.00	41,000.00	0.00	(PY11): Children provided childcare
2011	Child Care Services Program	11195	C	43,850.00	43,850.00	43,850.00	0.00	(PY11): Children provided child care
2011	Child Care Services Program	11196	O	50,000.00	50,000.00	50,000.00	0.00	(PY11): Participant Served /
2011	Child Care Services Program	11569	O	20,071.00	17,991.87	17,991.87	2,079.13	0
2011	City Child Care Services	11197	O	276,514.00	273,995.35	273,995.35	2,518.65	(PY11): No. of Clients Served - Goal/95
2011	Arts Education Program	11198	C	21,000.00	21,000.00	21,000.00	0.00	(PY11): The components of this theatre
2011	Clinical Dental Care Program	11199	C	100,000.00	100,000.00	100,000.00	0.00	(PY11): Patients Unduplicated - Goal/350
2011	City Crisis Assistance	11200	O	230,000.00	193,939.16	193,939.16	36,060.84	(PY11): Funds are expended for 3 program
2011	City Office of Senior Affairs	11201	O	160,000.00	156,943.57	156,943.57	3,056.43	(PY11): Unduplicated Seniors Intakes -
2011	Senior Services Program	11202	O	40,333.00	40,333.00	40,333.00	0.00	(PY11): Unduplicated Senior Intakes -
2011	Senior Services Program	11203	O	21,216.00	18,628.82	18,628.82	2,587.18	(PY11): Seniors provided services through
2011	Senior Services Program	11204	O	23,451.00	18,774.42	18,774.42	4,676.58	(PY11): Unduplicated Senior Intakes -

Year	Project Name	Activity #	Status	Funded	Draw Thru Amount	Draw In Amount	Balance	Accomplishment Narrative
2011	Offender Re-Entry Program (HOU)	11205	O	110,000.00	98,511.39	98,511.39	11,488.61	(PY11): No. of unduplicated clients assisted
2011	South Dallas/Fair Park Community Court	11206	O	294,653.00	293,524.56	293,524.56	1,128.44	(PY11): The South Dallas Community Court
2011	South Oak Cliff Community Court	11207	O	280,443.00	266,915.51	266,915.51	13,527.49	(PY11): Heard cases on 49 Monday's. In
2011	Training and Employment for Adults with	11208	O	25,000.00	25,000.00	25,000.00	0.00	(PY11): No of persons served - Goal/40
2011	Housing Development Support	11209	O	1,058,540.00	930,804.61	930,804.61	127,735.39	(PY11):
2011	Mortgage Assistance Program	11210	C	1,342,473.00	1,342,473.00	1,342,473.00	0.00	(PY11): PROVIDED MORTGAGE
2011	Mortgage Assistance Program	11430	O	1,000,000.00	711,157.30	711,157.30	288,842.70	(PY11): FUNDED THE FOLLOWING IN FY
2011	Mortgage Assistance Program	11497	O	535,137.00	0.00	0.00	535,137.00	0
2011	Housing Services Program	11211	O	2,363.26	0.00	0.00	2,363.26	0
2011	Housing Services Program	11565	O	12,000.00	6,592.20	6,592.20	5,407.80	0
2011	Residential Development Acquisition	11225	O	228,509.00	0.00	0.00	228,509.00	0
2011	Residential Development Acquisition	11498	O	500,000.00	0.00	0.00	500,000.00	0
2011	Residential Development Acquisition	11638	O	439,464.00	439,464.00	439,464.00	0.00	(PY11): The property at 3015 Grand was
2011	Community Based Development	11226	O	300,000.00	0.00	0.00	300,000.00	(PY11): No activities to report.
2011	Community Based Development	11564	O	200,000.00	39,922.01	39,922.01	160,077.99	(PY11): Provide a forgivable loan in the
2011	Housing Assistance Support	11227	O	1,721,943.00	1,703,961.39	1,703,961.39	17,981.61	(PY11):
2011	Major Systems Repair Program	11228	O	2,104,848.00	1,295,750.35	1,295,750.35	809,097.65	(PY11): FUNDED ACTIVITY FOR THE
2011	Major Systems Repair Program	11496	O	300,000.00	0.00	0.00	300,000.00	0
2011	South Dallas/Fair Park Major Systems	11229	O	50,000.00	0.00	0.00	50,000.00	(PY11): No accomplishemnts to report
2011	Minor Plumbing Repair/Replacement	11230	C	50,000.00	50,000.00	50,000.00	0.00	(PY11): Assisted one homeowner, will
2011	People Helping People-Volunteer Home	10367	C	581,800.48	581,800.48	9,785.86	0.00	(PY09): Provided minor exterior repair
2011	People Helping People-Volunteer Home	11231	O	1,242,127.00	771,333.70	771,333.70	470,793.30	(PY11): 2011-12 Salarais for 10 FTE's;
2011	Dedicated SAFE II Expansion Code	11232	C	96,000.00	96,000.00	96,000.00	0.00	(PY11): Complete Accomplishment
2011	Dedicated SAFE II Expansion Code	11233	C	70,538.00	70,538.00	70,538.00	0.00	(PY11): Complete Accomplishment
2011	Dedicated SAFE II Expansion Code	11234	O	74,657.00	65,050.59	65,050.59	9,606.41	(PY11): The Nuisance Abatement
2011	Neighborhood Investment Program -	11235	O	484,518.00	476,873.49	476,873.49	7,644.51	(PY11): There were 6,432 code
2011	Business Loan Program	10118	O	209,876.80	209,876.80	0.00	0.00	(PY08): NO JOBS WERE CREATED IN
2011	Business Loan Program	10852	O	35,000.00	35,000.00	0.00	0.00	(PY09): The business plans to create 1 full-
2011	Business Loan Program	11359	O	35,000.00	35,000.00	35,000.00	0.00	(PY11): Business is expected to create 1
2011	Business Loan Program	11456	C	105,000.00	105,000.00	105,000.00	0.00	(PY11): Business opened in the Fall of
2011	Business Loan Program	11562	O	25,000.00	25,000.00	25,000.00	0.00	0
2011	Business Assistance Center Program	11236	O	80,000.00	43,192.30	43,192.30	36,807.70	(PY11): Estimate # of existing businesses
2011	Business Assistance Center Program	11237	O	80,000.00	66,748.91	66,748.91	13,251.09	(PY11): Estimated # of Existing Businesses
2011	Business Assistance Center Program	11238	O	80,000.00	61,181.93	61,181.93	18,818.07	(PY11): Estimate # of existing businesses
2011	Business Assistance Center Program	11239	O	80,000.00	50,424.43	50,424.43	29,575.57	(PY11): Estimate # of existing businesses
2011	Business Assistance Center Program	11240	O	80,000.00	71,228.56	71,228.56	8,771.44	(PY11): Estimated # of Existing Businesses
2011	Business Assistance Center Program	11241	O	80,000.00	66,407.44	66,407.44	13,592.56	(PY11): Estimated # of Existing Businesses
2011	Business Assistance Center Program	11242	O	80,000.00	50,362.35	50,362.35	29,637.65	(PY11): Program Year Oct 1, 2011 , Sept
2011	Business Assistance Center Program	11243	O	80,000.00	28,387.04	28,387.04	51,612.96	(PY11): Program Year Oct 1, 2011 , Sept
2011	Neighborhood Enhancement Program	11245	X	0.00	0.00	0.00	0.00	(PY11): Funds tranfered to activities #11296
2011	Neighborhood Enhancement Program	11295	X	0.00	0.00	0.00	0.00	0
2011	Neighborhood Enhancement Program	11296	O	25,000.00	9,845.00	9,845.00	15,155.00	(PY11): Oct-Jan - Expenditures of
2011	Neighborhood Enhancement Program	11375	C	25,000.00	25,000.00	25,000.00	0.00	(PY11): No expenditures were made from
2011	Neighborhood Investment Program	11246	X	0.00	0.00	0.00	0.00	(PY11): Funds tranfered to activities #
2011	Neighborhood Investment Program	11293	O	334,216.00	0.00	0.00	334,216.00	(PY11): There were no expenditures for
2011	Neighborhood Investment Program	11294	O	200,000.00	0.00	0.00	200,000.00	(PY11): There were no expenditures Oct. -
2011	Public Improvement for Non-Profits	11247	O	85,000.00	0.00	0.00	85,000.00	(PY11): NO EXPENDITURES TO REPORT
2011	Fair Housing Enforcement	11248	O	375,784.00	370,291.70	370,291.70	5,492.30	0
2011	Consolidated Plan Oversight, Citizen	11249	O	806,437.00	680,078.47	680,078.47	126,358.53	0

Year	Project Name	Activity #	Status	Funded	Draw Thru Amount	Draw In Amount	Balance	Accomplishment Narrative
2011	Grant Compliance Monitoring	11250	O	412,931.00	210,613.61	210,613.61	202,317.39	0
2011	Housing/Community Services-Contract	11251	O	554,971.00	460,396.99	460,396.99	94,574.01	0
2011	Housing/Community Services	11252	O	785,099.00	775,477.76	775,477.76	9,621.24	0
2011	Economic Development Program	11253	O	283,986.00	188,890.20	188,890.20	95,095.80	0
2011	Parks & Recreation Program Oversight	11254	O	81,897.00	79,066.76	79,066.76	2,830.24	0
2011	West Dallas Community Court	11255	O	80,000.00	78,535.25	78,535.25	1,464.75	(PY11): The West Dallas Community Court
2011	West Dallas Community Court	11431	O	150,000.00	111,062.02	111,062.02	38,937.98	(PY11): Accomplishments are being
2011	South Dallas Fair Park Area Business	11436	O	92,521.91	0.00	0.00	92,521.91	0

233,930,953.82 220,967,929.66 18,193,048.21 12,963,024.16

**FY 2011-12
SUPPLEMENTAL REPORT**

This page intentionally left blank.

**CITY OF DALLAS
PROGRAM YEAR 2011
SUPPLEMENT REPORT TO THE FY 2011-12 CAPER: SINGLE PROJECTS WITH MULTIPLE ACTIVITIES**

PGM Year:	2009	Current IDIS Project Title:	0028-Community Based Development Organization (CBDO)	Current IDIS Activity Number:	10532
Current IDIS Activity Title:		Community Based Development Organization (CBDO)			
Matrix Code:	Construction of Housing (12)		National Objective:	LMH	
Objective Category:	Provided decent affordable housing		Outcome Category:	Availability/Accessibility	
Funded Amount:	\$700,000	Drawn Thru Program Year:	407,347	Drawn in Program Year::	2011 \$258,000
Proposed Accomplishment:	Housing Units: 10		Total Population in Service Area:	NA	
Eligible Census Tracts:	N/A		Census Tract Percent Low /Mod:	N/A	

New Activity Title: CBDO- East Dallas Community Builder

New Activity Description:

The activity provides loans and grants to certified CBDOs for construction of new housing in targeted neighborhood revitalization areas (i.e. NIP) for low income households at 80 or below AMFI.

Objective Category:	Provide decent affordable housing	Outcome Category:	Availability/Accessibility	
Location/Target Area(s):	Address	ZIP	Phone	Contract Amount
East Dallas Community Builders	4210 Junius St.	75246	214-515-9779	\$700,000

Actual Accomplishment Narrative:

In FY 2011-12, constructed 4 of the 10 units at 5406, 5408, 5410 & 5412 Bexar. Two of the 4 units were sold, 5406 & 5408 Bexar. Pending sales for 5410 & 5412 Bexar to close by December 2012. Additionally, of the units built in 2010-11, the last 2 units were sold in FY 2011-12, 5326 & 5328 Bexar.

Number Assisted:	Owner		Renter		Total		Person	
	Total	Hispanic	Total	Hispanic	Total	Hispanic	Total	Hispanic
White:	2	1						
Black/African American:	2							
American Indian/Alaskan Native:								
Native Hawaiian/Other Pacific Islander:								
American Indian/Alaskan Native & White:								
Asian White:								

**CITY OF DALLAS
PROGRAM YEAR 2011
SUPPLEMENT REPORT TO THE FY 2011-12 CAPER: SINGLE PROJECTS WITH MULTIPLE ACTIVITIES**

Black/African American/White:								
American Indian/Alaskan Native & Black/African American:								
Other multi-racial:								
Asian/Pacific Islander:								

	4							
--	----------	--	--	--	--	--	--	--

Female-headed Households:	1							
----------------------------------	---	--	--	--	--	--	--	--

Income Category:	Owner	Renter	Total	Persons
Extremely Low				
Low Mod				
Moderate	4			
Non Low Moderate				
Total:	4			
Percent Low/Mod:				

Accomplishment Reported for Eligible Census:

Objective Number	Project ID
DH-1	0028
HUD Matrix Code	CDBG Citation
12	570.201(m)
Type of Recipient	National Objective
Buyers	570.2089(a)(3)LMH
Start Date	Completion Date
07/20/2010	07/15/2013
Accomplishment Type	Proposed Annual Units
Housing Units	10
Local ID	Units Upon Completion
N/A	10
Total Population in Service Area	Census tract Percent Low/Mod

Funding Information/ Accomplishments		
CDBG Funded Amount	\$	\$700,000
Amount Drawn in Program Year	\$	\$258,000
Eligible Census Tracts		
Actual Accomplishments		4

**CITY OF DALLAS
PROGRAM YEAR 2011
SUPPLEMENT REPORT TO THE FY 2011-12 CAPER: SINGLE PROJECTS WITH MULTIPLE ACTIVITIES**

PGM Year:	2009	Current IDIS Project Title:	0028-Community Based Development Organization (CBDO)	Current IDIS Activity Number:	10532
Current IDIS Activity Title:		Community Based Development Organization (CBDO)			
Matrix Code:	Construction of Housing (12)		National Objective:	LMH	
Objective Category:	Provided decent affordable housing		Outcome Category:	Availability/Accessibility	
Funded Amount:	\$700,000	Drawn Thru Program Year:	407,347	Drawn in Program Year::	2011
				\$258,000	
Proposed Accomplishment:		Housing Units: 10		Total Population in Service Area:	NA
Eligible Census Tracts:	N/A		Census Tract Percent Low /Mod:	N/A	

New Activity Title: CBDO- East Dallas Community Builder

New Activity Description:

The activity provides loans and grants to certified CBDOs for construction of new housing in targeted neighborhood revitalization areas (i.e. NIP) for low income households at 80 or below AMFI.

Objective Category:	Provide decent affordable housing	Outcome Category:	Availability/Accessibility		
Location/Target Area(s):	Address	ZIP	Phone	Contract Amount	
East Dallas Community Builders	4210 Junius St.	75246	214-515-9779	\$700,000	

Actual Accomplishment Narrative:

In FY 2011-12, constructed 4 of the 10 units at 5406, 5408, 5410 & 5412 Bexar. Two of the 4 units were sold, 5406 & 5408 Bexar. Pending sales for 5410 & 5412 Bexar to close by December 2012. Additionally, of the units built in FY 2010-11, the last 2 units were sold in FY 2011-12, 5326 & 5328 Bexar.

Number Assisted:	Owner		Renter		Total		Person	
	Total	Hispanic	Total	Hispanic	Total	Hispanic	Total	Hispanic
White:	2	1						
Black/African American:	2							
American Indian/Alaskan Native:								
Native Hawaiian/Other Pacific Islander:								
American Indian/Alaskan Native & White:								

**CITY OF DALLAS
PROGRAM YEAR 2011
SUPPLEMENT REPORT TO THE FY 2011-12 CAPER: SINGLE PROJECTS WITH MULTIPLE ACTIVITIES**

Asian White:								
Black/African American/White:								
American Indian/Alaskan Native & Black/African American:								
Other multi-racial:								
Asian/Pacific Islander:								

	4							
--	----------	--	--	--	--	--	--	--

Female-headed Households:	1							
----------------------------------	----------	--	--	--	--	--	--	--

Income Category:	Owner	Renter	Total	Persons
Extremely Low				
Low Mod				
Moderate	4			
Non Low Moderate				
Total:	4			
Percent Low/Mod:				

Accomplishment Reported for Eligible Census:

Objective Number	Project ID
DH-1	0028
HUD Matrix Code	CDBG Citation
12	570.201(m)
Type of Recipient	National Objective
Buyers	570.2089(a)(3)LMH
Start Date	Completion Date
07/20/2010	07/15/2013
Accomplishment Type	Proposed Annual Units
Housing Units	10
Local ID	Units Upon Completion
N/A	10
Total Population in Service Area	Census tract Percent Low/Mod

Funding Information/ Accomplishments		
CDBG Funded Amount	\$	\$700,000
Amount Drawn in Program Year	\$	\$258,000
Eligible Census Tracts		
Actual Accomplishments		4

**CITY OF DALLAS
PROGRAM YEAR 2011
SUPPLEMENT REPORT TO THE FY 2011-12 CAPER: SINGLE PROJECTS WITH MULTIPLE ACTIVITIES**

PGM Year:	2009	Current IDIS Project Title:	0026-Housing Services Program	Current IDIS Activity Number:	10381
Current IDIS Activity Title:		Housing Services Program			
Matrix Code:	General Homeownership Assistance (13)		National Objective:	LMH	
Objective Category:	Provided decent affordable housing		Outcome Category:	Availability/Accessibility	
Funded Amount:	\$100,000	Drawn Thru Program Year:	\$88,772.90	Drawn in Program Year::	2011
				\$2,618.56	
Proposed Accomplishment:	Households (General): 33		Total Population in Service Area:	NA	
Eligible Census Tracts:	N/A		Census Tract Percent Low /Mod:	N/A	

New Activity Title: Housing Services – Southfair CDC

New Activity Description:

The activity provides grants to Southfair CDC to support salary and direct delivery for HOME funded activities, including housing counseling, loan processing, and other eligible services to potential homebuyers participating or seeking to participate in HOME funded projects.

Objective Category:	Provide decent affordable housing	Outcome Category:	Availability/Accessibility		
Location/Target Area(s):	Address	ZIP	Phone	Contract Amount	
Southfair CDC	2610 MLK Blvd	75215	214-421-1363	\$16,000.00	

Actual Accomplishment Narrative:

Housing counseling, eligibility processing and follow up was provided to (45) potential homebuyers for Southfair CDC; Fair Park Estates Project and Park Row Estates, Six (6) applicants were approved for mortgage loans.

Number Assisted:	Owner		Renter		Total		Person	
	Total	Hispanic	Total	Hispanic	Total	Hispanic	Total	Hispanic
White:	1	1						
Black/African American:	5							
American Indian/Alaskan Native:								
Native Hawaiian/Other Pacific Islander:								
American Indian/Alaskan Native & White:								
Asian White:								
Black/African American/White:								
American Indian/Alaskan Native &								

**CITY OF DALLAS
PROGRAM YEAR 2011
SUPPLEMENT REPORT TO THE FY 2011-12 CAPER: SINGLE PROJECTS WITH MULTIPLE ACTIVITIES**

Black/African American:								
Other multi-racial:								
Asian/Pacific Islander:								
Hispanic:								
Total:	6							

Female-headed Households:	2							
----------------------------------	---	--	--	--	--	--	--	--

Income Category:	Owner	Renter	Total	Persons
Extremely Low	1			
Low Mod	3			
Moderate	3			
Non Low Moderate				
Total:	6			
Percent Low/Mod:				

Accomplishment Reported for Eligible Census:

Objective Number	Project ID
DH-1	0026
HUD Matrix Code	CDBG Citation
14H	570.201(k)
Type of Recipient	National Objective
Homebuyers	570.208(3)(c)(iii)LMH
Start Date	Completion Date
January 1, 2012	December 31, 2012
Accomplishment Type	Proposed Annual Units
People	33
Local ID	Units Upon Completion
N/A	N/A
Total Population in Service Area	Census tract Percent Low/Mod

Funding Information/ Accomplishments		
CDBG Funded Amount	\$	16,000
Amount Drawn in Program Year	\$	2,618.56
Eligible Census Tracts		
Actual Accomplishments		6

**CITY OF DALLAS
PROGRAM YEAR 2011
SUPPLEMENT REPORT TO THE FY 2011-12 CAPER: SINGLE PROJECTS WITH MULTIPLE ACTIVITIES**

PGM Year:	2009	Current IDIS Project Title:	0026-Housing Services Program	Current IDIS Activity Number:	10381
Current IDIS Activity Title:		Housing Services Program			
Matrix Code:	General Homeownership Assistance (13)		National Objective:	LMH	
Objective Category:	Provided decent affordable housing		Outcome Category:	Availability/Accessibility	
Funded Amount:	\$100,000	Drawn Thru Program Year:	\$88,772.90	Drawn in Program Year::	2011
				\$9,966.36	
Proposed Accomplishment:		Households (General): 33	Total Population in Service Area:		NA
Eligible Census Tracts:	N/A	Census Tract Percent Low /Mod:		N/A	

New Activity Title: Housing Services – South Dallas / Fair Park ICDC

New Activity Description:

The activity provides grants to South Dallas / Fair Park ICDC to support salary and direct delivery for HOME funded activities, including housing counseling, loan processing, and other eligible services to potential homebuyers participating or seeking to participate in HOME funded projects.

Objective Category:	Provide decent affordable housing	Outcome Category:	Availability/Accessibility		
Location/Target Area(s):	Address	ZIP	Phone	Contract Amount	
South Dallas / Fair park ICDC	4907 Spring Avenue.	75210	214-915-9900	\$20,000.00	

Actual Accomplishment Narrative:

Four (4) clients received mortgage loans

Number Assisted:	Owner		Renter		Total		Person	
	Total	Hispanic	Total	Hispanic	Total	Hispanic	Total	Hispanic
White:								
Black/African American:	4							
American Indian/Alaskan Native:								
Native Hawaiian/Other Pacific Islander:								
American Indian/Alaskan Native & White:								
Asian White:								
Black/African American/White:								

**CITY OF DALLAS
PROGRAM YEAR 2011
SUPPLEMENT REPORT TO THE FY 2011-12 CAPER: SINGLE PROJECTS WITH MULTIPLE ACTIVITIES**

American Indian/Alaskan Native & Black/African American:									
Other multi-racial:									
Asian/Pacific Islander:									
Hispanic:									
Total:	4								
Female-headed Households:	0								

<i>Income Category:</i>	Owner	Renter	Total	Persons
Extremely Low				
Low Mod	4			
Moderate				
Non Low Moderate				
Total:	4			
<i>Percent Low/Mod:</i>				

Accomplishment Reported for Eligible Census:

Objective Number	Project ID
DH-1	0026
HUD Matrix Code	CDBG Citation
14H	570.201(k)
Type of Recipient	National Objective
Homebuyers	570.208(3)(c)(iii)LMH
Start Date	Completion Date
January 1, 2012	December 31, 2012
Accomplishment Type	Proposed Annual Units
People	33
Local ID	Units Upon Completion
N/A	N/A
Total Population in Service Area	Census tract Percent Low/Mod

Funding Information/ Accomplishments		
CDBG Funded Amount	\$	20,000
Amount Drawn in Program Year	\$	9,966.36
Eligible Census Tracts		
Actual Accomplishments		4

**CITY OF DALLAS
PROGRAM YEAR 2011
SUPPLEMENT REPORT TO THE FY 2011-12 CAPER: SINGLE PROJECTS WITH MULTIPLE ACTIVITIES**

PGM Year:	2009	Current IDIS Project Title:	0026-Housing Services Program	Current IDIS Activity Number:	10381
Current IDIS Activity Title:		Housing Services Program			
Matrix Code:	General Homeownership Assistance (13)		National Objective:	LMH	
Objective Category:	Provided decent affordable housing		Outcome Category:	Availability/Accessibility	
Funded Amount:	\$100,000	Drawn Thru Program Year:	\$88,772.90	Drawn in Program Year::	2011
				\$10,163.66	
Proposed Accomplishment:		Households (General): 33	Total Population in Service Area:		NA
Eligible Census Tracts:	N/A	Census Tract Percent Low /Mod:	N/A		

New Activity Title: Housing Services – Builders of Hope CDC

New Activity Description:

The activity provides grants to Builders of Hope CDC to support salary and direct delivery for HOME funded activities, including housing counseling, loan processing, and other eligible services to potential homebuyers participating or seeking to participate in HOME funded projects.

Objective Category:	Provide decent affordable housing	Outcome Category:	Availability/Accessibility		
Location/Target Area(s):	Address	ZIP	Phone	Contract Amount	
Builders of Hope CDC	333 N. Stemmons Fwy.	75207	214-920-9850	\$15,000.00	

Actual Accomplishment Narrative:

Housing counseling, eligibility processing and follow up was provided to (50) potential homebuyers for Builders of Hope; West Dallas Scattered Sites Project, Ten Land Bank Lots Project, Saragosa Project, Prairie Creek Project and Topletz Projects, Fourteen (14) applicants were approved for mortgage loans.

Number Assisted:	Owner		Renter		Total		Person	
	Total	Hispanic	Total	Hispanic	Total	Hispanic	Total	Hispanic
White:	4	4						
Black/African American:	10							
American Indian/Alaskan Native:								
Native Hawaiian/Other Pacific Islander:								
American Indian/Alaskan Native & White:								
Asian White:								
Black/African American/White:								

**CITY OF DALLAS
PROGRAM YEAR 2011
SUPPLEMENT REPORT TO THE FY 2011-12 CAPER: SINGLE PROJECTS WITH MULTIPLE ACTIVITIES**

American Indian/Alaskan Native & Black/African American:								
Other multi-racial:								
Asian/Pacific Islander:								
Hispanic:								
Total:	14	4						
Female-headed Households:	2							

<i>Income Category:</i>	Owner	Renter	Total	Persons
Extremely Low	2			
Low Mod	7			
Moderate	5			
Non Low Moderate				
Total:	14			
<i>Percent Low/Mod:</i>				

Accomplishment Reported for Eligible Census:

Objective Number	Project ID
DH-1	0026
HUD Matrix Code	CDBG Citation
14H	570.201(k)
Type of Recipient	National Objective
Homebuyers	570.208(3)(c)(iii)LMH
Start Date	Completion Date
January 1, 2012	December, 31, 2012
Accomplishment Type	Proposed Annual Units
People	33
Local ID	Units Upon Completion
N/A	N/A
Total Population in Service Area	Census tract Percent Low/Mod

Funding Information/ Accomplishments		
CDBG Funded Amount	\$	\$15,000
Amount Drawn in Program Year	\$	10,163.66
Eligible Census Tracts		
Actual Accomplishments		14

**CITY OF DALLAS
PROGRAM YEAR 2011
SUPPLEMENT REPORT TO THE FY 2011-12 CAPER: SINGLE PROJECTS WITH MULTIPLE ACTIVITIES**

PGM Year:	2009	Current IDIS Project Title:	Neighborhood Investment Program-Infrastructure	Current IDIS Activity Number:	10397
Current IDIS Activity Title:	Neighborhood Investment Program Infrastructure				
Matrix Code:	Other Public Facilities and Improvements (3)		National Objective:	LMA	
Objective Category:	Suitable Living Environment		Outcome Category:	Sustainability	
Funded Amount:	\$1,494,154.00	Drawn Thru Program Year:	\$1,119,952.56	Drawn in Program Year:	\$143,581.50
Proposed Accomplishment:	People		Total Population in Service Area:	47,545	
Eligible Census Tracts:	N/A		Census Tract Percent Low /Mod:	85.60	

New Activity Title: NIP-South Dallas/Fair Park Public Improvements

New Activity Description: Funds will be used for the construction, reconstruction or installation of streets, curbs, and gutters, sidewalks, water and sewer lines and flood and drainage improvements within the South Dallas/Fair Park Neighborhood Investment Program area.

Objective Category:	Provide decent affordable housing	Outcome Category:	Availability/Accessibility		
Location/Target Area(s):	Address	ZIP	Phone	Contract Amount	
City of Dallas	1500 Marilla Street	75201	(214) 670-3627	NA	

Actual Accomplishment Narrative:

Expenditures for the amount of \$119,680.90 for work related to street improvements on Congo St. (S. Carroll Ave. and Bank St.) (contractor: Texas Standard Construction, Ltd.) and also \$14.20 for printing related services for Congo Street design for public infrastructure (vendor: Thomas Reprographics). Located in CT 25.00

Number Assisted:	Owner		Renter		Total		Person	
	Total	Hispanic	Total	Hispanic	Total	Hispanic	Total	Hispanic
White:								
Black/African American:								
American Indian/Alaskan Native:								
Native Hawaiian/Other Pacific Islander:								
American Indian/Alaskan Native & White:								

**CITY OF DALLAS
PROGRAM YEAR 2011
SUPPLEMENT REPORT TO THE FY 2011-12 CAPER: SINGLE PROJECTS WITH MULTIPLE ACTIVITIES**

Asian White:								
Black/African American/White:								
American Indian/Alaskan Native & Black/African American:								
Other multi-racial:								
Asian/Pacific Islander:								
Hispanic:								
Total:								

Female-headed Households:								
----------------------------------	--	--	--	--	--	--	--	--

<i>Income Category:</i>	Owner	Renter	Total	Persons
Extremely Low				
Low Mod				
Moderate				
Non Low Moderate				
Total:				
<i>Percent Low/Mod:</i>				

Accomplishment Reported for Eligible Census: N/A

Objective Number	Project ID
SL-3.1	0002
HUD Matrix Code	CDBG Citation
03	570.201(c)
Type of Recipient	National Objective
Local Government	570.208(a)(1)LMA
Start Date	Completion Date
10/1/2011	9/30/2012
Accomplishment Type	Proposed Annual Units
People	
Local ID	Units Upon Completion
N/A	
Total Population in Service Area	Census tract Percent Low/Mod
11,730	85.60

Funding Information/ Accomplishments	
CDBG Funded Amount	\$ 200,000.00
Amount Drawn in Program Year	\$ 119,695.10
Eligible Census Tracts	
Actual Accomplishments	

**CITY OF DALLAS
PROGRAM YEAR 2011
SUPPLEMENT REPORT TO THE FY 2011-12 CAPER: SINGLE PROJECTS WITH MULTIPLE ACTIVITIES**

PGM Year:	2009	Current IDIS Project Title:	Neighborhood Investment Program-Infrastructure	Current IDIS Activity Number:	10397
Current IDIS Activity Title:	Neighborhood Investment Program Infrastructure				
Matrix Code:	Other Public Facilities and Improvements (3)		National Objective:	LMA	
Objective Category:	Suitable Living Environment		Outcome Category:	Sustainability	
Funded Amount:	\$1,494,154.00	Drawn Thru Program Year:	\$1,119,952.56	Drawn in Program Year:	\$143,581.50
Proposed Accomplishment:	People		Total Population in Service Area:	47,545	
Eligible Census Tracts:	N/A		Census Tract Percent Low /Mod:	85.60	

New Activity Title: NIP-Lancaster Corridor Improvements

New Activity Description: Funds will be used for the construction, reconstruction or installation of streets, curbs, and gutters, sidewalks, water and sewer lines, flood and drainage improvements and park improvements within the Lancaster Corridor Neighborhood Investment Program area.

Objective Category:	Provide decent affordable housing	Outcome Category:	Availability/Accessibility		
Location/Target Area(s):	Address	ZIP	Phone	Contract Amount	
City of Dallas	1500 Marilla Street	75201	(214) 670-3627	NA	

Actual Accomplishment Narrative:

Expenditure for \$5,905.00 for testing work related to Miller Family Park improvements related to installation of pavilion and \$7,310.00 for work related to park improvements (pavilion) for Miller Family Park.

Number Assisted:	Owner		Renter		Total		Person	
	Total	Hispanic	Total	Hispanic	Total	Hispanic	Total	Hispanic
White:								
Black/African American:								
American Indian/Alaskan Native:								
Native Hawaiian/Other Pacific Islander:								
American Indian/Alaskan Native & White:								
Asian White:								

**CITY OF DALLAS
PROGRAM YEAR 2011
SUPPLEMENT REPORT TO THE FY 2011-12 CAPER: SINGLE PROJECTS WITH MULTIPLE ACTIVITIES**

Black/African American/White:								
American Indian/Alaskan Native & Black/African American:								
Other multi-racial:								
Asian/Pacific Islander:								
Hispanic:								
Total:								

Female-headed Households:								
----------------------------------	--	--	--	--	--	--	--	--

<i>Income Category:</i>	Owner	Renter	Total	Persons
Extremely Low				
Low Mod				
Moderate				
Non Low Moderate				
Total:				
<i>Percent Low/Mod:</i>				

Accomplishment Reported for Eligible Census: N/A

Objective Number	Project ID
SL-3.1	0002
HUD Matrix Code	CDBG Citation
03	570.201(c)
Type of Recipient	National Objective
Local Government	570.208(a)(1)LMA
Start Date	Completion Date
10/1/2011	9/30/2012
Accomplishment Type	Proposed Annual Units
People	
Local ID	Units Upon Completion
N/A	
Total Population in Service Area	Census tract Percent Low/Mod
11,410	85.60

Funding Information/ Accomplishments	
CDBG Funded Amount	\$ 99,760.00
Amount Drawn in Program Year	\$ 13,215.00
Eligible Census Tracts	
Actual Accomplishments	

**CITY OF DALLAS
PROGRAM YEAR 2011
SUPPLEMENT REPORT TO THE FY 2011- 12 CAPER: SINGLE PROJECTS WITH MULTIPLE ACTIVITIES**

PGM Year:	2009	Current IDIS Project Title:	Neighborhood Investment Program-Infrastructure	Current IDIS Activity Number:	10397
Current IDIS Activity Title:	Neighborhood Investment Program Infrastructure				
Matrix Code:	Other Public Facilities and Improvements (3)		National Objective:	LMA	
Objective Category:	Suitable Living Environment		Outcome Category:	Sustainability	
Funded Amount:	\$1,494,154.00	Drawn Thru Program Year:	\$1,119,952.56	Drawn in Program Year:	\$143,581.50
Proposed Accomplishment:	People		Total Population in Service Area:	47,545	
Eligible Census Tracts:	N/A		Census Tract Percent Low /Mod:	85.60	

New Activity Title: NIP-Bexar St. Public Improvements

New Activity Description: Funds will be used for the construction, reconstruction or installation of streets, curbs, and gutters, sidewalks, water and sewer lines and flood and drainage improvements within the Ideal/Rochester Park Neighborhood Investment Program area.

Objective Category:	Provide decent affordable housing	Outcome Category:	Availability/Accessibility		
Location/Target Area(s):	Address	ZIP	Phone	Contract Amount	
City of Dallas	1500 Marilla Street	75201	(214) 670-3627	NA	

Actual Accomplishment Narrative:

Expenditure of \$1,903.76 for Bexar II (CT 115.00) for design of public infrastructure – contractor HNTB. Expenditure for \$363.89 for printing related services for Bexar II design project – vendor Thomas Reprographics. Expenditure for \$8,403.75 for design work for bike lane on Bexar St. contractor Lina T. Ramey.

Number Assisted:	Owner		Renter		Total		Person	
	Total	Hispanic	Total	Hispanic	Total	Hispanic	Total	Hispanic
White:								
Black/African American:								
American Indian/Alaskan Native:								
Native Hawaiian/Other Pacific Islander:								
American Indian/Alaskan Native & White:								

**CITY OF DALLAS
PROGRAM YEAR 2011
SUPPLEMENT REPORT TO THE FY 2011- 12 CAPER: SINGLE PROJECTS WITH MULTIPLE ACTIVITIES**

Asian White:								
Black/African American/White:								
American Indian/Alaskan Native & Black/African American:								
Other multi-racial:								
Asian/Pacific Islander:								
Hispanic:								
Total:								

Female-headed Households:								
----------------------------------	--	--	--	--	--	--	--	--

<i>Income Category:</i>	Owner	Renter	Total	Persons
Extremely Low				
Low Mod				
Moderate				
Non Low Moderate				
Total:				
<i>Percent Low/Mod:</i>				

Accomplishment Reported for Eligible Census: N/A

Objective Number	Project ID
SL-3.1	0002
HUD Matrix Code	CDBG Citation
03	570.201(c)
Type of Recipient	National Objective
Local Government	570.208(a)(1)LMA
Start Date	Completion Date
10/1/2011	9/30/2012
Accomplishment Type	Proposed Annual Units
People	
Local ID	Units Upon Completion
N/A	
Total Population in Service Area	Census tract Percent Low/Mod
7,055	85.60

Funding Information/ Accomplishments	
CDBG Funded Amount	\$ 26,533.00
Amount Drawn in Program Year	\$ 10,671.40
Eligible Census Tracts	
Actual Accomplishments	

**CITY OF DALLAS
PROGRAM YEAR 2011
SUPPLEMENT REPORT TO THE FY 2011-12 CAPER: SINGLE PROJECTS WITH MULTIPLE ACTIVITIES**

PGM Year:	2008	Current IDIS Project Title:	0025-Housing Services Program	Current IDIS Activity Number:	9876
Current IDIS Activity Title:	Housing Services Program				
Matrix Code:	General Homeownership Assistance (13)		National Objective:	LMH	
Objective Category:	Provided decent affordable housing		Outcome Category:	Availability/Accessibility	
Funded Amount:	\$100,000	Drawn Thru Program Year:	\$95,414.56	Drawn in Program Year::	2011
				\$919.69	
Proposed Accomplishment:	Households (General): 33		Total Population in Service Area:	NA	
Eligible Census Tracts:	N/A		Census Tract Percent Low /Mod:	N/A	

New Activity Title: Housing Services – Southfair CDC

New Activity Description:

The activity provides grants to Operation Relief Center CDC to support salary and direct delivery for HOME funded activities, including housing counseling, loan processing, and other eligible services to potential homebuyers participating or seeking to participate in HOME funded projects.

Objective Category:	Provide decent affordable housing	Outcome Category:	Availability/Accessibility	
Location/Target Area(s):	Address	ZIP	Phone	Contract Amount
Southfair CDC	2610 MLK Blvd	75215	214-421-1363	\$12,000.00

Actual Accomplishment Narrative:

Housing counseling, eligibility processing and follow up was provided to (35) potential homebuyers for Southfair; for Pittman Project, Spring Ave. Project and NSP Projects, four (4) applicants were approved for mortgage loans..

Number Assisted:	Owner		Renter		Total		Person	
	Total	Hispanic	Total	Hispanic	Total	Hispanic	Total	Hispanic
White:	1							
Black/African American:	3							
American Indian/Alaskan Native:								
Native Hawaiian/Other Pacific Islander:								
American Indian/Alaskan Native & White:								

**CITY OF DALLAS
PROGRAM YEAR 2011
SUPPLEMENT REPORT TO THE FY 2011-12 CAPER: SINGLE PROJECTS WITH MULTIPLE ACTIVITIES**

Asian White:								
Black/African American/White:								
American Indian/Alaskan Native & Black/African American:								
Other multi-racial:								
Asian/Pacific Islander:								
Hispanic:								
Total:	4		0					
Female-headed Households:	1		0					

<i>Income Category:</i>	Owner	Renter	Total	Persons
Extremely Low				
Low Mod	4			
Moderate				
Non Low Moderate				
Total:				
<i>Percent Low/Mod:</i>				

Accomplishment Reported for Eligible Census:

Objective Number	Project ID
DH-1	0025
HUD Matrix Code	CDBG Citation
14H	570.201(k)
Type of Recipient	National Objective
Homebuyers	570.208(3)(c)(iii)LMH
Start Date	Completion Date
January 1, 2012	December 31, 2012
Accomplishment Type	Proposed Annual Units
People	33
Local ID	Units Upon Completion
N/A	N/A
Total Population in Service Area	Census tract Percent Low/Mod

Funding Information/ Accomplishments		
CDBG Funded Amount	\$	\$12,000
Amount Drawn in Program Year	\$	919.69
Eligible Census Tracts		
Actual Accomplishments		4

**CITY OF DALLAS
PROGRAM YEAR 2011
SUPPLEMENT REPORT TO THE FY 2011-12 CAPER: SINGLE PROJECTS WITH MULTIPLE ACTIVITIES**

PGM Year:	2008	Current IDIS Project Title:	0025-Housing Services Program	Current IDIS Activity Number:	9876
Current IDIS Activity Title:		Housing Services Program			
Matrix Code:	General Homeownership Assistance (13)		National Objective:	LMH	
Objective Category:	Provided decent affordable housing		Outcome Category:	Availability/Accessibility	
Funded Amount:	\$100,000	Drawn Thru Program Year:	\$95414.56	Drawn in Program Year::	2011
				\$6,287.00	
Proposed Accomplishment:		Households (General): 33	Total Population in Service Area:		NA
Eligible Census Tracts:	N/A	Census Tract Percent Low /Mod:	N/A		

New Activity Title: Housing Services – Citywide CDC

New Activity Description:

The activity provides grants to Citywide CDC to support salary and direct delivery for HOME funded activities, including housing counseling, loan processing, and other eligible services to potential homebuyers participating or seeking to participate in HOME funded projects.

Objective Category:	Provide decent affordable housing	Outcome Category:	Availability/Accessibility		
Location/Target Area(s):	Address	ZIP	Phone	Contract Amount	
Citywide CDC	3440 South Polk	75232	214-734-1670	\$10,000.00	

Actual Accomplishment Narrative:

Citywide CDC provided housing counseling, eligibility processing and follow up to (25) potential homebuyers for the Lancaster Project and NSP Project, five (5) applicants were approved for mortgage loans

Number Assisted:	Owner		Renter		Total		Person	
	Total	Hispanic	Total	Hispanic	Total	Hispanic	Total	Hispanic
White:	2	1						
Black/African American:	3							
American Indian/Alaskan Native:								
Native Hawaiian/Other Pacific Islander:								
American Indian/Alaskan Native & White:								
Asian White:								
Black/African American/White:								
American Indian/Alaskan Native &								

**CITY OF DALLAS
PROGRAM YEAR 2011
SUPPLEMENT REPORT TO THE FY 2011-12 CAPER: SINGLE PROJECTS WITH MULTIPLE ACTIVITIES**

Black/African American:								
Other multi-racial:								
Asian/Pacific Islander:								
Hispanic:								
Total:	5	1						
Female-headed Households:	2							

Income Category:	Owner	Renter	Total	Persons
Extremely Low	1			
Low Mod	2			
Moderate	2			
Non Low Moderate				
Total:	5			
Percent Low/Mod:				

Accomplishment Reported for Eligible Census:

Objective Number	Project ID
DH-1	0025
HUD Matrix Code	CDBG Citation
14H	570.201(k)
Type of Recipient	National Objective
Homebuyers	570.208(3)(c)(iii)LMH
Start Date	Completion Date
January 1, 2012	December 31, 2012
Accomplishment Type	Proposed Annual Units
People	33
Local ID	Units Upon Completion
N/A	N/A
Total Population in Service Area	Census tract Percent Low/Mod

Funding Information/ Accomplishments		
CDBG Funded Amount	\$	\$10,000
Amount Drawn in Program Year	\$	6,287
Eligible Census Tracts		
Actual Accomplishments		5

**CITY OF DALLAS
PROGRAM YEAR 2011
SUPPLEMENT REPORT TO THE FY 2011-12 CAPER: SINGLE PROJECTS WITH MULTIPLE ACTIVITIES**

PGM Year:	2008	Current IDIS Project Title:	0025-Housing Services Program	Current IDIS Activity Number:	9876
Current IDIS Activity Title:	Housing Services Program				
Matrix Code:	General Homeownership Assistance (13)		National Objective:	LMH	
Objective Category:	Provided decent affordable housing		Outcome Category:	Availability/Accessibility	
Funded Amount:	\$100,000	Drawn Thru Program Year:	\$95,414.56	Drawn in Program Year:	2011 \$3,730.00
Proposed Accomplishment:	Households (General): 33		Total Population in Service Area:	NA	
Eligible Census Tracts:	N/A		Census Tract Percent Low /Mod:	N/A	

New Activity Title: Housing Services – Operation Relief Center CDC

New Activity Description:

The activity provides grants to Operation Relief Center CDC to support salary and direct delivery for HOME funded activities, including housing counseling, loan processing, and other eligible services to potential homebuyers participating or seeking to participate in HOME funded projects.

Objective Category:	Provide decent affordable housing	Outcome Category:	Availability/Accessibility		
Location/Target Area(s):	Address	ZIP	Phone	Contract Amount	
Operation Relief Center CDC	2010 Grand Ave	75215	214-4215363	\$10,000.00	

Actual Accomplishment Narrative:

Housing counseling, eligibility processing and follow up was provided to (10) potential homebuyers/renters for Operation Relief CDC one (1) client signed a 12 month lease with the option to purchase

Number Assisted:	Owner		Renter		Total		Person	
	Total	Hispanic	Total	Hispanic	Total	Hispanic	Total	Hispanic
White:								
Black/African American:			1					
American Indian/Alaskan Native:								
Native Hawaiian/Other Pacific Islander:								
American Indian/Alaskan Native & White:								

**CITY OF DALLAS
PROGRAM YEAR 2011
SUPPLEMENT REPORT TO THE FY 2011-12 CAPER: SINGLE PROJECTS WITH MULTIPLE ACTIVITIES**

Asian White:								
Black/African American/White:								
American Indian/Alaskan Native & Black/African American:								
Other multi-racial:								
Asian/Pacific Islander:								
Hispanic:								
Total:			1					
Female-headed Households:			0					

<i>Income Category:</i>	Owner	Renter	Total	Persons
Extremely Low				
Low Mod		1		
Moderate				
Non Low Moderate				
Total:		1		
<i>Percent Low/Mod:</i>				

Accomplishment Reported for Eligible Census:

Objective Number	Project ID
DH-1	0025
HUD Matrix Code	CDBG Citation
14H	570.201(k)
Type of Recipient	National Objective
Renters	570.208(3)(c)(iii)LMH
Start Date	Completion Date
January 1, 2012	December 31, 2012
Accomplishment Type	Proposed Annual Units
People	33
Local ID	Units Upon Completion
N/A	N/A
Total Population in Service Area	Census tract Percent Low/Mod

Funding Information/ Accomplishments		
CDBG Funded Amount	\$	\$10,000
Amount Drawn in Program Year	\$	3,730
Eligible Census Tracts		
Actual Accomplishments		1

**CITY OF DALLAS
PROGRAM YEAR 2011
SUPPLEMENT REPORT TO THE FY 2011-12 CAPER: SINGLE PROJECTS WITH MULTIPLE ACTIVITIES**

PGM Year:	2010	Current IDIS Project Title:	Neighborhood Investment Program Infrastructure	Current IDIS Activity Number:	10811
Current IDIS Activity Title:	Neighborhood Investment Program Infrastructure				
Matrix Code:	Other Public Facilities and Improvements (3)		National Objective:	LMA	
Objective Category:	Suitable Living Environment		Outcome Category:	Sustainability	
Funded Amount:	\$1,000,000.00	Drawn Thru Program Year:	\$739,661.82	Drawn in Program Year:	\$26,897.53
Proposed Accomplishment:	People		Total Population in Service Area:	47,575	
Eligible Census Tracts:	N/A		Census Tract Percent Low /Mod:	57.50	

New Activity Title: NIP-Lancaster Corridor Public Improvements

New Activity Description: Funds will be used for the construction, reconstruction or installation of streets, curbs, and gutters, sidewalks, water and sewer lines, flood and drainage improvements and park improvements within the Lancaster Corridor Neighborhood Investment Program area.

Objective Category:	Provide decent affordable housing	Outcome Category:	Availability/Accessibility		
Location/Target Area(s):	Address	ZIP	Phone	Contract Amount	
City of Dallas	1500 Marilla Street	75201	(214) 670-3627	NA	

Actual Accomplishment Narrative:

Expenditure of \$2,929.22 for the completion of (4) four in ground BQ Grills at Miller Family Park.

Number Assisted:	Owner		Renter		Total		Person	
	Total	Hispanic	Total	Hispanic	Total	Hispanic	Total	Hispanic
White:								
Black/African American:								
American Indian/Alaskan Native:								
Native Hawaiian/Other Pacific Islander:								
American Indian/Alaskan Native & White:								
Asian White:								
Black/African American/White:								

**CITY OF DALLAS
PROGRAM YEAR 2011
SUPPLEMENT REPORT TO THE FY 2011-12 CAPER: SINGLE PROJECTS WITH MULTIPLE ACTIVITIES**

American Indian/Alaskan Native & Black/African American:								
Other multi-racial:								
Asian/Pacific Islander:								
Hispanic:								
Total:								

Female-headed Households:								
----------------------------------	--	--	--	--	--	--	--	--

<i>Income Category:</i>	Owner	Renter	Total	Persons
Extremely Low				
Low Mod				
Moderate				
Non Low Moderate				
Total:				
Percent Low/Mod:				

Accomplishment Reported for Eligible Census: N/A

Objective Number	Project ID
SL-3.1	0002
HUD Matrix Code	CDBG Citation
03	570.201(c)
Type of Recipient	National Objective
Local Government	570.208(a)(1)LMA
Start Date	Completion Date
10/1/2011	9/30/2012
Accomplishment Type	Proposed Annual Units
People	
Local ID	Units Upon Completion
N/A	
Total Population in Service Area	Census tract Percent Low/Mod
11,410	57.50

Funding Information/ Accomplishments	
CDBG Funded Amount	\$ 300,240.00
Amount Drawn in Program Year	\$ 2,929.22
Eligible Census Tracts	
Actual Accomplishments	

**CITY OF DALLAS
PROGRAM YEAR 2011
SUPPLEMENT REPORT TO THE FY 2011-12 CAPER: SINGLE PROJECTS WITH MULTIPLE ACTIVITIES**

PGM Year:	2010	Current IDIS Project Title:	Neighborhood Investment Program Infrastructure	Current IDIS Activity Number:	10811
Current IDIS Activity Title:		Neighborhood Investment Program Infrastructure			
Matrix Code:	Other Public Facilities and Improvements (3)		National Objective:	LMA	
Objective Category:	Suitable Living Environment		Outcome Category:	Sustainability	
Funded Amount:	\$1,000,000.00	Drawn Thru Program Year:	\$739,661.82	Drawn in Program Year:	\$26,897.53
Proposed Accomplishment:	People		Total Population in Service Area:	47,545	
Eligible Census Tracts:	N/A	Census Tract Percent Low /Mod:	57.50		

New Activity Title: NIP-West Dallas Public Improvements

New Activity Description: Funds will be used for the construction, reconstruction or installation of streets, curbs, and gutters, sidewalks, water and sewer lines, flood and drainage improvements and park improvements within the West Dallas Neighborhood Investment Program area.

Objective Category:	Provide decent affordable housing	Outcome Category:	Availability/Accessibility		
Location/Target Area(s):	Address	ZIP	Phone	Contract Amount	
City of Dallas	1500 Marilla Street	75201	(214) 670-3627	NA	

Actual Accomplishment Narrative:

Expenditure of \$6,132.00 for retainage payment to Pecos Fence for park improvements at Benito Juarez Park in West Dallas in CT 101.02.

Expenditure for \$17,836.31 for completion of park improvements to Benito Juarez Park – work included the installation of (2) 40' long x 24' tall black vinyl coated fence.

Number Assisted:	Owner		Renter		Total		Person	
	Total	Hispanic	Total	Hispanic	Total	Hispanic	Total	Hispanic
White:								
Black/African American:								
American Indian/Alaskan Native:								
Native Hawaiian/Other Pacific Islander:								
American Indian/Alaskan Native & White:								
Asian White:								
Black/African American/White:								

**CITY OF DALLAS
PROGRAM YEAR 2011
SUPPLEMENT REPORT TO THE FY 2011-12 CAPER: SINGLE PROJECTS WITH MULTIPLE ACTIVITIES**

American Indian/Alaskan Native & Black/African American:								
Other multi-racial:								
Asian/Pacific Islander:								
Hispanic:								
Total:								

Female-headed Households:								
----------------------------------	--	--	--	--	--	--	--	--

<i>Income Category:</i>	Owner	Renter	Total	Persons
Extremely Low				
Low Mod				
Moderate				
Non Low Moderate				
Total:				
Percent Low/Mod:				

Accomplishment Reported for Eligible Census: N/A

Objective Number	Project ID
SL-3.1	0002
HUD Matrix Code	CDBG Citation
03	570.201(c)
Type of Recipient	National Objective
Local Government	570.208(a)(1)LMA
Start Date	Completion Date
10/1/2011	9/30/2012
Accomplishment Type	Proposed Annual Units
People	
Local ID	Units Upon Completion
N/A	
Total Population in Service Area	Census tract Percent Low/Mod
7,226	57.50

Funding Information/ Accomplishments		
CDBG Funded Amount	\$	80,580
Amount Drawn in Program Year	\$	23,968.31
Eligible Census Tracts		
Actual Accomplishments		

**2a) HOUSING/COMMUNITY SERVICES
CONTRACT REPORT**

This page intentionally left blank.

HOUSING/COMMUNITY SERVICES
Housing Development
FY 2011-12 Sub-Recipient/Non-Profit Agency and Service Report

IDIS #	UNIT/FUND	SUB-RECIPIENT/AGENCY	SUB-RECIPIENT/NON-PROFIT AGENCY SERVICES
11023	CD11 / 717D	Enterprise Foundation 500 American City Building Columbia, MD 21044	Provides funds for mortgage assistance and minor repairs necessary for home to meet federal housing quality standards provided in conjunction with the Mortgage Assistance Program

This page intentionally left blank.

**2b) HOUSING/COMMUNITY SERVICES
SUBRECIPIENT REPORT**

This page intentionally left blank.

HOUSING/COMMUNITY SERVICES
Social Services CDBG Sub-Recipient and Service Report
FY 2011-12

FUND/ORG	SUB-RECIPIENT	SERVICES
CD11/723D	Boys & Girls Club of Greater Dallas 4816 Worth Street Dallas, Texas 75246	Provides an after-school program for at-risk children.
CD11/729D	Calumet Community Center 321A Calumet Avenue, #A Dallas, Texas 75211	Provides outreach and referral services to seniors age 60 and above
CD11/730D	Citizens Development Center 8800 Ambassador Row Dallas, Texas 75247	Provides development of life skills, vocational training and job placement for adults with disabilities.
CD11/726D	Community Dental Care 1440 W. Mockingbird Lane, #120 Dallas, Texas 75247	Provides dental health services to low income children through age 19.
0CD7/0842	E's Haven Academy (Public Improvement Project) 813 Ryan Road Dallas, Texas 75224	Provides day care for low income families.
0CD6/5877	E's Haven Academy (Public Improvement Project) 813 Ryan Road Dallas, Texas 75224	Provides day care for low income families.

HOUSING/COMMUNITY SERVICES
Social Services CDBG Sub-Recipient and Service Report
FY 2011-12

FUND/ORG	SUB-RECIPIENT	SERVICES
CD11/723D	Neighborhood Service Council, Inc. 7700 Spring Valley Rd. Dallas, Texas 75240	Provides after school programs for low income youth.
CD11/723D	Open Arms, Inc. 5940 Forest Park Dallas, Texas 75235	Provides child care for children with special needs.
CD11/729D	Senior Citizens of Greater Dallas 3910 Harry Hines Blvd Dallas, Texas 75219	Staff ombudsman to enhance the quality of life care for nursing home residents through resolving complaints from residents and their families.
CD11/7293D	Vogel Alcove 7557 Rambler Road Dallas, Texas 75231	Provides childcare for homeless children.
CD11/723D	YMCA-Park South 2500 Romine Avenue Dallas, Texas 75215	Provides an after-school and summer camp program for children through age 13.
CD11/729D	Urban League of Greater Dallas	Provides training and employment services to seniors.
CD11/723D	First Tee	Provides golfing services to low-income youth in north Dallas area.

**2c) ECONOMIC DEVELOPMENT
SUBRECIPIENT REPORT**

This page intentionally left blank.

**OFFICE OF ECONOMIC DEVELOPMENT
FY 2011-12 SUB-Recipient/Non-Profit Agencies**

HUD ACT #	UNIT/FUND	SUB-RECIPIENT AGENCY	SUB-RECIPIENT/NON-PROFIT AGENCY SERVICES
11236	CD11/796D	Greater Dallas Hispanic Chamber of Commerce (BAC # 1) 4622 Maple Ave Dallas, TX 75219	<p>Promote microenterprise business development by providing technical assistance to low-to-moderate income persons interested in starting a microenterprise and/or interested in capacity building of their existing eligible microenterprise.</p> <p>Technical Assistance is provided in individual sessions and group sessions in business development areas that may include but not be limited to: business legal structures, business plan development, marketing research, marketing strategies, funding strategies, loan application packaging, tax issues, cash flow issues, hiring vs. contracting, networking, mentoring, procurement, M/WBE-DBE-HUB certifications, incubator lease space and/or others.</p>
11237	CD11/797D	Inner City Community Development Corp (ICDC) - (BAC # 2) 4907 Spring Ave Dallas, TX 75210	<p>Promote microenterprise business development by providing technical assistance to low-to-moderate income persons interested in starting a microenterprise and/or interested in capacity building of their existing eligible microenterprise.</p> <p>Technical Assistance is provided in individual sessions and group sessions in business development areas that may include but not be limited to: business legal structures, business plan development, marketing research, marketing strategies, funding strategies, loan application packaging, tax issues, cash flow issues, hiring vs. contracting, networking, mentoring, procurement, M/WBE-DBE-HUB certifications, incubator lease space and/or others.</p>
11238	CD11/798D	Greater Dallas Hispanic Chamber of Commerce (BAC # 3) 4622 Maple Ave Dallas, TX 75219	<p>Promote microenterprise business development by providing technical assistance to low-to-moderate income persons interested in starting a microenterprise and/or interested in capacity building of their existing eligible microenterprise. Technical Assistance is provided in individual sessions and group sessions in business development areas that may include but not be limited to: business legal structures, business plan development, marketing research, marketing strategies, funding strategies, loan application packaging, tax issues, cash flow issues, hiring vs. contracting, networking, mentoring, procurement, M/WBE-DBE-HUB certifications, incubator lease space and/or others.</p>

**OFFICE OF ECONOMIC DEVELOPMENT
FY 2011-12 SUB-Recipient/Non-Profit Agencies**

HUD ACT #	UNIT/FUND	SUB-RECIPIENT AGENCY	SUB-RECIPIENT/NON-PROFIT AGENCY SERVICES
11239	CD11/799D	Greater Dallas Hispanic Chamber of Commerce (BAC # 4) 4622 Maple Ave Dallas, TX 75219	Promote microenterprise business development by providing technical assistance to low-to-moderate income persons interested in starting a microenterprise and/or interested in capacity building of their existing eligible microenterprise. Technical Assistance is provided in individual sessions and group sessions in business development areas that may include but not be limited to: business legal structures, business plan development, marketing research, marketing strategies, funding strategies, loan application packaging, tax issues, cash flow issues, hiring vs. contracting, networking, mentoring, procurement, M/WBE-DBE-HUB certifications, incubator lease space and/or others.
11240	CD11/800D	Business Assistance Center Inc. (BAC # 5) 1201 W. Camp Wisdom Dallas, TX 75232	Promote microenterprise business development by providing technical assistance to low-to-moderate income persons interested in starting a microenterprise and/or interested in capacity building of their existing eligible microenterprise. Technical Assistance is provided in individual sessions and group sessions in business development areas that may include but not be limited to: business legal structures, business plan development, marketing research, marketing strategies, funding strategies, loan application packaging, tax issues, cash flow issues, hiring vs. contracting, networking, mentoring, procurement, M/WBE-DBE-HUB certifications, incubator lease space and/or others.
11241	CD11/801D	Greater Dallas Asian American Chamber of Commerce (BAC # 6) Multi-Ethnic Education and Economic Development Center (MEED) 7610 N Stemmons Frwy, Suite 690 Dallas, TX 75247	Promote microenterprise business development by providing technical assistance to low-to-moderate income persons interested in starting a microenterprise and/or interested in capacity building of their existing eligible microenterprise. Technical Assistance is provided in individual sessions and group sessions in business development areas that may include but not be limited to: business legal structures, business plan development, marketing research, marketing strategies, funding strategies, loan application packaging, tax issues, cash flow issues, hiring vs. contracting, networking, mentoring, procurement, M/WBE-DBE-HUB certifications, incubator lease space and/or others.

**OFFICE OF ECONOMIC DEVELOPMENT
FY 2011-12 SUB-Recipient/Non-Profit Agencies**

HUD ACT #	UNIT/FUND	SUB-RECIPIENT AGENCY	SUB-RECIPIENT/NON-PROFIT AGENCY SERVICES
11243	CD11/802D	Regional Hispanic Contractors Association (BAC # 7) 2210 W. Illinois Ave Dallas, TX 75224	Promote microenterprise business development by providing technical assistance to low-to-moderate income persons interested in starting a microenterprise and/or interested in capacity building of their existing eligible microenterprise. Technical Assistance is provided in individual sessions and group sessions in business development areas that may include but not be limited to: business legal structures, business plan development, marketing research, marketing strategies, funding strategies, loan application packaging, tax issues, cash flow issues, hiring vs. contracting, networking, mentoring, procurement, M/WBE-DBE-HUB certifications, incubator lease space and/or others.
11243	CD11/803D	Greater Dallas Indo-American Chamber of Commerce (BAC # 8) 2750 W. Northwest Highway, Suite 200 Dallas, TX 75220	Promote microenterprise business development by providing technical assistance to low-to-moderate income persons interested in starting a microenterprise and/or interested in capacity building of their existing eligible microenterprise. Technical Assistance is provided in individual sessions and group sessions in business development areas that may include but not be limited to: business legal structures, business plan development, marketing research, marketing strategies, funding strategies, loan application packaging, tax issues, cash flow issues, hiring vs. contracting, networking, mentoring, procurement, M/WBE-DBE-HUB certifications, incubator lease space and/or others.
N/A	N/A	Southern Dallas Development Corporation (SDDC) 400 S. Zang Blvd., Suite 1210 Dallas, TX 75208	Administers the Business Revolving Loan Program

This page intentionally left blank.

3. FINANCIAL SUMMARY

This page intentionally left blank.

Financial Summary
Community Development Block Grant Program

1. Name of Grantee		2. Grant Number		3. Reporting Period	
City of Dallas		B 11 MC 48 0009		From:	To:
				10/1/2011	09/30/12
Part I: Summary of CDBG Resources					
1. Unexpended CDBG funds at end of previous reporting period (balance for prior program years)				\$	15,664,769.83
2. Entitlement Grant from form HUD 7082				\$	16,270,526.00
3. Surplus Urban Renewal Funds				\$	-
4. Section 108 Guaranteed Loan Funds (Principal Amount)				\$	-
5. Program Income Received by		Grantee (Column A)	Subrecipient (Column B)		
a. Revolving Funds			\$	599,931.39	
b. Other (Identify below. Provide details on an attachment)					
		\$	300,783.36		
		\$	-		
c. Total Program Income (sum of columns a and b)		\$	300,783.36	\$	599,931.39
6. Returns				\$	-
7. Adjustments to Compute Total Available (if a negative amount, enclose in brackets)				\$	(53,798.93)
8. Total CDBG funds available for use during this reporting period (sum of lines 1 - 7)				\$	32,782,211.65
Part II: Summary of CDBG Expenditures					
9. Disbursements other than Section 108 Repayments and Planning/Administration				\$	15,304,723.62
10. Adjustments to Compute Total Amount Subject to Low/Mod Benefit (if a negative amount, enclose in brackets)				\$	-
11. Amount subject to low/mod benefit calculation (line 9 plus 10)				\$	15,304,723.62
12. Disbursed in IDIS for Planning/Administration				\$	2,888,324.59
13. Disbursed in IDIS for Section 108 Repayments				\$	-
14. Adjustments to Compute Total Expenditures (if a negative amount, enclose in brackets)				\$	-
15. Total Expenditures (sum lines 11-14)				\$	18,193,048.21
16. Unexpended balance (line 8 minus line 15)				\$	14,589,163.44
Part III: Low/Mod Benefit This Reporting Period					
17. Expended for low/mod housing in special areas				\$	-
18. Expended for low/mod multi-unit housing				\$	-
19. Disbursed for other low/mod activities				\$	15,304,723.62
20. Adjustment to compute total low/mod credit				\$	-
21. Total low/mod credit (sum lines 17-20)				\$	15,304,723.62
22. Percent low/mod credit (line 21 divided by line 11)					100.00%
Part IV: Low/Mod Benefit for Multi-year Certifications (only if certification period includes prior years)					
23. Program years covered in certification PY _____ PY _____ PY _____					
24. Cumulative net expenditures subject to program benefit calculation				\$	-
25. Cumulative expenditures benefiting low/mod persons				\$	-
26. Percent benefit to low/mod persons (line 25 divided by line 24)					0.00%
Part V: Public Service (PS) Cap Calculation					
27. Disbursed in IDIS for Public Services				\$	2,701,325.86
28. PS unliquidated obligations at end of current program year				\$	-
29. PS unliquidated obligations at end of previous program year				\$	167,275.29
30. Adjustments to compute total PS obligations				\$	44,590.18
31. Total PS obligations (line 27 + line 28 - line 29 + line 30)				\$	2,578,640.75
32. Entitlement grant amount (from line 2)				\$	16,270,526.00
33. Prior year program income (IDIS generated number)				\$	884,335.39
34. Adjustments to compute total subject to PS Cap				\$	172,139.17
35. Total subject to PS Cap (sum of line 32 - 34)				\$	17,327,000.56
36. Percent funds obligated for public service activities (line 31 divided by line 35)					14.88%
Part VI: Planning and Program Administration Cap Calculation					
37. Disbursed in IDIS for Planning/Administration				\$	2,888,324.59
38. PA unliquidated obligations at end of current program year				\$	-
39. PA unliquidated obligations at end of previous program year				\$	35,274.54
40. Adjustments to compute total PA obligations				\$	41,589.15
41. Total PA obligations (line 37 + line 38 - line 39 + line 40)				\$	2,894,639.20
42. Entitlement grant amount (from line 2)				\$	16,270,526.00
43. Current year program income (IDIS generated number)				\$	900,714.75
44. Adjustments to compute total subject to PA Cap				\$	(53,798.93)
45. Total subject to PA Cap (sum of line 42 - 44)				\$	17,117,441.82
46. Percent funds obligated for PA activities (line 41 divided by line 45)					16.91%



Office of Community Planning and Development
 U.S. Department of Housing and Urban Development
 Integrated Disbursement and Information System
 PR26 - CDBG Financial Summary Report
 Program Year 2011
 DALLAS , TX

DATE: 12-10-12
 TIME: 17:44
 PAGE: 1

PART I: SUMMARY OF CDBG RESOURCES	
01 UNEXPENDED CDBG FUNDS AT END OF PREVIOUS PROGRAM YEAR	15,664,769.83
02 ENTITLEMENT GRANT	16,270,526.00
03 SURPLUS URBAN RENEWAL	0.00
04 SECTION 108 GUARANTEED LOAN FUNDS	0.00
05 CURRENT YEAR PROGRAM INCOME	900,714.75
05a CURRENT YEAR SECTION 108 PROGRAM INCOME (FOR SI TYPE)	0.00
06 RETURNS	0.00
07 ADJUSTMENT TO COMPUTE TOTAL AVAILABLE	(53,798.93)
08 TOTAL AVAILABLE (SUM, LINES 01-07)	32,782,211.65
PART II: SUMMARY OF CDBG EXPENDITURES	
09 DISBURSEMENTS OTHER THAN SECTION 108 REPAYMENTS AND PLANNING/ADMINISTRATION	15,304,723.62
10 ADJUSTMENT TO COMPUTE TOTAL AMOUNT SUBJECT TO LOW/MOD BENEFIT	0.00
11 AMOUNT SUBJECT TO LOW/MOD BENEFIT (LINE 09 + LINE 10)	15,304,723.62
12 DISBURSED IN IDIS FOR PLANNING/ADMINISTRATION	2,888,324.59
13 DISBURSED IN IDIS FOR SECTION 108 REPAYMENTS	0.00
14 ADJUSTMENT TO COMPUTE TOTAL EXPENDITURES	0.00
15 TOTAL EXPENDITURES (SUM, LINES 11-14)	18,193,048.21
16 UNEXPENDED BALANCE (LINE 08 - LINE 15)	14,589,163.44
PART III: LOWMOD BENEFIT THIS REPORTING PERIOD	
17 EXPENDED FOR LOW/MOD HOUSING IN SPECIAL AREAS	0.00
18 EXPENDED FOR LOW/MOD MULTI-UNIT HOUSING	0.00
19 DISBURSED FOR OTHER LOW/MOD ACTIVITIES	15,304,723.62
20 ADJUSTMENT TO COMPUTE TOTAL LOW/MOD CREDIT	0.00
21 TOTAL LOW/MOD CREDIT (SUM, LINES 17-20)	15,304,723.62
22 PERCENT LOW/MOD CREDIT (LINE 21/LINE 11)	100.00%
LOW/MOD BENEFIT FOR MULTI-YEAR CERTIFICATIONS	
23 PROGRAM YEARS(PY) COVERED IN CERTIFICATION	PY: PY: PY:
24 CUMULATIVE NET EXPENDITURES SUBJECT TO LOW/MOD BENEFIT CALCULATION	0.00
25 CUMULATIVE EXPENDITURES BENEFITING LOW/MOD PERSONS	0.00
26 PERCENT BENEFIT TO LOW/MOD PERSONS (LINE 25/LINE 24)	0.00%
PART IV: PUBLIC SERVICE (PS) CAP CALCULATIONS	
27 DISBURSED IN IDIS FOR PUBLIC SERVICES	2,701,325.86
28 PS UNLIQUIDATED OBLIGATIONS AT END OF CURRENT PROGRAM YEAR	0.00
29 PS UNLIQUIDATED OBLIGATIONS AT END OF PREVIOUS PROGRAM YEAR	167,275.29
30 ADJUSTMENT TO COMPUTE TOTAL PS OBLIGATIONS	44,590.18
31 TOTAL PS OBLIGATIONS (LINE 27 + LINE 28 - LINE 29 + LINE 30)	2,578,640.75
32 ENTITLEMENT GRANT	16,270,526.00
33 PRIOR YEAR PROGRAM INCOME	884,335.39
34 ADJUSTMENT TO COMPUTE TOTAL SUBJECT TO PS CAP	172,139.17
35 TOTAL SUBJECT TO PS CAP (SUM, LINES 32-34)	17,327,000.56
36 PERCENT FUNDS OBLIGATED FOR PS ACTIVITIES (LINE 31/LINE 35)	14.88%
PART V: PLANNING AND ADMINISTRATION (PA) CAP	
37 DISBURSED IN IDIS FOR PLANNING/ADMINISTRATION	2,888,324.59
38 PA UNLIQUIDATED OBLIGATIONS AT END OF CURRENT PROGRAM YEAR	0.00
39 PA UNLIQUIDATED OBLIGATIONS AT END OF PREVIOUS PROGRAM YEAR	35,274.54
40 ADJUSTMENT TO COMPUTE TOTAL PA OBLIGATIONS	41,589.15
41 TOTAL PA OBLIGATIONS (LINE 37 + LINE 38 - LINE 39 +LINE 40)	2,894,639.20
42 ENTITLEMENT GRANT	16,270,526.00
43 CURRENT YEAR PROGRAM INCOME	900,714.75
44 ADJUSTMENT TO COMPUTE TOTAL SUBJECT TO PA CAP	(53,798.93)
45 TOTAL SUBJECT TO PA CAP (SUM, LINES 42-44)	17,117,441.82
46 PERCENT FUNDS OBLIGATED FOR PA ACTIVITIES (LINE 41/LINE 45)	16.91%

FY 2011-12 CAPER - Financial Summary

Part I: Summary of CDBG Resources

1	Unexpended CDBG Funds at End of Previous Program Year -	15,664,769.83
	Number came from line #16 of the revised FY2010-11 CAPER. Includes prior year entitlement that remains as well as prior year program income reported as being received and still available (whether entered into IDIS or not)	
2	Entitlement Grant -	16,270,526.00
	This amount came from the FY 2011-12 Action Plan (Application for Federal Assistance).	
3	Surplus Urban Renewal -	0.00
	This line is not applicable for City during FY 2011-12.	
4	Section 108 Guaranteed Loan Funds -	0.00
	No drawdowns of Section 108 funds during FY 2011-12.	
5	Current Year Program Income -	900,714.75
	IDIS generated number. (all numbers below were "receipted" in IDIS during FY11-12)	
	City retained PI collected and receipted in IDIS during FY11-12	300,783.36
	Section 108-Intown collected and receipted in IDIS during FY11-12	0.00
	SDDC PI from FY2010-11 and FY 2011-12 receipted in IDIS during FY11-12	599,931.39
	Total	900,714.75
6	Returns -	0.00
	Repayments to HUD during FY2011-12	
7	Adjustment to Compute Total Available -	(53,798.93)
	An adjustment is needed to reconcile FY11-12 program income recognized by IDIS vs. actual receipts per AMS.	
	City retained PI collected in FY10-11, reported in 10-11 CAPER, receipted in IDIS after October 1, 2011	(104,605.91)
	City retained PI collected in FY11-12, receipted in IDIS after October 1, 2012	99,957.26
	SDDC retained PI collected in FY10-11, reported in 10-11 CAPER, receipted in IDIS after October 1, 2011	(179,997.71)
	SDDC retained PI collected in FY11-12, receipted in IDIS after October 1, 2012	130,847.43
	Adjustment to reconcile variance in FY11-12 LOCC Reconciliation. Variance due to rounding of dollar amounts.	
	Total	(53,798.93)

8 Total Available	32,782,211.65
Sum of line #1 to line #7.	

Part II: Summary of CDBG Expenditures

9 Disbursements Other Than Section 108 Repayments And Planning/Adminstration -	15,304,723.62
IDIS generated number.	

10 Adjustments To Compute Total Amount Subject To Low/Mod Benefit -	0.00
--	-------------

Financial Status Report according to City's accounting system	17,538,485.55
Expenses for Activities #10811 and #10370 include Retainage. This was shown as an expense in reports PY 10 and not drawn. PY 11 it was shown as a reduction in expenses in reports which offset the expense. The 2 net each other out	
	6,134.01
Expenses for FY2010-11 that occurred during 13th accounting period, not included in FY2009-10 CAPER, not included in Financial Status Report, revisions made after 9/30/11	
	195,038.88
Less amount expended for Planning/Administration according to City's accounting system.	
	(2,888,324.59)
Less amount expended for Section 108 Repayments according to City's accounting system.	
Plus expenditures by sub-recipient (SDDC) that are not reflected in the City's accounting system (recorded in IDIS 5-15-2012)	
	149,204.57
Plus expenditures by sub-recipient (SDDC) that are not reflected in the City's accounting system (recorded in IDIS 07-30-12)	
	172,791.87
Plus expenditures by sub-recipient (SDDC) that are not reflected in the City's accounting system (recorded in IDIS 11-12-12)	
	131,393.33
Amount subject to L/M Benefit	15,304,723.62
Amount identified in Line #9 per IDIS.	
	15,304,723.62

Amount of adjustment for Line #10	0.00
-----------------------------------	------

11 Amount Subject to Low/Mod Benefit (Line 09 + Line 10)	15,304,723.62
Line #9 + Line #10	

12 Disbursed in IDIS for Planning/Adminstration	2,888,324.59
IDIS generated number.	

13 Disbursed in IDIS for Section 108 Repayments	0.00
IDIS generated number.	

14 Adjustments to Compute Total Expenditures**0.00**

City's accounting system amount expended for Planning/Administration.	2,888,324.59
IDIS generated amount expended for Planning/Administration.	(2,888,324.59)
Amount (overstated)/understated by IDIS	0.00

City's accounting system amount expended for Section 108 Repayments.	0.00
IDIS generated amount expended for Section 108 Repayments	0.00
Amount (overstated)/understated by IDIS	0.00

Amount understated by IDIS for Planning/Administration	0.00
Amount overstated by IDIS for Section 108 Repayments	0.00
Amount of adjustment required	0.00

15 Total Expenditures (Sum, Lines 11-14)**18,193,048.21**

Sum of Line #11 to Line #14	
-----------------------------	--

16 Unexpended Balance (Line 08- Line 15)**14,589,163.44**

Line #8 minus Line #15.	
-------------------------	--

Part III: LowMod Benefit This Reporting Period

17 Expended for Low/Mod Housing in Special Areas		0.00
<hr/>		
IDIS generated number.		
<hr/>		
18 Expended for Low/Mod Multi-Unit Housing		0.00
<hr/>		
Amount according to City's accounting system of expenditures for rental housing preservation projects.		
<hr/>		
19 Disbursed for OtherLow/Mod Activities		15,304,723.62
<hr/>		
IDIS generated number.		
<hr/>		
20 Adjustment to Compute Total Low/Mod Credit		0.00
<hr/>		
Amount from and documented above for Line #11.	15,304,723.62	
<hr/>		
Less: 'All activities reported in CAPER have national objective of LMA/LMC/LMJ therefore this section is not applicable	0.00	
<hr/>		
Less amount expended for Low/Mod Multi-Unit Housing from Line #18.	0.00	
<hr/>		
Less amount per IDIS on Line #19.	(15,304,723.62)	
<hr/>		
Amount of adjustment required.	0.00	
<hr/>		
21 Total Low/Mod Credit (Sum, Lines 17-20)		15,304,723.62
<hr/>		
Sum of Line #17 to Line #20.		
<hr/>		
22 Percent Low/Mod Credit (Line 21/Line 11)		100.00%
<hr/>		
Calculation of Line #21 divided by Line #11.		
<hr/>		

Part IV: Low/Mod Benefit For Multi-Year Certifications

City of Dallas certifies LM benefit on an annual basis, not a multi-year basis; therefore, Line #23 to Line #26 are not applicable to City of Dallas.

23 Program Year (PY) Covered in Certifications		
<hr/>		
Cumulative Net Expenditures Subject To Low/Mod Benefit		
24 Calculation		0.00
<hr/>		
25 Cumulative Expenditures Benefiting Low/Mod Persons		0.00
<hr/>		
26 Percent Benefit to Low/Mod Persons (Line 25 / Line 24)		0.00%
<hr/>		

Part V: Public Service (PS) CAP Calculations

27 Disbursed in IDIS for Public Services		2,701,325.86
<hr/>		
IDIS generated number.		
<hr/>		
28 PS Unliquidated Obligations at End of Current Program Year		0.00
<hr/>		
IDIS generated number.		
<hr/>		
29 PS Unliquidated Obligations at End of Previous Program Year		167,275.29
<hr/>		
Amount of encumbered funds at the end of the previous program year.		
Amount taken from FY2010-11 CAPER PS cap calculation attachment.		
<hr/>		
30 Adjustments to Compute Total PS Obligations		44,590.18
<hr/>		
Amount of funds expended for Public Service activities according to City's accounting system	2,701,325.86	
Public Service expenditures according to IDIS Line #27.	(2,701,325.86)	
Current year unliquidated obligations per City's accounting system.	44,590.18	
Amount of adjustment required	44,590.18	
<hr/>		
31 Total PS Obligations (Line 27 + Line 28 - Line 29 + Line 30)		2,578,640.75
<hr/>		
Sum of Line #27, #28, & #30 minus Line 29.		
<hr/>		
32 Entitlement Grant		16,270,526.00
<hr/>		
Same as Line #2.		
<hr/>		
33 Prior Year Program Income		884,335.39
<hr/>		
IDIS generated number.		
<hr/>		
34 Adjustment to Compute Total Subject to PS CAP		172,139.17
<hr/>		
Amount of program income recorded in prior year CAPER PS cap calculation. Amount taken from FY2011-12 CAPER PS cap calculation attachment.		
FY2010-11 Sub-recipient program income	596,806.52	
FY2010-11 City retained program income	459,668.04	
FY2010-11 Section 108 program income	0.00	
Total prior year program income	1,056,474.56	
<hr/>		
Less amount generated per IDIS on Line #33.	(884,335.39)	
Amount of adjustment required	172,139.17	
<hr/>		
35 Total Subject to PS Cap (Sum, Lines 32-34)		17,327,000.56
<hr/>		
Sum of Line #32 to Line #34.		
<hr/>		
36 Percent Funds Obligated for PS Activites (Line 31/Line 35)		14.88%
<hr/>		
Line #31 divided by Line #35.		

Part VI: Planning And Administration (PA) CAP

37 Disbursed in IDIS for Planning/Administration	2,888,324.59
<u>IDIS generated number.</u>	
38 PA Unliquidated Obligations at End of Current Program Year	0.00
<u>IDIS generated number.</u>	
39 PA Unliquidated Obligations at End of Previous Program Year	35,274.54
Amount of encumbered funds at the end of the previous program year.	
Amount taken from FY2010-11 CAPER PA cap calculation attachment.	
40 Adjustment to Compute Total PA Obligations	41,589.15
Amount of funds expended for Planning/Administration according to	
City's accounting system	2,888,324.59
Planning/Administration expenditures according to IDIS line # 37	(2,888,324.59)
Current year unliquidated obligations per City's accounting system	41,589.15
Amount of adjustment required	41,589.15
41 Total PA Obligations (Line 37+ Line 38 - Line 39 + Line 40)	2,894,639.20
Sum of Line #37, #38, & #40 minus Line 39.	
42 Entitlement Grant	16,270,526.00
Same as Line #2.	
43 Current Year Program Income	900,714.75
IDIS generated number.	
44 Adjustment to Compute Total Subject to PA CAP	(53,798.93)
Same adjustment for current year program income as required and	
documented in Line #7 above.	
45 Total Subject to PA CAP (Sum, Lines 42 - 44)	17,117,441.82
Sum of Line #42 to Line #44.	
46 Percent Funds Obligated for PA Activities (Line 41/Line 45)	16.91%
Calculation of Line #41 divided by Line #45.	

City of Dallas

PY 2011 CAPER Adjustments

5. Current Year Program Income

City Retained PI collected and receipted in IDIS in FY2011-12	300,783.36
Section 108 In-town PI collected and receipted in IDIS during FY2011-12	0.00
SDDC PI from FY 2010-11 and FY 2011-12 receipted in IDIS in FY2011-12	<u>599,931.39</u>
Total PI Received	900,714.75

7. Adjustment to Total Program Income Available

City retained PI collected in FY2010-11, reported in FY 2010-11 CAPER, receipted in IDIS after October 1, 2011	(104,605.91)
City retained PI collected in FY2010-11, receipted in IDIS after October 1, 2011	99,957.26
SDDC retained PI collected in FY2010-11, reported in FY 2010-11 CAPER, receipted in IDIS after October 1, 2011	(179,997.71)
SDDC retained PI collected FY2011-12, receipted in IDIS after October 1, 2012	130,847.43
Adjustment to reconcile variance in FY11-12 LOCC Reconciliation. Variance due to rounding of dollar amounts	<u>0.00</u>
Total Adjustment to Program Income Available	(53,798.93)

10. Adjustment to Compute Total Amount Subject to Low/Mod Benefit

Financial Status Report according to City' accounting system (see attached FSR)	17,538,485.55
Expenses for Activities #10811 and #10370 include Retainage. This was shown as an expense in reports PY 10 and not drawn. PY 11 it was shown as a reduction in expenses in reports which offset the expense. The 2 net each other out	6,134.01
Expenses for FY2010-11 that occurred during 13th accounting period (after the 12th period close reflected in FSR) and were not included in FY2010-11 CAPER. Draws for expenses were made after October 1, 2011.	195,038.88
Less amount expended for Planning/Administration according to City's accounting system.	(2,888,324.59)
Less amount expended for Section 108 Repayments according to City's accounting system.	0.00
Plus FY11-12 expenditures by sub-recipient (SDDC) that are not reflected in the City's accounting system	<u>453,389.77</u>
Amount subject to L/M Benefit	15,304,723.62
Disbursements Other than Section 108 Repayments and Planning/Administration per IDIS.	<u>15,304,723.62</u>
Adjustment to Compute Total Amount Subject to Low/Mod Benefit	0.00

City of Dallas

**PY 2011 CAPER
Adjustments, cont.**

<u>14. Adjustment to Compute Total Expenditures</u>	
City's accounting system amount expended for Planning/Administration.	2,888,324.59
Less IDIS generated amount expended for Planning/Administration.	<u>(2,888,324.59)</u>
Amount understated by IDIS for Planning/Administration	0.00
City's accounting system amount expended for Section 108 Repayments.	0.00
Less IDIS generated amount expended for Section 108 Repayments.	<u>0.00</u>
Amount understated by IDIS for Section 108 Repayments	0.00
Adjustment to Compute Total Expenditures	0.00
<u>20. Adjustment to Compute Total Low/Mod Credit</u>	
Amount Subject to Low/Mod Benefit (Line #11 Financial Summary).	15,304,723.62
Less: all activities reported in CAPER have a national objective of LMA/LMC/LMJ therefore this section is not applicable	0.00
Less amount expended for Low/Mod Multi-Unit Housing per City's accounting system (Line #18 Financial Summary)	0.00
Less amount per IDIS (Line #19 Financial Summary)	<u>(15,304,723.62)</u>
Adjustment to Compute Total Low/Mod Credit	0.00
<u>30. Adjustment to Compute Total PS Obligations</u>	
Amount of funds expended for Public Service activities according to City's accounting system	2,701,325.86
Less amount for PS expenditures per IDIS (Line #27 Financial Summary)	(2,701,325.86)
Current year unliquidated obligations per City's accounting system.	<u>44,590.18</u>
Adjustment to Compute Total PS Obligations	44,590.18

City of Dallas

**PY 2011 CAPER
Adjustments, cont.**

34. <u>Adjustment to Compute Total Subject to PS Cap</u>	
FY 2010-11 Sub-recipient program income	596,806.52
FY 2010-11 City retained program income	459,668.04
FY 2010-11 Section 108 program income	<u>0.00</u>
Total prior year program income	1,056,474.56
Less amount generated per IDIS (Line #33 Financial Summary)	<u>(884,335.39)</u>
Adjustment to Compute Total Subject to PS Cap	172,139.17
40. <u>Adjustment to Compute Total PA Obligations</u>	
City's accounting system amount expended for Planning/Administration.	2,888,324.59
Less amount for PA expenditures per IDIS (Line #37 Financial Summary)	(2,888,324.59)
Current year unliquidated obligations per City's accounting system.	<u>41,589.15</u>
Adjustment to Compute Total PA Obligations	41,589.15
44. <u>Adjustment to Compute Total Subject to PA Cap</u>	
Current year program income adjustment (Line #7 Financial Summary)	<u>(53,798.93)</u>
Adjustment to Compute Total Subject to PA Cap	(53,798.93)

**City of Dallas
LOCCS Reconciliation - PY 2011**

Unexpended CDBG Funds (from line 16)		14,589,163.44
LOC Balance as of 9/30/12		
CDBG Entitlement	16,583,089.85	
LOC Balance	16,583,089.85	16,583,089.85
Plus: Cash on Hand		
City CDBG Program Income as of 9/30/12 - Cash with Treasury (city) for CDBG program income funds (excludes negative balance for CD project funds since negative cash balance should be reflective of cash due to the funds for project expenses that occurred prior to 10/1/12)	99,957.26	
Revolving Fund Cash Balance - Income received by SDDC and shown in IDIS balance on 9/30/12, but not included in LOC balance	477,377.18	
Total Cash on Hand		577,334.44
Less: Liabilities		
Draws made after 9/30/12 marked as prior year draws for expenses reported in the FY2011-12 CAPER*	(2,571,260.55)	
Total Liabilities		(2,571,260.55)
LOC + Cash on Hand - Liabilities		14,589,163.74
Adjusted (LOC + Cash on Hand - Liabilities)		14,589,163.74
Unreconcilable Variance in FY 2011-12 CAPER		(0.30)

City of Dallas Unprogrammed Funds Calculation - PY 2011

Amount of funds available during the reporting period		32,782,211.65
From Line #8 of CAPER		
Income expected but not yet realized		0.00
Program Income budgeted to receive during FY2011-12	(235,000.00)	
Program Income actually received during FY2011-12	296,134.71	
Section 108 transfer from General Fund not required therefore not realized	0.00	
Variance - Reported in CAPER and included in Line #8 as shown above	61,134.71	
Sub-total		32,782,211.65
Less total budgeted amount		32,170,295.83
FY2011-12 Adopted CDBG Budget	18,825,037.00	
Less: Reprogrammed funds adopted with FY2011-12 Budget and RL projected PI	(2,319,511.00)	
Prior Year Unspent Funds (FY2010-11 & Prior) - from Line #1 of CAPER	15,664,769.83	
Total	32,170,295.83	
Unprogrammed balance		611,915.82

Any funds that are currently "unprogrammed" will be included in future budget processes including citizen input, Community Development Commission input and adoption by the City Council for a specified purpose.

This page intentionally left blank.

3d) FINANCIAL STATUS REPORT

This page intentionally left blank.

**2011 CAPER, CITY OF DALLAS
COMMUNITY DEVELOPMENT BLOCK GRANT SPENDING DETAIL
DETAILED BY HUD'S ACTIVITY/CITY'S ACCOUNT**

City of Dallas				HUD		1	2	3	4	5	6	
#	Dept	Fund	Unit	Activity No.	Matrix Code	Project Activity	Budget	September 2011 13th Period Expenses	Fiscal YTD Expenditures	ITD Expenditures	Obligated / Under Contract	Unobligated / Not Under Contract
City Attorney												
1	ATT	CD10	401C	10945	05H	South Dallas/Fair Park Community Court	\$277,740	\$0	\$610	\$277,740	\$0	\$0
2	ATT	CD11	702D	11206	05C	South Dallas/Fair Park Community Court	\$294,653	\$0	\$293,525	\$293,525	\$838	\$290
3	ATT	CD10	402C	10946	05H	South Oak Cliff Community Court	\$49,961	\$0	\$2,304	\$49,961	\$0	\$0
4	ATT	CD11	703D	11207	05C	South Oak Cliff Community Court	\$280,443	\$0	\$266,916	\$266,916	\$1,224	\$12,304
5	ATT	11R1	759D	11431	05C	West Dallas Community Court	\$150,000	\$0	\$111,062	\$111,062	\$593	\$38,345
6	ATT	CD10	403C	10947	05H	West Dallas Community Court	\$153,764	\$0	\$236	\$153,764	\$0	\$0
7	ATT	CD11	758D	11255	05C	West Dallas Community Court	\$80,000	\$0	\$78,535	\$78,535	\$760	\$705
Total City Attorney							\$1,286,561	\$0	\$753,187	\$1,231,502	\$3,415	\$51,643
City Auditor												
8	AUD	CD10	404C	10973	21A	Contract Compliance Monitoring	\$597,749	\$0	\$1,923	\$597,749	\$0	\$0
Total City Auditor							\$597,749	\$0	\$1,923	\$597,749	\$0	\$0
Code Compliance												
9	CCS	CD10	406C	10967	15	Code Community Prosecution Program	\$254,645	\$0	\$1,740	\$254,645	\$0	\$0
10	CCS	CD11	704D	11232	15	Dedicated SAFE II Expansion Code Inspection-Code	\$96,000	\$0	\$96,000	\$96,000	\$0	\$0
11	CCS	CD10	407C	10966	15	Neighborhood Investment Program	\$393,305	\$0	(\$87)	\$393,305	\$0	\$0
12	CCS	CD11	705D	11235	15	Neighborhood Investment Program	\$484,518	\$0	\$476,873	\$476,873	\$7,645	\$0
Total Code Compliance							\$1,228,468	\$0	\$574,526	\$1,220,824	\$7,645	\$0
Dallas Fire Department												
13	DFD	CD10	410C	10964	15	Dedicated SAFE II Expansion Code Inspection-DFD	\$79,244	\$0	\$0	\$79,244	\$0	\$0
14	DFD	CD11	706D	11233	15	Dedicated SAFE II Expansion Code Inspection-DFD	\$70,538	\$0	\$70,538	\$70,538	\$0	\$0
Total Dallas Fire Department							\$149,782	\$0	\$70,538	\$149,782	\$0	\$0
Dallas Police Dept												
15	DPD	CD10	437C	10893	05A	City Crisis Assistance	\$241,978	\$0	\$1,355	\$241,978	\$0	\$0
16	DPD	CD11	708D	11200	05A	City Crisis Assistance	\$230,000	\$0	\$193,939	\$193,939	\$0	\$36,061
17	DPD	CD09	610B	10368	15	Dedicated SAFE II Expansion Code Inspection-DPD	\$104,602	\$0	\$0	\$104,602	\$0	\$0
18	DPD	CD10	411C	10965	15	Dedicated SAFE II Expansion Code Inspection-DPD	\$90,417	\$577	\$1,890	\$90,417	\$0	\$0
19	DPD	CD11	707D	11234	15	Dedicated SAFE II Expansion Code Inspection-DPD	\$74,657	\$0	\$65,051	\$65,051	\$195	\$9,411
Total Dallas Police Dept							\$741,654	\$57	\$262,235	\$695,987	\$195	\$45,472

**2011 CAPER, CITY OF DALLAS
COMMUNITY DEVELOPMENT BLOCK GRANT SPENDING DETAIL
DETAILED BY HUD'S ACTIVITY/CITY'S ACCOUNT**

City of Dallas				HUD		1	2	3	4	5	6 (1-4-5=6)	
#	Dept	Fund	Unit	Activity No.	Matrix Code	Project Activity	Budget	September 2011 13th Period Expenses	Fiscal YTD Expenditures	ITD Expenditures	Obligated / Under Contract	Unobligated / Not Under Contract
Environmental & Health Service												
20	EHS	0CD6	5877	2804	03M	E's Haven Academy Renovation and Expansion	\$49,529	\$0	\$5,480	\$49,529	\$0	\$0
21	EHS	0CD7	0842	3065	03M	E's Haven Academy Renovation and Expansion	\$100,000	\$0	\$9,217	\$82,869	\$17,131	\$0
Total Environmental & Health Service							\$149,529	\$0	\$14,697	\$132,397	\$17,131	\$0

**2011 CAPER, CITY OF DALLAS
COMMUNITY DEVELOPMENT BLOCK GRANT SPENDING DETAIL
DETAILED BY HUD'S ACTIVITY/CITY'S ACCOUNT**

City of Dallas				HUD			1	2	3	4	5	6
#	Dept	Fund	Unit	Activity No.	Matrix Code	Project Activity	Budget	September 2011 13th Period Expenses	Fiscal YTD Expenditures	ITD Expenditures	Obligated / Under Contract	Unobligated / Not Under Contract
Housing/Community Services												
22	HOU	CD10	433C	10892	05F	Adolescent Substance Abuse-Inpatient	\$65,000	\$0	\$0	\$64,680	\$0	\$320
23	HOU	09R1	631B	10721	08	Bexar Street Mixed-Used Project	\$475,800	\$0	\$0	\$257,580	\$0	\$218,220
24	HOU	03R2	481C	6189	18C	Business Development Program	\$350,000	\$0	\$204,181	\$253,500	\$96,500	\$0
25	HOU	0R04	482C	7018	18A	Business Development Program	\$317,351	\$0	\$218,695	\$218,695	\$8,624	\$90,032
26	HOU	0R00	483C	11244	18B	Business Incentive Program	\$180,813	\$0	\$18,000	\$18,000	\$6,000	\$156,813
27	HOU	CD09	623B	0	05L	Child Care Services Programs	\$216,046	\$0	\$0	\$216,046	\$0	\$0
28	HOU	CD11	723D	0	05L	Child Care Services Programs	\$220,071	\$0	\$210,789	\$210,789	\$9,282	\$0
29	HOU	CD10	435C	10889	05L	City Child Care Services	\$326,514	\$1,292	\$9,882	\$326,514	\$0	\$0
30	HOU	CD11	724D	11197	05L	City Child Care Services	\$276,514	\$0	\$273,995	\$273,995	\$2,502	\$17
31	HOU	CD10	438C	10894	05A	City Office of Senior Affairs	\$159,585	\$366	\$3,268	\$159,585	\$0	\$0
32	HOU	CD11	725D	11201	05A	City Office of Senior Affairs	\$160,000	\$0	\$156,944	\$156,944	\$0	\$3,056
33	HOU	CD11	726D	11199	05A	Clinical Dental Care Program	\$100,000	\$0	\$100,000	\$100,000	\$0	\$0
34	HOU	CD10	491C	11564	14H	Community Based Development Corporation	\$200,000	\$0	\$39,922	\$39,922	\$0	\$160,078
35	HOU	CD09	648B	10532	12	Community Based Development Organization (CBDO)	\$700,000	\$0	\$275,518	\$567,597	\$132,403	\$0
36	HOU	CD10	430C	10955	12	Community Based Development Organization (CBDO)	\$500,000	\$0	\$0	\$0	\$0	\$500,000
37	HOU	CD11	720D	11226	12	Community Based Development Organization (CBDO)	\$300,000	\$0	\$0	\$0	\$0	\$300,000
38	HOU	CD09	625B	10398	05A	Geriatric Health Services	\$116,760	\$0	\$0	\$116,760	\$0	\$0
39	HOU	CD10	436C	10984	05A	Geriatric Health Services	\$129,677	\$0	\$75,758	\$118,028	\$0	\$11,649
40	HOU	CD10	424C	10956	14H	Housing Assistance Support	\$1,720,412	\$3,100	\$60,265	\$1,718,482	\$0	\$1,930
41	HOU	CD11	714D	11227	14H	Housing Assistance Support	\$1,721,943	\$0	\$1,703,961	\$1,703,961	\$8,543	\$9,439
42	HOU	CD08	299A	9874	14H	Housing Development Support	\$1,011,762	\$0	\$0	\$1,011,762	\$0	\$0
43	HOU	CD10	425C	10953	14H	Housing Development Support	\$1,058,540	(\$1,177)	\$99,636	\$1,058,540	\$0	\$0
44	HOU	CD11	715D	11209	14H	Housing Development Support	\$1,058,540	\$0	\$930,805	\$930,805	\$59,860	\$67,875
45	HOU	CD10	426C	10975	21A	Housing Management Support (P/PO)	\$815,542	\$0	\$8,658	\$815,542	\$0	\$0
46	HOU	CD11	716D	11252	21A	Housing Management Support (P/PO)	\$785,099	\$0	\$775,478	\$775,478	\$4,702	\$4,920
47	HOU	06R2	8675	9600	13	Housing Services Program	\$100,000	\$0	\$0	\$99,147	\$0	\$853
48	HOU	CD08	303A	9876	13	Housing Services Program	\$100,000	\$0	\$10,937	\$95,415	\$3,684	\$901
49	HOU	CD09	646B	10381	13	Housing Services Program	\$100,000	\$0	\$26,462	\$92,486	\$4,836	\$2,677
50	HOU	CD11	713D	11211	14H	Housing Services Program	\$2,363	\$0	\$0	\$0	\$0	\$2,363
51	HOU	CD11	819D	11567	13	Housing Services Program - CWCDC	\$7,500	\$0	\$0	\$0	\$0	\$7,500
52	HOU	CD11	818D	11566	13	Housing Services Program - EDCO	\$18,495	\$0	\$0	\$0	\$0	\$18,495

**2011 CAPER, CITY OF DALLAS
COMMUNITY DEVELOPMENT BLOCK GRANT SPENDING DETAIL
DETAILED BY HUD'S ACTIVITY/CITY'S ACCOUNT**

City of Dallas				HUD		1	2	3	4	5	6 (1-4-5=6)	
#	Dept	Fund	Unit	Activity No.	Matrix Code	Project Activity	Budget	September 2011 13th Period Expenses	Fiscal YTD Expenditures	ITD Expenditures	Obligated / Under Contract	Unobligated / Not Under Contract
Housing/Community Services												
53	HOU	CD11	820D	11568	13	Housing Services Program - SDFP/ICDC	\$9,642	\$0	\$0	\$0	\$0	\$9,642
54	HOU	CD11	817D	11565	13	Housing Services Program - SFCDC	\$12,000	\$0	\$6,592	\$6,592	\$1,845	\$3,562
55	HOU	CD10	441C	10974	21A	Housing/Community Services-Contract Monitoring (P/PO)	\$733,088	\$31,320	\$15,568	\$733,088	\$0	\$0
56	HOU	CD11	728D	11251	21A	Housing/Community Services-Contract Monitoring (P/PO)	\$554,971	\$0	\$460,397	\$460,397	\$307	\$94,267
57	HOU	11RP	916E	11496	14A	Major Systems Repair Program	\$300,000	\$0	\$0	\$0	\$0	\$300,000
58	HOU	CD07	2895	9360	14A	Major Systems Repair Program	\$1,230,716	\$0	\$4,555	\$1,230,716	\$0	\$0
59	HOU	CD08	302A	9879	14A	Major Systems Repair Program	\$1,229,500	\$0	\$20,484	\$1,229,500	\$0	\$0
60	HOU	CD09	645B	10365	14A	Major Systems Repair Program	\$1,498,372	\$0	\$18,942	\$1,496,822	\$0	\$1,550
61	HOU	CD10	428C	10957	14A	Major Systems Repair Program	\$1,501,500	\$5,883	\$388,427	\$1,468,825	\$18,773	\$13,903
62	HOU	CD11	718D	11228	14A	Major Systems Repair Program	\$2,104,848	\$0	\$1,295,750	\$1,295,750	\$445,927	\$363,171
63	HOU	11R1	760D	11430	13	Mortgage Assistance Program	\$1,000,000	\$0	\$711,157	\$711,157	\$288,843	\$0
64	HOU	11RP	917E	11497	13	Mortgage Assistance Program	\$535,137	\$0	\$0	\$0	\$0	\$535,137
65	HOU	CD10	427C	11023	13	Mortgage Assistance Program	\$1,585,707	\$0	\$426,963	\$1,585,707	\$0	\$0
66	HOU	CD11	717D	11210	13	Mortgage Assistance Program	\$1,342,473	\$0	\$1,342,473	\$1,342,473	\$0	\$0
67	HOU	CD11	808D	11375	03	NEP-Bexar Street	\$25,000	\$0	\$25,000	\$25,000	\$0	\$0
68	HOU	CD10	485C	11289	03	NEP-Bexar Street Phase I	\$44,220	\$0	\$29,139	\$29,139	\$2,630	\$12,451
69	HOU	CD10	486C	11288	03	NEP-Bexar Street Phase I	\$25,000	\$0	\$19,724	\$19,724	\$0	\$5,276
70	HOU	CD11	806D	11296	03	NEP-Dolphin Heights Improvements	\$25,000	\$0	\$9,845	\$9,845	\$0	\$15,155
71	HOU	CD10	489C	11291	03	NEP-Ideal Rochester Improvements	\$15,966	\$0	\$0	\$0	\$0	\$15,966
72	HOU	CD10	488C	11290	03	NEP-Jubilee/Frazier Improvements	\$15,967	\$0	\$0	\$0	\$0	\$15,967
73	HOU	06R2	8674	9599	03K	NEP-Neighborhood Enhancement Program	\$180,000	\$0	\$15,656	\$180,000	\$0	\$0
74	HOU	CD08	306A	9852	03	NEP-Neighborhood Enhancement Program	\$250,000	\$0	\$40,233	\$156,185	\$35,707	\$58,108
75	HOU	CD09	647B	10370	03	NEP-Neighborhood Enhancement Program	\$280,000	\$0	\$2,640	\$127,836	\$112,780	\$39,384
76	HOU	CD10	429C	10970	03	NEP-Neighborhood Enhancement Program	\$34,737	\$10,063	(\$10,063)	\$34,737	\$0	\$0
77	HOU	CD10	490C	11292	03	NEP-West Dallas Improvements	\$14,111	\$0	\$0	\$0	\$14,111	\$0
78	HOU	CD11	809D	11294	03	NIP-Bexar Street Phase I	\$200,000	\$0	\$0	\$0	\$0	\$200,000
79	HOU	CD10	487C	11284	03	NIP-Ideal/Rochester Park Street Improvements	\$264,924	\$0	\$816	\$816	\$0	\$264,108
80	HOU	06R2	8676	9771	03K	NIP-Neighborhood Investment Program-Infrastructure	\$925,000	\$0	\$178,060	\$661,817	\$101,954	\$161,230
81	HOU	08RP	682B	10397	03	NIP-Neighborhood Investment Program-Infrastructure	\$1,494,154	\$1,904	\$145,637	\$1,123,912	\$121,391	\$248,852
82	HOU	CD08	307A	9856	03	NIP-Neighborhood Investment Program-Infrastructure	\$678,971	\$30,691	\$21,155	\$602,621	\$55,853	\$20,497
83	HOU	CD09	650B	10516	03	NIP-Neighborhood Investment Program-Infrastructure	\$210,217	\$25,38	\$19,485	\$112,695	\$97,522	\$0

**2011 CAPER, CITY OF DALLAS
COMMUNITY DEVELOPMENT BLOCK GRANT SPENDING DETAIL
DETAILED BY HUD'S ACTIVITY/CITY'S ACCOUNT**

City of Dallas				HUD		1	2	3	4	5	6	
#	Dept	Fund	Unit	Activity No.	Matrix Code	Project Activity	Budget	September 2011 13th Period Expenses	Fiscal YTD Expenditures	ITD Expenditures	Obligated / Under Contract	Unobligated / Not Under Contract
Housing/Community Services												
84	HOU	03R3	2574	6209	03	NIP-Neighborhood Investment Program-Public Improvement	\$1,639,187	\$0	\$0	\$1,637,455	\$0	\$1,732
85	HOU	CD04	2657	7022	03	NIP-Neighborhood Investment Program-Public Improvement	\$2,804,225	\$0	\$0	\$2,801,870	\$0	\$2,355
86	HOU	CD05	4371	7774	03	NIP-Neighborhood Investment Program-Public Improvement	\$1,500,000	\$0	\$0	\$1,499,370	\$0	\$630
87	HOU	CD06	3963	8501	03	NIP-Neighborhood Investment Program-Public Improvement	\$1,000,000	\$0	\$0	\$999,182	\$0	\$818
88	HOU	09RP	400C	10811	03	NIP-Neighborhood Investment Program-Reprogram	\$1,000,000	\$0	\$20,766	\$739,662	\$41,152	\$219,187
89	HOU	10RP	807D	11286	03	NIP-North Oak Cliff Improvements	\$1,500,000	\$0	\$66,768	\$66,768	\$18,340	\$1,414,892
90	HOU	10RP	804D	11287	03	NIP-Spring Avenue Infrastructure	\$219,511	\$0	\$0	\$0	\$0	\$219,511
91	HOU	CD10	484C	11285	03	NIP-Spring Avenue Infrastructure	\$1,500,000	\$0	\$0	\$0	\$0	\$1,500,000
92	HOU	CD11	805D	11293	03	NIP-Spring Avenue Infrastructure	\$334,216	\$0	\$0	\$0	\$0	\$334,216
93	HOU	CD10	440C	10899	05	Offender Re-entry Program	\$130,054	\$0	\$58,360	\$130,041	\$0	\$13
94	HOU	CD11	727D	11205	05	Offender Re-entry Program	\$110,000	\$0	\$98,511	\$98,511	\$6,582	\$4,906
95	HOU	CD09	649B	10367	14A	People Helping People- Volunteer Home Repair	\$581,800	\$0	\$9,786	\$581,800	\$0	\$0
96	HOU	CD10	431C	10960	14A	People Helping People- Volunteer Home Repair	\$1,242,127	\$32,435	\$241,349	\$972,205	\$94,329	\$175,593
97	HOU	CD11	721D	11231	14A	People Helping People- Volunteer Home Repair	\$1,242,127	\$0	\$771,334	\$771,334	\$17,483	\$453,311
98	HOU	CD11	731D	11247	03E	Public Improvement for Non-Profits	\$85,000	\$0	\$0	\$0	\$0	\$85,000
99	HOU	07RP	305A	9883	14A	Reconstruction/SHARE Program	\$1,314,334	\$0	\$135,843	\$1,314,334	\$0	\$0
100	HOU	08R3	378A	10175	14A	Reconstruction/SHARE Program	\$335,554	\$0	\$4,399	\$327,844	\$0	\$7,710
101	HOU	09R1	653B	10713	14A	Reconstruction/SHARE Program	\$1,474,200	\$0	\$226,469	\$1,378,119	\$93,400	\$2,681
102	HOU	CD07	2894	9359	14A	Reconstruction/SHARE Program	\$3,279,028	\$0	\$76,615	\$3,279,028	\$0	\$0
103	HOU	CD08	304A	9882	14A	Reconstruction/SHARE Program	\$2,281,740	\$0	\$265,531	\$2,195,597	\$86,143	\$0
104	HOU	CD05	4363	7730	01	Residential Development Acquisition Loan Program	\$890,465	\$0	\$0	\$890,465	\$0	\$0
105	HOU	CD06	3955	8495	01	Residential Development Acquisition Loan Program	\$350,000	\$0	\$0	\$350,000	\$0	\$0
106	HOU	CD08	297A	9877	01	Residential Development Acquisition Loan Program	\$575,329	\$0	\$0	\$575,329	\$0	\$0
107	HOU	CD09	639B	10514	01	Residential Development Acquisition Loan Program	\$701,231	\$0	\$0	\$701,231	\$0	\$0
108	HOU	CD10	423C	10954	01	Residential Development Acquisition Loan Program	\$478,509	\$0	\$0	\$0	\$5,000	\$473,509
109	HOU	CD11	712D	11225	01	Residential Development Acquisition Loan Program	\$750,000	\$0	\$0	\$0	\$0	\$750,000
110	HOU	11RP	918E	11498	01	Residential Development Acquisition Loan Program	\$500,000	\$0	\$0	\$0	\$0	\$500,000
111	HOU	CD10	492C	11638	01	Residential Development Acquisition Program-Grand Ave	\$439,464	\$0	\$439,464	\$439,464	\$0	\$0
112	HOU	CD09	633B	0	05A	Senior Services Program	\$84,375	\$0	\$0	\$84,375	\$0	\$0
113	HOU	CD10	443C	0	05A	Senior Services Program	\$85,000	\$0	\$0	\$82,550	\$2,450	\$0
114	HOU	CD11	729D	0	05A	Senior Services Program	\$85,000	\$0	\$77,736	\$77,736	\$7,264	\$0

**2011 CAPER, CITY OF DALLAS
COMMUNITY DEVELOPMENT BLOCK GRANT SPENDING DETAIL
DETAILED BY HUD'S ACTIVITY/CITY'S ACCOUNT**

City of Dallas				HUD		1	2	3	4	5	6 (1-4-5=6)	
#	Dept	Fund	Unit	Activity No.	Matrix Code	Project Activity	Budget	September 2011 13th Period Expenses	Fiscal YTD Expenditures	ITD Expenditures	Obligated / Under Contract	Unobligated / Not Under Contract
Housing/Community Services												
115	HOU	CD09	638B	10394	14A	South Dallas/Fair Park - Major Systems Repair Program	\$100,000	\$0	\$62,160	\$86,760	\$3,048	\$10,191
116	HOU	CD10	422C	10958	14A	South Dallas/Fair Park - Major Systems Repair Program	\$100,000	\$0	\$10,401	\$10,401	\$12,736	\$76,863
117	HOU	CD11	711D	11229	14A	South Dallas/Fair Park - Major Systems Repair Program	\$50,000	\$0	\$0	\$0	\$0	\$50,000
118	HOU	06R1	4464	9015	17A	Southern Sector Housing & Economic Development	\$1,350,000	\$0	\$0	\$1,207,374	\$0	\$142,626
119	HOU	06R2	4468	9245	17A	Southern Sector Housing & Economic Development	\$1,138,732	\$0	\$1,333	\$1,118,044	\$34	\$20,654
120	HOU	CD11	730D	11208	05B	Training and Employment for Adults with Disabilities	\$25,000	\$0	\$25,000	\$25,000	\$0	\$0
121	HOU	CD10	446C	10951	05I	Women's Outreach Program	\$26,683	\$0	\$0	\$26,117	\$0	\$566
Total Housing/Community Services							\$62,918,439	\$141,265	\$12,983,612	\$50,513,572	\$2,022,539	\$10,382,328
Management Services												
122	MGT	CD10	448C	10971	21D	Fair Housing Enforcement	\$497,175	\$0	\$3,383	\$497,175	\$0	\$0
123	MGT	CD11	732D	11248	21D	Fair Housing Enforcement	\$375,784	\$0	\$370,292	\$370,292	\$0	\$5,492
Total Management Services							\$872,959	\$0	\$373,675	\$867,466	\$0	\$5,492
Office Of Cultural Affairs												
124	OCA	CD11	733D	11198	05D	Arts Education Program	\$21,000	\$0	\$21,000	\$21,000	\$0	\$0
Total Office Of Cultural Affairs							\$21,000	\$0	\$21,000	\$21,000	\$0	\$0

**2011 CAPER, CITY OF DALLAS
COMMUNITY DEVELOPMENT BLOCK GRANT SPENDING DETAIL
DETAILED BY HUD'S ACTIVITY/CITY'S ACCOUNT**

City of Dallas				HUD			1	2	3	4	5	6
#	Dept	Fund	Unit	Activity No.	Matrix Code	Project Activity	Budget	September 2011 13th Period Expenses	Fiscal YTD Expenditures	ITD Expenditures	Obligated / Under Contract	Unobligated / Not Under Contract
Office Of Economic Development												
125	ECO	CD11	796D	11236	18C	BAC#1 Greater Hispanic Chamber of Commerce	\$80,000	\$0	\$43,192	\$43,192	\$36,808	\$0
126	ECO	CD10	413C	10991	18C	BAC#1 Maple Ave Greater Dallas Hispanic Chamber	\$80,000	\$4,493	\$5,220	\$68,836	\$4,969	\$6,195
127	ECO	CD09	613B	10359	18C	BAC#2 Inncity Community Development Corporation	\$79,784	\$0	\$0	\$79,784	\$0	\$0
128	ECO	CD10	414C	10992	18C	BAC#2 Inncity Community Development Corporation	\$80,000	\$0	\$5,844	\$80,000	\$0	\$0
129	ECO	CD11	797D	11237	18C	BAC#2 Inncity Community Development Corporation	\$80,000	\$0	\$66,749	\$66,749	\$13,251	\$0
130	ECO	CD11	798D	11238	18C	BAC#3 Greater Hispanic Chamber of Commerce	\$80,000	\$0	\$61,182	\$61,182	\$18,818	\$0
131	ECO	CD10	415C	10993	18C	BAC#3 Singleton Blvd Greater Dallas Hispanic Chamber	\$80,000	\$5,265	\$6,066	\$67,572	\$6,880	\$5,549
132	ECO	CD11	799D	11239	18C	BAC#4 Greater Dallas Hispanic Chamber of Commerce	\$80,000	\$0	\$50,424	\$50,424	\$29,576	\$0
133	ECO	CD10	416C	10994	18C	BAC#4 Zang Blvd Greater Dallas Hispanic Chamber	\$80,000	\$6,802	\$6,542	\$68,962	\$11,038	\$0
134	ECO	CD11	800D	11240	18C	BAC#5 Business Assistance Center Inc.	\$80,000	\$0	\$71,229	\$71,229	\$8,771	\$0
135	ECO	CD09	617B	10372	18C	BAC#6 Greater Dallas Asian American Chamber of Commer	\$79,308	\$0	\$0	\$79,308	\$0	\$0
136	ECO	CD11	801D	11241	18C	BAC#6 Greater Dallas Asian American Chamber of Commer	\$80,000	\$0	\$66,407	\$66,407	\$13,593	\$0
137	ECO	CD10	419C	10997	18C	BAC#7 Hispanic Contractors	\$80,000	\$7,663	\$2,061	\$80,000	\$0	\$0
138	ECO	CD11	802D	11242	18C	BAC#7 Organization of Hispanic Contractors Association	\$80,000	\$0	\$50,362	\$50,362	\$29,638	\$0
139	ECO	CD11	803D	11243	18C	BAC#8 Greater Dallas American Indo Chamber of Commerc	\$80,000	\$0	\$28,387	\$28,387	\$51,613	\$0
140	ECO	CD10	420C	10998	18C	BAC#8 Indo-American Chamber of Commerce	\$80,000	\$24,767	\$10,991	\$79,631	\$0	\$369
141	ECO	CD10	421C	10977	21A	Economic Development Program Oversight (P/PO)	\$161,466	\$0	\$10,072	\$161,466	\$0	\$0
142	ECO	CD11	710D	11253	21A	Economic Development Program Oversight (P/PO)	\$283,986	\$0	\$188,890	\$188,890	\$0	\$95,096
143	ECO	08R3	346A	11436	03E	S Dallas Fair Park Area Bus Façade/Revitalization Prog	\$92,522	\$0	\$0	\$0	\$0	\$92,522
144	ECO	CD09	620B	10513	05	Small Business Development Training & Mentoring	\$39,597	\$0	\$0	\$39,597	\$0	\$0
Total Office Of Economic Development							\$1,856,663	\$48,991	\$673,619	\$1,431,979	\$224,954	\$199,730
Office of Financial Services												
145	BMS	CD10	451C	10972	21A	Citizen Participation/CDC Support/HUD Oversight	\$632,471	\$760	\$49,245	\$632,471	\$0	\$0
146	BMS	CD11	734D	11249	21A	Citizen Participation/CDC Support/HUD Oversight	\$806,437	\$0	\$680,078	\$680,078	\$35,208	\$91,150
147	BMS	CD10	500C	0	0	FY 10-11 Funds Reprogrammed	\$11,696	\$0	\$0	\$0	\$0	\$11,696
148	BMS	CD11	735D	11250	21A	Grant Compliance	\$412,931	\$0	\$210,614	\$210,614	\$0	\$202,317
Total Office of Financial Services							\$1,863,535	\$760	\$939,937	\$1,523,163	\$35,208	\$305,164

**2011 CAPER, CITY OF DALLAS
COMMUNITY DEVELOPMENT BLOCK GRANT SPENDING DETAIL
DETAILED BY HUD'S ACTIVITY/CITY'S ACCOUNT**

City of Dallas				HUD			1	2	3	4	5	6
#	Dept	Fund	Unit	Activity No.	Matrix Code	Project Activity	Budget	September 2011 13th Period Expenses	Fiscal YTD Expenditures	ITD Expenditures	Obligated / Under Contract	Unobligated / Not Under Contract
Park & Recreation												
149	PKR	CD10	452C	10962	05D	After-School/Summer Outreach Program - Elem School Site	\$458,940	\$865	\$27,285	\$458,940	\$0	\$0
150	PKR	CD11	736D	11188	05D	After-School/Summer Outreach Program - Elem School Site	\$459,341	\$0	\$450,059	\$450,059	\$8,213	\$1,069
151	PKR	CD10	453C	10963	05D	After-School/Summer Outreach Program -Community Cente	\$83,852	\$0	\$5,879	\$83,852	\$0	\$0
152	PKR	CD11	737D	11189	05D	After-School/Summer Outreach Program -Community Cente	\$157,539	\$0	\$152,575	\$152,575	\$4,882	\$82
153	PKR	CD00	CD53	4674	03F	Arcadia Park	\$138,887	\$0	\$0	\$138,887	\$0	\$0
154	PKR	CD09	681B	10351	03	Ferguson Park Trail Improvement	\$123,966	\$0	\$0	\$123,966	\$0	\$0
155	PKR	CD10	456C	10978	21A	Parks and Recreation Program Oversight (P/PO)	\$70,698	\$2,581	\$0	\$70,698	\$0	\$0
156	PKR	CD11	738D	11254	21A	Parks and Recreation Program Oversight (P/PO)	\$81,897	\$0	\$79,067	\$79,067	\$1,372	\$1,458
157	PKR	CD10	454C	10891	05D	Summer Youth Program	\$56,142	\$0	\$3,280	\$56,142	\$0	\$0
Total Park & Recreation							\$1,631,262	\$3,446	\$718,145	\$1,614,186	\$14,467	\$2,609
Public Works & Transportation												
158	PBW	CD09	657B	10371	03L	Neighborhood Street Improvement Petition Grant	\$65,000	\$0	\$21,527	\$65,000	\$0	\$0
159	PBW	CD10	457C	10969	03L	Neighborhood Street Improvement Petition Grant	\$50,000	\$0	\$34,914	\$34,914	\$0	\$15,086
160	PBW	08R3	376A	10113	03K	Sidewalk Improvement Program	\$115,549	\$0	\$44,116	\$115,549	\$0	\$0
Total Public Works & Transportation							\$230,549	\$0	\$100,557	\$215,463	\$0	\$15,086
Sustainable Development and Construction												
161	DEV	CD09	608B	10392	08	Relocation Assistance	\$319,287	\$0	\$0	\$119,287	\$0	\$200,000
162	DEV	CD10	409C	10952	08	Relocation Assistance	\$43,779	\$0	\$835	\$43,779	\$0	\$0
Total Sustainable Development and Constructi							\$363,065	\$0	\$835	\$163,065	\$0	\$200,000
Water Utilities												
163	DWU	CD11	709D	11230	14A	Minor Plumbing Repair/Replacement Program	\$50,000	\$0	\$50,000	\$50,000	\$0	\$0
Total Water Utilities							\$50,000	\$0	\$50,000	\$50,000	\$0	\$0
Total All Active CD Projects							\$73,961,215	\$195,039	\$17,538,486	\$60,428,135	\$2,325,554	\$11,207,525

Note: See Attachment A for details of Lines 27, 28, 112, 113, and 114

HUD SubRecipient Comparison Report

Attachment A

September 30, 2012

<i>Dept</i>	<i>HUD</i>	<i>Activity Name</i>	<i>HUD Funded</i>	<i>HUD Disbursed</i>	<i>HUD Difference</i>
Fund: CD09					
Unit: 623B FY 09-10 Child Care Services Program					
HOU	10453	Neighborhood Service Council	\$24,999.84	\$24,999.84	\$0.00
HOU	10454	Open Arms	\$40,865.00	\$40,865.00	\$0.00
HOU	10455	Park South YMCA	\$33,196.50	\$33,196.50	\$0.00
HOU	10456	Vogel Alcove	\$43,985.00	\$43,985.00	\$0.00
HOU	10515	Low Birth Weight Development Center	\$37,500.00	\$37,500.00	\$0.00
HOU	10452	Boys & Girls Club of Greater Dallas	\$35,500.00	\$35,500.00	\$0.00
Total Unit 623B			\$216,046.34	\$216,046.34	\$0.00
Unit: 633B FY 09-10 Senior Services Program					
HOU	10457	LaVoz Del Anciano	\$22,826.00	\$22,826.00	\$0.00
HOU	10458	Senior Citizens of Greater Dallas	\$40,333.00	\$40,333.00	\$0.00
HOU	10459	Calumet Community Center Inc.	\$21,216.00	\$21,216.00	\$0.00
Total Unit 633B			\$84,375.00	\$84,375.00	\$0.00
Fund: CD10					
Unit: 443C FY 10-11 Senior Services Program					
HOU	10897	Sr Svcs Pgm - Calumet Community Center	\$21,216.00	\$21,216.00	\$0.00
HOU	10896	Sr Svcs Pgm - Senior Citizens of Greater	\$40,332.99	\$40,332.99	\$0.00
HOU	10895	Sr Svcs Pgm - LaVoz del Anciano	\$21,001.00	\$21,001.00	\$0.00
Total Unit 443C			\$82,549.99	\$82,549.99	\$0.00
Fund: CD11					
Unit: 723D FY 11-12 Child Care Services Program					
HOU	11190	Child Care Services Program - Boys & Girl	\$37,500.00	\$33,631.05	\$3,868.95
HOU	11191	Child Care Services Program - Neighborhoo	\$27,650.00	\$24,315.90	\$3,334.10
HOU	11194	Child Care Services Program-Open Arms, In	\$41,000.00	\$41,000.00	\$0.00

<i>Dept</i>	<i>HUD</i>	<i>Activity Name</i>	<i>HUD Funded</i>	<i>HUD Disbursed</i>	<i>HUD Difference</i>
HOU	11195	Child Care Services Program - Vogel Alcov	\$43,850.00	\$43,850.00	\$0.00
HOU	11196	Child Care Services Program - YMCA of Met	\$50,000.00	\$50,000.00	\$0.00
HOU	11569	North Texas Junior Golf And Education	\$20,071.00	\$17,991.87	\$2,079.13
Total Unit 723D			\$220,071.00	\$210,788.82	\$9,282.18
 Unit: 729D FY 11-12 Senior Services Program					
HOU	11204	Senior Services Program - Urban League of	\$23,451.00	\$18,774.42	\$4,676.58
HOU	11202	Senior Services Program - Senior Citizens	\$40,333.00	\$40,333.00	\$0.00
HOU	11203	Senior Services Program - Calumet Communi	\$21,216.00	\$18,628.82	\$2,587.18
Total Unit 729D			\$85,000.00	\$77,736.24	\$7,263.76

3e) PUBLIC SERVICES CAP

This page intentionally left blank.

FY 2011-12 PUBLIC SERVICES CAP CALCULATION

FY 2011-12 Entitlement	15,881,694
Reallocated Funds	388,832
Adjusted Entitlement	16,270,526
Prior Year (10-11) Sub-Recipient Program Income	596,807
Prior Year (10-11) Actual Program Income	459,668
Total CD Funds Available	17,327,001
	X .15
15% Public Services Cap	2,599,050
FY 2011-12 Public Services Expenditures	2,701,326
FY 2011-12 Public Services Obligations	44,590
Sum of Expenditures & Obligations	2,745,916
Less: Prior Years Obligations	(167,275)
Net FY 2011-12 Public Services Expenditures and Obligations	2,578,641
15% Public Services Cap	2,599,050
FY 2011-12 Expenditures & Obligations	2,578,641
Over/(Under) Cap	(20,409)
Percent Funds Expended & Obligated for Public Services Activities	14.88%

**Financial Status Report
Public Services
September 30, 2012**

#	HUD Activity	Matrix Code	Fund	Unit	Project	1	2	3	4	5	6
						Multi-Year Appropriations	September 2011 13th Period Expenses	YTD Expenditures	ITD Expenditures	Obligated/ Under Contract	Unobligated/Not Under Contract (1-4-5=6)
1	10892	05F	CD10	433C	Adolescent Substance Abuse-Inpatient	\$65,000	\$0	\$0	\$64,680	\$0	\$320
2	10962	05D	CD10	452C	After-School/Summer Outreach Program -	\$458,940	\$865	\$27,285	\$458,940	\$0	\$0
3	11188	05D	CD11	736D	After-School/Summer Outreach Program -	\$459,341	\$0	\$450,059	\$450,059	\$8,213	\$1,069
4	10963	05D	CD10	453C	After-School/Summer Outreach Program -	\$83,852	\$0	\$5,879	\$83,852	\$0	\$0
5	11189	05D	CD11	737D	After-School/Summer Outreach Program -	\$157,539	\$0	\$152,575	\$152,575	\$4,882	\$82
6	11198	05D	CD11	733D	Arts Education Program	\$21,000	\$0	\$21,000	\$21,000	\$0	\$0
7	0	05L	CD11	723D	Child Care Services Programs	\$220,071	\$0	\$210,789	\$210,789	\$9,282	\$0
8	0	05L	CD09	623B	Child Care Services Programs	\$216,046	\$0	\$0	\$216,046	\$0	\$0
9	10889	05L	CD10	435C	City Child Care Services	\$326,514	\$1,292	\$9,882	\$326,514	\$0	\$0
10	11197	05L	CD11	724D	City Child Care Services	\$276,514	\$0	\$273,995	\$273,995	\$2,502	\$17
11	10893	05A	CD10	437C	City Crisis Assistance	\$241,978	\$0	\$1,355	\$241,978	\$0	\$0
12	11200	05A	CD11	708D	City Crisis Assistance	\$230,000	\$0	\$193,939	\$193,939	\$0	\$36,061
13	11201	05A	CD11	725D	City Office of Senior Affairs	\$160,000	\$0	\$156,944	\$156,944	\$0	\$3,056
14	10894	05A	CD10	438C	City Office of Senior Affairs	\$159,585	\$366	\$3,268	\$159,585	\$0	\$0
15	11199	05A	CD11	726D	Clinical Dental Care Program	\$100,000	\$0	\$100,000	\$100,000	\$0	\$0
16	10398	05A	CD09	625B	Geriatric Health Services	\$116,760	\$0	\$0	\$116,760	\$0	\$0
17	10984	05A	CD10	436C	Geriatric Health Services	\$129,677	\$0	\$75,758	\$118,028	\$0	\$11,649
18	10899	5	CD10	440C	Offender Re-entry Program	\$130,054	\$0	\$58,360	\$130,041	\$0	\$13
19	11205	05	CD11	727D	Offender Re-entry Program	\$110,000	\$0	\$98,511	\$98,511	\$6,582	\$4,906
20	0	05A	CD09	633B	Senior Services Program	\$84,375	\$0	\$0	\$84,375	\$0	\$0
21	0	05A	CD10	443C	Senior Services Program	\$85,000	\$0	\$0	\$82,550	\$2,450	\$0
22	0	05A	CD11	729D	Senior Services Program	\$85,000	\$0	\$77,736	\$77,736	\$7,264	\$0
23	10513	05	CD09	620B	Small Business Development Training & M	\$39,597	\$0	\$0	\$39,597	\$0	\$0
24	11206	05C	CD11	702D	South Dallas/Fair Park Community Court	\$294,653	\$0	\$293,525	\$293,525	\$838	\$290
25	10945	05H	CD10	401C	South Dallas/Fair Park Community Court	\$277,740	\$0	\$610	\$277,740	\$0	\$0
26	11207	05C	CD11	703D	South Oak Cliff Community Court	\$280,443	\$0	\$266,916	\$266,916	\$1,224	\$12,304
27	10946	05H	CD10	402C	South Oak Cliff Community Court	\$49,961	\$0	\$2,304	\$49,961	\$0	\$0
28	10891	05D	CD10	454C	Summer Youth Program	\$56,142	\$0	\$3,280	\$56,142	\$0	\$0
29	11208	05B	CD11	730D	Training and Employment for Adults with D	\$25,000	\$0	\$25,000	\$25,000	\$0	\$0
30	10947	05H	CD10	403C	West Dallas Community Court	\$153,764	\$0	\$236	\$153,764	\$0	\$0

**Financial Status Report
Public Services
September 30, 2012**

#	HUD Activity	Matrix Code	Fund	Unit	Project	1	2	3	4	5	6
						Multi-Year Appropriations	September 2011 13th Period Expenses	YTD Expenditures	ITD Expenditures	Obligated/ Under Contract	Unobligated/Not Under Contract (1-4-5=6)
31	11431	05C	11R1	759D	West Dallas Community Court	\$150,000	\$0	\$111,062	\$111,062	\$593	\$38,345
32	11255	05C	CD11	758D	West Dallas Community Court	\$80,000	\$0	\$78,535	\$78,535	\$760	\$705
33	10951	05I	CD10	446C	Women's Outreach Program	\$26,683	\$0	\$0	\$26,117	\$0	\$566
Total Public Services						\$5,351,228	\$2,523	\$2,698,802	\$5,197,254	\$44,590	\$109,384

Note: Fiscal YTD Expenditures include current year accruals (per City's accounting system)

This page intentionally left blank.

**3f) PLANNING AND PROGRAM
OVERSIGHT CAP**

This page intentionally left blank.

FY 2011-12 PLANNING & PROGRAM OVERSIGHT CAP

FY 2011-12 Entitlement	15,881,694
Reallocated Funds	388,832
Adjusted Entitlement	<u>16,270,526</u>
FY 2011-12 Sub-Recipient Program Income	550,781.11
FY 2011-12 Program Income	<u>296,135</u>
Total CD Funds Available	<u><u>17,117,442</u></u>
	X .20
20% Planning and Program Oversight Cap	3,423,488
FY 2011-12 Planning & Admin Expenditures	2,888,325
FY 2011-12 Planning & Admin Obligations	41,589
Sum of Expenditures & Obligations	<u>2,929,914</u>
Less: Prior Years Obligations	<u>(35,275)</u>
Net Planning & Admin Expenditures and Obligations	<u><u>2,894,639</u></u>
20% Planning & Program Oversight Cap	3,423,488
FY 2011-12 Expenditures & Obligations	<u>2,894,639</u>
Over/(Under) Cap	(528,849)
Percent Funds Expended & Obligated for Planning and Program Oversight	16.91%

**Financial Status Report
Fair Housing
September 30, 2012**

#	HUD Activity	Matrix Code	Fund	Unit	Project	1	2	3	4	5	6
						Multi-Year Appropriations	September 2011 13th Period Expenses	YTD Expenditures	ITD Expenditures	Obligated/ Under Contract	Unobligated/Not Under Contract (1-4-5=6)
1	11248	21D	CD11	732D	Fair Housing Enforcement	\$375,784	\$0	\$370,292	\$370,292	\$0	\$5,492
2	10971	21D	CD10	448C	Fair Housing Enforcement	\$497,175	\$0	\$3,383	\$497,175	\$0	\$0
Total Fair Housing						\$872,959	\$0	\$373,675	\$867,466	\$0	\$5,492

Note: Fiscal YTD Expenditures include current year accruals (per City's accounting system)

**Financial Status Report
Planning and Program Oversight
September 30, 2012**

#	HUD Activity	Matrix Code	Fund	Unit	Project	1	2	3	4	5	6
						Multi-Year Appropriations	September 2011 13th Period Expenses	YTD Expenditures	ITD Expenditures	Obligated/ Under Contract	Unobligated/Not Under Contract (1-4-5=6)
1	11249	21A	CD11	734D	Citizen Participation/CDC Support/HUD Ov	\$806,437	\$0	\$680,078	\$680,078	\$35,208	\$91,150
2	10972	21A	CD10	451C	Citizen Participation/CDC Support/HUD Ov	\$632,471	\$760	\$49,245	\$632,471	\$0	\$0
3	10973	21A	CD10	404C	Contract Compliance Monitoring	\$597,749	\$0	\$1,923	\$597,749	\$0	\$0
4	11253	21A	CD11	710D	Economic Development Program Oversight	\$283,986	\$0	\$188,890	\$188,890	\$0	\$95,096
5	10977	21A	CD10	421C	Economic Development Program Oversight	\$161,466	\$0	\$10,072	\$161,466	\$0	\$0
6	11250	21A	CD11	735D	Grant Compliance	\$412,931	\$0	\$210,614	\$210,614	\$0	\$202,317
7	11252	21A	CD11	716D	Housing Management Support (P/PO)	\$785,099	\$0	\$775,478	\$775,478	\$4,702	\$4,920
8	10975	21A	CD10	426C	Housing Management Support (P/PO)	\$815,542	\$0	\$8,658	\$815,542	\$0	\$0
9	11251	21A	CD11	728D	Housing/Community Services-Contract Mo	\$554,971	\$0	\$460,397	\$460,397	\$307	\$94,267
10	10974	21A	CD10	441C	Housing/Community Services-Contract Mo	\$733,088	\$31,320	\$15,568	\$733,088	\$0	\$0
11	11254	21A	CD11	738D	Parks and Recreation Program Oversight (\$81,897	\$0	\$79,067	\$79,067	\$1,372	\$1,458
12	10978	21A	CD10	456C	Parks and Recreation Program Oversight (\$70,698	\$2,581	\$0	\$70,698	\$0	\$0
Total Planning and Program Oversight						\$5,936,335	\$34,661	\$2,479,989	\$5,405,538	\$41,589	\$489,208

Note: Fiscal YTD Expenditures include current year accruals (per City's accounting system)

This page intentionally left blank.

3g) PROGRAM INCOME

This page intentionally left blank.

PROGRAM YEAR 2011 PROGRAM INCOME

CODE	ACTIVITY	PROJECT	CITY/ RECIPIENT	1 PERIOD STARTING AMOUNT	2 11-12 AMOUNT RECEIVED	3 11-12 AMOUNT SPENT	4 (1+2-3) NET
		Southern Dallas Development Corporation (SDDC)		248,592.51			
18A	PI - CD11	FY 2011-12 Administrative Expenses	RECIPIENT		0.00	288,389.77	(288,389.77)
18A	PI - CD11	Tandy Pizza, LLC	RECIPIENT		2,064.73	35,000.00	(32,935.27)
18A	PI - CD11	7 G.R.R. Greenville	RECIPIENT		0.00	25,000.00	(25,000.00)
18A	PI - CD11	Thrash Memorial Funeral Home	RECIPIENT		592.18	105,000.00	(104,407.82)
PROGRAM INCOME - CD11 TOTAL					2,656.91	453,389.77	(450,732.86)
18A	PI - CD10	Al Rousan	RECIPIENT		1,992.85	0.00	1,992.85
18A	PI - CD10	Modern Senior Living	RECIPIENT		23,861.69	0.00	23,861.69
18A	PI - CD10	Phils Tire	RECIPIENT		5,316.52	0.00	5,316.52
PROGRAM INCOME - CD10 TOTAL					31,171.06	0.00	31,171.06
18A	PI - CD09	Lantern Dental Clinic	RECIPIENT		2,552.12	0.00	2,552.12
18A	PI - CD09	Dallas Iron Works	RECIPIENT		12,947.92	0.00	12,947.92
18A	PI - CD09	Center Auto Sales	RECIPIENT		2,567.45	0.00	2,567.45
18A	PI - CD09	Park Place Realty	RECIPIENT		38,496.44	0.00	38,496.44
18A	PI - CD09	ADI Engineering	RECIPIENT		27,772.79	0.00	27,772.79
PROGRAM INCOME - CD09 TOTAL					84,336.72	0.00	84,336.72
18A	PI - CD08	Elaine's Kitchen	RECIPIENT		8,760.18	0.00	8,760.18
18A	PI - CD08	Kangaroo Cases	RECIPIENT		27,570.00	0.00	27,570.00
18A	PI - CD08	Thrash Memorial Funeral Home	RECIPIENT		4,218.51	0.00	4,218.51
18A	PI - CD08	Fronterras/ Del Rey	RECIPIENT		0.00	0.00	0.00
PROGRAM INCOME - CD08 TOTAL					40,548.69	0.00	40,548.69

PROGRAM YEAR 2011 PROGRAM INCOME

CODE	ACTIVITY	PROJECT	CITY/ RECIPIENT	1 PERIOD STARTING AMOUNT	2 11-12 AMOUNT RECEIVED	3 11-12 AMOUNT SPENT	4 (1+2-3) NET
18A	PI - CD07	Cedric Bolden	RECIPIENT		8,100.00	0.00	8,100.00
18A	PI - CD07	Alto Insurance - Claudia Zuniga	RECIPIENT		7,415.32	0.00	7,415.32
18A	PI - CD07	Zycomm Legal	RECIPIENT		3,000.00	0.00	3,000.00
18A	PI - CD07	Kasi Grocery	RECIPIENT		0.00	0.00	0.00
18A	PI - CD07	On-Target Supplies & Logistics	RECIPIENT		177,856.62	0.00	177,856.62
18A	PI - CD07	Genesis	RECIPIENT		15,621.33	0.00	15,621.33
PROGRAM INCOME - CD07 TOTAL					211,993.27	0.00	211,993.27
18A	PI - CD06	Stanley Catfish	RECIPIENT		3,868.69	0.00	3,868.69
PROGRAM INCOME - CD06 TOTAL					3,868.69	0.00	3,868.69
18A	PI - CD05	Saheed Lawal - Solarin	RECIPIENT		2,117.05	0.00	2,117.05
PROGRAM INCOME - CD05 TOTAL					2,117.05	0.00	2,117.05
18A	PI - CD04	Dilbeck Court Limited / Dilbeck-Belmont	RECIPIENT		45,614.15	0.00	45,614.15
PROGRAM INCOME - CD04 TOTAL					45,614.15	0.00	45,614.15
18A	PI - CD03	Williams Supermarket (J & S Distributors)	RECIPIENT		32,351.00	0.00	32,351.00
PROGRAM INCOME - CD03 TOTAL					32,351.00	0.00	32,351.00
18A	PI - CD01	Evans Engravings & Stamping	RECIPIENT		2,450.00	0.00	2,450.00
18A	PI - CD01	Moseley Furniture, Inc.	RECIPIENT		9,000.00	0.00	9,000.00
PROGRAM INCOME - CD01 TOTAL					11,450.00	0.00	11,450.00

PROGRAM YEAR 2011 PROGRAM INCOME

CODE	ACTIVITY	PROJECT	CITY/ RECIPIENT	1 PERIOD STARTING AMOUNT	2 11-12 AMOUNT RECEIVED	3 11-12 AMOUNT SPENT	4 (1+2-3) NET
18A	9113-CD9	Accurate Waste Control	RECIPIENT		14,094.66	0.00	14,094.66
		7472 - CD8 TOTAL			14,094.66	0.00	14,094.66
18A	0643-CD4	ICDC/South Dallas Fair Park	RECIPIENT		31,858.03	0.00	31,858.03
		0643-CD4 TOTAL			31,858.03	0.00	31,858.03
18A	6102-G21	La Avenida J.V.	RECIPIENT		16,296.52	0.00	16,296.52
		6102-G21 TOTAL			16,296.52	0.00	16,296.52
		CHARGE -OFF RECOVERY					
		Tizoc	RECIPIENT		13,424.36	0.00	13,424.36
		ISIS	RECIPIENT		6,000.00	0.00	6,000.00
		Zycomm	RECIPIENT		3,000.00	0.00	3,000.00
		TOTAL CHARGE-OFF RECOVERY			22,424.36	0.00	22,424.36
		PRE-CLOSING (Commitment Fees, etc.)					
		TOTAL PRE-CLOSING (Commitment Fees, etc.)			0.00	0.00	0.00
		NSF CHARGES			0.00	0.00	0.00
		TOTAL NSF CHARGES			0.00	0.00	0.00
		SDDC PROGRAM INCOME		248,592.51	550,781.11	453,389.77	345,983.85
		PROGRAM INCOME RETAINED BY THE SUBRECIPIENTS		248,592.51	550,781.11	453,389.77	345,983.85

PROGRAM YEAR 2011 PROGRAM INCOME

CODE	ACTIVITY	PROJECT	CITY/ RECIPIENT	1 PERIOD STARTING AMOUNT	2 11-12 AMOUNT RECEIVED	3 11-12 AMOUNT SPENT	4 (1+2-3) NET
PROGRAM INCOME EARNED BY THE CITY (SHOWN ON CITY RECORDS)							
7211	Chgs Serv - City Wide Over/Short		City		0.00		0.00
7277	Chgs Serv - INTERET ON DEL ACCTS		City		0.00		0.00
7425	Weed Mowing Non Consensual		City		0.00		0.00
7457	Demolition - Charges		City		18,576.94		18,576.94
7810	Charges - Print Documents		City		651.26		651.26
7861	Jobs - Site Clearance		City		0.00		0.00
6506	IGOVN Rev - Federal Grants		City		0.00		0.00
8402	Misc - Paving Notes - Principal		City		0.00		0.00
8404	Misc - Certificates - Principal		City		0.00		0.00
8406	Misc - Assessments		City		2,675.20		2,675.20
8413	Charges - Refunded		City		0.00		0.00
8428	Misc Revenue		City		0.00		0.00
8474	Home Loan Program - Principal		City		155,915.27		155,915.27
8475	Home Loan Program - Interest		City		2,271.13		2,271.13
8503	Developer Repayment Principal		City		28,217.38		28,217.38
8556	Developer Repayment Interest		City		35,842.03		35,842.03
847A	Rental Housing Principal		City		35,903.42		35,903.42
847B	Rental Housing Interest		City		16,082.08		16,082.08
847F	HUD Program Income Transfer for Fund Closing		City		0.00		0.00
8516	Econ Dev Demo Prin		City		0.00		0.00
8517	Econ Dev Demo Int		City		0.00		0.00
8488	Refunds - Misc.		City		0.00		0.00
8428	Revenue - Misc.		City		0.00		0.00
8575	Civil Penalties -Rehab		City		0.00		0.00
8524	Liability-Misc.		City		0.00		0.00
9246	Disallowed Costs		City		0.00		0.00
					296,134.71		
	Total PI Received during FY 2010-11				296,134.71	0.00	296,134.71
PROGRAM INCOME EARNED BY THE CITY				0.00	296,134.71	0.00	296,134.71
PROGRAM INCOME RETAINED BY THE SUBRECIPIENTS				248,592.51	550,781.11	453,389.77	345,983.85
GRAND TOTAL ALL PROGRAM INCOME				248,592.51	846,915.82	453,389.77	642,118.56

CITY OF DALLAS HOUSING/COMMUNITY SERVICES DEPARTMENT										
PROGRAM INCOME										
FY: 10-01-11 THROUGH 9-30-12										
					PREVIOUS		2011-12			
					LOAN		CURRENT			
					BALANCE		PAYMENTS		ENDING BALANCE	
					AS OF 10/1/11		AS OF 9/30/12		AS OF 9/30/12	
CLIENT		LOAN	LOAN	MATURITY	MONTHLY					Revenue
		AMOUNT	CLOSED	DATE	PAYMENTS					Source
1111	10th	42,000.00	9/18/2000	5/2/2016	242.61	24,261.17	1,940.88	22,320.29	Active	8474 & 8475
1125	11th	7,651.75	11/21/1986	12/21/2001	87.83	14,142.35	0.00	14,605.55		8474 & 8475
1907	Alabama	16,399.00	6/9/1995	9/9/2010	113.24	15,248.13	0.00	15,613.29		8474 & 8475
2719	Alabama	17,272.00	11/18/1981	3/15/2002	71.97	13,357.12	0.00	13,357.12		8474 & 8475
2814	Alaska	18,714.00	7/1/1983	7/15/1998	129.32	25,167.40	0.00	25,665.16		8474 & 8475
409	Ave A	10,884.04	12/17/1982	12/17/2012	45.23	9,944.37	0.00	10,140.49		8474 & 8475
2903	Britton	8,500.00	10/1/1982	11/1/1999	32.29	9,676.18	0.00	9,905.62		8474 & 8475
2115	Canada	34,206.55	10/18/2002	10/18/2012	266.77	14,999.11	0.00	14,999.11		8474 & 8475
1240	Cedar Haven	9,975.00	1/23/1979	9/15/1998	41.56	8,070.12	0.00	8,070.12		8474 & 8475
1252	Cedar Haven	6,441.00	8/13/1981	2/15/2002	26.84	3,341.00	0.00	3,341.00		8474 & 8475
1288	Cedar Haven	7,515.00	6/27/1979	7/15/1994	51.89	838.95	0.00	856.83		8474 & 8475
1315	Claude	39,999.00	11/3/1988	12/12/2028	150.00	53,278.21	0.00	53,278.21		8474 & 8475
1330	Claude	49,995.00	1/28/1987	1/28/2017	349.60	18,117.12	8,865.12	9,252.00	Active	8474 & 8475
4811	Colonial	16,745.00	1983	1998	92.94	29,041.73	0.00	29,530.25		8474 & 8475
615	Corinth	19,512.58	3/3/1982	7/1/2004	100.00	21,194.45	0.00	21,596.21		8474 & 8475
4928	Cranfill	14,356.00	3/31/2008	4/1/2003	30.00	600.00	0.00	600.00		8474 & 8475
2715	Cross	12,190.89	9/15/1986	9/15/1996	171.40	40,438.53	0.00	41,716.53		8474 & 8475
3431	Crossman	9,230.00	12/9/1981	10/15/1990	89.17	3,880.13	0.00	3,958.01		8474 & 8475
3302	Culver	52,582.31	8/31/1983	5/1/2088	102.00	43,101.07	2,900.00	40,201.07	Active	8474 & 8475
622	Delaware	14,000.00	11/20/1989	12/1/2019	45.00	5,028.95	945.63	4,087.63	Active	8474 & 8475
4423	Denley	11,287.18	8/6/1986	10/15/1998	144.85	30,855.14	0.00	32,133.62		8474 & 8475
3419	Edgewood	17,602.00	1/20/1981	3/15/2001	97.69	33,709.03	0.00	34,237.15		8474 & 8475
2731	Exline	3,630.00	5/16/1983	10/15/1998	20.17	3,209.10	0.00	3,209.10		8474 & 8475
3006	Fairview	20,901.77	8/17/1984	4/1/1994	309.59	40,699.90	0.00	42,545.14		8474 & 8475
3611	Frank	8,599.50	12/9/1982	3/15/1988	166.26	17,333.91	0.00	17,777.07		8474 & 8475
2846	Frost	13,386.48	4/11/1988	4/15/2003	143.85	25,283.14	0.00	25,283.14		8474 & 8475
1102	Galloway	23,553.00	6/11/1986	6/11/2007	150.00	22,255.75	0.00	22,780.75		8474 & 8475
809	Glasgow	30,936.00	7/29/1982	11/1/2018	135.00	24,703.47	0.00	25,258.89		8474 & 8475
1418	Glen	25,303.00	2/6/1981	11/1/2034	50.00	12,475.56	0.00	12,475.56		8474 & 8475
1620	Henderson	40,844.00	1987	2043	113.00	28,415.24	0.00	28,415.24		8474 & 8475
1509	Hendricks	15,287.00	8/13/1982	9/1/2000	125.00	17,716.91	0.00	18,338.87		8474 & 8475
4806	Hopkins	5,736.18	3/2/1977	6/1/1988	51.84	6,183.66	0.00	6,361.02		8474 & 8475
1911	Hudspeth	12,167.00	2/21/1983	6/15/1996	84.08	1,575.19	0.00	1,612.75		8474 & 8475
1922	Iroquois	11,601.00	9/22/1993	11/10/1999	197.79	22,995.40	0.00	23,744.80		8474 & 8475
3027	Jerome	10,054.00	4/16/1979	6/1/2004	32.34	8,409.30	0.00	8,480.58		8474 & 8475
3230	Jerome	29,194.00	12/7/1981	12/7/2026	98.00	28,360.67	882.00	27,712.37	Active	8474 & 8475
2125	Jordan Valley	7,985.00	9/10/1980	9/10/2010	20.00	2,712.60	0.00	2,712.60		8474 & 8475
3019	Kilburn	14,844.00	11/4/1994	6/1/2010	50.00	4,550.00	0.00	4,550.00		8474 & 8475

CITY OF DALLAS HOUSING/COMMUNITY SERVICES DEPARTMENT										
PROGRAM INCOME										
FY: 10-01-11 THROUGH 9-30-12										
					PREVIOUS		2011-12			
					LOAN		CURRENT			
					BALANCE		PAYMENTS		ENDING BALANCE	
					AS OF 10/1/11		AS OF 9/30/12		AS OF 9/30/12	
CLIENT		LOAN	LOAN	MATURITY	MONTHLY					Revenue
		AMOUNT	CLOSED	DATE	PAYMENTS					Source
3303	Kinmore	25,850.00	8/13/1982	2/1/2017	100.00	19,648.63	0.00	19,933.33		8474 & 8475
546	Kirnwood	6,563.00	8/13/1982	8/13/2002	27.34	1,194.52	0.00	1,194.52		8474 & 8475
2446	Lawrence	3,175.00	9/30/1982	12/15/1992	30.68	5,546.22	0.00	5,636.82		8474 & 8475
2632	Lawrence	2,319.00	4/27/1981	9/15/2020	10.00	1,609.00	0.00	1,609.00		8474 & 8475
2611	Lenway	27,512.71	10/30/1984	1/30/2008	165.00	42,945.43	0.00	44,073.67		8474 & 8475
503	Lillian	8,249.00	1/22/1980	5/15/1995	57.00	9,192.27	0.00	9,393.15		8474 & 8475
2749	Locust	15,000.00	8/27/1981	11/15/2001	83.25	14,609.15	0.00	14,883.83		8474 & 8475
1621	Loris	29,780.00	11/22/1996	11/22/2011	165.44	10,722.08	0.00	10,722.08		8474 & 8475
202	Louisiana	33,326.00	1/4/1985	2/1/2025	180.00	31,513.13	0.00	31,668.41		8474 & 8475
2340	Lowery	24,009.30	4/14/1994	4/14/2009	165.80	17,009.74	0.00	17,416.30		8474 & 8475
729	Manhattan	15,000.00	1989	2019	63.24	4,726.37	762.92	3,963.45	Active	8474 & 8475
2830	Marsalis	2,270.00	10/5/1979	10/1/1987	100.00	830.89	0.00	858.85		8474 & 8475
3327	Marsalis	1,318.00	4/1/1982	12/15/1989	15.47	1,056.45	0.00	1,077.57		8474 & 8475
502	Martinique	7,952.25	1/28/1982	11/28/2007	30.00	2,924.50	0.00	2,991.10		8474 & 8475
2519	Maryland	8,966.00	9/2/1981	11/15/2001	37.36	6,884.91	0.00	6,884.91		8474 & 8475
3901	Metropolitan	5,983.89	6/15/1988	5/15/1998	79.01	14,814.99	0.00	15,350.19		8474 & 8475
2522	Meyers	6,840.00	6/15/1979	5/15/1994	47.24	2,706.06	0.00	2,784.90		8474 & 8475
3622	Meyers	29,664.00	2/9/1989	3/1/2004	250.00	16,521.19	250.00	17,076.75	Active	8474 & 8475
3726	Meyers	16,399.00	2/6/1986	3/1/2009	100.00	13,119.86	0.00	13,514.30		8474 & 8475
2707	Michigan	18,000.00	2/16/1995	2/16/2010	100.00	16,100.00	0.00	16,100.00		8474 & 8475
3017	Modree	29,922.00	10/1/1994	10/1/2019	206.64	865.80	0.00	889.68		8474 & 8475
2658	Moffatt	29,187.00	10/1/1994	10/1/2009	162.15	8,509.75	600.00	7,909.75	Active	8474 & 8475
1215	Morrell	29,610.00	2/18/1983	2/18/2024	80.00	31,288.63	0.00	31,646.47		8474 & 8475
1502	Morrell	25,324.00	10/1/1978	10/1/2011	75.00	5,579.96	750.00	4,880.73	Active	8474 & 8475
1919	Morrell	8,631.35	2/9/1989	2/15/1994	183.39	20,765.06	0.00	21,490.70		8474 & 8475
1819	Morris	15,540.00	3/4/1997	6/4/2012	100.00	6,193.09	0.00	6,307.21		8474 & 8475
1339	Neptune	15,000.00	9/18/1989	10/1/2019	63.24	86.24	0.00	88.52		8474 & 8475
4506	Newmore	12,973.00	8/4/1988	8/4/2003	164.34	30,869.95	0.00	32,032.63		8474 & 8475
1120	Nolte	3,481.00	11/1/1978	11/1/1998	14.52	311.35	0.00	311.35		8474 & 8475
3024	Obenchain	32,730.00	5/24/1990	5/24/2020	192.28	25,942.59	0.00	26,072.79		8474 & 8475
2110	Overton	30,000.00	7/15/1997	9/15/2012	75.00	1,575.00	1,000.00	575.00	Active	8474 & 8475
2431	Peabody	5,964.00	5/16/1983	5/16/2003	24.85	2,285.38	0.00	2,285.38		8474 & 8475
2810	Pine	30,000.00	4/15/1994	4/15/2009	120.00	7,919.50	0.00	7,919.50		8474 & 8475
3240	Pine	5,745.00	8/24/1978	9/15/1988	36.00	9,675.29	0.00	9,834.05		8474 & 8475
4152	Pluto	5,157.00	8/1/1982	11/9/2002	28.63	2,937.20	2,605.33	374.48	Active	8474 & 8475
2018	Redman	4,539.00	10/14/1980	10/15/1998	25.17	2,814.47	0.00	2,876.03		8474 & 8475
3223	Reed	4,897.94	8/21/1980	3/1/1996	27.16	5,722.48	0.00	5,848.48		8474 & 8475
5222	Richard	4,240.00	4/12/1983	8/15/1998	29.30	2,643.11	0.00	2,702.39		8474 & 8475

CITY OF DALLAS HOUSING/COMMUNITY SERVICES DEPARTMENT										
PROGRAM INCOME										
FY: 10-01-11 THROUGH 9-30-12										
					PREVIOUS	2011-12	CURRENT			
					LOAN	PAYMENTS	ENDING BALANCE			
					BALANCE	AS OF 9/30/12	AS OF 9/30/12			
CLIENT	LOAN AMOUNT	LOAN CLOSED	MATURITY DATE	MONTHLY PAYMENTS	AS OF 10/1/11	AS OF 9/30/12	AS OF 9/30/12	COMMENTS	Revenue Source	
822 Ryan	13,000.00	10/18/1989	11/1/2019	54.81	10,535.92	0.00	10,651.24		847A & 847B	
3002 Scottsbluff	3,734.00	3/10/1983	6/15/2003	20.73	6,805.27	0.00	6,917.23		847A & 847B	
4304 Seay	18,528.07	11/4/1994	11/14/2009	127.07	25,558.30	0.00	26,106.94		847A & 847B	
4417 Seay	7,200.00	8/26/1988	8/26/2008	30.00	1,918.82	0.00	1,918.82		847A & 847B	
1711 Seevers	6,770.00	1/15/1981	12/15/2000	37.57	2,581.50	0.00	2,638.38		847A & 847B	
2635 Southland	7,817.00	9/16/1982	11/1/2005	43.39	8,137.43	0.00	8,316.95		847A & 847B	
3011 Southland	2,559.00	10/15/1981	9/15/1991	24.72	4,223.80	0.00	4,299.64		847A & 847B	
3107 Spurlock	33,844.00	5/13/1987	5/13/2027	111.60	27,324.13	0.00	27,465.37		847A & 847B	
5327 Terry	28,469.17	5/29/1987	6/1/2019	203.54	15,255.18	1,000.00	14,255.18	Active	847A & 847B	
4222 Vanette	4,146.00	8/28/1981	8/15/2016	10.00	2,289.87	0.00	2,289.87		847A & 847B	
2226 Volga	6,418.07	9/22/1978	10/15/2000	26.75	24.79	24.79	0.00	Paid In Full	847A & 847B	
2409 Warren	8,537.00	10/16/1980	1/15/2001	47.38	6,268.97	0.00	6,393.53		847A & 847B	
4715 Wateka	3,880.00	10/1/1982	10/1/1992	37.48	3,384.93	0.00	3,442.41		847A & 847B	
1407 Waweenoc	43,750.00	12/21/1999	12/21/2019	183.00	25,321.00	0.00	25,321.00		847A & 847B	
1542 Whitaker	22,334.00	7/3/1981	7/3/2001	143.88	4,474.26	719.40	4,065.42	Active	847A & 847B	
1006 Winters	28,188.00	8/30/1984	9/1/2014	237.00	47,253.92	0.00	49,077.21		847A & 847B	
5530 Worth	33,016.00	1/14/1999	4/14/2014	192.39	1,986.63	1,986.63	0.00	Paid In Full	847A & 847B	
5927 Worth	16,557.00	2/15/1981	1/15/2001	91.90	19,983.75	0.00	20,453.91		847A & 847B	
4527 Elsby	6,000.00	1/22/2009	1/22/2014	100.00	1,800.00	1,800.00	0.00	Paid In Full	847A & 847B	
2753 El Tivoli	6,000.00	10/16/2009	10/16/2014	100.00	3,800.00	3,800.00	0.00	Paid In Full	847A & 847B	
3220 Ramsey	30,800.70	12/7/2001	3/7/2016	171.12	10,608.54	10,608.54	0.00	Paid In Full	847A & 847B	
1019 Wayne	5,000.00	2/24/2006	1/24/2014	52.08	2,135.42	2,135.42	0.00	Paid In Full	847A & 847B	
5324 Bexar St	57,304.87	12/15/2011	12/15/2011		57,304.87	57,304.87	0.00	**See Comment 1	847A & 847B	
5326 Bexar St	57,304.87	6/26/2012	6/26/2012		57,304.87	57,304.87	0.00	**See Comment 1	847A & 847B	
					1,431,112.47	158,186.40	1,295,514.51			
1409 Fitzhugh	24,752.00	11/1/1993	3/1/2010	135.87	5,853.95	0.00	5,853.95		847A & 847B	
1224 Georgia	26,939.00	11/1/1993	11/1/2009	66.33	2,385.96	0.00	2,385.96		847A & 847B	
3714 Legendary Lane	342,272.00	9/6/1996	11/30/2011	2,105.40	5,606.33	5,613.54	0.00	Paid In Full	847A & 847B	
4500-4600 March St.	1,814,204.00	12/26/1991	12/26/2018	1,471.79	1,753,769.66	21,696.95	1,748,147.58	Active	847A & 847B	
504 Marsalis	190,450.92	4/29/1992	6/1/2025	667.16	125,069.73	8,673.08	116,396.64	Active	847A & 847B	
701-703 W. 10th	250,383.14	11/7/1991	7/1/2025	941.29	160,960.59	16,001.93	144,958.66	Active	847A & 847B	
					2,053,646.22	51,985.50	2,017,742.79			
					3,484,758.69	210,171.90	3,313,257.30			
** Comment 1 - Total loan paid all at once by CHDO										
RENTAL HOUSING (847A & 847B)										

This page intentionally left blank.

3h) LOAN PROGRAMS

This page intentionally left blank.

FORGIVABLE LOANS

							2011-12	CURRENT	
		LOAN	LOAN	MATURITY	MONTHLY	BALANCE	Amount Forgiven	ENDING BALANCE	Loan
	CLIENT	AMOUNT	CLOSED	DATE	PAYMENTS	AS OF 10/1/11	AS OF 9/30/12	AS OF 9/30/12	Type
1035	Glen Park	5,300.00	10/14/10	12/04/15	88.33	4,416.70	1,059.96	3,356.74	MSRP
2373	Talco	6,105.72	10/14/10	12/04/15	101.76	5,088.12	1,221.12	3,867.00	MSRP
2373	Talco	4,165.00	10/14/10	12/04/15	69.42	3,470.80	833.04	2,637.76	MSRP
2727	Scotland	4,116.24	10/14/10	12/04/15	68.60	3,430.24	823.20	2,607.04	MSRP
2727	Scotland	7,753.50	10/14/10	12/04/15	129.23	6,461.20	1,550.76	4,910.44	MSRP
3132	50th Street	8,762.05	10/14/10	12/04/15	146.03	7,301.75	1,752.36	5,549.39	MSRP
3211	Alabama	6,344.40	10/14/10	12/04/15	105.74	5,287.00	1,268.88	4,018.12	MSRP
4423	Posada	5,100.80	10/14/10	12/04/15	85.01	4,250.70	1,020.12	3,230.58	MSRP
5055	Corrigan	6,386.08	10/14/10	12/04/15	106.43	5,321.78	1,277.16	4,044.62	MSRP
5055	Corrigan	4,654.00	10/14/10	12/04/15	77.57	3,878.30	930.84	2,947.46	MSRP
840	Clearwood	6,548.55	10/14/10	12/04/15	109.14	5,457.15	1,309.68	4,147.47	MSRP
840	Clearwood	3,040.00	10/14/10	12/04/15	50.66	2,533.40	607.92	1,925.48	MSRP
2327	Toulon	6,835.94	10/15/10	12/05/15	113.93	5,696.64	1,367.16	4,329.48	MSRP
2327	Toulon	5,790.70	10/15/10	12/05/15	96.51	4,825.60	1,158.12	3,667.48	MSRP
240	Brodie	7,660.00	10/15/10	12/05/15	127.67	6,383.30	1,532.04	4,851.26	MSRP
240	Brodie	2,133.35	10/15/10	12/05/15	35.55	1,780.05	426.60	1,353.45	MSRP
3118	Touraine	6,510.76	10/15/10	12/05/15	108.51	5,425.66	1,302.12	4,123.54	MSRP
3118	Touraine	5,800.00	10/15/10	12/05/15	96.67	4,833.30	1,160.04	3,673.26	MSRP
3330	Maryland	8,905.00	10/15/10	12/05/15	148.42	7,420.80	1,781.04	5,639.76	MSRP
7218	Embassy	6,689.16	10/15/10	12/05/15	111.49	6,574.26	1,337.88	5,236.38	MSRP
7218	Embassy	6,700.00	10/15/10	12/05/15	111.67	5,583.30	1,340.04	4,243.26	MSRP
2309	Clover Ridge	7,499.15	10/28/10	12/18/15	124.99	6,249.25	1,499.88	4,749.37	MSRP
2309	Clover Ridge	792.00	10/28/10	12/18/15	13.20	660.00	158.40	501.60	MSRP
3031	Modree	5,601.00	10/28/10	12/18/15	93.35	4,667.50	1,120.20	3,547.30	MSRP
7418	Piedmont	8,234.35	10/28/10	12/18/15	137.23	6,862.05	1,646.76	5,215.29	MSRP
7418	Piedmont	4,206.75	10/28/10	12/18/15	70.11	3,505.65	841.32	2,664.33	MSRP
710	W Brooklyn	6,660.50	11/11/10	01/01/16	111.01	5,661.41	1,332.12	4,329.29	MSRP
710	W Brooklyn	7,275.00	11/11/10	01/01/16	125.42	6,146.22	1,505.04	4,641.18	MSRP
1100	Houghton	5,875.00	12/14/10	02/03/16	97.92	5,091.64	1,175.04	3,916.60	MSRP
1100	Houghton	5,467.00	12/14/10	02/03/16	91.12	4,738.04	1,093.44	3,644.60	MSRP
1311	S Beckley	7,289.00	12/14/10	02/03/16	121.48	6,317.16	1,457.76	4,859.40	MSRP
1311	S Beckley	5,269.00	12/14/10	02/03/16	87.82	4,566.44	1,053.84	3,512.60	MSRP
2338	Healey	14,160.00	12/14/10	02/03/16	236.00	12,272.00	2,832.00	9,440.00	MSRP
2714	Locust	5,055.33	12/14/10	02/03/16	84.26	4,381.25	1,011.12	3,370.13	MSRP
2714	Locust	4,944.00	12/14/10	02/03/16	82.40	4,284.80	988.80	3,296.00	MSRP
2826	Waskom	7,250.00	12/14/10	02/03/16	120.83	6,283.36	1,449.96	4,833.40	MSRP
2826	Waskom	5,385.00	12/14/10	02/03/16	89.75	4,667.00	1,077.00	3,590.00	MSRP
3514	Texas	5,088.99	12/14/10	02/03/16	84.82	4,410.43	1,017.84	3,392.59	MSRP
3514	Texas	6,898.80	12/14/10	02/03/16	114.98	5,978.96	1,379.76	4,599.20	MSRP
3514	Texas	250.00	12/14/10	02/03/16	4.14	216.88	49.68	167.20	MSRP
5629	Meadowick	7,727.20	12/14/10	02/03/16	128.79	6,696.88	1,545.48	5,151.40	MSRP
5629	Meadowick	5,120.00	12/14/10	02/03/16	85.33	4,437.36	1,023.96	3,413.40	MSRP
9266	Palisade	5,764.50	12/14/10	02/03/16	96.08	4,995.86	1,152.96	3,842.90	MSRP
9266	Palisade	7,412.75	12/14/10	02/03/16	123.55	6,424.35	1,482.60	4,941.75	MSRP
9306	Renova	7,950.00	12/14/10	02/03/16	131.75	6,896.00	1,581.00	5,315.00	MSRP
9306	Renova	6,656.00	12/14/10	02/03/16	110.93	5,768.56	1,331.16	4,437.40	MSRP
4122	Clark College	7,200.00	01/21/11	03/13/16	120.00	6,360.00	1,440.00	4,920.00	MSRP
2013	Lucille	5,235.60	01/21/11	03/13/16	87.26	4,624.78	1,047.12	3,577.66	MSRP
2013	Lucille	3,099.50	01/21/11	03/13/16	51.66	2,737.88	619.92	2,117.96	MSRP
2433	E Kiest	9,567.75	01/21/11	03/13/16	159.46	8,451.53	1,913.52	6,538.01	MSRP
2433	E Kiest	5,637.77	01/21/11	03/13/16	93.96	4,980.05	1,127.52	3,852.53	MSRP
3144	Obannon	5,500.80	01/21/11	03/13/16	91.68	4,859.04	1,100.16	3,758.88	MSRP
3144	Obannon	5,100.00	01/21/11	03/13/16	85.00	4,505.00	1,020.00	3,485.00	MSRP
323	S Nachita	5,119.01	01/21/11	03/13/16	85.32	4,521.77	1,023.84	3,497.93	MSRP
323	S Nachita	5,051.00	01/21/11	03/13/16	84.18	4,461.74	1,010.16	3,451.58	MSRP
3322	Monte Carlo	7,844.60	01/21/11	03/13/16	130.74	6,929.42	1,568.88	5,360.54	MSRP
3322	Monte Carlo	1,140.00	01/21/11	03/13/16	19.00	1,007.00	228.00	779.00	MSRP
3322	Monte Carlo	6,936.50	01/21/11	03/13/16	115.61	6,127.23	1,387.32	4,739.91	MSRP

FY: 10-01-11 THROUGH 9-30-12									
FORGIVABLE LOANS									
							2011-12	CURRENT	
		LOAN	LOAN	MATURITY	MONTHLY	BALANCE	Amount Forgiven	ENDING BALANCE	Loan
	CLIENT	AMOUNT	CLOSED	DATE	PAYMENTS	AS OF 10/1/11	AS OF 9/30/12	AS OF 9/30/12	Type
1630	Danube	9,456.65	01/24/11	03/14/16	157.61	8,353.38	1,891.32	6,462.06	MSRP
1630	Danube	375.00	01/24/11	03/14/16	6.25	331.25	75.00	256.25	MSRP
1630	Danube	5,612.00	01/24/11	03/14/16	93.53	4,957.29	1,122.36	3,834.93	MSRP
2730	Kilburn	6,034.36	01/24/11	03/14/16	100.57	5,330.37	1,206.84	4,123.53	MSRP
2730	Kilburn	7,090.00	01/24/11	03/14/16	118.17	6,262.81	1,418.04	4,844.77	MSRP
3132	50th Street	3,840.00	01/24/11	03/14/16	64.00	3,392.00	768.00	2,624.00	MSRP
3202	Llewellyn	5,025.00	01/24/11	03/14/16	83.75	4,438.75	1,005.00	3,433.75	MSRP
3202	Llewellyn	2,432.00	01/24/11	03/14/16	40.53	2,148.29	486.36	1,661.93	MSRP
2442	Klondike	5,241.96	02/22/11	04/14/16	87.37	4,717.74	1,048.44	3,669.30	MSRP
2442	Klondike	1,140.00	02/22/11	04/14/16	19.00	1,026.00	228.00	798.00	MSRP
2442	Klondike	3,570.00	02/22/11	04/14/16	59.50	3,213.00	714.00	2,499.00	MSRP
2442	Klondike	4,750.00	02/22/11	04/14/16	79.17	4,274.98	950.04	3,324.94	MSRP
3839	Basswood	6,065.21	02/22/11	04/14/16	101.09	5,458.07	1,213.08	4,244.99	MSRP
3839	Basswood	3,760.00	02/22/11	04/14/16	62.67	3,383.98	752.04	2,631.94	MSRP
3939	Basswood	1,600.00	02/22/11	04/14/16	26.67	1,439.98	320.04	1,119.94	MSRP
617	Ryan	6,056.50	02/22/11	04/14/16	100.94	5,450.86	1,211.28	4,239.58	MSRP
617	Ryan	3,481.35	02/22/11	04/14/16	58.02	3,133.23	696.24	2,436.99	MSRP
617	Ryan	4,508.00	02/22/11	04/14/16	75.13	4,057.22	901.56	3,155.66	MSRP
6531	Autumn Wood	5,616.00	02/22/11	04/14/16	93.60	5,054.40	1,123.20	3,931.20	MSRP
6531	Autumn Wood	9,453.75	02/22/11	04/14/16	157.56	8,508.39	1,890.72	6,617.67	MSRP
1318	Kirnwood	8,372.24	02/23/11	04/16/16	139.54	7,535.00	1,674.48	5,860.52	MSRP
3131	Palo Alto	1,140.00	02/23/11	04/16/16	19.00	1,026.00	228.00	798.00	MSRP
3131	Palo Alto	1,300.00	02/23/11	04/16/16	21.67	1,169.98	260.04	909.94	MSRP
3131	Palo Alto	6,720.47	02/23/11	04/16/16	112.01	6,048.41	1,344.12	4,704.29	MSRP
3131	Palo Alto	6,385.00	02/23/11	04/16/16	106.42	5,746.48	1,277.04	4,469.44	MSRP
3203	Rose	4,954.71	02/23/11	04/16/16	82.58	4,459.23	990.96	3,468.27	MSRP
3203	Rose	5,192.75	02/23/11	04/16/16	86.55	4,673.45	1,038.60	3,634.85	MSRP
3203	Rose	2,304.00	02/23/11	04/16/16	86.52	1,784.88	1,038.24	746.64	MSRP
3709	Dutton	6,850.00	02/23/11	04/16/16	114.17	6,251.98	1,370.04	4,881.94	MSRP
7129	Clearpoint	1,658.68	02/23/11	04/16/16	27.64	1,492.84	331.68	1,161.16	MSRP
7129	Clearpoint	6,887.56	02/23/11	04/16/16	114.79	6,198.82	1,377.48	4,821.34	MSRP
7129	Clearpoint	6,521.20	02/23/11	04/16/16	108.69	5,869.06	1,304.28	4,564.78	MSRP
9269	Palisade	7,396.68	02/23/11	04/16/16	123.28	6,657.00	1,479.36	5,177.64	MSRP
9269	Palisade	5,600.00	02/23/11	04/16/16	93.33	5,040.02	1,119.96	3,920.06	MSRP
9269	Palisade	1,189.00	02/23/11	04/16/16	19.82	1,070.08	237.84	832.24	MSRP
2406	E Illinois	3,300.00	03/11/11	05/16/16	55.00	3,025.00	660.00	2,365.00	MSRP
2406	E Illinois	6,795.00	03/11/11	05/16/16	113.25	6,228.75	1,359.00	4,869.75	MSRP
2558	Talco	2,560.00	03/11/11	05/16/16	42.67	2,346.65	512.04	1,834.61	MSRP
2558	Talco	1,295.80	03/11/11	05/16/16	21.60	1,187.80	259.20	928.60	MSRP
2558	Talco	1,230.00	03/11/11	05/16/16	20.50	1,127.50	246.00	881.50	MSRP
2558	Talco	5,905.75	03/11/11	05/16/16	98.43	5,413.60	1,181.16	4,232.44	MSRP
2645	Wilbur	2,768.00	03/11/11	05/16/16	46.13	2,537.35	553.56	1,983.79	MSRP
2645	Wilbur	6,342.00	03/11/11	05/16/16	105.70	5,813.50	1,268.40	4,545.10	MSRP
5953	Golden Gate	5,675.00	03/11/11	05/16/16	94.58	5,202.10	1,134.96	4,067.14	MSRP
5953	Golden Gate	5,565.00	03/11/11	05/16/16	92.75	5,101.25	1,113.00	3,988.25	MSRP
5953	Golden Gate	3,980.00	03/11/11	05/16/16	66.33	3,648.35	795.96	2,852.39	MSRP
7216	Harold Walker	3,730.00	03/11/11	05/16/16	62.17	3,419.15	746.04	2,673.11	MSRP
7216	Harold Walker	5,094.40	03/11/11	05/16/16	84.91	4,669.85	1,018.92	3,650.93	MSRP
7216	Harold Walker	1,180.00	03/11/11	05/16/16	19.67	755.45	236.04	519.41	MSRP
1619	Monte Carlo	5,507.77	04/13/11	06/03/16	91.80	5,140.57	1,101.60	4,038.97	MSRP
1347	E Ann Arbor	2,880.00	04/13/11	06/03/16	48.00	2,688.00	576.00	2,112.00	MSRP
1347	E Ann Arbor	5,095.00	04/13/11	06/03/16	84.92	4,755.32	1,019.04	3,736.28	MSRP
510	N Frances	7,233.00	04/13/11	06/03/16	120.55	6,750.80	1,446.60	5,304.20	MSRP
510	N Frances	3,656.00	04/13/11	06/03/16	60.93	3,412.28	731.16	2,681.12	MSRP
3714	Jamaica	4,632.85	04/13/11	06/03/16	77.21	4,324.01	926.52	3,397.49	MSRP
3714	Jamaica	5,994.44	04/13/11	06/03/16	99.91	5,594.80	1,198.92	4,395.88	MSRP
3714	Jamaica	4,800.00	04/13/11	06/03/16	80.00	4,480.00	960.00	3,520.00	MSRP
2408	Pennsylvania	5,765.39	04/13/11	06/03/16	96.09	5,391.03	1,153.08	4,237.95	MSRP

FORGIVABLE LOANS

							2011-12	CURRENT	
		LOAN	LOAN	MATURITY	MONTHLY	BALANCE	Amount Forgiven	ENDING BALANCE	Loan
	CLIENT	AMOUNT	CLOSED	DATE	PAYMENTS	AS OF 10/1/11	AS OF 9/30/12	AS OF 9/30/12	Type
2408	Pennsylvania	6,720.00	04/13/11	06/03/16	112.00	6,272.00	1,344.00	4,928.00	MSRP
4842	Sedalia	3,325.00	04/13/11	06/03/16	55.42	3,103.32	665.04	2,438.28	MSRP
4842	Sedalia	6,448.90	04/13/11	06/03/16	107.48	6,018.98	1,289.76	4,729.22	MSRP
4842	Sedalia	1,721.90	04/13/11	06/03/16	28.70	1,607.10	344.40	1,262.70	MSRP
4123	Clark College	4,290.00	04/13/11	06/03/16	71.50	4,004.00	858.00	3,146.00	MSRP
4123	Clark College	7,540.00	04/13/11	06/03/16	125.67	7,037.32	1,508.04	5,529.28	MSRP
4123	Clark College	5,616.00	04/13/11	06/03/16	93.60	5,241.60	1,123.20	4,118.40	MSRP
2043	Shortal	6,004.26	04/15/11	06/05/16	100.17	5,603.58	1,202.04	4,401.54	MSRP
2043	Shortal	1,175.00	04/15/11	06/05/16	19.58	1,096.68	234.96	861.72	MSRP
2241	Sutter	7,097.40	04/15/11	06/05/16	118.29	6,624.24	1,419.48	5,204.76	MSRP
2241	Sutter	3,000.00	04/15/11	06/05/16	50.00	2,800.00	600.00	2,200.00	MSRP
2241	Sutter	5,299.98	04/15/11	06/05/16	88.33	4,946.66	1,059.96	3,886.70	MSRP
2412	Peabody	3,200.00	04/15/11	06/05/16	53.33	2,986.68	639.96	2,346.72	MSRP
2412	Peabody	9,570.96	04/15/11	06/05/16	159.52	8,932.88	1,914.24	7,018.64	MSRP
9012	Newhall	5,825.00	04/15/11	06/05/16	97.08	5,436.68	1,164.96	4,271.72	MSRP
9012	Newhall	1,524.00	04/15/11	06/05/16	25.40	1,422.40	304.80	1,117.60	MSRP
9012	Newhall	3,994.20	04/15/11	06/05/16	66.57	3,727.92	798.84	2,929.08	MSRP
6338	Power	6,285.20	04/15/11	06/05/16	104.57	5,866.92	1,254.84	4,612.08	MSRP
6338	Power	5,089.40	04/15/11	06/05/16	84.82	4,750.12	1,017.84	3,732.28	MSRP
6338	Power	2,960.60	04/15/11	06/05/16	49.34	2,763.24	592.08	2,171.16	MSRP
1014	Morocco	6,042.36	04/15/11	06/05/16	100.71	5,639.52	1,208.52	4,431.00	MSRP
1014	Morocco	5,580.00	04/15/11	06/05/16	93.00	5,208.00	1,116.00	4,092.00	MSRP
2146	W Lovers	6,352.80	05/12/11	07/02/16	105.88	6,035.16	1,270.56	4,764.60	MSRP
2146	W Lovers	946.00	05/12/11	07/02/16	15.77	898.69	189.24	709.45	MSRP
2146	W Lovers	5,064.00	05/12/11	07/02/16	84.40	4,810.80	1,012.80	3,798.00	MSRP
2146	W Lovers	1,140.00	05/12/11	07/02/16	19.00	1,083.00	228.00	855.00	MSRP
7915	Larchridge	1,800.00	05/12/11	07/02/16	30.00	1,710.00	360.00	1,350.00	MSRP
7915	Larchridge	5,019.20	05/12/11	07/02/16	83.65	4,768.25	1,003.80	3,764.45	MSRP
7915	Larchridge	4,700.00	05/12/11	07/02/16	78.33	4,465.01	939.96	3,525.05	MSRP
508	Meadowshire	5,085.00	05/12/11	07/02/16	84.75	4,830.75	1,017.00	3,813.75	MSRP
508	Meadowshire	6,100.72	05/12/11	07/02/16	101.68	5,795.68	1,220.16	4,575.52	MSRP
508	Meadowshire	3,100.00	05/12/11	07/02/16	51.67	2,944.99	620.04	2,324.95	MSRP
4130	Robertson	5,785.00	05/12/11	07/02/16	96.42	5,495.74	1,157.04	4,338.70	MSRP
4130	Robertson	3,520.00	05/12/11	07/02/16	58.67	3,343.99	704.04	2,639.95	MSRP
6408	Ethel	3,214.80	05/13/11	07/02/16	53.58	3,054.06	642.96	2,411.10	MSRP
6408	Ethel	7,890.00	05/13/11	07/02/16	131.50	7,495.50	1,578.00	5,917.50	MSRP
6408	Ethel	3,858.00	05/13/11	07/02/16	64.30	3,665.10	771.60	2,893.50	MSRP
2207	Ramsey	6,049.20	05/13/11	07/02/16	100.82	5,746.74	1,209.84	4,536.90	MSRP
2207	Ramsey	6,742.50	05/13/11	07/02/16	112.38	6,405.36	1,348.56	5,056.80	MSRP
1532	Britianway	6,283.66	05/13/11	07/02/16	104.73	5,969.47	1,256.76	4,712.71	MSRP
1532	Britianway	5,159.40	05/13/11	07/02/16	85.99	4,901.43	1,031.88	3,869.55	MSRP
1227	E Louisiana	4,165.00	05/13/11	07/02/16	69.42	3,956.74	833.04	3,123.70	MSRP
1227	E Louisiana	5,930.72	05/13/11	07/02/16	98.85	5,634.17	1,186.20	4,447.97	MSRP
715	715 Westmount	7,185.60	06/15/11	08/05/16	119.76	6,946.08	1,437.12	5,508.96	MSRP
715	715 Westmount	5,358.15	06/15/11	08/05/16	89.31	5,179.53	1,071.72	4,107.81	MSRP
715	715 Westmount	4,956.25	06/15/11	08/05/16	82.61	4,791.03	991.32	3,799.71	MSRP
2619	2619 Bentley	4,700.00	06/15/11	08/05/16	28.34	4,643.32	340.08	4,303.24	MSRP
2619	2619 Bentley	5,545.45	06/15/11	08/05/16	92.43	5,360.59	1,109.16	4,251.43	MSRP
2619	2619 Bentley	2,760.00	06/15/11	08/05/16	46.00	2,668.00	552.00	2,116.00	MSRP
1435	1435 Montague	1,139.00	06/15/11	08/05/16	18.99	1,101.02	227.88	873.14	MSRP
1435	Montague	2,560.00	06/15/11	08/05/16	42.67	2,474.66	512.04	1,962.62	MSRP
1435	Montague	5,057.15	06/15/11	08/05/16	84.29	4,888.57	1,011.48	3,877.09	MSRP
1435	Montague	5,541.11	06/15/11	08/05/16	92.36	5,356.39	1,108.32	4,248.07	MSRP
8325	Honeysuckle	1,870.00	06/15/11	08/05/16	31.17	1,807.66	374.04	1,433.62	MSRP
8325	Honeysuckle	5,515.00	06/15/11	08/05/16	91.92	5,331.16	1,103.04	4,228.12	MSRP
8325	Honeysuckle	1,536.28	06/15/11	08/05/16	25.61	1,485.06	307.32	1,177.74	MSRP
6218	Denham	3,557.50	06/15/11	08/05/16	59.30	3,438.90	711.60	2,727.30	MSRP
6218	Denham	5,616.00	06/15/11	08/05/16	93.60	5,428.80	1,123.20	4,305.60	MSRP

FORGIVABLE LOANS

							2011-12	CURRENT	
		LOAN	LOAN	MATURITY	MONTHLY	BALANCE	Amount Forgiven	ENDING BALANCE	Loan
	CLIENT	AMOUNT	CLOSED	DATE	PAYMENTS	AS OF 10/1/11	AS OF 9/30/12	AS OF 9/30/12	Type
6218	Denham	6,497.92	06/15/11	08/05/16	108.30	6,281.32	1,299.60	4,981.72	MSRP
721	Oceanview	1,249.50	06/15/11	08/05/16	20.83	1,207.84	249.96	957.88	MSRP
721	Oceanview	4,160.00	06/15/11	08/05/16	69.34	4,021.32	832.08	3,189.24	MSRP
721	Oceanview	5,099.99	06/15/11	08/05/16	85.00	4,929.99	1,020.00	3,909.99	MSRP
721	Oceanview	6,196.30	06/15/11	08/05/16	103.28	5,989.74	1,239.36	4,750.38	MSRP
304	Acme	6,780.75	06/15/11	08/05/16	113.02	6,554.71	1,356.24	5,198.47	MSRP
304	Acme	3,847.80	06/15/11	08/05/16	64.13	3,719.54	769.56	2,949.98	MSRP
304	Acme	489.50	06/15/11	08/05/16	8.16	473.18	97.92	375.26	MSRP
2610	Exline	4,446.50	06/15/11	08/05/16	74.11	4,298.28	889.32	3,408.96	MSRP
2610	Exline	5,650.00	06/15/11	08/05/16	94.17	5,461.66	1,130.04	4,331.62	MSRP
2610	Exline	4,332.00	06/15/11	08/05/16	72.20	4,187.60	866.40	3,321.20	MSRP
1975	Abshire	1,290.00	07/01/11	08/25/16	21.50	1,247.00	258.00	989.00	MSRP
1975	Abshire	3,100.00	07/01/11	08/25/16	51.67	2,996.66	620.04	2,376.62	MSRP
1975	Abshire	3,600.00	07/01/11	08/25/16	60.00	3,480.00	720.00	2,760.00	MSRP
1975	Abshire	5,094.44	07/01/11	08/25/16	84.91	4,924.62	1,018.92	3,905.70	MSRP
7420	Gayglen	3,360.00	07/01/11	08/25/16	56.00	3,248.00	672.00	2,576.00	MSRP
7420	Gayglen	5,087.40	07/01/11	08/25/16	84.79	4,917.82	1,017.48	3,900.34	MSRP
7420	Gayglen	6,852.03	07/01/11	08/25/16	114.20	6,623.63	1,370.40	5,253.23	MSRP
2320	Bluffton	2,720.00	07/01/11	08/25/16	45.33	2,629.34	543.96	2,085.38	MSRP
2320	Bluffton	5,410.70	07/01/11	08/25/16	90.18	5,230.34	1,082.16	4,148.18	MSRP
2324	Bluffton	1,285.00	07/01/11	08/25/16	21.42	1,242.16	257.04	985.12	MSRP
2324	Bluffton	2,635.00	07/01/11	08/25/16	43.92	2,547.16	527.04	2,020.12	MSRP
2324	Bluffton	5,025.00	07/01/11	08/25/16	83.75	4,857.50	1,005.00	3,852.50	MSRP
2324	Bluffton	6,531.94	07/01/11	08/25/16	108.87	6,314.20	1,306.44	5,007.76	MSRP
3319	Brooklyndell	8,379.00	07/01/11	08/25/16	139.65	8,099.70	1,675.80	6,423.90	MSRP
3319	Brooklyndell	350.00	07/01/11	08/25/16	5.83	338.34	69.96	268.38	MSRP
3319	Brooklyndell	5,060.00	07/01/11	08/25/16	84.33	4,891.34	1,011.96	3,879.38	MSRP
4212	S Marsalis	3,650.00	07/01/11	08/25/16	60.83	3,528.34	729.96	2,798.38	MSRP
4212	S Marsalis	7,510.05	07/01/11	08/25/16	125.17	7,259.71	1,502.04	5,757.67	MSRP
4212	S Marsalis	5,094.44	07/01/11	08/25/16	84.91	4,924.62	1,018.92	3,905.70	MSRP
3915	Bernal	7,099.97	07/01/11	08/25/16	118.33	6,863.31	1,419.96	5,443.35	MSRP
3915	Bernal	5,056.00	07/01/11	08/25/16	84.27	4,887.46	1,011.24	3,876.22	MSRP
2728	Obannon	3,360.00	08/03/11	09/23/16	56.00	3,304.00	672.00	2,632.00	MSRP
6305	Denham	4,210.00	08/03/11	09/23/16	70.17	4,139.83	842.04	3,297.79	MSRP
6305	Denham	7,361.00	08/03/11	09/23/16	122.68	7,238.32	1,472.16	5,766.16	MSRP
1665	Wagon Wheel	3,520.00	08/03/11	09/23/16	58.67	3,461.33	704.04	2,757.29	MSRP
1665	Wagon Wheel	6,604.25	08/03/11	09/23/16	110.07	6,494.18	1,320.84	5,173.34	MSRP
2540	Kirkley	2,480.00	08/03/11	09/23/16	41.33	2,438.67	495.96	1,942.71	MSRP
2540	Kirkley	5,270.00	08/03/11	09/23/16	87.83	5,182.17	1,053.96	4,128.21	MSRP
2540	Kirkley	5,150.00	08/03/11	09/23/16	85.83	5,064.17	1,029.96	4,034.21	MSRP
827	Glen Arbor	5,358.15	08/03/11	09/23/16	89.30	5,268.85	1,071.60	4,197.25	MSRP
827	Glen Arbor	7,063.55	08/03/11	09/23/16	117.73	6,945.82	1,412.76	5,533.06	MSRP
827	Glen Arbor	1,140.00	08/03/11	09/23/16	19.00	1,121.00	228.00	893.00	MSRP
4007	Tioga	5,659.50	08/03/11	09/23/16	94.33	5,565.17	1,131.96	4,433.21	MSRP
4007	Tioga	4,410.00	08/03/11	09/23/16	73.50	4,336.50	882.00	3,454.50	MSRP
3226	Cedar Lake	6,198.60	08/03/11	09/23/16	103.31	6,095.29	1,239.72	4,855.57	MSRP
3226	Cedar Lake	1,139.00	08/03/11	09/23/16	18.98	1,120.02	227.76	892.26	MSRP
3226	Cedar Lake	5,489.00	08/03/11	09/23/16	91.48	5,397.52	1,097.76	4,299.76	MSRP
2723	Lolita	8,262.10	08/03/11	09/23/16	137.70	8,124.40	1,652.40	6,472.00	MSRP
2723	Lolita	8,023.50	08/03/11	09/23/16	133.73	7,889.77	1,604.76	6,285.01	MSRP
830	Lambert	6,090.00	08/18/11	10/08/16	101.50	6,090.00	1,218.00	4,872.00	MSRP
830	Lambert	2,019.00	08/18/11	10/08/16	33.65	2,019.00	403.80	1,615.20	MSRP
830	Lambert	4,800.00	08/18/11	10/08/16	80.00	4,800.00	960.00	3,840.00	MSRP
830	Lambert	2,695.00	08/18/11	10/08/16	44.92	2,695.00	539.04	2,155.96	MSRP
10006	Hymie	5,010.00	08/18/11	10/08/16	83.50	5,010.00	1,002.00	4,008.00	MSRP
10006	Hymie	1,534.75	08/18/11	10/08/16	25.58	1,534.75	306.96	1,227.79	MSRP
10006	Hymie	1,135.00	08/18/11	10/08/16	18.92	1,135.00	227.04	907.96	MSRP
10006	Hymie	4,446.00	08/18/11	10/08/16	74.10	4,446.00	889.20	3,556.80	MSRP

FY: 10-01-11 THROUGH 9-30-12									
FORGIVABLE LOANS									
							2011-12	CURRENT	
		LOAN	LOAN	MATURITY	MONTHLY	BALANCE	Amount Forgiven	ENDING BALANCE	Loan
	CLIENT	AMOUNT	CLOSED	DATE	PAYMENTS	AS OF 10/1/11	AS OF 9/30/12	AS OF 9/30/12	Type
2631	Morgan	1,609.00	08/18/11	10/08/16	26.82	1,609.00	321.84	1,287.16	MSRP
2631	Morgan	4,879.80	08/18/11	10/08/16	81.33	4,879.80	975.96	3,903.84	MSRP
2631	Morgan	6,480.00	08/18/11	10/08/16	108.00	6,480.00	1,296.00	5,184.00	MSRP
10623	Sylvia	4,434.73	08/18/11	10/08/16	73.91	4,434.73	886.92	3,547.81	MSRP
10623	Sylvia	2,400.00	08/18/11	10/08/16	40.00	2,400.00	480.00	1,920.00	MSRP
10623	Sylvia	5,320.00	08/18/11	10/08/16	88.67	5,320.00	1,064.04	4,255.96	MSRP
10623	Sylvia	1,680.00	08/18/11	10/08/16	28.00	1,680.00	336.00	1,344.00	MSRP
3019	Aster	5,640.00	08/18/11	10/08/16	94.00	5,640.00	1,128.00	4,512.00	MSRP
3019	Aster	4,775.00	08/18/11	10/08/16	79.58	4,775.00	954.96	3,820.04	MSRP
3019	Aster	8,552.02	08/18/11	10/08/16	142.53	8,552.02	1,710.36	6,841.66	MSRP
506	Mannington	4,580.35	08/18/11	10/08/16	76.34	4,580.35	916.08	3,664.27	MSRP
506	Mannington	1,895.00	08/18/11	10/08/16	31.58	1,895.00	378.96	1,516.04	MSRP
506	Mannington	1,920.00	08/18/11	10/08/16	32.00	1,920.00	384.00	1,536.00	MSRP
506	Mannington	5,530.00	08/18/11	10/08/16	92.17	5,530.00	1,106.04	4,423.96	MSRP
2207	Gaylord	4,320.00	08/18/11	10/08/16	72.00	4,320.00	864.00	3,456.00	MSRP
2207	Gaylord	8,645.70	08/18/11	10/08/16	144.10	8,645.70	1,729.20	6,916.50	MSRP
5119	Cardiff	5,145.00	08/18/11	10/08/16	85.75	5,145.00	1,029.00	4,116.00	MSRP
5119	Cardiff	3,250.00	08/18/11	10/08/16	54.17	3,250.00	650.04	2,599.96	MSRP
5119	Cardiff	1,133.00	08/18/11	10/08/16	18.88	1,133.00	226.56	906.44	MSRP
5119	Cardiff	5,382.44	08/18/11	10/08/16	89.71	5,382.44	1,076.52	4,305.92	MSRP
415	Coahulia	5,074.95	08/18/11	10/08/16	84.58	5,074.95	1,014.96	4,059.99	MSRP
415	Coahulia	7,355.00	08/18/11	10/08/16	122.58	7,355.00	1,470.96	5,884.04	MSRP
415	Coahulia	2,900.00	08/18/11	10/08/16	48.33	2,900.00	579.96	2,320.04	MSRP
4839	Clover Haven	400.00	09/16/11	11/06/16	6.67	400.00	80.04	319.96	MSRP
4839	Clover Haven	1,534.65	09/16/11	11/06/16	25.58	1,534.65	306.96	1,227.69	MSRP
4839	Clover Haven	5,500.00	09/16/11	11/06/16	91.67	5,500.00	1,100.04	4,399.96	MSRP
3028	Gibbs Williams	2,580.00	09/16/11	11/06/16	43.00	2,580.00	516.00	2,064.00	MSRP
3028	Gibbs Williams	1,069.50	09/16/11	11/06/16	17.83	1,069.50	213.96	855.54	MSRP
3028	Gibbs Williams	8,809.94	09/16/11	11/06/16	146.83	8,809.94	1,761.96	7,047.98	MSRP
4416	Dove Creek	7,360.00	09/16/11	11/06/16	122.67	7,360.00	1,472.04	5,887.96	MSRP
4416	Dove Creek	1,129.30	09/16/11	11/06/16	18.82	1,129.30	225.84	903.46	MSRP
4416	Dove Creek	7,818.75	09/16/11	11/06/16	130.31	7,818.75	1,563.72	6,255.03	MSRP
7129	Bruton	4,905.00	09/16/11	11/06/16	81.75	4,905.00	981.00	3,924.00	MSRP
7129	Bruton	6,147.40	09/16/11	11/06/16	102.46	6,147.40	1,229.52	4,917.88	MSRP
7129	Bruton	3,465.00	09/16/11	11/06/16	57.75	3,465.00	693.00	2,772.00	MSRP
3715	Soft Cloud	4,690.00	09/16/11	11/06/16	78.17	4,690.00	938.04	3,751.96	MSRP
3715	Soft Cloud	3,904.00	09/16/11	11/06/16	65.07	3,904.00	780.84	3,123.16	MSRP
3715	Soft Cloud	324.00	09/16/11	11/06/16	5.40	324.00	64.80	259.20	MSRP
3715	Soft Cloud	6,283.00	09/16/11	11/06/16	104.72	6,283.00	1,256.64	5,026.36	MSRP
2006	Idaho	93,400.00	03/26/10	**See Comment 1	0.00	0.00	0.00	93,400.00	RECON
4312	Ewing, S.	87,500.00	04/03/09	**See Comment 1	0.00	0.00	0.00	87,500.00	RECON
2780	Ann Arbor, E.	87,500.00	05/27/09	**See Comment 1	0.00	0.00	0.00	87,500.00	RECON
1323	Amos	93,400.00	06/17/10	**See Comment 1	0.00	0.00	0.00	93,400.00	RECON
3503	Weisenburger	93,400.00	08/12/10	**See Comment 1	0.00	0.00	0.00	93,400.00	RECON
1330	Grant	93,400.00	01/21/10	**See Comment 1	0.00	0.00	0.00	93,400.00	RECON
12511	Fish Rd.	93,400.00	05/17/10	**See Comment 1	0.00	0.00	0.00	93,400.00	RECON
1436	Morrell	93,400.00	05/17/10	**See Comment 1	0.00	0.00	0.00	93,400.00	RECON
3618	Chicago	93,400.00	06/17/10	**See Comment 1	0.00	0.00	0.00	93,400.00	RECON
4911	Upshur	93,400.00	05/17/10	**See Comment 1	0.00	0.00	0.00	93,400.00	RECON
703	Korgan	93,400.00	05/17/10	**See Comment 1	0.00	0.00	0.00	93,400.00	RECON
3726	Nomas	93,400.00	05/17/10	**See Comment 1	0.00	0.00	0.00	93,400.00	RECON
4216	Aztec	93,400.00	09/30/10	**See Comment 1	0.00	0.00	0.00	93,400.00	RECON
1945	Kraft	93,400.00	09/30/10	**See Comment 1	0.00	0.00	0.00	93,400.00	RECON
1847	Life	93,400.00	09/30/10	**See Comment 1	0.00	0.00	0.00	93,400.00	RECON
3234	Kinmore	90,000.00	05/07/10	**See Comment 1	0.00	0.00	0.00	90,000.00	RECON
2011	Pueblo	93,400.00	10/19/10	**See Comment 1	0.00	0.00	0.00	93,400.00	RECON
3306	Mohave Dr.	93,400.00	06/22/10	**See Comment 1	0.00	0.00	0.00	93,400.00	RECON
1627	Exeter Ave.	93,400.00	09/30/10	**See Comment 1	0.00	0.00	0.00	93,400.00	RECON

FORGIVABLE LOANS

						2011-12		CURRENT	
		LOAN	LOAN	MATURITY	MONTHLY	BALANCE	Amount Forgiven	ENDING BALANCE	Loan
CLIENT		AMOUNT	CLOSED	DATE	PAYMENTS	AS OF 10/1/11	AS OF 9/30/12	AS OF 9/30/12	Type
1802	Somerset	93,400.00	12/23/10	**See Comment 1	0.00	0.00	0.00	93,400.00	RECON
506	Raynell	93,400.00	12/23/10	**See Comment 1	0.00	0.00	0.00	93,400.00	RECON
2619	Stephenson	93,400.00	10/27/10	**See Comment 1	0.00	0.00	0.00	93,400.00	RECON
4719	Nome	93,400.00	01/09/11	**See Comment 1	0.00	0.00	0.00	93,400.00	RECON
2455	Volga	93,400.00	12/23/10	**See Comment 1	0.00	0.00	0.00	93,400.00	RECON
2210	Marfa	93,400.00	12/23/10	**See Comment 1	0.00	0.00	0.00	93,400.00	RECON
3124	Rutz	93,400.00	01/14/11	**See Comment 1	0.00	0.00	0.00	93,400.00	RECON
2708	Hickman	93,400.00	01/14/11	**See Comment 1	0.00	0.00	0.00	93,400.00	RECON
4749	Burma	93,400.00	03/22/11	**See Comment 1	0.00	0.00	0.00	93,400.00	RECON
3027	Seaton Dr.	93,400.00	09/08/10	**See Comment 1	0.00	0.00	0.00	93,400.00	RECON
1218	Woodview Ln.	93,400.00	01/06/11	**See Comment 1	0.00	0.00	0.00	93,400.00	RECON
1215	Woodview Ln.	93,400.00	03/07/11	**See Comment 1	0.00	0.00	0.00	93,400.00	RECON
725	Centre	93,400.00	01/14/11	**See Comment 1	0.00	0.00	0.00	93,400.00	RECON
1551	Ohio, E.	93,400.00	03/07/11	**See Comment 1	0.00	0.00	0.00	93,400.00	RECON
2331	Hudspeth	93,400.00	05/12/11	**See Comment 1	0.00	0.00	0.00	93,400.00	RECON
1119	Bonnie View	93,400.00	05/24/11	**See Comment 1	0.00	0.00	0.00	93,400.00	RECON
418	Bonnie View	93,400.00	05/12/11	**See Comment 1	0.00	0.00	0.00	93,400.00	RECON
4107	Furey St.	91,780.00	03/07/11	**See Comment 1	0.00	0.00	0.00	91,780.00	RECON
2616	Eugene	112,859.00	08/26/10	**See Comment 1	0.00	0.00	0.00	112,859.00	RECON
5180	Lauderdale	128,382.99	09/24/10	**See Comment 1	0.00	0.00	0.00	128,382.99	RECON
1926	Arizona	93,400.00	01/14/11	**See Comment 1	0.00	0.00	0.00	93,400.00	RECON
8266	Clarkview Drive	12,000.00	7/1/2011	7/1/2021	100.00	11,800.00	1,200.00	10,600.00	MAP
3931	Pictureline	13,500.00	7/1/2011	7/1/2021	112.50	13,387.50	1,350.00	12,037.50	MAP
8703	Jennie Lee Lane	13,500.00	7/8/2011	7/8/2021	112.50	13,387.50	1,350.00	12,037.50	MAP
2005	Angelina Dr	25,000.00	7/8/2011	7/8/2021	208.33	24,583.34	2,499.96	22,083.38	MAP
3726	Falls Dr	13,500.00	7/15/2011	7/15/2021	112.50	13,387.50	1,350.00	12,037.50	MAP
2535	W Five Mile Parkway	11,500.00	7/15/2011	7/15/2021	95.83	11,404.17	1,149.96	10,254.21	MAP
1415	W Illinois	13,500.00	7/29/2011	7/29/2021	112.50	13,387.50	1,350.00	12,037.50	MAP
4731	Hollow Bend Lane	13,500.00	7/29/2011	7/29/2021	112.50	13,387.50	1,350.00	12,037.50	MAP
2542	Highwood Dr	10,300.00	8/2/2011	8/2/2021	85.53	10,214.47	1,026.36	9,188.11	MAP
8622	Cedar Post Court	25,000.00	8/4/2011	8/4/2021	208.33	24,791.67	2,499.96	22,291.71	MAP
8731	Reva St	13,500.00	8/5/2011	8/5/2021	112.50	13,387.50	1,350.00	12,037.50	MAP
8610	Cedar Post Court	25,000.00	8/9/2011	8/9/2021	208.33	24,900.00	2,499.96	22,400.04	MAP
6631	Cattle Dr	25,000.00	8/10/2011	8/10/2021	208.33	24,900.00	2,499.96	22,400.04	MAP
1716	Homeland	25,000.00	8/12/2011	8/12/2021	208.33	24,900.00	2,499.96	22,400.04	MAP
6824	Timothy Dr	25,000.00	8/17/2011	8/17/2021	208.33	24,900.00	2,499.96	22,400.04	MAP
9435	Crimnson Dt	13,500.00	8/19/2011	8/19/2021	112.50	13,387.50	1,350.00	12,037.50	MAP
3443	Charolais	25,000.00	8/19/2011	8/19/2021	208.33	24,900.00	2,499.96	22,400.04	MAP
6650	Cool Morn	25,000.00	8/20/2011	8/20/2021	208.33	24,900.00	2,499.96	22,400.04	MAP
6667	Cool Morn	25,000.00	8/22/2011	8/22/2021	208.33	24,900.00	2,499.96	22,400.04	MAP
6635	Cattle Dr	25,000.00	8/22/2011	8/22/2021	208.33	24,900.00	2,499.96	22,400.04	MAP
3450	Santa Gertrudis Dr	25,000.00	8/24/2011	8/24/2021	208.33	24,900.00	2,499.96	22,400.04	MAP
6643	Cattle Dr	25,000.00	8/25/2011	8/25/2021	208.33	24,900.00	2,499.96	22,400.04	MAP
15629	Gatsby Ln	12,000.00	8/26/2011	8/26/2021	100.00	11,900.00	1,200.00	10,700.00	MAP
9515	Rutherglen Dr	13,500.00	8/28/2011	8/28/2021	112.50	13,387.50	1,350.00	12,037.50	MAP
6623	Cattle Dr	25,000.00	8/30/2011	8/30/2021	208.33	24,900.00	2,499.96	22,400.04	MAP
8250	Clarkview	12,000.00	8/30/2011	8/30/2021	100.00	11,900.00	1,200.00	10,700.00	MAP
12263	Ortega St	13,500.00	8/30/2011	8/30/2021	112.50	13,387.50	1,350.00	12,037.50	MAP
6820	Clark Ridge	12,000.00	8/31/2011	8/31/2021	100.00	11,900.00	1,200.00	10,700.00	MAP
6654	Cool Morn	25,000.00	9/28/2011	9/28/2021	208.33	25,000.00	2,499.96	22,500.04	MAP
3446	Charolais Dr	25,000.00	9/28/2011	9/28/2021	208.33	25,000.00	2,499.96	22,500.04	MAP
3450	Charolais Dr	25,000.00	9/28/2011	9/28/2021	208.33	25,000.00	2,499.96	22,500.04	MAP
5328	Bexar St	25,000.00	9/28/2011	9/28/2021	208.33	25,000.00	2,499.96	22,500.04	MAP
3467	Brahma Drive	44,056.00	6/27/2011	6/27/2026	367.13	42,954.61	4,405.56	38,549.05	NSP
6640	Happy Trails Drive	45,789.98	6/29/2011	6/29/2026	381.58	44,645.24	4,578.96	40,066.28	NSP
6641	Happy Trails Drive	43,642.47	6/30/2011	6/30/2026	363.69	42,551.40	4,364.28	38,187.12	NSP
6632	Happy Trails Drive	53,251.77	6/30/2011	6/30/2026	443.76	51,920.49	5,325.12	46,595.37	NSP
3403	Brahma Drive	48,917.46	7/1/2011	7/1/2026	407.65	48,102.16	4,891.80	43,210.36	NSP

FORGIVABLE LOANS

						2011-12		CURRENT	
		LOAN	LOAN	MATURITY	MONTHLY	BALANCE	Amount Forgiven	ENDING BALANCE	Loan
CLIENT		AMOUNT	CLOSED	DATE	PAYMENTS	AS OF 10/1/11	AS OF 9/30/12	AS OF 9/30/12	Type
3414	Mojave	49,183.69	7/6/2011	7/6/2026	409.86	47,363.97	4,918.32	42,445.65	NSP
3410	Mojave	53,763.47	7/8/2011	7/8/2026	448.03	52,867.41	5,376.36	47,491.05	NSP
6633	Happy Trails Drive	45,984.41	7/11/2011	7/11/2026	383.20	45,218.01	4,598.40	40,619.61	NSP
6636	Happy Trails Drive	43,914.68	7/29/2011	7/29/2026	365.96	43,182.76	4,391.52	38,791.24	NSP
6637	Happy Trails Drive	52,436.01	7/30/2011	7/30/2026	436.97	51,562.07	5,243.64	46,318.43	NSP
1331	Hendricks	41,505.86	8/1/2011	8/1/2026	345.88	41,159.98	4,150.56	37,009.42	NSP
6644	Happy Trails Drive	49,590.23	8/2/2011	8/2/2026	413.25	45,176.98	4,959.00	40,217.98	NSP
6163	Balcony	31,981.50	8/12/2011	8/12/2026	266.51	31,714.99	3,198.12	28,516.87	NSP
1339	Claude	44,132.20	8/25/2011	8/25/2026	367.77	43,764.43	4,413.24	39,351.19	NSP
1540	Sax Leigh Dr	52,862.82	8/30/2011	8/30/2026	440.52	52,422.00	5,286.24	47,135.76	NSP
2343	John Mccoy	45,850.64	8/31/2011	8/31/2026	382.09	45,468.55	4,585.08	40,883.47	NSP
6250	Balcony	32,520.31	9/14/2011	9/14/2026	271.00	32,249.31	3,252.00	28,997.31	NSP
1352	Hendricks	44,564.33	9/30/2011	9/30/2026	371.37	44,564.33	4,456.44	40,107.89	NSP
9606	Calle De Oro	23,915.00	9/30/2011	9/30/2026	199.29	23,915.00	2,391.48	21,523.52	NSP
1528	Sax Leigh Dr	42,978.48	9/30/2011	9/30/2026	358.15	42,978.48	4,297.80	38,680.68	NSP
1516	Sax Leigh Dr	49,505.45	9/30/2011	9/30/2026	412.55	49,505.45	4,950.60	44,554.85	NSP
8610	Cedar Post Court	6,625.00	7/8/2011	7/8/2016	110.41	6,404.18	1,324.92	5,079.26	CHDO
6618	Cool Morn	10,000.00	7/18/2011	7/18/2016	166.67	9,666.66	2,000.04	7,666.62	CHDO
8614	Cedar Post Court	6,625.00	8/8/2011	8/8/2016	110.41	6,404.18	1,324.92	5,079.26	CHDO
3443	Charolais	10,000.00	8/19/2011	8/19/2016	166.67	9,833.33	2,000.04	7,833.29	CHDO
6667	Cool Morn	10,000.00	8/22/2011	8/22/2016	166.67	9,833.33	2,000.04	7,833.29	CHDO
3450	Santa Gertrudis Dr	10,000.00	8/23/2011	8/23/2016	166.67	9,833.33	2,000.04	7,833.29	CHDO
3451	Brahma Drive	10,000.00	8/29/2011	8/29/2016	166.67	9,833.33	2,000.04	7,833.29	CHDO
6657	Happy Trails Drive	10,000.00	8/30/2011	8/30/2016	166.67	9,833.33	2,000.04	7,833.29	CHDO
6636	Leaning Oaks	10,000.00	8/31/2011	8/31/2016	166.67	9,833.33	2,000.04	7,833.29	CHDO
6650	Cool Morn	10,000.00	8/31/2011	8/31/2016	166.67	9,833.33	2,000.04	7,833.29	CHDO
3219	Buckskin Drive	10,000.00	9/2/2011	9/2/2016	166.67	10,000.00	2,000.04	7,999.96	CHDO
3346	Charolais	10,000.00	9/7/2011	9/7/2016	166.67	10,000.00	2,000.04	7,999.96	CHDO
3368	Mojave	10,000.00	9/8/2011	9/8/2016	166.67	10,000.00	2,000.04	7,999.96	CHDO
3450	Charolais	10,000.00	9/9/2011	9/9/2016	166.67	10,000.00	2,000.04	7,999.96	CHDO
6654	Cool Morn	10,000.00	9/19/2011	9/19/2016	166.67	10,000.00	2,000.04	7,999.96	CHDO
6653	Happy Trails Drive	10,000.00	9/22/2011	9/22/2016	166.67	10,000.00	2,000.04	7,999.96	CHDO
6238	Buckskin Drive	10,000.00	9/29/2011	9/29/2016	166.67	10,000.00	2,000.04	7,999.96	CHDO
5328	Bexar St	28,000.00	9/28/2011	9/28/2016	233.33	28,000.00	2,799.96	25,200.04	CHDO
2127	Dandelion	1,250.00	12/14/2011	02/03/16	20.83	1,250.00	166.64	1,083.36	MSRP
2127	Dandelion	3,840.00	12/14/2011	02/03/16	64.00	3,840.00	512.00	3,328.00	MSRP
2127	Dandelion	4,745.00	12/14/2011	02/03/16	79.08	4,745.00	632.64	4,112.36	MSRP
2633	Almeda	5,045.00	12/14/2011	02/03/16	84.08	5,045.00	672.64	4,372.36	MSRP
2633	Almeda	5,855.72	12/14/2011	02/03/16	98.15	5,855.72	785.20	5,070.52	MSRP
2633	Almeda	2,720.00	12/14/2011	02/03/16	45.33	2,720.00	362.64	2,357.36	MSRP
3210	Alabama	1,600.00	12/14/2011	02/03/16	26.67	1,600.00	213.36	1,386.64	MSRP
3210	Alabama	3,876.00	12/14/2011	02/03/16	64.60	3,876.00	516.80	3,359.20	MSRP
3210	Alabama	4,852.40	12/14/2011	02/03/16	80.87	4,852.40	646.96	4,205.44	MSRP
2718	Southland	6,220.00	12/14/2011	02/03/16	103.67	6,220.00	829.36	5,390.64	MSRP
2718	Southland	2,546.50	12/14/2011	02/03/16	42.44	2,546.50	339.52	2,206.98	MSRP
2718	Southland	5,848.16	12/14/2011	02/03/16	97.47	5,848.16	779.76	5,068.40	MSRP
7204	Little Canyon	5,280.00	12/14/2011	02/03/16	88.00	5,280.00	704.00	4,576.00	MSRP
7204	Little Canyon	1,285.00	12/14/2011	02/03/16	21.42	1,285.00	171.36	1,113.64	MSRP
7204	Little Canyon	8,523.20	12/14/2011	02/03/16	142.05	8,523.20	1,136.40	7,386.80	MSRP
1342	Fernwood	3,630.00	12/14/2011	02/03/16	60.50	3,630.00	484.00	3,146.00	MSRP
1342	Fernwood	5,088.88	12/14/2011	02/03/16	84.80	5,088.88	678.40	4,410.48	MSRP
1342	Fernwood	5,242.50	12/14/2011	02/03/16	87.38	5,242.50	699.04	4,543.46	MSRP
2834	Mc Dermott	4,884.39	12/14/2011	02/03/16	81.41	4,884.39	651.28	4,233.11	MSRP
2834	Mc Dermott	3,872.96	12/14/2011	02/03/16	64.55	3,872.96	516.40	3,356.56	MSRP
2834	Mc Dermott	1,145.00	12/14/2011	02/03/16	19.08	1,145.00	152.64	992.36	MSRP
2834	Mc Dermott	6,663.02	12/14/2011	02/03/16	111.05	6,663.02	888.40	5,774.62	MSRP
2801	Peary	4,745.00	12/14/2011	02/03/16	79.08	4,745.00	632.64	4,112.36	MSRP
2801	Peary	6,545.00	12/14/2011	02/03/16	109.08	6,545.00	872.64	5,672.36	MSRP

FORGIVABLE LOANS

						2011-12		CURRENT	
		LOAN	LOAN	MATURITY	MONTHLY	BALANCE	Amount Forgiven	ENDING BALANCE	Loan
CLIENT		AMOUNT	CLOSED	DATE	PAYMENTS	AS OF 10/1/11	AS OF 9/30/12	AS OF 9/30/12	Type
2801	Peary	1,335.00	12/14/2011	02/03/16	22.25	1,335.00	178.00	1,157.00	MSRP
6925	Sammy Circle	4,905.00	12/14/2011	02/03/16	81.75	4,905.00	654.00	4,251.00	MSRP
6925	Sammy Circle	1,533.00	12/14/2011	02/03/16	25.55	1,533.00	204.40	1,328.60	MSRP
6925	Sammy Circle	1,724.66	12/14/2011	02/03/16	28.74	1,724.66	229.92	1,494.74	MSRP
734	Kirkwood	760.50	12/14/2011	02/03/16	12.68	760.50	101.44	659.06	MSRP
734	Kirkwood	7,467.70	12/14/2011	02/03/16	124.45	7,467.70	995.60	6,472.10	MSRP
734	Kirkwood	5,600.00	12/14/2011	02/03/16	93.33	5,600.00	746.64	4,853.36	MSRP
10020	HYMIE	6,718.00	1/18/2012	03/09/17	119.97	6,718.00	839.79	5,878.21	MSRP
10020	HYMIE	7,213.87	1/18/2012	03/09/17	120.23	7,213.87	841.61	6,372.26	MSRP
2718	GERTRUDE	2,608.00	1/18/2012	03/09/17	43.47	2,608.00	304.29	2,303.71	MSRP
2718	GERTRUDE	1,228.00	1/18/2012	03/09/17	20.42	1,228.00	142.94	1,085.06	MSRP
2718	GERTRUDE	6,828.56	1/18/2012	03/09/17	113.81	6,828.56	796.67	6,031.89	MSRP
2718	GERTRUDE	4,876.15	1/18/2012	03/09/17	81.27	4,876.15	568.89	4,307.26	MSRP
4077	HUCKLEBERRY	4,847.00	1/18/2012	03/09/17	80.78	4,847.00	565.46	4,281.54	MSRP
4077	HUCKLEBERRY	6,843.00	1/18/2012	03/09/17	114.05	6,843.00	798.35	6,044.65	MSRP
4077	HUCKLEBERRY	4,256.00	1/18/2012	03/09/17	70.93	4,256.00	496.51	3,759.49	MSRP
7900	POND	3,699.30	1/18/2012	03/09/17	61.66	3,699.30	431.62	3,267.68	MSRP
7900	POND	4,842.50	1/18/2012	03/09/17	80.71	4,842.50	564.97	4,277.53	MSRP
7900	POND	5,504.00	1/18/2012	03/09/17	91.73	5,504.00	642.11	4,861.89	MSRP
2410	BLANTON	9,120.00	1/18/2012	03/09/17	152.00	9,120.00	1,064.00	8,056.00	MSRP
2410	BLANTON	5,865.71	1/18/2012	03/09/17	97.76	5,865.71	684.32	5,181.39	MSRP
531	Goldwood	4,160.00	1/18/2012	03/09/17	69.33	4,160.00	485.31	3,674.69	MSRP
531	Goldwood	8,354.19	1/18/2012	03/09/17	139.23	8,354.19	974.61	7,379.58	MSRP
7135	Woodland Terrace	5,445.00	1/18/2012	03/09/17	90.75	5,445.00	635.25	4,809.75	MSRP
7437	Claymont	4,502.25	1/18/2012	03/09/17	75.04	4,502.25	525.28	3,976.97	MSRP
7124	Arborcrest	6,864.75	1/18/2012	03/09/17	114.41	6,864.75	800.87	6,063.88	MSRP
7124	Arborcrest	1,190.00	1/18/2012	03/09/17	19.83	1,190.00	138.81	1,051.19	MSRP
7124	Arborcrest	4,900.00	1/18/2012	03/09/17	81.67	4,900.00	571.69	4,328.31	MSRP
425	Suffolk	5,089.40	1/18/2012	03/09/17	84.82	5,089.40	593.74	4,495.66	MSRP
425	Suffolk	6,335.10	1/18/2012	03/09/17	105.59	6,335.10	739.13	5,595.97	MSRP
425	Suffolk	6,037.20	1/18/2012	03/09/17	100.62	6,037.20	704.34	5,332.86	MSRP
4146	Tioga	5,749.00	1/18/2012	03/09/17	95.82	5,749.00	670.74	5,078.26	MSRP
4146	Tioga	8,031.80	1/18/2012	03/09/17	133.86	8,031.80	937.02	7,094.78	MSRP
4146	Tioga	475.00	1/18/2012	03/09/17	7.92	475.00	55.44	419.56	MSRP
6740	Latta	778.50	2/3/2012	03/25/17	12.98	778.50	90.86	687.64	MSRP
6740	Latta	5,477.44	2/3/2012	03/25/17	91.29	5,477.44	639.03	4,838.41	MSRP
6740	Latta	3,033.00	2/3/2012	03/25/17	50.55	3,033.00	353.85	2,679.15	MSRP
6740	Latta	6,573.00	2/3/2012	03/25/17	109.55	6,573.00	766.85	5,806.15	MSRP
414	Elston	5,805.50	2/3/2012	03/25/17	96.76	5,805.50	677.32	5,128.18	MSRP
2342	Wynnnewood	6,294.00	2/3/2012	03/25/17	104.90	6,294.00	734.30	5,559.70	MSRP
2342	Wynnnewood	2,768.00	2/3/2012	03/25/17	46.13	2,768.00	322.91	2,445.09	MSRP
708	Hines	7,347.92	2/27/2012	04/02/17	122.47	7,347.92	734.82	6,613.10	MSRP
708	Hines	5,140.00	2/27/2012	04/02/17	85.67	5,140.00	514.02	4,625.98	MSRP
4852	BISMARK	4,207.49	2/27/2012	04/02/17	70.12	4,207.49	420.72	3,786.77	MSRP
4852	BISMARK	5,140.00	2/27/2012	04/02/17	85.67	5,140.00	514.02	4,625.98	MSRP
4852	BISMARK	1,149.00	2/27/2012	04/02/17	19.15	1,149.00	114.90	1,034.10	MSRP
6814	SHADY MEADOW	1,200.00	2/27/2012	04/02/17	20.00	1,200.00	120.00	1,080.00	MSRP
6814	SHADY MEADOW	8,354.40	2/27/2012	04/02/17	139.24	8,354.40	835.44	7,518.96	MSRP
2511	Club Manor	5,180.00	2/27/2012	04/02/17	86.33	5,180.00	517.98	4,662.02	MSRP
3408	Cardinal	6,183.15	2/27/2012	04/02/17	103.05	6,183.15	618.30	5,564.85	MSRP
3408	Cardinal	6,175.60	2/27/2012	04/02/17	102.93	6,175.60	617.58	5,558.02	MSRP
3408	Cardinal	2,720.00	2/27/2012	04/02/17	45.33	2,720.00	271.98	2,448.02	MSRP
3927	Happy Canyon	6,960.00	2/27/2012	04/02/17	116.00	6,960.00	696.00	6,264.00	MSRP
3927	Happy Canyon	6,005.00	2/27/2012	04/02/17	100.08	6,005.00	600.48	5,404.52	MSRP
3927	Happy Canyon	1,300.00	2/27/2012	04/02/17	21.67	1,300.00	130.02	1,169.98	MSRP
1020	Clearwood	7,528.00	3/20/2012	04/26/17	125.47	7,528.00	752.82	6,775.18	MSRP
2508	San Paula	6,170.00	3/20/2012	04/26/17	102.83	6,170.00	616.98	5,553.02	MSRP
2508	San Paula	7,359.15	3/20/2012	04/26/17	122.65	7,359.15	735.90	6,623.25	MSRP

FY: 10-01-11 THROUGH 9-30-12									
FORGIVABLE LOANS									
							2011-12	CURRENT	
		LOAN	LOAN	MATURITY	MONTHLY	BALANCE	Amount Forgiven	ENDING BALANCE	Loan
	CLIENT	AMOUNT	CLOSED	DATE	PAYMENTS	AS OF 10/1/11	AS OF 9/30/12	AS OF 9/30/12	Type
1827	Leath	1,575.00	3/20/2012	04/26/17	26.26	1,575.00	157.56	1,417.44	MSRP
1827	Leath	7,681.00	3/20/2012	04/26/17	128.01	7,681.00	768.06	6,912.94	MSRP
1827	Leath	5,580.00	3/20/2012	04/26/17	93.00	5,580.00	558.00	5,022.00	MSRP
4850	Elena	1,170.00	3/20/2012	04/26/17	19.50	1,170.00	117.00	1,053.00	MSRP
4850	Elena	3,085.00	3/20/2012	04/26/17	51.41	3,085.00	308.46	2,776.54	MSRP
4850	Elena	6,560.00	3/20/2012	04/26/17	109.33	6,560.00	655.98	5,904.02	MSRP
967	Ryan	3,703.00	3/20/2012	04/26/17	61.72	3,703.00	370.32	3,332.68	MSRP
967	Ryan	7,500.00	3/20/2012	04/26/17	125.00	7,500.00	750.00	6,750.00	MSRP
1011	Forester	5,067.00	3/20/2012	04/26/17	84.45	5,067.00	506.70	4,560.30	MSRP
1011	Forester	4,995.10	3/20/2012	04/26/17	83.25	4,995.10	499.50	4,495.60	MSRP
1011	Forester	4,518.99	3/20/2012	04/26/17	75.32	4,518.99	451.92	4,067.07	MSRP
711	Havenwood	5,141.43	3/20/2012	04/26/17	85.69	5,141.43	514.14	4,627.29	MSRP
711	Havenwood	5,891.36	3/20/2012	04/26/17	98.19	5,891.36	589.14	5,302.22	MSRP
711	Havenwood	3,078.12	3/20/2012	04/26/17	51.30	3,078.12	307.80	2,770.32	MSRP
1943	Chattanooga	2,526.00	3/20/2012	04/26/17	42.10	2,526.00	252.60	2,273.40	MSRP
1943	Chattanooga	3,814.00	3/20/2012	04/26/17	63.57	3,814.00	381.42	3,432.58	MSRP
1943	Chattanooga	4,774.12	3/20/2012	04/26/17	79.57	4,774.12	477.42	4,296.70	MSRP
1943	Chattanooga	4,516.90	3/20/2012	04/26/17	75.28	4,516.90	451.68	4,065.22	MSRP
3552	Nomas	4,893.73	3/20/2012	04/26/17	81.56	4,893.73	489.36	4,404.37	MSRP
3552	Nomas	7,319.96	3/20/2012	04/26/17	122.00	7,319.96	732.00	6,587.96	MSRP
3552	Nomas	3,200.00	3/20/2012	04/26/17	53.33	3,200.00	319.98	2,880.02	MSRP
3552	Nomas	1,295.00	3/20/2012	04/26/17	21.58	1,295.00	129.48	1,165.52	MSRP
3025	Marjorie	1,773.12	3/30/2012	05/05/17	29.55	1,773.12	147.75	1,625.37	MSRP
3025	Marjorie	5,277.00	3/30/2012	05/05/17	87.95	5,277.00	439.75	4,837.25	MSRP
1204	Willow Glen	4,404.68	3/30/2012	05/05/17	73.41	4,404.68	367.05	4,037.63	MSRP
1204	Willow Glen	7,893.00	3/30/2012	05/05/17	131.55	7,893.00	657.75	7,235.25	MSRP
5026	Linder	4,200.00	3/30/2012	05/05/17	70.00	4,200.00	350.00	3,850.00	MSRP
5026	Linder	3,675.00	3/30/2012	05/05/17	61.25	3,675.00	306.25	3,368.75	MSRP
5026	Linder	4,772.00	3/30/2012	05/05/17	79.53	4,772.00	397.65	4,374.35	MSRP
407	Kruger	2,670.00	3/30/2012	05/05/17	44.50	2,670.00	222.50	2,447.50	MSRP
407	Kruuger	6,126.00	3/30/2012	05/05/17	102.10	6,126.00	510.50	5,615.50	MSRP
407	Kruuger	5,726.80	3/30/2012	05/05/17	95.45	5,726.80	477.25	5,249.55	MSRP
3230	Mayhew	3,330.00	3/30/2012	05/05/17	55.50	3,330.00	277.50	3,052.50	MSRP
3230	Mayhew	5,120.00	3/30/2012	05/05/17	85.33	5,120.00	426.65	4,693.35	MSRP
3230	Mayhew	6,472.80	3/30/2012	05/05/17	107.88	6,472.80	539.40	5,933.40	MSRP
2072	Van Cleave	5,338.00	3/30/2012	05/05/17	88.97	5,338.00	444.85	4,893.15	MSRP
2072	Van Cleave	8,929.38	3/30/2012	05/05/17	148.82	8,929.38	744.10	8,185.28	MSRP
5008	Hollow Ridge	5,654.00	3/30/2012	05/05/17	94.23	5,654.00	471.15	5,182.85	MSRP
5008	Hollow Ridge	1,300.00	3/30/2012	05/05/17	21.67	1,300.00	108.35	1,191.65	MSRP
5324	Mystic Trl.	7,892.80	3/30/2012	05/05/17	131.55	7,892.80	657.75	7,235.05	MSRP
5324	Mystic Trl.	1,150.00	3/30/2012	05/05/17	19.17	1,150.00	95.85	1,054.15	MSRP
5324	Mystic Trl.	4,608.50	3/30/2012	05/05/17	76.81	4,608.50	384.05	4,224.45	MSRP
2635	Globe	3,719.68	3/30/2012	05/05/17	61.99	3,719.68	309.95	3,409.73	MSRP
2635	Globe	6,944.30	3/30/2012	05/05/17	115.74	6,944.30	578.70	6,365.60	MSRP
2635	Globe	5,272.00	3/30/2012	05/05/17	87.87	5,272.00	439.35	4,832.65	MSRP
4831	Mexicana	4,095.00	4/18/2012	05/24/17	68.25	4,095.00	341.25	3,753.75	MSRP
1326	Arizona	6,832.00	4/18/2012	05/24/17	113.87	6,832.00	569.35	6,262.65	MSRP
1326	Arizona	8,843.11	4/18/2012	05/24/17	147.39	8,843.11	736.95	8,106.16	MSRP
1326	Arizona	1,145.00	4/18/2012	05/24/17	19.08	1,145.00	95.40	1,049.60	MSRP
1628	Windchime	5,972.00	4/18/2012	05/24/17	99.53	5,972.00	497.65	5,474.35	MSRP
1628	Windchime	1,535.00	4/18/2012	05/24/17	25.58	1,535.00	127.90	1,407.10	MSRP
1628	Windchime	4,738.50	4/18/2012	05/24/17	78.98	4,738.50	394.90	4,343.60	MSRP
10239	Green Ash	8,348.00	4/18/2012	05/24/17	139.13	8,348.00	695.65	7,652.35	MSRP
10239	Green Ash	5,320.00	4/18/2012	05/24/17	88.67	5,320.00	443.35	4,876.65	MSRP
4242	Clark College	1,300.00	4/18/2012	05/24/17	21.67	1,300.00	108.35	1,191.65	MSRP
4242	Clark College	8,084.15	4/18/2012	05/24/17	134.74	8,084.15	673.70	7,410.45	MSRP
3516	Linefield	7,620.65	4/18/2012	05/24/17	127.01	7,620.65	635.05	6,985.60	MSRP
3516	Linefield	960.00	4/18/2012	05/24/17	16.00	960.00	80.00	880.00	MSRP

FY: 10-01-11 THROUGH 9-30-12									
FORGIVABLE LOANS									
							2011-12	CURRENT	
		LOAN	LOAN	MATURITY	MONTHLY	BALANCE	Amount Forgiven	ENDING BALANCE	Loan
	CLIENT	AMOUNT	CLOSED	DATE	PAYMENTS	AS OF 10/1/11	AS OF 9/30/12	AS OF 9/30/12	Type
3516	Linefield	3,680.00	4/18/2012	05/24/17	61.33	3,680.00	306.65	3,373.35	MSRP
3003	Hatcher	2,160.00	4/19/2012	05/25/17	36.00	2,160.00	180.00	1,980.00	MSRP
3003	Hatcher	5,133.22	4/19/2012	05/25/17	85.55	5,133.22	427.75	4,705.47	MSRP
3003	Hatcher	5,273.55	4/19/2012	05/25/17	87.89	5,273.55	439.45	4,834.10	MSRP
3003	Hatcher	2,128.00	4/19/2012	05/25/17	35.47	2,128.00	177.35	1,950.65	MSRP
7961	Olusta	2,869.92	4/19/2012	05/25/17	47.83	2,869.92	239.15	2,630.77	MSRP
7961	Olusta	5,343.70	4/19/2012	05/25/17	89.06	5,343.70	445.30	4,898.40	MSRP
7961	Olusta	5,979.30	4/19/2012	05/25/17	99.66	5,979.30	498.30	5,481.00	MSRP
7961	Olusta	3,230.00	4/19/2012	05/25/17	53.83	3,230.00	269.15	2,960.85	MSRP
3627	Dawes	2,635.00	4/19/2012	05/25/17	43.92	2,635.00	219.60	2,415.40	MSRP
3627	Dawes	1,859.00	4/19/2012	05/25/17	30.98	1,859.00	154.90	1,704.10	MSRP
3627	Dawes	6,693.05	4/19/2012	05/25/17	111.55	6,693.05	557.75	6,135.30	MSRP
3627	Dawes	6,221.70	4/19/2012	05/25/17	103.70	6,221.70	518.50	5,703.20	MSRP
6421	Palm Island	3,476.00	4/19/2012	05/25/17	57.93	3,476.00	289.65	3,186.35	MSRP
6421	Palm Island	1,150.00	4/19/2012	05/25/17	19.17	1,150.00	95.85	1,054.15	MSRP
6421	Palm Island	5,825.00	4/19/2012	05/25/17	97.08	5,825.00	485.40	5,339.60	MSRP
6421	Palm Island	5,227.00	4/19/2012	05/25/17	87.12	5,227.00	435.60	4,791.40	MSRP
6108	Greenmere	5,619.00	4/30/2012	06/04/17	93.65	5,619.00	374.60	5,244.40	MSRP
6108	Greenmere	738.00	4/30/2012	06/04/17	12.30	738.00	49.20	688.80	MSRP
6108	Greenmere	5,373.16	4/30/2012	06/04/17	89.55	5,373.16	358.20	5,014.96	MSRP
3318	Ridgemoor	6,127.00	4/30/2012	06/04/17	102.12	6,127.00	408.48	5,718.52	MSRP
3318	Ridgemoor	7,657.00	4/30/2012	06/04/17	127.62	7,657.00	510.48	7,146.52	MSRP
8425	Campanella	2,880.00	4/30/2012	06/04/17	48.00	2,880.00	192.00	2,688.00	MSRP
8425	Campanella	1,140.00	4/30/2012	06/04/17	19.00	1,140.00	76.00	1,064.00	MSRP
8425	Campanella	5,215.00	4/30/2012	06/04/17	86.92	5,215.00	347.68	4,867.32	MSRP
8425	Campanella	5,504.00	4/30/2012	06/04/17	91.73	5,504.00	366.92	5,137.08	MSRP
3471	Pacesetter	7,129.47	5/21/2012	06/25/17	118.82	7,129.47	475.28	6,654.19	MSRP
3471	Pacesetter	4,730.00	5/21/2012	06/25/17	78.83	4,730.00	315.32	4,414.68	MSRP
3471	Pacesetter	5,639.50	5/21/2012	06/25/17	93.99	5,639.50	375.96	5,263.54	MSRP
5622	Cary	3,432.00	5/21/2012	06/25/17	57.20	3,432.00	228.80	3,203.20	MSRP
5622	Cary	5,046.36	5/21/2012	06/25/17	84.11	5,046.36	336.44	4,709.92	MSRP
5622	Cary	5,347.00	5/21/2012	06/25/17	89.12	5,347.00	356.48	4,990.52	MSRP
614	Green Cove	7,596.24	5/21/2012	06/25/17	126.60	7,596.24	506.40	7,089.84	MSRP
614	Green Cove	6,525.00	5/21/2012	06/25/17	108.75	6,525.00	435.00	6,090.00	MSRP
614	Green Cove	795.00	5/21/2012	06/25/17	13.25	795.00	53.00	742.00	MSRP
639	N Rosemont	2,175.00	5/21/2012	06/25/17	36.25	2,175.00	145.00	2,030.00	MSRP
639	N Rosemont	4,448.50	5/21/2012	06/25/17	74.14	4,448.50	296.56	4,151.94	MSRP
639	N Rosemont	4,312.00	5/21/2012	06/25/17	71.87	4,312.00	287.48	4,024.52	MSRP
639	N Rosemont	6,564.00	5/21/2012	06/25/17	109.40	6,564.00	437.60	6,126.40	MSRP
2203	Lewiston	7,562.50	5/21/2012	06/25/17	126.03	7,562.50	504.12	7,058.38	MSRP
2203	Lewiston	8,334.18	5/21/2012	06/25/17	138.90	8,334.18	555.60	7,778.58	MSRP
714	Highcrest	6,366.26	5/21/2012	06/25/17	106.10	6,366.26	424.40	5,941.86	MSRP
714	Highcrest	4,560.00	5/21/2012	06/25/17	76.00	4,560.00	304.00	4,256.00	MSRP
6310	Moonglow	7,436.23	5/21/2012	06/25/17	123.94	7,436.23	495.76	6,940.47	MSRP
6310	Moonglow	6,317.88	5/21/2012	06/25/17	105.30	6,317.88	421.20	5,896.68	MSRP
6310	Moonglow	1,000.00	5/21/2012	06/25/17	16.67	1,000.00	66.68	933.32	MSRP
2710	Fordham	4,980.00	5/21/2012	06/25/17	83.00	4,980.00	332.00	4,648.00	MSRP
2710	Fordham	5,208.99	5/21/2012	06/25/17	86.80	5,208.99	347.20	4,861.79	MSRP
2710	Fordham	5,914.44	5/21/2012	06/25/17	98.57	5,914.44	394.28	5,520.16	MSRP
2253	Deerpath	3,632.00	5/21/2012	06/25/17	60.53	3,632.00	242.12	3,389.88	MSRP
2253	Deerpath	8,567.10	5/21/2012	06/25/17	142.79	8,567.10	571.16	7,995.94	MSRP
2253	Deerpath	4,433.72	5/21/2012	06/25/17	73.90	4,433.72	295.60	4,138.12	MSRP
9622	Laneyvale	8,318.36	5/21/2012	06/25/17	138.64	8,318.36	554.56	7,763.80	MSRP
9622	Laneyvale	4,104.00	5/21/2012	06/25/17	68.40	4,104.00	273.60	3,830.40	MSRP
12230	Willowdell	3,640.00	5/31/2012	07/06/12	60.66	3,640.00	181.98	3,458.02	MSRP
12230	Willowdell	7,825.08	5/31/2012	07/06/12	130.42	7,825.08	391.26	7,433.82	MSRP
10108	Neosho	3,272.78	5/31/2012	07/06/12	54.55	3,272.78	163.65	3,109.13	MSRP
10108	Neosho	8,558.04	5/31/2012	07/06/12	142.63	8,558.04	427.89	8,130.15	MSRP

FORGIVABLE LOANS

						2011-12		CURRENT	
		LOAN	LOAN	MATURITY	MONTHLY	BALANCE	Amount Forgiven	ENDING BALANCE	Loan
CLIENT		AMOUNT	CLOSED	DATE	PAYMENTS	AS OF 10/1/11	AS OF 9/30/12	AS OF 9/30/12	Type
10108	Neosho	5,271.00	5/31/2012	07/06/12	87.85	5,271.00	263.55	5,007.45	MSRP
540	Goldwood	3,840.00	5/31/2012	07/06/12	64.00	3,840.00	192.00	3,648.00	MSRP
540	Goldwood	8,673.22	5/31/2012	07/06/12	144.55	8,673.22	433.65	8,239.57	MSRP
1521	Meadow Valley	3,840.00	5/31/2012	07/06/12	64.00	3,840.00	192.00	3,648.00	MSRP
1521	Meadow Valley	6,929.76	5/31/2012	07/06/12	115.50	6,929.76	346.50	6,583.26	MSRP
1521	Meadow Valley	5,275.35	5/31/2012	07/06/12	87.92	5,275.35	263.76	5,011.59	MSRP
1623	Allentown	9,426.15	6/21/2012	07/27/12	157.10	9,426.15	471.30	8,954.85	MSRP
8926	CHERRYBROOK	6,770.75	6/21/2012	07/27/12	112.85	6,770.75	338.55	6,432.20	MSRP
8926	CHERRYBROOK	7,510.73	6/21/2012	07/27/12	125.18	7,510.73	375.54	7,135.19	MSRP
2632	Volga	1,295.00	6/21/2012	07/27/12	21.58	1,295.00	64.74	1,230.26	MSRP
2632	Volga	2,400.00	6/21/2012	07/27/12	40.00	2,400.00	120.00	2,280.00	MSRP
2632	Volga	6,228.98	6/21/2012	07/27/12	103.82	6,228.98	311.46	5,917.52	MSRP
2632	Volga	5,420.40	6/21/2012	07/27/12	90.34	5,420.40	271.02	5,149.38	MSRP
2015	DANCLIFF	7,777.50	6/21/2012	07/27/12	129.63	7,777.50	388.89	7,388.61	MSRP
2015	DANCLIFF	7,298.35	6/21/2012	07/27/12	121.64	7,298.35	364.92	6,933.43	MSRP
7831	LOST MIRAGE	6,450.32	6/21/2012	07/27/12	107.51	6,450.32	322.53	6,127.79	MSRP
7831	LOST MIRAGE	5,344.00	6/21/2012	07/27/12	89.07	5,344.00	267.21	5,076.79	MSRP
7831	LOST MIRAGE	4,160.00	6/21/2012	07/27/12	69.33	4,160.00	207.99	3,952.01	MSRP
4126	CLARK COLLEGE	3,060.00	6/21/2012	07/27/12	51.00	3,060.00	153.00	2,907.00	MSRP
4126	CLARK COLLEGE	5,973.00	6/21/2012	07/27/12	99.55	5,973.00	298.65	5,674.35	MSRP
4126	CLARK COLLEGE	5,348.00	6/21/2012	07/27/12	89.13	5,348.00	267.39	5,080.61	MSRP
2222	MICHIGAN	4,275.00	6/21/2012	07/27/12	71.25	4,275.00	213.75	4,061.25	MSRP
2222	MICHIGAN	5,157.00	6/21/2012	07/27/12	85.95	5,157.00	257.85	4,899.15	MSRP
2222	MICHIGAN	2,880.00	6/21/2012	07/27/12	48.00	2,880.00	144.00	2,736.00	MSRP
2428	SUE	10,556.10	6/28/2012	08/05/17	175.94	10,556.10	351.88	10,204.22	MSRP
2428	SUE	5,940.00	6/28/2012	08/05/17	99.00	5,940.00	198.00	5,742.00	MSRP
367	CRUSADER	7,076.87	6/28/2012	08/05/17	117.95	7,076.87	235.90	6,840.97	MSRP
367	CRUSADER	1,007.44	6/28/2012	08/05/17	16.79	1,007.44	33.58	973.86	MSRP
367	CRUSADER	5,205.00	6/28/2012	08/05/17	86.75	5,205.00	173.50	5,031.50	MSRP
6421	SYMPHONY	5,632.00	6/28/2012	08/05/17	93.87	5,632.00	187.74	5,444.26	MSRP
6421	SYMPHONY	2,700.00	6/28/2012	08/05/17	45.00	2,700.00	90.00	2,610.00	MSRP
6421	SYMPHONY	8,752.00	6/28/2012	08/05/17	145.87	8,752.00	291.74	8,460.26	MSRP
2754	MEADOW HARVEST	1,536.28	7/24/2012	08/30/17	25.60	1,536.28	51.20	1,485.08	MSRP
2754	MEADOW HARVEST	5,750.35	7/24/2012	08/30/17	95.84	5,750.35	191.68	5,558.67	MSRP
3705	3705 WENDEKLIN	8,388.96	7/24/2012	08/30/17	139.82	8,388.96	279.64	8,109.32	MSRP
3705	3705 WENDEKLIN	3,240.00	7/24/2012	08/30/17	54.00	3,240.00	108.00	3,132.00	MSRP
750	750 GOLDWOOD	4,905.00	7/24/2012	08/30/17	81.75	4,905.00	163.50	4,741.50	MSRP
750	750 GOLDWOOD	6,107.20	7/24/2012	08/30/17	101.79	6,107.20	203.58	5,903.62	MSRP
3107	FERNWOOD	5,205.00	7/24/2012	08/30/17	86.75	5,205.00	173.50	5,031.50	MSRP
3107	FERNWOOD	5,693.00	7/24/2012	08/30/17	94.88	5,693.00	189.76	5,503.24	MSRP
3107	FERNWOOD	5,698.46	7/24/2012	08/30/17	94.97	5,698.46	189.94	5,508.52	MSRP
3806	TIOGA	7,436.35	7/24/2012	08/30/17	123.94	7,436.35	247.88	7,188.47	MSRP
3806	TIOGA	2,970.00	7/24/2012	08/30/17	49.50	2,970.00	99.00	2,871.00	MSRP
9910	HUSTEAD	5,254.00	7/24/2012	08/30/17	87.57	5,254.00	175.14	5,078.86	MSRP
9910	HUSTEAD	3,135.00	7/24/2012	08/30/17	52.25	3,135.00	104.50	3,030.50	MSRP
8011	KISKA	2,310.00	7/24/2012	08/30/17	38.50	2,310.00	77.00	2,233.00	MSRP
2344	APPELTON	4,655.00	7/24/2012	08/30/17	77.58	4,655.00	155.16	4,499.84	MSRP
2344	APPELTON	4,893.73	7/24/2012	08/30/17	81.56	4,893.73	163.12	4,730.61	MSRP
2344	APPELTON	5,768.27	7/24/2012	08/30/17	96.14	5,768.27	192.28	5,575.99	MSRP
3327	PACESETTER	5,507.00	7/31/2012	09/06/17	91.78	5,507.00	91.78	5,415.22	MSRP
3327	PACESETTER	6,389.71	7/31/2012	09/06/17	106.50	6,389.71	106.50	6,283.21	MSRP
4107	PRINGLE	5,205.00	7/31/2012	09/06/17	86.75	5,205.00	86.75	5,118.25	MSRP
4107	PRINGLE	6,952.00	7/31/2012	09/06/17	115.87	6,952.00	115.87	6,836.13	MSRP
4107	PRINGLE	5,342.75	7/31/2012	09/06/17	89.05	5,342.75	89.05	5,253.70	MSRP
1512	HARBOR	8,140.00	7/31/2012	09/06/17	135.67	8,140.00	135.67	8,004.33	MSRP
1512	HARBOR	774.00	7/31/2012	09/06/17	12.90	774.00	12.90	761.10	MSRP
1512	HARBOR	6,430.49	7/31/2012	09/06/17	107.17	6,430.49	107.17	6,323.32	MSRP
1446	FERNWOOD	8,764.25	7/31/2012	09/06/17	146.07	8,764.25	146.07	8,618.18	MSRP

FORGIVABLE LOANS

							2011-12	CURRENT	
		LOAN	LOAN	MATURITY	MONTHLY	BALANCE	Amount Forgiven	ENDING BALANCE	Loan
	CLIENT	AMOUNT	CLOSED	DATE	PAYMENTS	AS OF 10/1/11	AS OF 9/30/12	AS OF 9/30/12	Type
1446	FERNWOOD	6,850.00	7/31/2012	09/06/17	114.17	6,850.00	114.17	6,735.83	MSRP
2514	CRADDOCK	5,673.50	7/31/2012	09/06/17	94.56	5,673.50	94.56	5,578.94	MSRP
2514	CRADDOCK	5,139.40	7/31/2012	09/06/17	85.66	5,139.40	85.66	5,053.74	MSRP
2514	CRADDOCK	4,893.73	7/31/2012	09/06/17	81.56	4,893.73	81.56	4,812.17	MSRP
9505	SILVER FALLS	8,430.00	7/31/2012	09/06/17	140.50	8,430.00	140.50	8,289.50	MSRP
9505	SILVER FALLS	6,000.00	7/31/2012	09/06/17	100.00	6,000.00	100.00	5,900.00	MSRP
4311	CANADA	6,848.68	7/31/2012	09/06/17	114.14	6,848.68	114.14	6,734.54	MSRP
622	KESLO	7,350.60	7/31/2012	09/06/17	122.51	7,350.60	122.51	7,228.09	MSRP
622	KESLO	8,819.05	7/31/2012	09/06/17	146.98	8,819.05	146.98	8,672.07	MSRP
5006	Ivy	8,868.21	8/16/2012	09/22/17	147.80	8,868.21	147.80	8,720.41	MSRP
5006	Ivy	6,604.00	8/16/2012	09/22/17	110.07	6,604.00	110.07	6,493.93	MSRP
6840	Lucy	6,468.00	8/16/2012	09/22/17	107.80	6,468.00	107.80	6,360.20	MSRP
6840	Lucy	5,673.01	8/16/2012	09/22/17	94.55	5,673.01	94.55	5,578.46	MSRP
6840	Lucy	450.00	8/16/2012	09/22/17	7.50	450.00	7.50	442.50	MSRP
1624	Heather Glen	7,336.43	8/16/2012	09/22/17	122.27	7,336.43	122.27	7,214.16	MSRP
1624	Heather Glen	1,250.00	8/16/2012	09/22/17	20.83	1,250.00	20.83	1,229.17	MSRP
1624	Heather Glen	7,360.00	8/16/2012	09/22/17	122.67	7,360.00	122.67	7,237.33	MSRP
1220	Alaska	2,720.00	8/16/2012	09/22/17	45.33	2,720.00	45.33	2,674.67	MSRP
1220	Alaska	5,445.00	8/16/2012	09/22/17	90.75	5,445.00	90.75	5,354.25	MSRP
1220	Alaska	1,153.00	8/16/2012	09/22/17	19.22	1,153.00	19.22	1,133.78	MSRP
1220	Alaska	5,209.74	8/16/2012	09/22/17	86.83	5,209.74	86.83	5,122.91	MSRP
3014	Pennsylvania	5,992.50	8/16/2012	09/22/17	99.88	5,992.50	99.88	5,892.62	MSRP
4524	Metropolitan	5,950.00	8/16/2012	09/22/17	99.17	5,950.00	99.17	5,850.83	MSRP
4524	Metropolitan	4,138.90	8/16/2012	09/22/17	68.98	4,138.90	68.98	4,069.92	MSRP
4524	Metropolitan	5,163.20	8/16/2012	09/22/17	86.05	5,163.20	86.05	5,077.15	MSRP
5204	S MARSALIS	1,538.21	8/16/2012	09/22/17	25.64	1,538.21	25.64	1,512.57	MSRP
5204	S MARSALIS	5,632.00	8/16/2012	09/22/17	93.87	5,632.00	93.87	5,538.13	MSRP
5204	S MARSALIS	3,840.00	8/16/2012	09/22/17	64.00	3,840.00	64.00	3,776.00	MSRP
9459	GLENGREEN	5,477.00	8/16/2012	09/22/17	91.28	5,477.00	91.28	5,385.72	MSRP
9459	GLENGREEN	5,200.00	8/16/2012	09/22/17	86.67	5,200.00	86.67	5,113.33	MSRP
9459	GLENGREEN	726.00	8/16/2012	09/22/17	12.10	726.00	12.10	713.90	MSRP
9459	GLENGREEN	6,096.88	8/16/2012	09/22/17	101.61	6,096.88	101.61	5,995.27	MSRP
2818	WILHURT	4,859.36	8/17/2012	09/23/17	80.99	4,859.36	80.99	4,778.37	MSRP
2818	WILHURT	5,564.16	8/17/2012	09/23/17	92.74	5,564.16	92.74	5,471.42	MSRP
2818	WILHURT	2,400.00	8/17/2012	09/23/17	40.00	2,400.00	40.00	2,360.00	MSRP
3019	S EDGEFIELD	5,854.08	8/17/2012	09/23/17	97.57	5,854.08	97.57	5,756.51	MSRP
3019	S EDGEFIELD	3,150.00	8/17/2012	09/23/17	52.50	3,150.00	52.50	3,097.50	MSRP
3019	S EDGEFIELD	2,960.00	8/17/2012	09/23/17	49.33	2,960.00	49.33	2,910.67	MSRP
3110	MARYLAND	3,045.00	8/17/2012	09/23/17	50.75	3,045.00	50.75	2,994.25	MSRP
3110	MARYLAND	2,515.00	8/17/2012	09/23/17	41.92	2,515.00	41.92	2,473.08	MSRP
3110	MARYLAND	6,568.63	8/17/2012	09/23/17	109.48	6,568.63	109.48	6,459.15	MSRP
4919	RAMONA	2,587.00	8/17/2012	09/23/17	43.12	2,587.00	43.12	2,543.88	MSRP
4919	RAMONA	3,000.00	8/17/2012	09/23/17	50.00	3,000.00	50.00	2,950.00	MSRP
4919	RAMONA	5,135.76	8/17/2012	09/23/17	85.60	5,135.76	85.60	5,050.16	MSRP
2414	Garden	93,400.00	10/21/2011	**See Comment 1	0.00	0.00	0.00	93,400.00	RECON
3114	Modree	93,400.00	10/28/2011	**See Comment 1	0.00	0.00	0.00	93,400.00	RECON
4319	Penelope	93,400.00	10/28/2011	**See Comment 1	0.00	0.00	0.00	93,400.00	RECON
3403	Garden	93,400.00	10/28/2011	**See Comment 1	0.00	0.00	0.00	93,400.00	RECON
4533	Cherbourg	93,400.00	11/4/2011	**See Comment 1	0.00	0.00	0.00	93,400.00	RECON
1510	Dalview	93,400.00	11/4/2011	**See Comment 1	0.00	0.00	0.00	93,400.00	RECON
4016	Opal	93,400.00	11/4/2011	**See Comment 1	0.00	0.00	0.00	93,400.00	RECON
350	Bonnie View	93,400.00	1/12/2012	**See Comment 1	0.00	0.00	0.00	93,400.00	RECON
12130	Schroeder	93,400.00	1/12/2012	**See Comment 1	0.00	0.00	0.00	93,400.00	RECON
4022	Ladale	93,400.00	1/12/2012	**See Comment 1	0.00	0.00	0.00	93,400.00	RECON
2651	Moffat	93,400.00	2/7/2012	**See Comment 1	0.00	0.00	0.00	93,400.00	RECON
2527	S Ewing	92,280.00	2/7/2012	**See Comment 1	0.00	0.00	0.00	92,280.00	RECON
1502	Oakley	92,905.00	2/7/2012	**See Comment 1	0.00	0.00	0.00	92,905.00	RECON
2619	Mike	93,400.00	2/7/2012	**See Comment 1	0.00	0.00	0.00	93,400.00	RECON

FY: 10-01-11 THROUGH 9-30-12									
FORGIVABLE LOANS									
							2011-12	CURRENT	
		LOAN	LOAN	MATURITY	MONTHLY	BALANCE	Amount Forgiven	ENDING BALANCE	Loan
	CLIENT	AMOUNT	CLOSED	DATE	PAYMENTS	AS OF 10/1/11	AS OF 9/30/12	AS OF 9/30/12	Type
12105	Oberlin	93,400.00	2/7/2012	**See Comment 1	0.00	0.00	0.00	93,400.00	RECON
1727	Garza	93,400.00	2/7/2012	**See Comment 1	0.00	0.00	0.00	93,400.00	RECON
2723	Burger	93,400.00	3/9/2012	**See Comment 1	0.00	0.00	0.00	93,400.00	RECON
6365	Denham	93,400.00	3/9/2012	**See Comment 1	0.00	0.00	0.00	93,400.00	RECON
3202	Bill Harrod	93,400.00	3/9/2012	**See Comment 1	0.00	0.00	0.00	93,400.00	RECON
1918	W 10th	93,400.00	3/9/2012	**See Comment 1	0.00	0.00	0.00	93,400.00	RECON
541	Hatton	93,400.00	3/9/2012	**See Comment 1	0.00	0.00	0.00	93,400.00	RECON
231	red Wing	93,400.00	3/30/2012	**See Comment 1	0.00	0.00	0.00	93,400.00	RECON
3301	Chihuahua	93,400.00	3/30/2012	**See Comment 1	0.00	0.00	0.00	93,400.00	RECON
2439	Vagas	93,400.00	3/30/2012	**See Comment 1	0.00	0.00	0.00	93,400.00	RECON
3160	Nanadina	103,000.00	4/20/2012	**See Comment 1	0.00	0.00	0.00	103,000.00	RECON
3612	S Fitzhugh	103,000.00	4/20/2012	**See Comment 1	0.00	0.00	0.00	103,000.00	RECON
2703	Modree	103,000.00	4/20/2012	**See Comment 1	0.00	0.00	0.00	103,000.00	RECON
2906	Alpine	103,000.00	4/20/2012	**See Comment 1	0.00	0.00	0.00	103,000.00	RECON
1343	Barry	103,000.00	4/20/2012	**See Comment 1	0.00	0.00	0.00	103,000.00	RECON
5317	Goodman	103,000.00	4/20/2012	**See Comment 1	0.00	0.00	0.00	103,000.00	RECON
3918	Vineyard	103,000.00	4/20/2012	**See Comment 1	0.00	0.00	0.00	103,000.00	RECON
10141	Oakwood	103,000.00	5/21/2012	**See Comment 1	0.00	0.00	0.00	103,000.00	RECON
1434	Claude	103,000.00	5/21/2012	**See Comment 1	0.00	0.00	0.00	103,000.00	RECON
2822	Dusk Ln	25,000.00	1/9/2012	1/9/2022	208.34	25,000.00	166.72	24,833.28	MAP
4112	Tram Dr	25,000.00	1/11/2012	1/11/2022	208.34	25,000.00	166.72	24,833.28	MAP
2519	Poinsettia Dr	10,000.00	1/12/2012	1/12/2022	83.34	10,000.00	866.72	9,133.28	MAP
8214	Clarkview	25,000.00	1/17/2012	1/17/2022	208.34	25,000.00	166.72	24,833.28	MAP
2003	Dancliff Dr	10,000.00	1/19/2012	1/19/2022	83.34	10,000.00	866.72	9,133.28	MAP
3328	Light Pointe Drive	25,000.00	1/20/2012	1/20/2022	208.34	25,000.00	166.72	24,833.28	MAP
10019	Brockbank Dr	10,000.00	1/20/2012	1/20/2022	83.34	10,000.00	866.72	9,133.28	MAP
2336	John McCoy Dr	10,000.00	1/27/2012	1/27/2022	83.34	10,000.00	866.72	9,133.28	MAP
908	S Brighton Ave	10,000.00	1/30/2012	1/30/2022	83.34	10,000.00	866.72	9,133.28	MAP
2438	Gibbs Williams	10,000.00	1/31/2012	1/31/2022	83.34	10,000.00	866.72	9,133.28	MAP
3026	Poinsettia Dr	10,000.00	1/31/2012	1/31/2022	83.34	10,000.00	866.72	9,133.28	MAP
6503	Lighthouse Way	10,000.00	1/31/2012	1/31/2022	83.34	10,000.00	866.72	9,133.28	MAP
1413	Wright	10,000.00	1/31/2012	1/31/2022	83.34	10,000.00	866.72	9,133.28	MAP
4431	Lashley	10,000.00	1/31/2012	1/31/2022	83.34	10,000.00	866.72	9,133.28	MAP
7615	Blossom Lane	10,000.00	2/8/2012	2/8/2022	83.34	10,000.00	583.38	9,416.62	MAP
2835	Colt Ln	25,000.00	2/10/2012	2/10/2022	208.34	25,000.00	1,458.38	23,541.62	MAP
4210	Kushla Ave	10,000.00	2/10/2012	2/10/2022	83.34	10,000.00	583.38	9,416.62	MAP
1408	Melbourne	10,000.00	2/10/2012	2/10/2022	83.34	10,000.00	583.38	9,416.62	MAP
3650	Darby	25,000.00	2/14/2012	2/14/2022	208.34	25,000.00	1,458.38	23,541.62	MAP
1103	W Illinois	10,000.00	2/15/2012	2/15/2022	83.34	10,000.00	583.38	9,416.62	MAP
6645	Autumn Woods Tr	10,000.00	2/16/2012	2/16/2022	83.34	10,000.00	583.38	9,416.62	MAP
3322	Shining Light Tr	10,000.00	2/17/2012	2/17/2022	83.34	10,000.00	583.38	9,416.62	MAP
8238	Clarkview	25,000.00	2/21/2012	2/21/2022	208.34	25,000.00	1,458.38	23,541.62	MAP
6607	Cattle Drive	25,000.00	2/23/2012	2/23/2022	208.34	25,000.00	1,458.38	23,541.62	MAP
13722	Creek Crossing	25,000.00	2/23/2012	2/23/2022	208.34	25,000.00	1,458.38	23,541.62	MAP
3714	Middlefield	10,000.00	2/24/2012	2/24/2022	83.34	10,000.00	583.38	9,416.62	MAP
912	W Saner	10,000.00	2/28/2012	2/28/2022	83.34	10,000.00	583.38	9,416.62	MAP
2120	Blue Bayou	25,000.00	2/28/2012	2/28/2022	208.34	25,000.00	1,458.38	23,541.62	MAP
557	Kirnwood	10,000.00	2/29/2012	2/29/22	83.34	10,000.00	583.38	9,416.62	MAP
1802	Wilbur	10,000.00	2/29/2012	2/29/22	83.34	10,000.00	583.38	9,416.62	MAP
3422	Charolais	25,000.00	3/2/2012	3/2/2022	208.34	25,000.00	1,250.04	23,749.96	MAP
2127	Red Chute	25,000.00	3/6/2012	3/6/2022	208.34	25,000.00	1,250.04	23,749.96	MAP
616	S Barnett	10,000.00	3/8/2012	3/8/2022	83.34	10,000.00	500.04	9,499.96	MAP
11412	Gatewood	10,000.00	3/8/2012	3/8/2022	83.34	10,000.00	500.04	9,499.96	MAP
2116	Blue Bayou	25,000.00	3/8/2012	3/8/2022	208.34	25,000.00	1,250.04	23,749.96	MAP
2123	Red Chute	25,000.00	3/12/2012	3/12/2022	208.34	25,000.00	1,250.04	23,749.96	MAP
13714	Creek Crossing	25,000.00	3/12/2012	3/12/2022	208.34	25,000.00	1,250.04	23,749.96	MAP
9711	Whistler	25,000.00	3/13/2012	3/13/2022	208.34	25,000.00	1,250.04	23,749.96	MAP
2154	W Amherst	25,000.00	3/14/2012	3/14/2022	208.34	25,000.00	1,250.04	23,749.96	MAP

FY: 10-01-11 THROUGH 9-30-12									
FORGIVABLE LOANS									
							2011-12	CURRENT	
		LOAN	LOAN	MATURITY	MONTHLY	BALANCE	Amount Forgiven	ENDING BALANCE	Loan
	CLIENT	AMOUNT	CLOSED	DATE	PAYMENTS	AS OF 10/1/11	AS OF 9/30/12	AS OF 9/30/12	Type
7355	Cave	10,000.00	3/14/2012	3/14/2022	83.34	10,000.00	500.04	9,499.96	MAP
10622	Grove Oaks	10,000.00	3/20/2012	3/20/2022	83.34	10,000.00	500.04	9,499.96	MAP
6549	Compass Ridge	25,000.00	3/21/2012	3/21/2022	208.34	25,000.00	1,250.04	23,749.96	MAP
2115	Blue Bayou	25,000.00	3/23/2012	3/23/2022	208.34	25,000.00	1,250.04	23,749.96	MAP
3406	Charolais	25,000.00	3/23/2012	3/23/2022	208.34	25,000.00	1,250.04	23,749.96	MAP
562	Neomi Ave	10,000.00	3/28/2012	3/28/2022	83.34	10,000.00	500.04	9,499.96	MAP
13718	Creek Crossing	25,000.00	3/28/2012	3/28/2022	208.34	25,000.00	1,250.04	23,749.96	MAP
3216	Spikerush	25,000.00	3/28/2012	3/28/2022	208.34	25,000.00	1,250.04	23,749.96	MAP
3415	Santa Gertrudis	25,000.00	3/29/2012	3/29/2022	208.34	25,000.00	1,250.04	23,749.96	MAP
10731	Alleghany	10,000.00	3/29/2012	3/29/2022	83.34	10,000.00	500.04	9,499.96	MAP
2222	Upcreek	25,000.00	3/29/2012	3/29/2022	208.34	25,000.00	1,250.04	23,749.96	MAP
2103	Red Chute	25,000.00	3/29/2012	3/29/2022	208.34	25,000.00	1,250.04	23,749.96	MAP
3333	Guiding Light	10,000.00	3/30/2012	3/30/2022	83.34	10,000.00	500.04	9,499.96	MAP
13702	Vida Lane	10,000.00	3/30/2012	3/30/2022	83.34	10,000.00	500.04	9,499.96	MAP
2234	Upcreek	25,000.00	3/30/2012	3/30/2022	208.34	25,000.00	1,250.04	23,749.96	MAP
2203	Blue Bayou	25,000.00	3/30/2012	3/30/2022	208.34	25,000.00	1,250.04	23,749.96	MAP
3824	Tumble Ridge	25,000.00	3/30/2012	3/30/2022	208.34	25,000.00	1,250.04	23,749.96	MAP
804	W Red Bird	10,000.00	4/2/2012	4/2/2022	83.34	10,000.00	416.70	9,583.30	MAP
2127	Blue Bayou	25,000.00	4/2/2012	4/2/2022	208.34	25,000.00	1,041.70	23,958.30	MAP
6615	Cattle Drive	25,000.00	4/9/2012	4/9/2022	208.34	25,000.00	1,041.70	23,958.30	MAP
3335	Shining Light Tr	25,000.00	4/9/2012	4/9/2022	208.34	25,000.00	1,041.70	23,958.30	MAP
2364	Inadale	10,000.00	4/9/2012	4/9/2022	83.34	10,000.00	416.70	9,583.30	MAP
9423	Sophora	10,000.00	4/10/2012	4/10/2022	83.34	10,000.00	416.70	9,583.30	MAP
2833	Dusk Ln	25,000.00	4/17/2012	4/17/2022	208.34	25,000.00	1,041.70	23,958.30	MAP
2124	Red Chute	25,000.00	4/18/2012	4/18/2022	208.34	25,000.00	1,041.70	23,958.30	MAP
6627	Cattle Drive	25,000.00	4/23/2012	4/23/2022	208.34	25,000.00	1,041.70	23,958.30	MAP
2135	Red Chute	25,000.00	4/24/2012	4/24/2022	208.34	25,000.00	1,041.70	23,958.30	MAP
2207	Blue Bayou	25,000.00	4/25/2012	4/25/2022	208.34	25,000.00	1,041.70	23,958.30	MAP
2450	Southwood	10,000.00	4/27/2012	4/27/2022	83.34	10,000.00	416.70	9,583.30	MAP
3702	Dunhaven	10,000.00	4/27/2012	4/27/2022	83.34	10,000.00	416.70	9,583.30	MAP
922	South Edgefield	10,000.00	4/27/2012	4/27/2022	83.34	10,000.00	416.70	9,583.30	MAP
4028	Esmalda Dr	25,000.00	4/27/2012	4/27/2022	208.34	25,000.00	1,041.70	23,958.30	MAP
951	Fernclyff Trail	10,000.00	4/30/2012	4/30/2022	83.34	10,000.00	416.70	9,583.30	MAP
3025	Klondike	10,000.00	4/30/2012	4/30/2022	83.34	10,000.00	416.70	9,583.30	MAP
1724	Shaw	25,000.00	4/30/2012	4/30/2022	208.34	25,000.00	1,041.70	23,958.30	MAP
1730	Shaw	25,000.00	4/30/2012	4/30/2022	208.34	25,000.00	1,041.70	23,958.30	MAP
2104	Blue Bayou	25,000.00	5/2/2012	5/2/2022	208.34	25,000.00	833.36	24,166.64	MAP
2103	Coelum	25,000.00	5/2/2012	5/2/2022	208.34	25,000.00	833.36	24,166.64	MAP
3223	Emmett	10,000.00	5/2/2012	5/2/2022	83.34	10,000.00	333.36	9,666.64	MAP
5648	Marblehead	10,000.00	5/2/2012	5/2/2022	83.34	10,000.00	333.36	9,666.64	MAP
3327	Light Pointe Drive	25,000.00	5/7/2012	5/7/2022	208.34	25,000.00	833.36	24,166.64	MAP
4026	Ivanhoe	25,000.00	5/8/2012	5/8/2022	208.34	25,000.00	833.36	24,166.64	MAP
723	Green Castle	10,000.00	5/9/2012	5/9/2022	83.34	10,000.00	333.36	9,666.64	MAP
2112	Coelum	25,000.00	5/9/2012	5/9/2022	208.34	25,000.00	833.36	24,166.64	MAP
2523	Brandon	10,000.00	5/10/2012	5/10/2022	83.34	10,000.00	333.36	9,666.64	MAP
2351	Kings Rd	10,000.00	5/11/2012	5/11/2022	83.34	10,000.00	333.36	9,666.64	MAP
8206	Clarkview Dr.	25,000.00	5/11/2012	5/11/2022	208.34	25,000.00	833.36	24,166.64	MAP
2402	Fernwick	10,000.00	5/11/2012	5/11/2022	83.34	10,000.00	333.36	9,666.64	MAP
4823	Baldwin	25,000.00	5/14/2012	5/14/2022	208.34	25,000.00	833.36	24,166.64	MAP
2221	San Pablo	10,000.00	5/14/2012	5/14/2022	83.34	10,000.00	333.36	9,666.64	MAP
2030	Hollow Creek	25,000.00	5/14/2012	5/14/2022	208.34	25,000.00	833.36	24,166.64	MAP
2640	Rolinda Dr	10,000.00	5/17/2012	5/17/2022	83.34	10,000.00	333.36	9,666.64	MAP
2236	Vine	25,000.00	5/18/2012	5/18/2022	208.34	25,000.00	833.36	24,166.64	MAP
3407	Santa Gertrudis	25,000.00	5/18/2012	5/18/2022	208.34	25,000.00	833.36	24,166.64	MAP
13545	Shortleaf	25,000.00	5/24/2012	5/24/2022	208.34	25,000.00	833.36	24,166.64	MAP
2001	Wild Creek Court	25,000.00	5/24/2012	5/24/2022	208.34	25,000.00	833.36	24,166.64	MAP
13806	Creek Crossing	25,000.00	5/25/2012	5/25/2022	208.34	25,000.00	833.36	24,166.64	MAP
1911	Dennison	25,000.00	5/30/2012	5/30/2022	208.34	25,000.00	833.36	24,166.64	MAP

FY: 10-01-11 THROUGH 9-30-12									
FORGIVABLE LOANS									
							2011-12	CURRENT	
		LOAN	LOAN	MATURITY	MONTHLY	BALANCE	Amount Forgiven	ENDING BALANCE	Loan
	CLIENT	AMOUNT	CLOSED	DATE	PAYMENTS	AS OF 10/1/11	AS OF 9/30/12	AS OF 9/30/12	Type
6647	Cattle Drive	25,000.00	5/31/2012	5/31/2022	208.34	25,000.00	833.36	24,166.64	MAP
3654	Darby	25,000.00	5/31/2012	5/31/2022	208.34	25,000.00	833.36	24,166.64	MAP
2527	Dunloe Ave	10,000.00	6/1/2012	6/1/2022	83.34	10,000.00	250.14	9,749.86	MAP
2027	Angelina Dr	25,000.00	6/1/2012	6/1/2022	208.34	25,000.00	625.02	24,374.98	MAP
3414	Charolais	25,000.00	6/1/2012	6/1/2022	208.34	25,000.00	625.02	24,374.98	MAP
2823	Colt Ln	25,000.00	6/4/2012	6/4/2022	208.34	25,000.00	625.02	24,374.98	MAP
3418	Charolais	25,000.00	6/5/2012	6/5/2022	208.34	25,000.00	625.02	24,374.98	MAP
3646	Darby	25,000.00	6/18/2012	6/18/2022	208.34	25,000.00	625.02	24,374.98	MAP
1923	Life Ave	25,000.00	6/21/2012	6/21/2022	208.34	25,000.00	625.02	24,374.98	MAP
3419	Santa Gertrudis	25,000.00	6/22/2012	6/22/2022	208.34	25,000.00	625.02	24,374.98	MAP
6630	Cool Morn Dr	25,000.00	6/22/2012	6/22/2022	208.34	25,000.00	625.02	24,374.98	MAP
5326	Bexar St	25,000.00	6/22/2012	6/22/2022	208.34	25,000.00	625.02	24,374.98	MAP
4735	Baldwin	25,000.00	6/27/2012	6/27/2022	208.34	25,000.00	625.02	24,374.98	MAP
3336	Light Pointe Drive	25,000.00	6/27/2012	6/27/2022	208.34	25,000.00	625.02	24,374.98	MAP
3627	Penelope St	25,000.00	6/27/2012	6/27/2022	208.34	25,000.00	625.02	24,374.98	MAP
3718	Penelope St	25,000.00	6/27/2012	6/27/2022	208.34	25,000.00	625.02	24,374.98	MAP
2202	Red Chute	25,000.00	7/5/2012	7/5/2022	208.34	25,000.00	416.68	24,583.32	MAP
7325	Ashcrest	10,000.00	7/5/2012	7/5/2022	83.34	10,000.00	166.68	9,833.32	MAP
1818	Pueblo St	25,000.00	7/19/2012	7/19/2022	208.34	25,000.00	416.68	24,583.32	MAP
6663	Cool Morn Dr	25,000.00	7/20/2012	7/20/2022	208.34	25,000.00	416.68	24,583.32	MAP
6320	Parkstone Way	25,000.00	7/20/2012	7/20/2022	208.34	25,000.00	416.68	24,583.32	MAP
1816	Nomas	25,000.00	7/20/2012	7/20/2022	208.34	25,000.00	416.68	24,583.32	MAP
1846	Homeland	25,000.00	7/20/2012	7/20/2022	208.34	25,000.00	416.68	24,583.32	MAP
3807	Jamaica St	25,000.00	7/23/2012	7/23/2022	208.34	25,000.00	416.68	24,583.32	MAP
3715	Metropolitan Ave	25,000.00	7/23/2012	7/23/2022	208.34	25,000.00	416.68	24,583.32	MAP
3106	Lenway	25,000.00	7/24/2012	7/24/2022	208.34	25,000.00	416.68	24,583.32	MAP
4507	Jamaica St	25,000.00	7/25/2012	7/25/2022	208.34	25,000.00	416.68	24,583.32	MAP
4705	Jamaica St	25,000.00	7/27/2012	7/27/2022	208.34	25,000.00	416.68	24,583.32	MAP
1835	Gallagher St.	25,000.00	7/27/2012	7/27/2022	208.34	25,000.00	416.68	24,583.32	MAP
4620	Baldwin	25,000.00	8/1/2012	8/1/2022	208.34	25,000.00	208.34	24,791.66	MAP
13541	Shortleaf	25,000.00	8/6/2012	8/6/2022	208.34	25,000.00	208.34	24,791.66	MAP
3614	Vilbig	25,000.00	8/9/2012	8/9/2022	208.34	25,000.00	208.34	24,791.66	MAP
6611	Cattle Drive	25,000.00	8/23/2012	8/23/2022	208.34	25,000.00	208.34	24,791.66	MAP
8619	Cedar Post Ct	25,000.00	8/31/2012	8/31/2022	208.34	25,000.00	208.34	24,791.66	MAP
1973	Pueblo St	25,000.00	9/6/2012	9/6/2022	208.34	25,000.00	0.00	25,000.00	MAP
1331	S Fitzhugh	25,000.00	9/11/2012	9/11/2022	208.34	25,000.00	0.00	25,000.00	MAP
8626	Cedar Post Ct	25,000.00	9/14/2012	9/14/2022	208.34	25,000.00	0.00	25,000.00	MAP
3427	Charolais	51,847.50	2/2/2012	2/2/2027	288.05	51,847.50	2,016.35	49,831.15	NSP
3460	Brahma	46,001.81	2/20/2012	2/20/2027	255.57	46,001.81	1,788.99	44,212.82	NSP
3411	Charolais	43,649.50	3/2/2012	3/2/2027	242.50	43,649.50	1,455.00	42,194.50	NSP
3468	Brahma	43,842.44	3/30/2012	3/30/2027	243.57	43,842.44	1,461.42	42,381.02	NSP
9711	Whistler	71,000.00	4/9/2012	4/9/2022	394.45	71,000.00	1,972.25	69,027.75	NSP
2236	Vine	70,000.00	4/30/2012	4/30/2022	388.89	70,000.00	1,944.45	68,055.55	NSP
2607	Exline	95,000.00	5/11/2012	5/11/2022	527.48	95,000.00	2,109.92	92,890.08	NSP
3634	Brahma	94,000.00	5/30/2012	5/30/2022	522.23	94,000.00	2,088.92	91,911.08	NSP
1427	Hidden Valley	99,000.00	6/22/2012	6/22/2022	550.00	99,000.00	1,650.00	97,350.00	NSP
1520	Sax Leigh	92,000.00	6/29/2012	6/29/2027	511.12	92,000.00	1,533.36	90,466.64	NSP
2119	Blue Bayou	15,600.00	1/25/2012	1/25/2017	260.00	15,600.00	2,080.00	13,520.00	CHDO
3438	Charolais	10,000.00	1/5/2012	1/5/2017	166.67	10,000.00	1,333.36	8,666.64	CHDO
6644	Leaning Oaks	10,000.00	1/6/2012	1/6/2017	166.67	10,000.00	1,333.36	8,666.64	CHDO
3360	Mojave	10,000.00	1/6/2012	1/6/2017	166.67	10,000.00	1,333.36	8,666.64	CHDO
3446	Santa Gertrudis	10,000.00	1/10/2012	1/10/2017	166.67	10,000.00	1,333.36	8,666.64	CHDO
3210	Buckskin	10,000.00	1/13/2012	1/13/2017	166.67	10,000.00	1,333.36	8,666.64	CHDO
3231	Buckskin	10,000.00	1/13/2012	1/13/2017	166.67	10,000.00	1,333.36	8,666.64	CHDO
13717	Creek Crossing	15,600.00	1/13/2012	1/13/2017	260.00	15,600.00	2,080.00	13,520.00	CHDO
2104	Red Chute	15,600.00	1/20/2012	1/20/2017	260.00	15,600.00	2,080.00	13,520.00	CHDO
3243	Buckskin	10,000.00	1/30/2012	1/30/2017	166.67	10,000.00	1,333.36	8,666.64	CHDO
6626	Cool Morn	10,000.00	1/31/2012	1/31/2017	166.67	10,000.00	1,333.36	8,666.64	CHDO

FY: 10-01-11 THROUGH 9-30-12									
FORGIVABLE LOANS									
							2011-12	CURRENT	
		LOAN	LOAN	MATURITY	MONTHLY	BALANCE	Amount Forgiven	ENDING BALANCE	Loan
	CLIENT	AMOUNT	CLOSED	DATE	PAYMENTS	AS OF 10/1/11	AS OF 9/30/12	AS OF 9/30/12	Type
6658	Cool Morn	10,000.00	1/31/2012	1/31/2017	166.67	10,000.00	1,333.36	8,666.64	CHDO
6662	Cool Morn	10,000.00	1/31/2012	1/31/2017	166.67	10,000.00	1,333.36	8,666.64	CHDO
13730	Creek Crossing	15,600.00	1/31/2012	1/31/2017	260.00	15,600.00	2,080.00	13,520.00	CHDO
13814	Creek Crossing	15,600.00	1/31/2012	1/31/2017	260.00	15,600.00	2,080.00	13,520.00	CHDO
13818	Creek Crossing	15,600.00	1/31/2012	1/31/2017	260.00	15,600.00	2,080.00	13,520.00	CHDO
2107	Blue Bayou	15,600.00	2/2/2012	2/2/2017	260.00	15,600.00	1,820.00	13,780.00	CHDO
3452	Brahma	10,000.00	2/2/2012	2/2/2017	166.67	10,000.00	1,166.69	8,833.31	CHDO
3402	Mojave	10,000.00	2/3/2012	2/3/2017	166.67	10,000.00	1,166.69	8,833.31	CHDO
2111	Blue Bayou	15,600.00	2/6/2012	2/6/2017	260.00	15,600.00	1,820.00	13,780.00	CHDO
2112	Blue Bayou	15,600.00	2/6/2012	2/6/2017	260.00	15,600.00	1,820.00	13,780.00	CHDO
3348	Mojave	10,000.00	2/6/2012	2/6/2017	166.67	10,000.00	1,166.69	8,833.31	CHDO
2112	Red Chute	15,600.00	2/6/2012	2/6/2017	260.00	15,600.00	1,820.00	13,780.00	CHDO
2107	Red Chute	15,600.00	2/7/2012	2/7/2017	260.00	15,600.00	1,820.00	13,780.00	CHDO
2111	Red Chute	15,600.00	2/7/2012	2/7/2017	260.00	15,600.00	1,820.00	13,780.00	CHDO
3212	Spikerush	10,000.00	2/7/2012	2/7/2017	166.67	10,000.00	1,166.69	8,833.31	CHDO
3235	Buckskin	10,000.00	2/8/2012	2/8/2017	166.67	10,000.00	1,666.69	8,333.31	CHDO
13710	Creek Crossing	15,600.00	2/10/2012	2/10/2017	260.00	15,600.00	1,820.00	13,780.00	CHDO
3239	Buckskin	10,000.00	2/21/2012	2/21/2017	166.67	10,000.00	1,166.69	8,833.31	CHDO
13822	Creek Crossing	15,600.00	2/21/2012	2/21/2017	260.00	15,600.00	1,820.00	13,780.00	CHDO
3224	Spikerush	10,000.00	2/21/2012	2/21/2017	166.67	10,000.00	1,166.69	8,833.31	CHDO
13722	Creek Crossing	15,600.00	2/22/2012	2/22/2017	260.00	15,600.00	1,820.00	13,780.00	CHDO
6674	Cool Morn	10,000.00	2/23/2012	2/23/2017	166.67	10,000.00	1,166.69	8,833.31	CHDO
2120	Blue Bayou	15,600.00	2/28/2012	2/28/2017	260.00	15,600.00	1,820.00	13,780.00	CHDO
6622	Cool Morn	10,000.00	2/29/2012	2/29/2017	166.67	10,000.00	1,166.69	8,833.31	CHDO
6670	Cool Morn	10,000.00	3/6/2012	3/6/2017	166.67	10,000.00	1,000.02	8,999.98	CHDO
2127	Red Chute	15,600.00	3/6/2012	3/6/2017	260.00	15,600.00	1,560.00	14,040.00	CHDO
2103	Blue Bayou	15,600.00	3/7/2012	3/7/2017	260.00	15,600.00	1,560.00	14,040.00	CHDO
2116	Blue Bayou	15,600.00	3/8/2012	3/8/2017	260.00	15,600.00	1,560.00	14,040.00	CHDO
13714	Creek Crossing	15,600.00	3/12/2012	3/12/2017	260.00	15,600.00	1,560.00	14,040.00	CHDO
13721	Creek Crossing	15,600.00	3/12/2012	3/12/2017	260.00	15,600.00	1,560.00	14,040.00	CHDO
2123	Red Chute	15,600.00	3/12/2012	3/12/2017	260.00	15,600.00	1,560.00	14,040.00	CHDO
3314	Tioga	10,000.00	3/15/2012	3/15/2017	166.67	10,000.00	1,000.02	8,999.98	CHDO
2119	Red Chute	15,600.00	3/27/2012	3/27/2017	260.00	15,600.00	1,560.00	14,040.00	CHDO
13718	Creek Crossing	15,600.00	3/28/2012	3/27/2017	260.00	15,600.00	1,560.00	14,040.00	CHDO
3824	Tumble Creek	12,500.00	3/30/2012	3/31/2017	208.34	12,500.00	208.34	12,291.66	CHDO
13826	Creek Crossing	15,600.00	3/30/2012	3/30/2017	260.00	15,600.00	1,560.00	14,040.00	CHDO
2124	Red Chute	15,600.00	4/18/2012	4/18/2017	260.00	15,600.00	1,300.00	14,300.00	CHDO
4028	Esmalda Dr	12,500.00	4/27/2012	4/27/2017	208.34	12,500.00	1,541.70	10,958.30	CHDO
3118	Lenway	62,024.79	5/2/2012	5/2/2027	344.59	62,024.79	1,378.36	60,646.43	CHDO
3654	Darby	12,500.00	5/31/2012	5/31/2017	260.00	12,500.00	1,040.00	11,460.00	CHDO
3646	Darby	12,500.00	5/31/2012	5/31/2017	208.34	12,500.00	1,040.00	11,460.00	CHDO
2027	Angelina Dr	31,320.00	6/1/2012	6/1/2022	260.25	31,320.00	780.75	30,539.25	CHDO
3227	Buckskin	10,000.00	6/18/2012	6/18/2017	166.67	10,000.00	500.01	9,499.99	CHDO
13726	Creek Crossing	15,600.00	7/2/2012	7/2/2017	260.00	15,600.00	520.00	15,080.00	CHDO
2120	Red Chute	15,600.00	7/3/2012	7/3/2017	260.00	15,600.00	520.00	15,080.00	CHDO
3106	Lenway	62,024.79	7/24/2012	7/27/2027	344.59	62,024.79	689.18	61,335.61	CHDO
1835	Gallagher St.	31,230.00	7/27/2012	7/27/2022	260.25	31,230.00	520.52	30,709.48	CHDO
2711	Silk Wood	7,760.92	8/28/2012	8/28/2017	129.35	7,760.92	129.35	7,631.57	CHDO
8619	Cedar Post Ct	12,500.00	8/31/2012	8/31/2017	208.34	12,500.00	208.34	12,291.66	CHDO
120	Cliff Heights	10,344.83	9/7/2012	9/7/2017	172.42	10,344.83	0.00	10,344.83	CHDO
258	Cliff Heights	10,344.83	9/10/2012	9/10/2017	172.42	10,344.83	0.00	10,344.83	CHDO
8616	Cedar Post Ct	12,500.00	9/14/2012	9/14/2017	208.34	12,500.00	0.00	12,500.00	CHDO
8626	Cedar Post Ct	12,500.00	9/14/2012	9/14/2017	208.34	12,500.00	0.00	12,500.00	CHDO
8630	Cedar Post Ct	12,500.00	9/20/2012	9/20/2017	208.34	12,500.00	0.00	12,500.00	CHDO
4835	Silver	33,660.94	9/20/2012	9/20/2022	280.51	33,660.94	0.00	33,660.94	CHDO
112	Cliff Heights	10,344.83	9/21/2012	9/21/2017	172.42	10,344.83	0.00	10,344.83	CHDO
116	Cliff Heights	10,344.83	9/21/2012	9/21/2017	172.42	10,344.83	0.00	10,344.83	CHDO
245	Cliff Heights	10,344.83	9/21/2012	9/21/2017	172.42	10,344.83	0.00	10,344.83	CHDO

FY: 10-01-11 THROUGH 9-30-12										
FORGIVABLE LOANS										
							2011-12	CURRENT		
		LOAN	LOAN	MATURITY	MONTHLY	BALANCE	Amount Forgiven	ENDING BALANCE	Loan	
	CLIENT	AMOUNT	CLOSED	DATE	PAYMENTS	AS OF 10/1/11	AS OF 9/30/12	AS OF 9/30/12	Type	
2717	Silk Wood	7,760.92	9/30/2012	9/30/2017	129.35	7,760.92	0.00	7,760.92	CHDO	
4515	Live Oak	927,140.59	7/14/2011	12/31/2029	4,176.31	912,452.31	47,956.37	864,495.94	CHDO	
** Comment 1 - The entire amount of unpaid principal and any accrued interest shall be due and payable in one payment upon the death of Borrower or Transfer of the Property (Maturity Date).										

SOUTHERN DALLAS DEVELOPMENT CORPORATION												
SUBRECIPIENT REVOLVING LOAN PORTFOLIO FINANCIAL STATUS REPORT												
CAPER REPORT: FY 10/1/2011 - 9/30/2012												
					PREVIOUS LOAN	2011-12 PROGRAM INCOME	CURRENT ENDING BALANCE		DATE PAID IN FULL			
CLIENT	LOAN AMOUNT	LOAN CLOSED	MATURITY DATE	MONTHLY PAYMENTS	BALANCE AS OF 10/1/11	PAYMENTS AS OF 9/30/12	BALANCE AS OF 9/30/12	LOAN STATUS	OR CHARGED OFF	JOB CREATION	JOB RETENTION	
ACCURATE WASTE CONTROL	100,000.00	3/30/2001	4/1/2013	1,000.00	12,495.91	14,094.66	0.00	PAID OFF	9/25/2012			
ADI ENGINEERING	270,000.00	8/31/2010	9/1/2013	2,531.57	262,522.56	27,772.79	253,677.85	ACTIVE				
AL-ROUSAN & WARED CORP	25,000.00	8/22/2011	9/1/2016	277.55	24,885.08	1,992.85	22,928.47	ACTIVE			4	
ALTO INSURANCE (CLAUDIA ZUNIGA)	150,000.00	2/4/2008	5/1/2023	1,348.24	133,028.11	7,415.32	126,291.15	ACTIVE				
CEDRIC BOLDEN (CEDRIC B'S BARBER)	65,000.00	1/18/2008	5/1/2023	621.17	55,872.76	8,100.00	53,180.33	ACTIVE				
CENTER AUTO SALES & RIOS PROPERTIES	35,000.00	7/6/2010	10/1/2025	295.35	33,538.29	2,567.45	32,910.71	ACTIVE			1 FT; 1 P/T	
DALLAS IRON WORKS	150,000.00	4/29/2010	8/1/2015	2,899.92	123,792.03	12,947.92	99,241.19	ACTIVE				
DILBECK COURT LIMITED	74,000.00	7/6/2009	9/1/2014	1,430.63	47,230.95	17,167.56	32,559.41	ACTIVE				
DILBECK COURT LIMITED	300,000.00	6/29/2005	7/15/2016	2,332.43	189,482.52	28,446.59	172,515.12	ACTIVE / LOAN MOD				
ELAINE CAMPBELL (ELAINE'S KITCHEN)	76,850.00	12/12/2008	4/1/2024	701.54	71,863.36	8,760.18	67,174.71	ACTIVE				
EVANS ENGRAVING	47,000.00	9/6/2002	10/1/2013	342.06	28,193.18	2,450.00	25,743.18	ACTIVE/WORKOUT				
RENE ALVAREZ (GENESIS TRANSMISSION)	162,025.00	8/6/2008	11/1/2023	1,456.33	155,277.50	15,621.33	149,934.79	ACTIVE / LOAN MOD				
J&S DISTRIBUTION (Williams Supermarket)	225,000.00	5/13/2004	7/1/2012	2,731.38	31,051.52	32,351.00	0.00	PAID OFF	7/24/2012			
KANGAROO CASES	209,876.80	1/16/2009	10/1/2016	1,765.00	160,784.35	27,570.00	142,669.08	ACTIVE/LOAN MOD			2	
LA AVENIDA JOINT VENTURE	500,000.00	9/8/1992	8/1/2022	1,346.82	220,845.37	16,296.52	209,083.07	ACTIVE				
LANTERN DENTAL CLINIC, INC.	33,000.00	3/26/2010	4/1/2015	637.98	24,784.70	2,552.12	18,473.92	ACTIVE				
MODERN SENIOR LIVING, LLC	225,000.00	11/18/2010	12/1/2015	2,386.47	210,760.74	23,861.69	193,985.23	ACTIVE				
MOSELEY FURNITURE	90,000.00	9/17/2002	8/1/2017	750.00	30,061.38	9,000.00	22,414.55	ACTIVE				
ON TARGET SUPPLIES & LOGISTICS	300,000.00	6/9/2008	5/1/2015	5,799.84	170,346.86	177,856.62	0.00	PAID OFF	12/14/2011			
PARK PLACE REALTY & PROPERTY MGMT	41,011.00	8/13/2010	12/1/2017	599.11	37,009.05	38,496.44	0.00	PAID OFF	2/3/2012			
PHIL'S TIRES & WHEELS (FIDEL RAUDRY)	25,000.00	9/29/2011	10/1/2016	483.32	25,000.00	5,316.52	21,002.78	ACTIVE			1	
SAHEED SOLARIN (LANTERN DENTAL)	60,000.00	9/22/2006	10/1/2011	1,216.58	2,096.21	2,117.05	0.00	PAID OFF	11/22/2011			
STANLEY FRANCIS (STANLEY'S CATFISH)	36,200.00	7/26/2007	11/1/2014	573.28	20,906.02	3,868.69	18,344.21	ACTIVE				
THRASH MEMORIAL FUNERAL HOME	70,000.00	7/6/2009	10/1/2024	629.18	64,804.99	4,218.51	63,602.76	ACTIVE			2	
THRASH MEMORIAL FUNERAL HOME * ***	105,000.00	3/30/2012	10/1/2017	1,219.14	0.00	592.18	105,000.00	ACTIVE			1	
Zycomm	156,309.22	4/23/2008	8/1/2015	2,508.40	130,711.62	3,000.00	127,711.62	C-O/Foreclosure/Litigation	9/28/2011			
ICDC	690,133.00	4/21/1999	7/1/2023	2,643.82	579,490.26	31,858.03	559,168.62	ACTIVE				
Tandy Pizza * ****	35,000.00	2/28/2012	6/1/2019	511.30	0.00	2,064.73	34,020.75	ACTIVE			3	
7 G.R.R. Greenville Ave, LLC & 5 GRR *	25,000.00	8/6/2012	9/1/2013	389.66	0.00	0.00	25,000.00	ACTIVE				
Llano Auto Sales & Wheels *	25,000.00	9/24/2012	10/1/2017	483.32	0.00	0.00	25,000.00	ACTIVE				
NELSON MASI (KASI GROCERY)	138,000.00	4/18/2008	11/1/2023	1,091.30	131,599.57	0.00	55,513.15	PARTIAL CHARGE OFF/FORECLOSURE	9/28/2011			
TOTAL PAYMENTS RECEIVED	\$4,444,405.02			\$43,002.69	\$2,978,434.89	\$528,356.75	\$2,657,146.65					
* New Loans FY11-12												
** Loan in Draw Down Phase - paying interest only												
*** Interest Only Payment Phase												
**** Interest only payments and P&I pymts												
ISIS, LLC (Settlement Agrmt w/ guarantor)	220,000.00	8/30/2006	10/1/2008	500.00	5,500.00	6,000.00	0.00	Settlement Agrmt with Guarantor				
TIZOC'S, INC.	65,000.00	7/24/2008	11/1/2013	1,287.08	49,449.96	13,424.36	36,025.60	C-O / FORECLOSURE/LITIGATION	9/28/2011			
ZYCOMM INDUSTRIES	156,309.22	4/23/2008	8/1/2015	2,508.40	130,711.62	3,000.00	127,711.62	CHARGE OFF/LITIGATION	9/30/2011			
CHARGE OFF RECOVERY	\$ 441,309.22			\$ 4,295.48	\$ 185,661.58	\$ 22,424.36	\$ 163,737.22					
							\$550,781.11					

4. FAIR HOUSING SUMMARY

This page intentionally left blank.

FAIR HOUSING SUMMARY

DESCRIPTION/ACCOMPLISHMENTS: On June 12, 1992, the City of Dallas was granted interim certification and on April 24, 1995, final certification as a substantially equivalent fair housing agency. The Dallas Fair Housing Ordinance continues to be substantially equivalent to the Federal Fair Housing Act. The primary objective of the Fair Housing Office under the City of Dallas Comprehensive Plan is to affirmatively further fair housing. To that end, the fair housing accomplishments in FY 2011-12 are detailed below:

Enforcement – Filed and investigated 119 housing discrimination complaints and closed 114 cases, with 6 cases conciliated for \$11,438 in monetary and valuable consideration.

Education and Training – Provided 56 fair housing presentations and promotional events and trained 2,366 citizens and housing providers and 510 city employees on fair housing rights and responsibilities.

Promotion/Outreach – Provided fair housing marketing through 138 (106 Spanish) sixty-second radio advertisements on two radio stations and 32 (African American) thirty second radio advertisements 60 (16 Spanish and 44 African American) newspaper advertisements printed bi-weekly in two newspapers and 35 spots on television advertisement (Spanish).

Affordable Housing Assistance

- Monitored 45 Affirmative Fair Housing Marketing Plans for City-assisted multifamily family housing developments.
- Distributed 499 government assisted housing/affordable housing referral packets.
- Maintain and update semi-annually list of 554 government-assisted affordable multifamily units in Dallas for distribution to citizens.
- Received, processed and made necessary referrals for 1,411 citizen request for services.

Fair Housing Enhancements

The email component that was added to the Fair Housing Department website allows the public to submit fair housing related questions/comments directly to department staff continues to enhance our customer relations.

Summary of Analysis of Impediments

Based on the 2007 Analysis of Impediments and Five Year Strategic Plan, impediments to fair housing choice are defined as any actions, omissions, or decisions which have the effect of restricting housing choice or the availability of housing choice on the basis of race, color, religion, sex, handicap, familial status, or national origin. The 2007 Report indicated impediments in the following areas:

- Public and private rental housing access and services
- Private purchase and financing information and services
- Difficult access to information on Community Care facilities for persons with disabilities
- Need for fair housing opportunities in affordable housing programs

Below are the actions taken during the FY 2011-12 program year to overcome the effects of the impediments and to affirmatively further fair housing.

- Maintained and updated semi-annually, a list of 554 government-assisted affordable multifamily units in Dallas for distribution to citizens.
- Distributed 499 government assisted housing/affordable housing referral packets.
- Held an annual Fair Housing Awareness month event where 32 organizations participated in an effort to provide education and outreach to the underrepresented.
- Partnered with the City of Garland FHAP to conduct activities, including an Affirmatively Furthering Fair Housing symposium that increases awareness and knowledge of fair housing community obligations.
- Conducted outreach events with non-profits and the Real Estate community to provide education on Fair Housing.

5. SECTION 3 SUMMARY

This page intentionally left blank.

Section 3 Summary Report
Economic Opportunities for
Low and Very Low-Income Persons

**U.S. Department of Housing
and Urban Development**
Office of Fair Housing
and Equal Opportunity

OMB Approval No.2529-0043
(exp. 8/17/2015)

HUD Field Office : DALLAS/FT. WORTH, TX

See Public Reporting Burden Statement below

1. Recipient Name:

City of Dallas

Recipient Address: (street, city, state, zip)

1500 Marilla, 4FS
Dallas, Texas 75201

2. Agency ID:

M11MC480203

3. Total Amount of Award: \$ 7,480,380
Amount of All Contracts Awarded: \$ 10,086,428

4. Contact Person:

Chan Williams

5. Phone: 214-670-5544

Fax: 214-670-0741

E-Mail: chan.williams@dallascityhall.com

6. Reporting Period: Quarter 4 of Fiscal Year 2011

7. Date Report Submitted:

12/14/2012

8. Program Code-Name:

5-HOME Assistance

Program Codes:

- | | |
|--|--------------------------------------|
| 1 = Flexible Subsidy | 2 = Section 202/811 |
| 3A = Public/Indian Housing Development | 3B = Public/Indian Housing Operation |
| 3C = Public/Indian Housing Modernization | 4 = Homeless Assistance |
| 5 = HOME Assistance | 6 = HOME-State Administered |
| 7 = CDBG-Entitlement | 8 = CDBG-State Administered |
| 9 = Other CD Programs | 10 = Other Housing Programs |

Part I. Employment and Training (Columns B, C, and F are mandatory fields.)					
A Job Category	B Number of New Hires	C Number of New Hires that are Sec.3 Residents	D % of Section 3 New Hires	E % of Total Staff Hours for Section 3 Employees	F Number of Section 3 Trainees
Professionals	0	0	0.00 %	0.00 %	0
Technicians	0	0	0.00 %	0.00 %	0
Office/Clerical	0	0	0.00 %	0.00 %	0
Officials/Managers	0	0	0.00 %	0.00 %	0
Sales	0	0	0.00 %	0.00 %	0
Craft Workers (skilled)	0	0	0.00 %	0.00 %	0
Operatives (semiskilled)	0	0	0.00 %	0.00 %	0
Laborers (unskilled)	0	0	0.00 %	0.00 %	0
Service Workers	0	0	0.00 %	0.00 %	0
Other (List)	0	0	0.00 %	0.00 %	0
Total	0	0			0

Part II. Contracts Awarded

1. Construction Contracts:

- A. Total dollar amount of all construction contracts awarded on the project \$ 10,086,428
- B. Total dollar amount of construction contracts awarded to Section 3 businesses \$ 7,742,759
- C. Percentage of the total dollar amount that was awarded to Section 3 businesses 76.80 %
- D. Total number of Section 3 businesses receiving construction contracts 4

2. Non-Construction Contracts:

- A. Total dollar amount of all non-construction contracts awarded on the project \$ 0
- B. Total dollar amount of non-construction contracts awarded to Section 3 businesses \$ 0
- C. Percentage of the total dollar amount that was awarded to Section 3 businesses 0.00 %
- D. Total number of Section 3 businesses receiving non-construction contracts 0

Part III. Summary of Efforts

Indicate the efforts made to direct the employment and other economic opportunities generated by HUD financial assistance for housing and community development programs, to the greatest extent feasible, toward low- and very low-income persons, particularly those who are recipients of government assistance for housing. (Select **yes** to all that apply)

Yes Recruited low-income residents through: local advertising media, signs prominently displayed at the project site, contacts with community organizations and public or private agencies operating within the metropolitan area (or nonmetropolitan county) in which the Section 3 covered program or project is located, or similar methods.

Yes Participated in a HUD program or other program which promotes the training or employment of Section 3 residents.

Yes Participated in a HUD program or other program which promotes the award of contracts to business concerns which meet the definition of Section 3 business concerns.

No Coordinated with Youthbuild Programs and administered in the metropolitan area in which the Section 3 covered project is located.

No Other; describe below.

Public reporting burden for this collection of information is estimated to average 6 hours per response, including the time for reviewing instructions, searching existing data sources, gathering and maintaining the data needed, and completing and reviewing the collection of information. This agency

may not collect this information, and you are not required to complete this form, unless it displays a currently valid OMB control number.

Section 3 of the Housing and Urban Development Act of 1968, as amended, 12 U.S.C. 1701u., mandates that the Department ensure that employment and other economic opportunities generated by its housing and community development assistance programs are directed toward low- and very low-income persons, particularly those who are recipients of government assistance for housing. The regulations are found at 24 CFR Part 135. The information will be used by the Department to monitor program recipients' compliance with Section 3, to assess the results of the Department's efforts to meet the statutory objectives of Section 3, to prepare reports to Congress, and by recipients as a self-monitoring tool. The data is entered into a data base and will be analyzed and distributed. The collection of information involves recipients receiving Federal financial assistance for housing and community development programs covered by Section 3. The information will be collected annually to assist HUD in meeting its reporting requirements under Section 808(e)(6) of the Fair Housing Act and Section 916 of the HCDA of 1992. An assurance of confidentiality is not applicable to this form. The Privacy Act of 1974 and OMB Circular A-108 are not applicable. The reporting requirements do not contain sensitive questions. Data is cumulative; personal identifying information is not included.

Section 3 Summary Report
Economic Opportunities for
Low and Very Low-Income Persons

**U.S. Department of Housing
and Urban Development**
Office of Fair Housing
and Equal Opportunity

OMB Approval No.2529-0043
(exp. 8/17/2015)

HUD Field Office : DALLAS/FT. WORTH, TX

See Public Reporting Burden Statement below

1. Recipient Name:

City of Dallas

Recipient Address: (street, city, state, zip)

1500 Marilla, 4FS
Dallas , Texas 75201

2. Agency ID:

B11MC480009

3. Total Amount of Award: \$ 17,105,526
Amount of All Contracts Awarded: \$ 3,278,101

4. Contact Person:

Chan Williams

5. Phone: 214-670-5544

Fax: 214-670-0741

E-Mail: chan.williams@dallascityhall.com

6. Reporting Period: Quarter 4 of Fiscal Year 2011

7. Date Report Submitted:

12/14/2012

8. Program Code-Name:

7-CDBG-Entitlement

Program Codes:

- | | | |
|--|--------------------------------------|--|
| 1 = Flexible Subsidy | 2 = Section 202/811 | |
| 3A = Public/Indian Housing Development | 3B = Public/Indian Housing Operation | 3C = Public/Indian Housing Modernization |
| 4 = Homeless Assistance | 5 = HOME Assistance | 6 = HOME-State Administered |
| 7 = CDBG-Entitlement | 8 = CDBG-State Administered | 9 = Other CD Programs |
| 10= Other Housing Programs | | |

Part I. Employment and Training (Columns B, C, and F are mandatory fields.)					
A Job Category	B Number of New Hires	C Number of New Hires that are Sec.3 Residents	D % of Section 3 New Hires	E % of Total Staff Hours for Section 3 Employees	F Number of Section 3 Trainees
Professionals	0	0	0.00 %	0.00 %	0
Technicians	0	0	0.00 %	0.00 %	0
Office/Clerical	0	0	0.00 %	0.00 %	0
Officials/Managers	0	0	0.00 %	0.00 %	0
Sales	0	0	0.00 %	0.00 %	0
Craft Workers (skilled)	0	0	0.00 %	0.00 %	0
Operatives (semiskilled)	0	0	0.00 %	0.00 %	0
Laborers (unskilled)	0	0	0.00 %	0.00 %	0
Service Workers	0	0	0.00 %	0.00 %	0
Other (List)	0	0	0.00 %	0.00 %	0
Total	0	0			0

Part II. Contracts Awarded

1. Construction Contracts:

- A. Total dollar amount of all construction contracts awarded on the project \$ 1,361,940
- B. Total dollar amount of construction contracts awarded to Section 3 businesses \$ 1,251,940
- C. Percentage of the total dollar amount that was awarded to Section 3 businesses 91.90 %
- D. Total number of Section 3 businesses receiving construction contracts 3

2. Non-Construction Contracts:

- A. Total dollar amount of all non-construction contracts awarded on the project \$ 1,916,161
- B. Total dollar amount of non-construction contracts awarded to Section 3 businesses \$ 0
- C. Percentage of the total dollar amount that was awarded to Section 3 businesses 0.00 %
- D. Total number of Section 3 businesses receiving non-construction contracts 0

Part III. Summary of Efforts

Indicate the efforts made to direct the employment and other economic opportunities generated by HUD financial assistance for housing and community development programs, to the greatest extent feasible, toward low- and very low-income persons, particularly those who are recipients of government assistance for housing. (Select **yes** to all that apply)

Yes Recruited low-income residents through: local advertising media, signs prominently displayed at the project site, contacts with community organizations and public or private agencies operating within the metropolitan area (or nonmetropolitan county) in which the Section 3 covered program or project is located, or similar methods.

Yes Participated in a HUD program or other program which promotes the training or employment of Section 3 residents.

Yes Participated in a HUD program or other program which promotes the award of contracts to business concerns which meet the definition of Section 3 business concerns.

No Coordinated with Youthbuild Programs and administered in the metropolitan area in which the Section 3 covered project is located.

No Other; describe below.

Public reporting burden for this collection of information is estimated to average 6 hours per response, including the time for reviewing instructions, searching existing data sources, gathering and maintaining the data needed, and completing and reviewing the collection of information. This agency

may not collect this information, and you are not required to complete this form, unless it displays a currently valid OMB control number.

Section 3 of the Housing and Urban Development Act of 1968, as amended, 12 U.S.C. 1701u., mandates that the Department ensure that employment and other economic opportunities generated by its housing and community development assistance programs are directed toward low- and very low-income persons, particularly those who are recipients of government assistance for housing. The regulations are found at 24 CFR Part 135. The information will be used by the Department to monitor program recipients' compliance with Section 3, to assess the results of the Department's efforts to meet the statutory objectives of Section 3, to prepare reports to Congress, and by recipients as a self-monitoring tool. The data is entered into a data base and will be analyzed and distributed. The collection of information involves recipients receiving Federal financial assistance for housing and community development programs covered by Section 3. The information will be collected annually to assist HUD in meeting its reporting requirements under Section 808(e)(6) of the Fair Housing Act and Section 916 of the HCDA of 1992. An assurance of confidentiality is not applicable to this form. The Privacy Act of 1974 and OMB Circular A-108 are not applicable. The reporting requirements do not contain sensitive questions. Data is cumulative; personal identifying information is not included.

Section 3 Summary Report
Economic Opportunities for
Low and Very Low-Income Persons

**U.S. Department of Housing
and Urban Development**
Office of Fair Housing
and Equal Opportunity

OMB Approval No.2529-0043
(exp. 8/17/2015)

HUD Field Office : DALLAS/FT. WORTH, TX

See Public Reporting Burden Statement below

1.Recipient Name:

City of Dallas

Recipient Address: (street, city, state, zip)

1500 Marilla, 4FS
Dallas , Texas 75201

2. Agency ID:

TXH11F001

3. Total Amount of Award: \$ 3,969,841
Amount of All Contracts Awarded: \$ 3,426,450

4. Contact Person:

Chan Williams

5. Phone: 214-670-5544

Fax: 214-670-0741

E-Mail: chan.williams@dailascityhall.com

6. Reporting Period: Quarter 4 of Fiscal Year 2011

7. Date Report Submitted:

12/14/2012

8. Program Code-Name:

9-Other CD Programs

Program Codes:

- | | |
|--|--------------------------------------|
| 1 = Flexible Subsidy | 2 = Section 202/811 |
| 3A = Public/Indian Housing Development | 3B = Public/Indian Housing Operation |
| 3C = Public/Indian Housing Modernization | 4 = Homeless Assistance |
| 5 = HOME Assistance | 6 = HOME-State Administered |
| 7 = CDBG-Entitlement | 8 = CDBG-State Administered |
| 9 = Other CD Programs | 10= Other Housing Programs |

Part I. Employment and Training (Columns B, C, and F are mandatory fields.)					
A Job Category	B Number of New Hires	C Number of New Hires that are Sec.3 Residents	D % of Section 3 New Hires	E % of Total Staff Hours for Section 3 Employees	F Number of Section 3 Trainees
Professionals	0	0	0.00 %	0.00 %	0
Technicians	0	0	0.00 %	0.00 %	0
Office/Clerical	0	0	0.00 %	0.00 %	0
Officials/Managers	0	0	0.00 %	0.00 %	0
Sales	0	0	0.00 %	0.00 %	0
Craft Workers (skilled)	0	0	0.00 %	0.00 %	0
Operatives (semiskilled)	0	0	0.00 %	0.00 %	0
Laborers (unskilled)	0	0	0.00 %	0.00 %	0
Service Workers	0	0	0.00 %	0.00 %	0
Other (List)	0	0	0.00 %	0.00 %	0
Total	0	0			0

Part II. Contracts Awarded

1. Construction Contracts:

- A. Total dollar amount of all construction contracts awarded on the project \$ 0
- B. Total dollar amount of construction contracts awarded to Section 3 businesses \$ 0
- C. Percentage of the total dollar amount that was awarded to Section 3 businesses 0.00 %
- D. Total number of Section 3 businesses receiving construction contracts 0

2. Non-Construction Contracts:

- A. Total dollar amount of all non-construction contracts awarded on the project \$ 3,426,450
- B. Total dollar amount of non-construction contracts awarded to Section 3 businesses \$ 0
- C. Percentage of the total dollar amount that was awarded to Section 3 businesses 0.00 %
- D. Total number of Section 3 businesses receiving non-construction contracts 0

Part III. Summary of Efforts

Indicate the efforts made to direct the employment and other economic opportunities generated by HUD financial assistance for housing and community development programs, to the greatest extent feasible, toward low- and very low-income persons, particularly those who are recipients of government assistance for housing. (Select **yes** to all that apply)

Yes Recruited low-income residents through: local advertising media, signs prominently displayed at the project site, contacts with community organizations and public or private agencies operating within the metropolitan area (or nonmetropolitan county) in which the Section 3 covered program or project is located, or similar methods.

Yes Participated in a HUD program or other program which promotes the training or employment of Section 3 residents.

Yes Participated in a HUD program or other program which promotes the award of contracts to business concerns which meet the definition of Section 3 business concerns.

No Coordinated with Youthbuild Programs and administered in the metropolitan area in which the Section 3 covered project is located.

No Other; describe below.

Public reporting burden for this collection of information is estimated to average 6 hours per response, including the time for reviewing instructions, searching existing data sources, gathering and maintaining the data needed, and completing and reviewing the collection of information. This agency

may not collect this information, and you are not required to complete this form, unless it displays a currently valid OMB control number.

Section 3 of the Housing and Urban Development Act of 1968, as amended, 12 U.S.C. 1701u., mandates that the Department ensure that employment and other economic opportunities generated by its housing and community development assistance programs are directed toward low- and very low-income persons, particularly those who are recipients of government assistance for housing. The regulations are found at 24 CFR Part 135. The information will be used by the Department to monitor program recipients' compliance with Section 3, to assess the results of the Department's efforts to meet the statutory objectives of Section 3, to prepare reports to Congress, and by recipients as a self-monitoring tool. The data is entered into a data base and will be analyzed and distributed. The collection of information involves recipients receiving Federal financial assistance for housing and community development programs covered by Section 3. The information will be collected annually to assist HUD in meeting its reporting requirements under Section 808(e)(6) of the Fair Housing Act and Section 916 of the HCDA of 1992. An assurance of confidentiality is not applicable to this form. The Privacy Act of 1974 and OMB Circular A-108 are not applicable. The reporting requirements do not contain sensitive questions. Data is cumulative; personal identifying information is not included.

Section 3 Summary Report
Economic Opportunities for
Low and Very Low-Income Persons

**U.S. Department of Housing
and Urban Development**
Office of Fair Housing
and Equal Opportunity

OMB Approval No.2529-0043
(exp. 8/17/2015)

HUD Field Office : DALLAS/FT. WORTH, TX

See Public Reporting Burden Statement below

1.Recipient Name:

City of Dallas

2. Agency ID:

S11MC480001

4. Contact Person:

Chan Williams

6. Reporting Period: Quarter 4 of Fiscal Year 2011

7. Date Report Submitted:

12/14/2012

Recipient Address: (street, city, state, zip)

1500 Marilla, 4FS
Dallas, Texas 75201

3. Total Amount of Award: \$ 1,203,333
Amount of All Contracts Awarded: \$ 531,018

5. Phone: 214-670-5544

Fax: 214-670-0741

E-Mail: chan.williams@dallascityhall.com

8. Program Code-Name:

9-Other CD Programs

Program Codes:

- | | |
|--|--------------------------------------|
| 1 = Flexible Subsidy | 2 = Section 202/811 |
| 3A = Public/Indian Housing Development | 3B = Public/Indian Housing Operation |
| 3C = Public/Indian Housing Modernization | 4 = Homeless Assistance |
| 5 = HOME Assistance | 6 = HOME-State Administered |
| 7 = CDBG-Entitlement | 8 = CDBG-State Administered |
| 9 = Other CD Programs | 10 = Other Housing Programs |

Part I. Employment and Training (Columns B, C, and F are mandatory fields.)					
A Job Category	B Number of New Hires	C Number of New Hires that are Sec.3 Residents	D % of Section 3 New Hires	E % of Total Staff Hours for Section 3 Employees	F Number of Section 3 Trainees
Professionals	0	0	0.00 %	0.00 %	0
Technicians	0	0	0.00 %	0.00 %	0
Office/Clerical	0	0	0.00 %	0.00 %	0
Officials/Managers	0	0	0.00 %	0.00 %	0
Sales	0	0	0.00 %	0.00 %	0
Craft Workers (skilled)	0	0	0.00 %	0.00 %	0
Operatives (semiskilled)	0	0	0.00 %	0.00 %	0
Laborers (unskilled)	0	0	0.00 %	0.00 %	0
Service Workers	0	0	0.00 %	0.00 %	0
Other (List)	0	0	0.00 %	0.00 %	0
Total	0	0			0

Part II. Contracts Awarded

1. Construction Contracts:

- A. Total dollar amount of all construction contracts awarded on the project \$ 0
- B. Total dollar amount of construction contracts awarded to Section 3 businesses \$ 0
- C. Percentage of the total dollar amount that was awarded to Section 3 businesses 0.00 %
- D. Total number of Section 3 businesses receiving construction contracts 0

2. Non-Construction Contracts:

- A. Total dollar amount of all non-construction contracts awarded on the project \$ 531,018
- B. Total dollar amount of non-construction contracts awarded to Section 3 businesses \$ 0
- C. Percentage of the total dollar amount that was awarded to Section 3 businesses 0.00 %
- D. Total number of Section 3 businesses receiving non-construction contracts 0

Part III. Summary of Efforts

Indicate the efforts made to direct the employment and other economic opportunities generated by HUD financial assistance for housing and community development programs, to the greatest extent feasible, toward low- and very low-income persons, particularly those who are recipients of government assistance for housing. (Select **yes** to all that apply)

Yes Recruited low-income residents through: local advertising media, signs prominently displayed at the project site, contacts with community organizations and public or private agencies operating within the metropolitan area (or nonmetropolitan county) in which the Section 3 covered program or project is located, or similar methods.

Yes Participated in a HUD program or other program which promotes the training or employment of Section 3 residents.

Yes Participated in a HUD program or other program which promotes the award of contracts to business concerns which meet the definition of Section 3 business concerns.

No Coordinated with Youthbuild Programs and administered in the metropolitan area in which the Section 3 covered project is located.

No Other; describe below.

Public reporting burden for this collection of information is estimated to average 6 hours per response, including the time for reviewing instructions, searching existing data sources, gathering and maintaining the data needed, and completing and reviewing the collection of information. This agency

may not collect this information, and you are not required to complete this form, unless it displays a currently valid OMB control number.

Section 3 of the Housing and Urban Development Act of 1968, as amended, 12 U.S.C. 1701u., mandates that the Department ensure that employment and other economic opportunities generated by its housing and community development assistance programs are directed toward low- and very low-income persons, particularly those who are recipients of government assistance for housing. The regulations are found at 24 CFR Part 135. The information will be used by the Department to monitor program recipients' compliance with Section 3, to assess the results of the Department's efforts to meet the statutory objectives of Section 3, to prepare reports to Congress, and by recipients as a self-monitoring tool. The data is entered into a data base and will be analyzed and distributed. The collection of information involves recipients receiving Federal financial assistance for housing and community development programs covered by Section 3. The information will be collected annually to assist HUD in meeting its reporting requirements under Section 808(e)(6) of the Fair Housing Act and Section 916 of the HCDA of 1992. An assurance of confidentiality is not applicable to this form. The Privacy Act of 1974 and OMB Circular A-108 are not applicable. The reporting requirements do not contain sensitive questions. Data is cumulative; personal identifying information is not included.

6. ECONOMIC DEVELOPMENT

This page intentionally left blank.

ECONOMIC DEVELOPMENT

DESCRIPTION/ACCOMPLISHMENTS: The Office of Economic Development provided services to low to moderate income (LMI) persons through the Business Assistance Center (BAC) Program and Revolving Loan Fund Program.

The following are CDBG funded Economic Development activities for October 1, 2011 through September 30, 2012 program year:

- BAC Program: CDBG funded \$640,000
 - Approximately 3,316 business inquiries, 152 group technical assistance sessions, 789 individual technical assistance sessions, housed 19 incubator tenants, 940 unduplicated clients assisted and 62 new microenterprise businesses created by BAC clients.
- Revolving Loan Fund Program: – Estimated CDBG Program Income: \$600,000
 - Closed and funded 3 new loans, totaling \$165,000
 - Program Year 2011-12 Management Expenses \$288,390
 - Loan collection/follow-up represent a major percentage of the portfolio management
 - Ongoing management of existing portfolio of 27 loans totaling \$2,514,435
 - 15 jobs have been created and/or retained in Program Year 2011-12

BARRIERS:

Revolving Loan Fund Program - Lending institutions lag in lending to small businesses. Funding for developing businesses, expansions and capital for new business start-up is considered risky and the availability is limited. The ability to provide business loans to small and minority businesses to provide working capital and technical assistance to support business development is essential to revitalize Southern Dallas. Other factors that affect economic development include:

- The availability of funding to address social and infrastructure needs
- A perception of crime, poor education systems, and unfulfilling lifestyles
- Lack of small business lending by lending institutions
- Lack of educational attainment
- Shortage of access to goods and services such as grocery stores, hardware stores, etc.
- Low sense of community and advocacy

The number of funded loans continue be limited due to lack of additional entitlement. Loan requests were made with participation of other loan funds and tend to be a small percent of the total loan request. Businesses are creating fewer jobs, the number of closings has increased and the number of business expansions has declined. The City and local chambers must collaborate to increase partnerships to increase economic development activities and cultivate trade opportunities intended to increase the tax base and create jobs mainly for LMI persons.

LEVERAGING EFFORTS: During FY 2011-12, the Revolving Loan Fund Program sub-recipient utilized CDBG funds for three (3) loans in the amount of \$165,000, leveraging an additional estimated \$431,000 which includes business loan dollars, increased procurement awards, sales and corporate/grant support from state and federal sources, local foundations, businesses, banks, and other organizations. Also, the Revolving Loan Fund Program had an estimated \$550,781 in program income for Program year 2011-12 which is reinvested in the program and is available new loans and program administration.

OUTCOME MEASURES:

BAC Program:

- To foster economic development and capacity building to new or existing microenterprise businesses.
- To provide technical assistance to foster economic development for LMI persons who either own or are interested in starting micro-enterprises or non-LMI persons who establish a business in the City of Dallas that provides services to or job creation benefit to Dallas LMI persons.
- To provide comprehensive technical assistance including: business planning and management, marketing research and marketing plans, preparation and packaging loan applications, identifying small business financing options, financial/accounting systems, staffing issues, bonding/insurance information, bid preparation, provide some incubator space and other eligible activities.

Revolving Loan Fund Program:

- To provide financial assistance for business retention, expansion, and new start-up businesses via making capital available through loan programs to create and retain employment opportunities for LMI persons located in Dallas and to provide funding to new or expanding businesses.

BUSINESS ASSISTANCE CENTER (BAC) AND REVOLVING LOAN FUND PROGRAMS FIVE YEAR PROJECTIONS/ACCOMPLISHMENTS						
	GOAL	ACTUAL				
		2008-09	2009-10	2010-11	2011-12	2012-13
BAC Program - Individual Technical Assistance Sessions	500	483	566	714	789	
Revolving Loan Fund Program Loans	50	6	5	3	3	
Revolving Loan Fund Program Jobs to be created/retained	70	20	17	39	15	

ADJUSTMENTS/IMPROVEMENTS:

The Business Assistance Centers provide technical assistance for microenterprise development and capacity building. The microenterprise represents another option to those that have a skill set, an entrepreneurial spirit and desire to become self-sufficient through self-employment, as well as, to those that may find themselves out of a job due to the declining economy of the past few years and a slow economic recovery.

Revolving Loan Fund Program: Increased funding for economic development projects is essential, and more cafeteria style small business loans to support commercial and retail developments which foster business development and job creation for LMI persons.

6i) PUBLIC BENEFIT WORKSHEET

This page intentionally left blank.

Worksheet for Calculating Public Benefit

(Use for all activities eligible under 570.203 and certain public improvements which create jobs)

Name of Grantee: City of Dallas

Program Year: 2011-12

<u>Name of Project/Recipient - SDDC</u>	<u>HUD #</u>	<u>Closing Date</u>	<u>CDBG Amount Obligated</u>	<u>Actual/ Proposed jobs</u>	<u>=</u>	<u>Cost/Job</u>
Tandy Pizza, LLC	11359	2/28/2012	35,000	1.00		\$35,000.00
7 G.R.R. Greenville Ave, LLC & 5 G.R.R	11562	8/6/2012	25,000	1.00		\$25,000.00
Thrash Memorial Funeral Home	11456	3/30/2012	105,000	3.00		\$35,000.00
SDDC Total			165,000	5.00		
Total SDDC			165,000	5.00		

Aggregate Public Benefit Calculation:
(Grantee may choose to exclude certain activities from this calculation.)

Total amount of funds obligated +	Activity Delivery Costs (SDDC)*	Total CDBG Program Costs
\$165,000	\$288,389.77	\$453,390
Total Proposed FTE Jobs	5.00	
Aggregate total cost/Job	\$90,677.95	
*Aggregate total cost/Job without SDDC program delivery costs	33,000.00	

This page intentionally left blank.

7. REHABILITATION ACTIVITIES

This page intentionally left blank.

Á
Á

City of Dallas Housing /Community Services Department
Rehabilitation Activities Narrative
FY 2011-12 CAPER

During FY 2011-12, 3,631 low-income homeowners and renters were approved for assistance through various programs administered by the City of Dallas, through its Housing/Community Services Department. A total of 536 low to moderate-income single family homeowners and 0 multifamily units were approved for home repair assistance. Of the 537 homeowners that were approved for assistance, work was completed for 485 and is underway/incomplete for 51. Attached are lists of properties that received assistance through the Home Repair, Mortgage Assistance, Multifamily, and People Helping People Programs. The activities for low-income homeowners and renters consist of the following:

Single Family Homeowners

A total of 537 single family homeowner units were approved for assistance. Of the 537 approved, 485 were completed and 51 are underway.

CDBG Funding

- ❖ Completed 456 projects with CDBG funds, expenditures totaled \$2,380,979.00 to include:
 - ~~150~~ 150 through the Mortgage Assistance Program (MAP) [Table 3A – MAP-DH-1 shows 192 total] which includes 50 of the 192 that received repair assistance, in addition to mortgage assistance
 - 106 through the Major System Repair Program [including 14 NIP Major Home Repairs and 3 South Dallas Fair Park NIPs]
 - ~~17~~ 17 through Reconstruction/SHARE
 - 293 through the efforts of the People Helping People volunteer and ~~AAA~~ associated program organizations.

No projects are underway or incomplete with the use of CDBG funds through the Reconstruction/SHARE Program.

HOME Funding

- ❖ Completed 29 projects with HOME funds through the Reconstruction/SHARE Program. Expenditures totaled \$2,604,024.
- ❖ Currently 11 projects are underway/incomplete with the use of HOME funds through the Reconstruction/SHARE Program.

Multifamily Rentals

No multifamily units were approved for assistance in FY 2011-12.

City of Dallas Housing /Community Services Department
 Rehabilitation Activities Narrative
 FY 2011-12 CAPER

Program Summary

- ❖ *People Helping People Program* completed 293 [Table 3A PHP-DH-3] projects. 171 of the 293 projects had products/materials funded by CDBG expenditures totaling \$281,564.56. The remaining 122 projects had products/materials such as heaters, pest control service, and glass service that were donated.
- ❖ *Reconstruction/SHARE Program* assisted 36 homeowners [Table 3A – DH-3] in receiving a replacement house. Of these 36 houses, 27 replacement houses were funded with HOME funds (\$2,548,890), 7 replacements were funded with CDBG funds (\$653,080) and 2 were funded with both CDBG funds (\$131,666) and HOME funds (\$55,134). Expenditures totaled \$3,388,770 for the 36 homes replaced.

 Reconstruction on 11 replacement houses is underway and all are being funded with HOME funds.
- ❖ *Major System Repair Program* completed 106 projects [Table 3A – MSRP DH-2]. Expenditures totaled \$1,380,392. There are 40 projects underway, all funded with CDBG funds.
- ❖ *Mortgage Assistance Program* completed 50 r epair assistances, in addition to mortgage assistance. [Table 3A-DH-1 lists 192 total]. Expenditures for repair assistances totaled \$65,941.98.

Total funds expended during FY 2011-2012 for all programs, \$11,872,577
 Community Development Block Grant, \$6,426,033

- ❖ Other Public Funds, \$5,446,544
- ❖ Private Funds, \$0

Direct Program Delivery Costs of \$1,860,321 represents 16% of total amount of all funds expended.

CITY OF DALLAS HOUSING / COMMUNITY SERVICES DEPARTMENT

PEOPLE HELPING PEOPLE

FY 2011-12 LIST OF CDBG ASSISTED PROPERTIES

October 1, 2011 - September 30, 2012

	IDIS #	Homeowner	Address	CDBG Funds Expended	# CDBG Funded Materials	# Private Funded Service Dontations
1	10960	Ms. LeRosaland Edwards	10127 Hymie Circle	\$681.75	1	
2	10960	Ms. Dora Garza	115 W. Elmore Ave.	\$2,440.00	1	
3	10960	Ms. Ruth Smith	1235 Marfa Ave.	\$ 1,146.00	1	
4	10960	Ms. Bobbie Blackmore	1405 Mirage Canyon Dr.	\$ 4,174.00	1	
5	10960	Ms. Arguilla Smith	1503 Hudspeth Ave.	\$ 5,000.00	1	
6	10960	Ms. Jo Ann Branch	1567 E. Missouri Ave.	\$822.00	1	
7	10960	Ms. Oleavia Holmes	1619 Vail Meadow Ln.	\$4,790.00	1	
8	10960	Ms. Cora Thomas	1831 Ramsey Ave.	\$ 3,239.00	1	
9	10960	Ms. Annie Adams	1832 Prairie View Dr.	\$ 4,988.50	1	
10	10960	Ms. Gurtha Lear	1875 Red Cloud Dr.	\$4,032.00	1	
11	10960	Ms. Norma Ortiz	1927 E. Overton Rd.	\$645.00	1	
12	10960	Ms. Martha Cooper	1927 Greendale Dr.	\$4,672.00	1	
13	10960	Ms. Irene Harris	1946 Dennison St.	\$595.00	1	
14	10960	Ms. Joyce Lukonge	2013 Lucille St.	\$ 4,869.00	1	
15	10960	Ms. Evelyn Crawford	2130 56th Ave.	\$3,682.50	1	
16	10960	Ms. Elva Williams	2435 Dunloe Dr.	\$ 1,555.00	1	
17	10960	Ms. Eunice Ringwood	2443 Talco Dr.	\$870.00	1	
18	10960	Ms. Marina Trevino	2524 St. Francis Ave.	\$3,685.00	1	
19	10960	Ms. Lillie Moore	2543 51st St.	\$ 600.00	1	
20	10960	Mr. Robert McClenon	2625 Lea Crest Dr.	\$2,238.00	1	
21	10960	Ms. Anglee Robinson	2647 Palo Alto Dr.	\$2,534.00	1	
22	10960	Ms. Claudia Peterson	2650 Wilhurt Ave.	\$600.00	1	
23	10960	Ms. Nora Nealey	2715 E. Atoll Dr.	\$600.00	1	
24	10960	Ms. Susan Fleming	2718 Southland St.	\$200.00	1	
25	10960	Mr. Domingo Diaz	2723 Lolita Dr.	\$ 3,862.00	1	
26	10960	Ms. Willie Birdwell-Nixon	2926 Kilburn Ave.	\$ 1,830.00	1	
27	10960	Ms. Michelle Bragg	3046 Seevers Ave.	\$768.00	1	
28	10960	Ms. Faye Polk	3207 Seevers Ave.	\$5,045.99	1	
29	10960	Ms. Bobbie Tucker	3238 Alaska Ave.	\$1,856.00	1	
30	10960	Ms. Mildred Tate	335 Bettyrae Way	\$ 4,997.00	1	
31	10960	Mr. Earl Emanuel	3631 Loganwood. Dr.	\$3,040.50	1	
32	10960	Ms. Hilda Butler	3733 Kiestcrest Dr.	\$4,387.00	1	
33	10960	Ms. Linda Cleveland	3929 Crozier St.	\$4,998.00	1	
34	10960	Ms. Ella Rodgers	4013 Maryland Ave.	\$ 2,895.00	1	
35	10960	Ms. Charlene Rhyne	4019 Shadrack Dr.	\$4,091.00	1	
36	10960	Ms. Earlene Yeldell	407 Konawa Dr.	\$3,952.00	1	
37	10960	Ms. Maxine Pride	5047 Hollow Ridge	\$ 3,223.00	1	
38	10960	Ms. Anna Manoy	527 Highfall Dr.	\$ 425.00	1	
39	10960	Mr. Jose Perez	5411 Goodwin Ave.	\$4,963.50	1	
40	10960	Mr. Dan Teel	636 Lacewood Dr.	\$ 1,924.00	1	
41	10960	Mr. Willie Mills	6521 Palm Island St.	\$ 5,000.00	1	
42	10960	Ms. Eva Graves	6914 Balalaika Rd.	\$4,870.80	1	
43	10960	Ms. Vivian Hall	7310 Larchway Dr.	\$3,616.00	1	
44	10960	Ms. Martha Gray	7824 Robin Creek Dr.	\$ 4,449.00	1	
45	10960	Mr. Tony Onic	8519 Ricardo Dr.	\$ 2,775.00	1	
46	10960	Mr. Williams Nucklos, Jr.	8631 Ashcroft Ave.	\$3,634.00	1	

CITY OF DALLAS HOUSING / COMMUNITY SERVICES DEPARTMENT

PEOPLE HELPING PEOPLE

FY 2011-12 LIST OF CDBG ASSISTED PROPERTIES

October 1, 2011 - September 30, 2012

	IDIS #	Homeowner	Address	CDBG Funds Expended	# CDBG Funded Materials	# Private Funded Service Dontations
47	10960	Ms. Josephine Hamilton	910 Winters St.	\$ 4,704.00	1	
48	10960	Mr. Arthur Joe	9703 Carnegie Dr.	\$ 4,104.00	1	
49	10960	Ms. Bertha Schwab	9815 Woodway Dr.	\$ 1,255.00	1	
50	11231	Ms. Jo Cill Brown	10003 Stebbins Dr.	\$594.26	1	
51	11231	Ms. Jacqueline Fain	10030 Pebble Valley Ln.	\$ -		1
52	11231	Mr. Jesse Boisse	10102 Homeplace Dr.	\$594.26	1	
53	11231	Ms. Bobbie Anderson	10112 Grove Oaks Blvd.	\$270.81	1	
54	11231	Ms. Lucy Goven Shed	1014 E. Woodin Blvd.	\$ -		1
55	11231	Mr. Edgar Prudhomme	1023 Pindar Ave.	\$ -		1
56	11231	Mr. Larry Villerreal	1100 S. Brighton Ave.	\$ -		1
57	11231	Ms. Lurlean Hill	1103 Forester Dr.	\$ 1,231.06	1	
58	11231	Ms. Birdie Houston	1110 Hendricks Ave.	\$1,255.44	1	
59	11231	Ms. Emma Bell	1114 Glen Park Dr.	\$ -		1
60	11231	Ms. Ruby Thompson	11906 Willowdell Dr.	\$ -		1
61	11231	Ms. Deloris Darton	11921 Hoblitzelle	\$ 927.48	1	
62	11231	Ms. Reba Mitchell	12024 Bellafonte Dr.	\$1,315.19	1	
63	11231	Ms. Mary Jones	1207 Morrell Ave.	\$ -		1
64	11231	Mr. Encarnacion Gonzales	1208 W. Saner	\$ 505.40	1	
65	11231	Ms. Dorothy Jones	1232 Sunny Glen Dr.	\$ -		1
66	11231	Ms. Igenell Moten	1238 Arizona Ave.	\$ -		1
67	11231	Ms. Alta Kyles	1255 E. Pentagon Pkwy	\$ 563.79	1	
68	11231	Ms. Carrin Owens	1263 Whitaker Ave.	\$ -		1
69	11231	Ms. Maria Telles	1313 Lebanon Ave.	\$ -		1
70	11231	Ms. Shirley Curlee	1321 Aldenwood	\$ -		1
71	11231	Ms. Haiat Weaver	1326 Marlborough Ave.	\$ 1,268.71	1	
72	11231	Ms. Manuela Borrego	136 W. Elmore Ave.	\$ -		1
73	11231	Ms. Katherine Taylor	1403 Kingsley Dr.	\$ -		1
74	11231	Mr. Leroy Cooper	1447 Adelaide Dr.	\$ -		1
75	11231	Ms. Ruth Gibson	1503 Owega Ave.	\$ 1,634.73	1	
76	11231	Ms. Murlene Turner	1520 Cape Cod Ave.	\$ 808.92	1	
77	11231	Ms. Sandra Beasley	1526 Peru St.	\$ 755.81	1	
78	11231	Ms. Bobbie Henry	1527 Life Ave.	\$ -		1
79	11231	Mr. Ray Porter	157 S. Nachita Dr.	\$1,231.01	1	
80	11231	Ms. Carolyn Paulk	1610 Moutain Lake Rd.	\$ -		1
81	11231	Ms. Marta Motyka	1611 East Shore Dr.	\$ 859.48	1	
82	11231	Ms. Dorothy Sams	1614 E. Overton Rd.	\$ -		1
83	11231	Ms. Flora Tucher	1619 Caravan Trl	\$ -		1
84	11231	Ms. Lucille Bradford	1623 Ave D.	\$ 1,435.34	1	
85	11231	Ms. Marilyn Rose	1624 Oak Glen Trail	\$ 1,059.87	1	
86	11231	Ms. Barbara Owens	1707 Homeland St.	\$ -		1
87	11231	Ms. Evelyn Marcell	1714 Alaska	\$ -		1
88	11231	Ms. Daisy Johnson	1715 Alhambra St.	\$ -		1
89	11231	Ms. Irma Cortese	1722 Loree Dr.	\$923.07	1	
90	11231	Ms. Ernestine Williams	1743 Atlas Dr.	\$ 448.29	1	
91	11231	Mr. Simmie Walker	1810 Calypso St.	\$ -		1
92	11231	Ms. Verna Gipson	1818 Arizona Ave.	\$ -		1

CITY OF DALLAS HOUSING / COMMUNITY SERVICES DEPARTMENT

PEOPLE HELPING PEOPLE

FY 2011-12 LIST OF CDBG ASSISTED PROPERTIES

October 1, 2011 - September 30, 2012

	IDIS #	Homeowner	Address	CDBG Funds Expended	# CDBG Funded Materials	# Private Funded Service Dontations
93	11231	Ms. Pearlie Patterson	1818 McBroom St.	\$330.15	1	
94	11231	Ms. Theresa Ybarra	1831 Lear St.	\$ -		1
95	11231	Ms. Yolanda Smith	1832 Canada Dr.	\$ -		1
96	11231	Ms. Murrah Johnson	1832 Toronto St.	\$ 637.23	1	
97	11231	Ms. Betty Allen	1834 Stella Ave.	\$1,052.94	1	
98	11231	Mr. Floyd Thomas	1846 Life Ave.	\$ -		1
99	11231	Ms. Betty Williams	1907 Michigan	\$ -		1
100	11231	Ms. Ruthie Reed	2010 Life Ave.	\$ -		1
101	11231	Ms. Alicia Alonzo	202 Hollywood Ave.	\$ -		1
102	11231	Ms. Alean Davis	2028 E. Illinois Ave.	\$ 1,774.69	1	
103	11231	Ms. Dorothy Turner	209 Freddie Dr.	\$635.13	1	
104	11231	Ms. Jewel Henderson	2104 Stovall Dr.	\$ 2,310.28	1	
105	11231	Ms. Essie Burns	2123 S. Ewing Ave.	\$3,674.40	1	
106	11231	Ms. Viola Hogan	2127 S. Ewing Ave.	\$ -		1
107	11231	Mr. David Villareal	221 W. Clarendon Dr.	\$ -		1
108	11231	Ms. Oleaner French	223 Mitscher Dr.	\$ 2,655.97	1	
109	11231	Mr. Vincient Jimenez	223 W. Elmore Ave.	\$ -		1
110	11231	Ms. Shirley Wheeler	2242 Macon St.	\$ -		1
111	11231	Mr. Ricardo DelaRosa	227 Marks Dr.	\$1,232.56	1	
112	11231	Ms. Earline Jones	2317 Inca Dr.	\$ -		1
113	11231	Ms. Rose Landin	2351 Vagas St.	\$210.00	1	
114	11231	Ms. Bobbie Hutchinson	2402 Kathleen Ave.	\$724.63	1	
115	11231	Ms. Alice Dixon	2405 Romine Ave.	\$ 631.45	1	
116	11231	Ms. Josephine Rivera	2406 Wycliff Ave.	\$ -		1
117	11231	Ms. Virginia Palomo	2415 Clymer St.	\$ 3,115.81	1	
118	11231	Mr. Julius McFarland	2422 S. Ewing Ave.	\$ -		1
119	11231	Ms. Ophelia Kirklin	2423 W. Brooklyn Ave.	\$ -		1
120	11231	Ms. Mary Horton	2427 Nicholson Dr.	\$ -		1
121	11231	Mr. Jerry Tidwell	2506 Merlin St.	\$ -		1
122	11231	Ms. Blanca Deras	2511 Engle Ave.	\$1,261.99	1	
123	11231	Mr. James Mixon	2522 Starks Ave.	\$ 1,134.97	1	
124	11231	Ms. Alice Taylor	2530 Pine St.	\$ -		1
125	11231	Ms. Cheryl Wilson	2534 Starks Ave.	\$707.41	1	
126	11231	Mr. Willie Cook	2542 Katheleen Ave.	\$ 1,987.04	1	
127	11231	Ms. Tessie Howard-Keeton	2631 Morgan Dr.	\$931.66	1	
128	11231	Mr. Ricardo Espinoza	2646 Wilton Ave.	\$ -		1
129	11231	Mr. Gerry Mallard	2665 Hudspeth Ave.	\$ 1,119.42	1	
130	11231	Ms. Floydia Lewis	2702 Garapan Dr.	\$ -		1
131	11231	Ms. Brenda Justice	2718 Lawrence St.	\$ -		1
132	11231	Ms. Raydell Onabajo	2732 Clayton Oaks Dr.	\$810.97	1	
133	11231	Ms. Ida Wells	2735 Park Row Ave.	\$ 686.25	1	
134	11231	Ms. Opal McAllie	2810 El Capitan Dr.	\$649.61	1	
135	11231	Mr. James Taylor	2810 Wilhurt Ave.	\$631.78	1	
136	11231	Ms. Delia Salas	2811 Grafton Ave.	\$950.34	1	
137	11231	Ms. Inez Hall	2811 Twyman Ave.	\$ -		1
138	11231	Ms. Gertrude Williams	2818 Dathe St.	\$3,151.50	1	

CITY OF DALLAS HOUSING / COMMUNITY SERVICES DEPARTMENT

PEOPLE HELPING PEOPLE

FY 2011-12 LIST OF CDBG ASSISTED PROPERTIES

October 1, 2011 - September 30, 2012

	IDIS #	Homeowner	Address	CDBG Funds Expended	# CDBG Funded Materials	# Private Funded Service Dontations
139	11231	Ms. Dorothy Harrison	2834 Twyman Ave.	\$ 942.39	1	
140	11231	Ms. Shirley Wilson	2841 Hedgerow Dr.	\$ 1,123.77	1	
141	11231	Ms. Barbara Daniel	2874 56th St.	\$ 1,179.69	1	
142	11231	Mr. James Polk	2923 Marburg	\$ -		1
143	11231	Ms. Ineta Lewis	2976 50th St.	\$ 904.59	1	
144	11231	Ms. Rose Washington	3010 S. Ewing Ave.	\$ -		1
145	11231	Ms. Maxine Boone	3011 Utah Ave.	\$2,537.33	1	
146	11231	Ms. Alice Hartfield	3013 50th St.	\$ -		1
147	11231	Ms. Everline Ayers	3014 Pennsylvania Ave.	\$ -		1
148	11231	Ms. Diane Williams-Jackson	303 W. Corning Ave.	\$ 1,210.53	1	
149	11231	Ms. Annie Lee Williams	3034 Modree Ave.	\$ 917.25	1	
150	11231	Mr. Roosevelt Jackson	3077 Sunnysvale St.	\$ 1,765.89	1	
151	11231	Ms. Ruby Daniels	310 Woodlark Trl.	\$ -		1
152	11231	Mr. Charlie Giddens	3102 Utah Ave.	\$2,286.74	1	
153	11231	Ms. Lela Taylor	3106 Harlandale Ave.	\$ 861.51	1	
154	11231	Ms. Gladys Miller	3111 Fernwood Ave.	\$ -		1
155	11231	Ms. Georgia Tucker	3116 50th St.	\$1,576.61	1	
156	11231	Mr. Geraldine Williams	3117 Mundy Dr.	\$ 1,002.00	1	
157	11231	Ms. Patricia Turner	315 W. Hobson Ave.	\$ -		1
158	11231	Ms. Artie Swanson	3203 Seevers Ave.	\$ 591.49	1	
159	11231	Ms. Johnnie Brown	3207 E. Ledbetter Dr.	\$ -		1
160	11231	Ms. Frances Fields	3210 Alabama Ave.	\$ 1,075.97	1	
161	11231	Ms. Myrtle Oliver	3211 Alabama Ave.	\$ -		1
162	11231	Ms. Rose Morrison	3217 Biglow Dr.	\$591.93	1	
163	11231	Ms. Johnnie Goins	3234 Pacesetter Dr.	\$696.24	1	
164	11231	Ms. Katherine Tinner	3322 Kellogg Ave.	\$ -		1
165	11231	Ms. Edna McGuire	3326 Spurlock St.	\$ 853.84	1	
166	11231	Ms. Marie Drayton	3327 Alaska Ave.	\$ 822.29	1	
167	11231	Ms. Maura Gallardo	3351 Shelley Rd.	\$ 1,097.74	1	
168	11231	Ms. Vickie Gilstrab	3403 S. Ewing Ave.	\$842.30	1	
169	11231	Ms. Bertha Moss	3412 S. Ewing Ave.	\$ -		1
170	11231	Ms. Alicia Juardo	3418 Topeka Ave.	\$185.00	1	
171	11231	Ms. Romie Williams	3427 Vilbig Rd.	\$ -		1
172	11231	Mr. Eglar Hopkins	3434 Pebbleshores Dr.	\$1,577.83	1	
173	11231	Ms. Corine Hines	3435 Frosty Trail	\$1,088.72	1	
174	11231	Ms. Nelta Jones	3506 Utah Ave.	\$1,530.02	1	
175	11231	Ms. Oda Dightman	3507 Utah Ave.	\$943.47	1	
176	11231	Ms. Irene Taylor	3508 Frosty Trail	\$ -		1
177	11231	Ms. Karen Sanders	3528 Meyers St.	\$1,138.04	1	
178	11231	Ms. Pearlle Daniels	3614 Gallagher St.	\$ 842.29	1	
179	11231	Ms. Maudie Peoples	3614 Jeffries St.	\$ -		1
180	11231	Ms. Agnes Thomas	3615 Kenilworth St.	\$ 1,778.90	1	
181	11231	Ms. Carrie Mayes	3618 Hamilton Ave.	\$ -		1
182	11231	Ms. Emma Jones	3619 Vilbig Rd.	\$ -		1
183	11231	Ms. Ira Peacock	3623 Golden Hills Dr.	\$ -		1
184	11231	Ms. Chausie Springfield	3626 Jamaica St.	\$ 2,331.84	1	

CITY OF DALLAS HOUSING / COMMUNITY SERVICES DEPARTMENT

PEOPLE HELPING PEOPLE

FY 2011-12 LIST OF CDBG ASSISTED PROPERTIES

October 1, 2011 - September 30, 2012

	IDIS #	Homeowner	Address	CDBG Funds Expended	# CDBG Funded Materials	# Private Funded Service Dontations
185	11231	Ms. Donnell Kizzee	3626 S. Ewing Ave.	\$ -		1
186	11231	Ms. Hattie Johnson	3703 Magdeline St.	\$ -		1
187	11231	Ms. Nettie Langley	3711 McLarty Ln.	\$ -		1
188	11231	Ms. Iva Ware	3721 Aransas St.	\$ -		1
189	11231	Ms. Patricia Jackson	3723 Homeland St.	\$ 1,037.76	1	
190	11231	Mr. John Murray	3734 Dildock St.	\$1,391.62	1	
191	11231	Ms. Cynthia Williams	3741 Black Oak Dr.	\$ -		1
192	11231	Ms. Eunice Morgan	3807 Carl St.	\$ 972.65	1	
193	11231	Ms. Ruth Richardson	3808 Black Oak Dr.	\$ 826.67	1	
194	11231	Ms. Harriett Richardson	3810 S. Fitzhugh Ave.	\$ 1,039.66	1	
195	11231	Ms. Dora Dumas	3917 Maryland Ave.	\$ -		1
196	11231	Ms. Johnny Thompson	4002 Sunvalley Dr.	\$ 569.29	1	
197	11231	Ms. Annie Haggerty	4004 Copeland Ave.	\$ 1,074.99	1	
198	11231	Mr. Ricardo Garcia	4028 Vanette Ln.	\$ -		1
199	11231	Mr. Raiford Mckintosh	4038 Mount Royal St.	\$ -		1
200	11231	Ms. Pella Graves	407 Krueger St.	\$1,556.52	1	
201	11231	Ms. Yvonne Sands	4130 Robertson Dr.	\$1,102.87	1	
202	11231	Ms. Gloria Humphrey	4146 Tioga St.	\$ -		1
203	11231	Ms. Jimmie Whitlow	4205 Wilshire Blvd.	\$ -		1
204	11231	Ms. Doris Walker	4208 Summit Ridgde Dr.	\$ 584.33	1	
205	11231	Ms. Lula Green	4211 York St.	\$ -		1
206	11231	Ms. Clarkie Choice	4223 1st Ave.	\$263.75	1	
207	11231	Ms. Alice Pruitt	423 Calyx Circle	\$ 724.72	1	
208	11231	Ms. Alma Taylor	4238 Tioga St.	\$ -		1
209	11231	Ms. Sarah Sanders	4303 Marshall St.	\$ -		1
210	11231	Ms. Mae Washington	431 Gulleedge Ln.	\$ -		1
211	11231	Ms. Antoinetta Wiley	4327 Marshall St.	\$ -		1
212	11231	Ms. Phyllis Manuel	4335 Bonnie View Rd.	\$ -		1
213	11231	Mr. Ralph Reeves	4339 Vanette Ln.	\$ 646.72	1	
214	11231	Ms. Opal Seamster	438 Burrell Dr.	\$ -		1
215	11231	Ms. Ethel Davis	441 Goldwood Dr.	\$ 792.19	1	
216	11231	Ms. Geraldine Shackelford	4419 Wahoo St.	\$ -		1
217	11231	Ms. Eyvern Edwards	4518 Mark Trail Way	\$660.07	1	
218	11231	Ms. Glenel Woods	4543 Mexicana Rd.	\$ 1,247.37	1	
219	11231	Ms. Lillian Morton	4602 Utah Ave.	\$996.33	1	
220	11231	Ms. Evelyn Carter	4605 Haas Dr.	\$ 961.64	1	
221	11231	Ms. Thelma Williams	4616 De Kalb Ave.	\$973.86	1	
222	11231	Ms. Mary Johnson	4819 March Ave.	\$ -		1
223	11231	Ms. Patricia Watson	4836 Haas Dr.	\$ -		1
224	11231	Ms. Eldridge Sterling	4856 Haas Dr.	\$ -		1
225	11231	Ms. Vergie Franklin	4926 Linnet Ln.	\$948.58	1	
226	11231	Ms. Rena Mae West	4943 Burnside Ave.	\$ -		1
227	11231	Mr. Troy Williams	5054 Corrigan Ct.	\$ -		1
228	11231	Mr. Leroy Clemons	508 Meadowshire Dr.	\$1,412.21	1	
229	11231	Ms. Ruby Nickleberry	5108 Cardiff St.	\$916.67	1	
230	11231	Ms. Mary Pleasant	5119 Cardiff St.	\$ 1,154.19	1	

CITY OF DALLAS HOUSING / COMMUNITY SERVICES DEPARTMENT

PEOPLE HELPING PEOPLE

FY 2011-12 LIST OF CDBG ASSISTED PROPERTIES

October 1, 2011 - September 30, 2012

	IDIS #	Homeowner	Address	CDBG Funds Expended	# CDBG Funded Materials	# Private Funded Service Dontations
231	11231	Ms. Velma King	5146 Frio Dr.	\$0.00		1
232	11231	Ms. Erma Shallow	5164 Patonia Ave.	\$ -		1
233	11231	Ms. Shirley Ann Manoy	5204 S. Marsalis Ave.	\$505.63	1	
234	11231	Ms. Mercy Peace	531 Goldwood Dr.	\$ -		1
235	11231	Ms. Helen Britt	5330 Mystic Trail	\$ -		1
236	11231	Ms. Eddie Pigg	5344 Grovewood St.	\$ -		1
237	11231	Ms. Dorothy Adkinson	540 Goldwood Dr.	\$ -		1
238	11231	Ms. Maria Trevino	5624 Miller Ave.	\$ -		1
239	11231	Ms. Mary Vela C.	5847 Beau Purple Dr.	\$ -		1
240	11231	Ms. Dolores Parks	5940 Roseville Dr.	\$ -		1
241	11231	Ms. Elizabeth Sharyer	6003 Parkdale Dr.	\$1,647.57	1	
242	11231	Ms. Luella Wells	6018 Lazy River Dr.	\$ -		1
243	11231	Ms. Helen Colbert	6045 Singing Hills Dr.	\$ -		1
244	11231	Ms. Rafaela Pena	610 Delaware Ave.	\$ -		1
245	11231	Mr. Daniel Carrillo	6119 Misty Wood Dr.	\$841.03	1	
246	11231	Ms. Ethel B Thomas	612 Ryan Rd.	\$ 1,489.91	1	
247	11231	Ms. Willie Mae Brown	628 Penguin Dr.	\$ 621.89	1	
248	11231	Ms. Sallie Burns	638 Cedar Cliff Dr.	\$551.40	1	
249	11231	Ms. Sybilene Harrison	645 Wildrose Dr.	\$2,285.37	1	
250	11231	Ms. Addie Williams	6505 Leaning Oaks St.	\$ 285.00	1	
251	11231	Mr. Willie Williams	6509 Seco Blvd.	\$ -		1
252	11231	Ms. Margaret Jones	6518 Starkey St.	\$ -		1
253	11231	Ms. Ruby Jones	6530 Racine Dr.	\$ 1,376.59	1	
254	11231	Ms. Joy Elliott	6534 Tioga Ct.	\$ -		1
255	11231	Ms. Mavis Love	6615 Victoria Ave.	\$707.52	1	
256	11231	Mr. Michael O'brien	6823 Clayton Ave.	\$ 852.07	1	
257	11231	Ms. Beverly Tiggs	6959 Clearglen Dr.	\$ 956.79	1	
258	11231	Mr. Ruben Marquez	701 S. Marlborough Ave.	\$ -		1
259	11231	Mr. Durel Thompson	705 Clearwood Dr.	\$ -		1
260	11231	Ms. Margaret McKinney	707 Bonnie View Rd.	\$ -		1
261	11231	Mr. Harvey Perry	708 Holcomb Rd.	\$676.48	1	
262	11231	Mr. Tommie Wright	710 W. Brooklyn Ave.	\$2,898.80	1	
263	11231	Ms. Dorothy Peralez	7122 Mohawk Dr.	\$1,838.52	1	
264	11231	Ms. Rosie Dunn	7129 Bruton Rd.	\$772.96	1	
265	11231	Ms. Valentina Billups	720 Annarose Dr.	\$ -		1
266	11231	Mr. Hubert Smith	7211 Elam Rd.	\$ -		1
267	11231	Ms. Clara Cole	7419 Caillet	\$ 1,194.64	1	
268	11231	Ms. Sylvia Graham	7419 Neuhoff Dr.	\$553.14	1	
269	11231	Ms. Joyce Perry	7436 Ridgewick Dr.	\$965.44	1	
270	11231	Ms. Annie Brown	746 Genoa Ave.	\$ -		1
271	11231	Ms. Betty Takats	750 Southgate Ln.	\$ -		1
272	11231	Ms. Georgia Fossett	7532 Ryanridge Dr.	\$805.47	1	
273	11231	Ms. Erma Smith	7707 Leigh Ann Dr.	\$ -		1
274	11231	Mr. Louis Camper	7723 Huttig Ave.	\$ -		1
275	11231	Mr. Benito Chavez	7735 Lake June Rd.	\$ -		1
276	11231	Ms. Sarah Rojano	7812 Wanebe Dr.	\$ -		1

CITY OF DALLAS HOUSING / COMMUNITY SERVICES DEPARTMENT

PEOPLE HELPING PEOPLE

FY 2011-12 LIST OF CDBG ASSISTED PROPERTIES

October 1, 2011 - September 30, 2012

	IDIS #	Homeowner	Address	CDBG Funds Expended	# CDBG Funded Materials	# Private Funded Service Dontations
277	11231	Mr. Arthur Armstrong	7821 Overridge Dr.	\$ -		1
278	11231	Ms. Delveeta Thompson	7904 Ivory Ln.	\$ -		1
279	11231	Ms. Edna Simpson	7904 Silverdale Dr.	\$ 1,143.93	1	
280	11231	Mr. Thomas Ashburn	7919 Dasch St.	\$1,819.63	1	
281	11231	Ms. Nell Stanback	803 Blue Grass Dr.	\$ -		1
282	11231	Ms. Sylvia Shackelford	809 Woodacre Dr.	\$ 919.96	1	
283	11231	Ms. Lupe Mosqueda	815 Melba St.	\$ -		1
284	11231	Ms. Sandra Morris	819 N. Hartsdale Ave.	\$1,228.46	1	
285	11231	Ms. Deneice Howeth	8414 Jennie Lee Ln.	\$ -		1
286	11231	Mr. Abner Johnson	847 Jadewood Dr.	\$ -		1
287	11231	Ms. Bobbie Porters	8533 Blossom Ln.	\$ -		1
288	11231	Ms. Alice Box	933 Kirnwood Dr.	\$ -		1
289	11231	Ms. Annette Jones	935 Ivywood Dr.	\$ 1,099.98	1	
290	11231	Ms. Phyllis Thomas	938 Kirnwood Dr.	\$ -		1
291	11231	Ms. Margaret Braden	9543 Musgrave Dr.	\$1,359.87	1	
292	11231	Ms. Barbara Hutchinson	9716 Kerrville St.	\$ -		1
293	11231	Ms. Lula Williams	9847 Sophora Circle	\$ -		1
		TOTAL		\$281,564.56	171	122
		GRAND TOTAL				293

**FY 2011-12 CHDO ASSISTED HOME BUYERS
CONTRACTS AWARDED AS OF SEPTEMBER 30,2012**

IDIS #	Address	Program/Project	Funding Source	Amount Expended in Prior Years*	# Units Completed
8495	3242 BUCKSKIN	CEDAR CREEK RANCH	CDBG/BOND	\$10,000.00	1
8495	6611 SHADOW CREEK	CEDAR CREEK RANCH	CDBG/BOND	\$10,000.00	1
8495	6671 COOL MORN	CEDAR CREEK RANCH	CDBG/BOND	\$10,000.00	1
8495	3452 BRAHMA	CEDAR CREEK RANCH	CDBG/BOND	\$10,000.00	1
8495	3234 BUCKSKIN	CEDAR CREEK RANCH	CDBG/BOND	\$10,000.00	1
8495	2727 CHOICE	CEDAR CREEK RANCH	CDBG/BOND	\$10,000.00	1
8495	3438 CHAROLAIS	CEDAR CREEK RANCH	CDBG/BOND	\$10,000.00	1
8495	3227 BUCKSKIN	CEDAR CREEK RANCH	CDBG/BOND	\$10,000.00	1
8495	3206 BUCKSKIN	CEDAR CREEK RANCH	CDBG/BOND	\$10,000.00	1
8495	3231 BUCKSKIN	CEDAR CREEK RANCH	CDBG/BOND	\$10,000.00	1
8495	3224 SPIKERUSH	CEDAR CREEK RANCH	CDBG/BOND	\$10,000.00	1
8495	6658 COOL MORN	CEDAR CREEK RANCH	CDBG/BOND	\$10,000.00	1
8495	3348 MOJAVE	CEDAR CREEK RANCH	CDBG/BOND	\$10,000.00	1
8495	3360 MOJAVE	CEDAR CREEK RANCH	CDBG/BOND	\$10,000.00	1
8495	3443 SANTA GERTRUDIS	CEDAR CREEK RANCH	CDBG/BOND	\$10,000.00	1
8495	3243 BUCKSKIN	CEDAR CREEK RANCH	CDBG/BOND	\$10,000.00	1
8495	3423 BRAHMA	CEDAR CREEK RANCH	CDBG/BOND	\$10,000.00	1
8495	3210 BUCKSKIN	CEDAR CREEK RANCH	CDBG/BOND	\$10,000.00	1
8495	3446 SANTA GERTRUDIS	CEDAR CREEK RANCH	CDBG/BOND	\$10,000.00	1
8495	6626 COOL MORN	CEDAR CREEK RANCH	CDBG/BOND	\$10,000.00	1
8495	6736 SHADOW CREEK	CEDAR CREEK RANCH	CDBG/BOND	\$10,000.00	1
8495	6644 LEANING OAKS	CEDAR CREEK RANCH	CDBG/BOND	\$10,000.00	1
8495	3314 TIOGA	CEDAR CREEK RANCH	CDBG/BOND	\$10,000.00	1
8495	3212 SPIKERUSH	CEDAR CREEK RANCH	CDBG/BOND	\$10,000.00	1
8495	3239 BUCKSKIN	CEDAR CREEK RANCH	CDBG/BOND	\$10,000.00	1
8495	3235 BUCKSKIN	CEDAR CREEK RANCH	CDBG/BOND	\$10,000.00	1
8495	6622 COOL MORN	CEDAR CREEK RANCH	CDBG/BOND	\$10,000.00	1
8495	3220 SPIKERUSH	CEDAR CREEK RANCH	CDBG/BOND	\$10,000.00	1
8495	6666 COOL MORN	CEDAR CREEK RANCH	CDBG/BOND	\$10,000.00	1
8495	6674 COOL MORN	CEDAR CREEK RANCH	CDBG/BOND	\$10,000.00	1
8495	6670 COOL MORN	CEDAR CREEK RANCH	CDBG/BOND	\$10,000.00	1
8495	3216 SPIKERUSH	CEDAR CREEK RANCH	CDBG/BOND	\$10,000.00	1
8495	3402 MOJAVE	CEDAR CREEK RANCH	CDBG/BOND	\$10,000.00	1
10532	5324 BEXAR	BEXAR ST TOWNHOMES	CDBG	\$55,000.00	1
10532	5326 BEXAR	BEXAR ST TOWNHOMES	CDBG	\$55,000.00	1

**FY 2011-12 CHDO ASSISTED HOME BUYERS
CONTRACTS AWARDED AS OF SEPTEMBER 30,2012**

IDIS #	Address	Program/Project	Funding Source	Amount Expended in Prior Years*	# Units Completed
10532	5328 BEXAR	BEXAR ST TOWNHOMES	CDBG	\$55,000.00	1
10532	5330 BEXAR	BEXAR ST TOWNHOMES	CDBG	\$55,000.00	1
10532	5306 BEXAR	BEXAR ST TOWNHOMES	CDBG	\$55,000.00	1
10532	5308 BEXAR	BEXAR ST TOWNHOMES	CDBG	\$55,000.00	1
10532	13716 CREEK CROSSING	HICKORY CREEK	CDBG	\$15,549.00	1
10532	13730 CREEK CROSSING	HICKORY CREEK	CDBG	\$15,549.00	1
10532	2107 RED CHUTE	HICKORY CREEK	CDBG	\$15,549.00	1
10532	2115 BLUE BAYOU	HICKORY CREEK	CDBG	\$15,549.00	1
10532	2116 RED CHUTE	HICKORY CREEK	CDBG	\$15,549.00	1
10532	2108 BLUE BAYOU	HICKORY CREEK	CDBG	\$15,549.00	1
10532	2116 BLUE BAYOU	HICKORY CREEK	CDBG	\$15,549.00	1
10532	2124 BLUE BAYOU	HICKORY CREEK	CDBG	\$15,549.00	1
10532	2135 BLUE BAYOU	HICKORY CREEK	CDBG	\$15,549.00	1
10532	2111 RED CHUTE	HICKORY CREEK	CDBG	\$15,549.00	1
10532	13814 CREEK CROSSING	HICKORY CREEK	CDBG	\$15,549.00	1
10532	13818 CREEK CROSSING	HICKORY CREEK	CDBG	\$15,549.00	1
10532	2112 RED CHUTE	HICKORY CREEK	CDBG	\$15,549.00	1
10532	2103 RED CHUTE	HICKORY CREEK	CDBG	\$15,549.00	1
10532	13826 CREEK CROSSING	HICKORY CREEK	CDBG	\$15,549.00	1
10532	2104 RED CHUTE	HICKORY CREEK	CDBG	\$15,549.00	1
10532	13721 CREEK CROSSING	HICKORY CREEK	CDBG	\$15,549.00	1
10532	13810 CREEK CROSSING	HICKORY CREEK	CDBG	\$15,549.00	1
10532	13717 CREEK CROSSING	HICKORY CREEK	CDBG	\$15,549.00	1
10532	13710 CREEK CROSSING	HICKORY CREEK	CDBG	\$15,549.00	1
10532	2107 BLUE BAYOU	HICKORY CREEK	CDBG	\$15,549.00	1
10532	2127 RED CHUTE	HICKORY CREEK	CDBG	\$15,549.00	1
10532	2104 BLUE BAYOU	HICKORY CREEK	CDBG	\$15,549.00	1
10532	2128 BLUE BAYOU	HICKORY CREEK	CDBG	\$15,549.00	1
10532	2120 RED CHUTE	HICKORY CREEK	CDBG	\$15,549.00	1
10532	2111 BLUE BAYOU	HICKORY CREEK	CDBG	\$15,549.00	1
10532	13822 CREEK CROSSING	HICKORY CREEK	CDBG	\$15,549.00	1
10532	13722 CREEK CROSSING	HICKORY CREEK	CDBG	\$15,549.00	1
10532	2119 RED CHUTE	HICKORY CREEK	CDBG	\$15,549.00	1
10532	2126 RED CHUTE	HICKORY CREEK	CDBG	\$15,549.00	1
10532	13726 CREEK CROSSING	HICKORY CREEK	CDBG	\$15,549.00	1
10532	2132 BLUE BAYOU	HICKORY CREEK	CDBG	\$15,549.00	1
10532	2112 BLUE BAYOU	HICKORY CREEK	CDBG	\$15,549.00	1

FY 2011-12 CHDO ASSISTED HOME BUYERS
CONTRACTS AWARDED AS OF SEPTEMBER 30,2012

IDIS #	Address	Program/Project	Funding Source	Amount Expended in Prior Years*	# Units Completed
10532	2127 BLUE BAYOU	HICKORY CREEK	CDBG	\$15,549.00	1
10532	3228 SPIKERUSH	HICKORY CREEK	CDBG	\$15,549.00	1
10532	2120 BLUE BAYOU	HICKORY CREEK	CDBG	\$15,549.00	1
10532	2205 UPCREEK	HICKORY CREEK	CDBG	\$15,549.00	1
10532	13734 CREEK CROSSING	HICKORY CREEK	CDBG	\$15,549.00	1
10532	2103 BLU BAYOU	HICKORY CREEK	CDBG	\$15,549.00	1
10532	2201 UPCREEK	HICKORY CREEK	CDBG	\$15,549.00	1
10532	13802 CREEK CROSSING	HICKORY CREEK	CDBG	\$15,549.00	1
10532	2124 RED CHUTE	HICKORY CREEK	CDBG	\$15,549.00	1
10532	2113 BLUE BAYOU	HICKORY CREEK	CDBG	\$15,549.00	1
10532	2131 BLUE BAYOU	HICKORY CREEK	CDBG	\$15,549.00	1
10532	2131 RED CHUTE	HICKORY CREEK	CDBG	\$15,549.00	1
10532	2136 BLUE BAYOU	HICKORY CREEK	CDBG	\$15,549.00	1
10532	2123 BLUE BAYOU	HICKORY CREEK	CDBG	\$15,549.00	1
10532	13806 CREEK CROSSING	HICKORY CREEK	CDBG	\$15,549.00	1
10532	13714 CREEK CROSSING	HICKORY CREEK	CDBG	\$15,549.00	1
10532	2123 RED CHUTE	HICKORY CREEK	CDBG	\$15,549.00	1
9877	112 CLIFF HEIGHTS	THORNTON HEIGHTS	CDBG	\$8,925.00	1
9877	116 CLIFF HEIGHTS	THORNTON HEIGHTS	CDBG	\$8,925.00	1
9877	120 CLIFF HEIGHTS	THORNTON HEIGHTS	CDBG	\$8,925.00	1
9877	245 CLIFF HEIGHTS	THORNTON HEIGHTS	CDBG	\$8,925.00	1
9877	258 CLIFF HEIGHTS	THORNTON HEIGHTS	CDBG	\$8,925.00	1
				\$1,482,075.00	94
10799	3654 DARBY	PRAIRIE CREEK	HOME	\$19,125.00	1
10799	6610 CEDAR POST	PRAIRIE CREEK	HOME	\$19,125.00	1
10799	3826 TUMBLE RIDGE	PRAIRIE CREEK	HOME	\$19,125.00	1
10799	8614 CEDAR POST	PRAIRIE CREEK	HOME	\$19,125.00	1
10799	3824 TUMBLE RIDGE	PRAIRIE CREEK	HOME	\$19,125.00	1
10799	8619 CEDAR POST	PRAIRIE CREEK	HOME	\$19,125.00	1
9916/11384	4822 SPRING	FRAZIER	HOME	\$146,908.63	1
9916/11384	4850 SPRING	FRAZIER	HOME	\$146,908.63	1
9916/11384	4838 SPRING	FRAZIER	HOME	\$146,908.63	1
9916/11384	4846 SPRING	FRAZIER	HOME	\$146,908.63	1
9916/11384	4818 SPRING	FRAZIER	HOME	\$146,908.63	1

**FY 2011-12 CHDO ASSISTED HOME BUYERS
CONTRACTS AWARDED AS OF SEPTEMBER 30,2012**

IDIS #	Address	Program/Project	Funding Source	Amount Expended in Prior Years*	# Units Completed
9916/11384	4842 SPRING	FRAZIER	HOME	\$146,908.63	1
9916/11384	4814 SPRING	FRAZIER	HOME	\$146,908.63	1
9916/11384	4810 SPRING	FRAZIER	HOME	\$146,908.63	1
10271	4112 TRAM	TOPLETZ	HOME	\$24,863.00	1
10271	4045 ESMALDA	TOPLETZ	HOME	\$24,863.00	1
10271	4028 ESMALDA	TOPLETZ	HOME	\$24,863.00	1
11021	1823 GALLAGHER	WEST DALLAS SCATTERED SITES	HOME	\$20,842.00	1
11021	3714 VILBIG	WEST DALLAS SCATTERED SITES	HOME	\$20,842.00	1
11021	1323 LIFE	WEST DALLAS SCATTERED SITES	HOME	\$20,842.00	1
11021	2027 ANGELINA	WEST DALLAS SCATTERED SITES	HOME	\$20,842.00	1
11021	1835 GALLAGHER	WEST DALLAS SCATTERED SITES	HOME	\$20,842.00	1
11457	2831 SOUTH	SOUTHFAIR	HOME	\$128,168.95	1
11457	2835 SOUTH	SOUTHFAIR	HOME	\$128,168.95	1
11457	2823 THOMAS TOLBERT	SOUTHFAIR	HOME	\$128,168.95	1
11457	2830 THOMAS TOLBERT	SOUTHFAIR	HOME	\$128,168.95	1
11457	2831 THOMAS TOLBERT	SOUTHFAIR	HOME	\$128,168.95	1
11457	2832 THOMAS TOLBERT	SOUTHFAIR	HOME	\$128,168.95	1
10589	112 CLIFF HEIGHTS	THORNTON HEIGHTS	HOME	\$39,111.00	1
10589	116 CLIFF HEIGHTS	THORNTON HEIGHTS	HOME	\$39,111.00	1
10589	120 CLIFF HEIGHTS	THORNTON HEIGHTS	HOME	\$39,111.00	1
10589	245 CLIFF HEIGHTS	THORNTON HEIGHTS	HOME	\$39,111.00	1
10589	258 CLIFF HEIGHTS	THORNTON HEIGHTS	HOME	\$39,111.00	1
11455	8538 BEARDEN	PLEASANT OAKS	HOME	\$138,523.00	1
				\$2,571,909.74	34
			Total	\$4,053,984.74	128

IDIS Act #	Borrower Last Name	Borrower First Name	Property Type	Ethnicity	AMI Income Range	Street No.	Street Name	MAP Amount	MHS Amount	Total Subsidy**	Settlement Date	HOME	CDBG
11435	Rodgers	Roshunda	New	African American	51%-67%	2222	Upcreek	\$25,000.00	\$0.00	\$25,000.00	3/29/2012	\$2,500.00	\$22,500.00
11403	Lara	Edgar	Existing	Hispanic	51%-67%	6645	Autumn Woods Tr	\$10,000.00	\$0.00	\$10,000.00	2/16/2012	\$2,500.00	\$7,500.00
11406	King	DeMarco	New	African American	68%-80%	8238	Clarkview	\$25,000.00	\$0.00	\$25,000.00	2/21/2012	\$2,500.00	\$22,500.00
11407	Duarte	Erica	New	Hispanic	51%-67%	6607	Cattle Drive	\$25,000.00	\$0.00	\$25,000.00	2/23/2012	\$2,500.00	\$22,500.00
11405	Harris	Jennifer	New	African American	31%-50%	13722	Creek Crossing	\$25,000.00	\$0.00	\$25,000.00	2/23/2012	\$2,500.00	\$22,500.00
11404	Craven	Mary Lorene	Existing	African American	68%-80%	3714	Middlefield	\$10,000.00	\$0.00	\$10,000.00	2/24/2012	\$2,500.00	\$7,500.00
11408	Reed	Willie	New	African American	51%-67%	2120	Blue Bayou	\$25,000.00	\$0.00	\$25,000.00	2/28/2012	\$2,500.00	\$22,500.00
11402	Vasquez	Pedro	Existing	Hispanic	31%-50%	1802	Wilbur	\$10,000.00	\$0.00	\$10,000.00	2/29/2012	\$2,500.00	\$7,500.00
11426	Arvizu	Ascension	Existing	Hispanic	31%-50%	10622	Grove Oaks	\$8,500.00	\$1,500.00	\$10,000.00	3/20/2012	\$2,500.00	\$7,500.00
11427	Richardson	Sean	New	African American	68%-80%	6549	Compass Ridge	\$25,000.00	\$0.00	\$25,000.00	3/21/2012	\$2,500.00	\$22,500.00
11445	Dowdy	Brenda	New	African American	31%-50%	2115	Blue Bayou	\$25,000.00	\$0.00	\$25,000.00	3/23/2012	\$2,500.00	\$22,500.00
11444	Henderson	D'Avalon	New	African American	68%-80%	13718	Creek Crossing	\$25,000.00	\$0.00	\$25,000.00	3/28/2012	\$2,500.00	\$22,500.00
11438	Fuentes	Edson	Existing	Hispanic	31%-50%	10731	Alleghany	\$10,000.00	\$0.00	\$10,000.00	3/29/2012	\$2,500.00	\$7,500.00
11437	Arias	Veronica	Existing	Hispanic	68%-80%	3333	Guiding Light	\$9,145.00	\$855.00	\$10,000.00	3/30/2012	\$2,500.00	\$7,500.00
11439	Greer	Kyle	Existing	White	51%-67%	13702	Vida Lane	\$8,500.00	\$1,500.00	\$10,000.00	3/30/2012	\$2,500.00	\$7,500.00
11443	Luna	Osvaldo	New	Hispanic	51%-67%	2234	Upcreek	\$25,000.00	\$0.00	\$25,000.00	3/30/2012	\$2,500.00	\$22,500.00
11446	Rivera	Erica	New	Hispanic	51%-67%	2203	Blue Bayou	\$25,000.00	\$0.00	\$25,000.00	3/30/2012	\$2,500.00	\$22,500.00
11448	Spriggins	Jamal	New	African American	51%-67%	3824	Tumble Ridge	\$25,000.00	\$0.00	\$25,000.00	3/30/2012	\$2,500.00	\$22,500.00
11440	Aldana	Tiburcia	Existing	Hispanic	51%-67%	804	W Red Bird	\$10,000.00	\$0.00	\$10,000.00	4/2/2012	\$2,500.00	\$7,500.00
11441	McCray	Tara	New	African American	51%-67%	2127	Blue Bayou	\$25,000.00	\$0.00	\$25,000.00	4/2/2012	\$2,500.00	\$22,500.00
11451	Buster	Janell	New	African American	51%-67%	6615	Cattle Drive	\$25,000.00	\$0.00	\$25,000.00	4/9/2012	\$2,500.00	\$22,500.00
11453	Solis	Miguel	New	Hispanic	51%-67%	3335	Shining Light Tr	\$25,000.00	\$0.00	\$25,000.00	4/9/2012	\$2,500.00	\$22,500.00
11452	Vasquez	Erik	Existing	Hispanic	31%-50%	2364	Inadale	\$10,000.00	\$0.00	\$10,000.00	4/9/2012	\$2,500.00	\$7,500.00
11450	Cavazos	Samuel	Existing	Hispanic	51%-67%	9423	Sophora	\$8,500.00	\$1,500.00	\$10,000.00	4/10/2012	\$2,500.00	\$7,500.00
11178	Buchanan	Mahagony	New	African American	51%-67%	6654	Cool Morn	\$25,000.00	\$0.00	\$25,000.00	9/19/2011	\$2,000.00	\$23,000.00
11177	Young	Lebridge	New	African American	31%-50%	3446	Charolais	\$25,000.00	\$0.00	\$25,000.00	9/7/2011	\$2,000.00	\$23,000.00
11176	Coley	Brittanae	New	African American	51%-67%	3450	Charolais	\$25,000.00	\$0.00	\$25,000.00	9/9/2011	\$2,000.00	\$23,000.00
11175	Abou-Fadel	Nabil-Samuel	New	White	68%-80%	5328	Bexar	\$25,000.00	\$0.00	\$25,000.00	9/8/2011	\$2,000.00	\$23,000.00
11187	Peacock	Marsha	New	Hispanic	68%-80%	3368	Mojave	\$25,000.00	\$0.00	\$25,000.00	9/8/2011	\$2,000.00	\$23,000.00
11186	Caballero	Jose	New	Hispanic	31%-50%	2342	John McCoy	\$25,000.00	\$0.00	\$25,000.00	8/29/2011	\$2,000.00	\$23,000.00
11185	Jackson	Antoinette	New	African American	31%-50%	3219	Buckskin	\$25,000.00	\$0.00	\$25,000.00	9/2/2011	\$2,000.00	\$23,000.00
11184	Gonzalez	Omar	New	Hispanic	51%-67%	6619	Cattle Drive	\$25,000.00	\$0.00	\$25,000.00	8/23/2011	\$2,000.00	\$23,000.00
11212	Gonzalez	Victor E.	New	Hispanic	31%-50%	3619	Morris	\$25,000.00	\$0.00	\$25,000.00	8/18/2011	\$2,000.00	\$23,000.00
11214	Turner	Roneka	New	African American	31%-50%	6653	Happy Trails	\$25,000.00	\$0.00	\$25,000.00	9/22/2011	\$2,000.00	\$23,000.00
11213	Rodrigues	Israel	New	Hispanic	51%-67%	3422	Mojave	\$25,000.00	\$0.00	\$25,000.00	8/18/2011	\$2,000.00	\$23,000.00
11221	Moore	Lauretta	New	African American	31%-50%	1855	Homeland	\$25,000.00	\$0.00	\$25,000.00	9/26/2011	\$2,000.00	\$23,000.00
11222	Matthews	Tinna	New	African American	31%-50%	3426	Mojave	\$25,000.00	\$0.00	\$25,000.00	9/26/2011	\$2,000.00	\$23,000.00
11266	Walker	Beverly	New	African American	51%-67%	3238	Buckskin	\$25,000.00	\$0.00	\$25,000.00	9/29/2011	\$2,000.00	\$23,000.00
11267	Waters	Nodie	New	African American	31%-50%	3723	Morris	\$25,000.00	\$0.00	\$25,000.00	9/30/2011	\$2,000.00	\$23,000.00
11180	Tamao	Jorge	Existing	Hispanic	51%-67%	9515	Rutherglen	\$12,000.00	\$1,500.00	\$13,500.00	9/13/2011	\$2,000.00	\$11,500.00
11179	Vega	Rocio	Existing	Hispanic	51%-67%	12263	Ortega	\$12,000.00	\$1,500.00	\$13,500.00	9/1/2011	\$2,000.00	\$11,500.00
11183	Carbajal	Antonia	Existing	Hispanic	0-30%	3007	Brandon	\$12,000.00	\$1,500.00	\$13,500.00	9/20/2011	\$2,000.00	\$11,500.00
11192	Jimenez	Mireya	Existing	Hispanic	51%-67%	7411	Ashcrest	\$12,000.00	\$0.00	\$12,000.00	9/9/2011	\$2,000.00	\$10,000.00
11193	Rivera	Christian	Existing	Hispanic	0-30%	3427	Falls	\$12,000.00	\$1,500.00	\$13,500.00	9/14/2011	\$2,000.00	\$11,500.00
11216	Rueda	Rosa	Existing	Hispanic	68%-80%	4614	Larkhill	\$12,000.00	\$1,500.00	\$13,500.00	8/31/2011	\$2,000.00	\$11,500.00
11217	Espinoza	Tomas	Existing	Hispanic	68%-80%	6163	Balcony	\$12,000.00	\$0.00	\$12,000.00	8/12/2011	\$2,000.00	\$10,000.00
11218	Martinez	Nestor	Existing	Hispanic	51%-67%	2535	Highwood	\$4,000.00	\$1,500.00	\$5,500.00	9/30/2011	\$2,000.00	\$3,500.00
11219	Simpson	Surena	Existing	Hispanic	68%-80%	8234	Clarkview	\$6,700.00	\$0.00	\$6,700.00	9/30/2011	\$2,000.00	\$4,700.00
11220	Roquemore	Ericka	Existing	African American	51%-67%	8219	Clarksprings	\$12,000.00	\$858.26	\$12,858.26	9/29/2011	\$2,000.00	\$10,858.26
11215	Werner	Benjamin	Existing	African American	68%-80%	9631	Sophora	\$12,000.00	\$1,500.00	\$13,500.00	9/23/2011	\$2,000.00	\$11,500.00

IDIS Act #	Borrower Last Name	Borrower First Name	Property Type	Ethnicity	AMI Income Range	Street No.	Street Name	MAP Amount	MHS Amount	Total Subsidy**	Settlement Date	HOME	CDBG
11223	Hernandez	Jose	Existing	Hispanic	51%-67%	10360	Wood Heights	\$12,000.00	\$937.12	\$12,937.12	9/15/2011	\$2,000.00	\$10,937.12
11224	Franco	Marina	Existing	Hispanic	51%-67%	11205	Cotillion	\$12,000.00	\$1,500.00	\$13,500.00	9/19/2011	\$2,000.00	\$11,500.00
11264	Rocha	Jorge	Existing	Hispanic	51%-67%	404	Pleasant Meadows	\$12,000.00	\$1,500.00	\$13,500.00	9/30/2011	\$2,000.00	\$11,500.00
11263	Oliva	Jose M.	Existing	Hispanic	31%-50%	11203	Myrtice Drive	\$12,000.00	\$1,500.00	\$13,500.00	10/5 /2011	\$2,000.00	\$11,500.00
11265	Leon	Lucio A.	Existing	Hispanic	31%-50%	1427	Fairview Ave	\$12,000.00	\$0.00	\$12,000.00	10/7/2011	\$2,000.00	\$10,000.00
11262	Rodriguez	Victor E.	Existing	Hispanic	68%-80%	7530	Kenwell	\$12,000.00	\$1,500.00	\$13,500.00	10/11/2011	\$2,000.00	\$11,500.00
11272	Linley	Kamara S.	New	African American	68%-80%	6639	Cattle Drive	\$25,000.00	\$0.00	\$25,000.00	10/12/2011	\$2,000.00	\$23,000.00
11282	Gonzalez Jr.	Rogelio	New	Hispanic	51%-67%	4045	Esmalda Dr	\$25,000.00	\$0.00	\$25,000.00	10/14/2011	\$2,000.00	\$23,000.00
11273	Thomas	Aelicia A.	New	African American	31%-50%	2727	Choice Street	\$25,000.00	\$0.00	\$25,000.00	10/17/2011	\$2,000.00	\$23,000.00
11274	Falkquay	Cecilia T.	New	African American	51%-67%	8289	Clarkview Dr.	\$8,470.00	\$0.00	\$8,470.00	10/17/2011	\$2,000.00	\$6,470.00
11270	Kennedy	Bemene D.	Existing	African American	68%-80%	8605	Blossom Lane	\$12,000.00	\$0.00	\$12,000.00	10/24/2011	\$2,000.00	\$10,000.00
11271	Mendez	Maribel	New	Hispanic	31%-50%	1823	Gallagher St.	\$25,000.00	\$0.00	\$25,000.00	10/24/2011	\$2,000.00	\$23,000.00
11275	Hernandez-Jimenez	Juana M.	New	Hispanic	31%-50%	2817	Lonesome Dove Lane	\$12,000.00	\$0.00	\$12,000.00	10/24/2011	\$2,000.00	\$10,000.00
11276	Howard - Landrum	Lawnita D.	New	African American	51%-67%	8277	Clarkview	\$7,000.00	\$0.00	\$7,000.00	10/25/2011	\$2,000.00	\$5,000.00
11310	Ibarra	Marta A.	Existing	Hispanic	51%-67%	2506	S Llewellyn Ave	\$12,000.00	\$1,500.00	\$13,500.00	10/25/2011	\$2,000.00	\$11,500.00
11277	Butler	LaShonda D.	New	African American	31%-50%	3331	Light Pointe Drive	\$12,000.00	\$0.00	\$12,000.00	10/26/2011	\$2,000.00	\$10,000.00
11269	Wells	Annette H.	Existing	African American	51%-67%	4843	Silver Ave	\$12,000.00	\$1,500.00	\$13,500.00	10/27/2011	\$2,000.00	\$11,500.00
11309	Morre	Cherry	New	African American	51%-67%	6671	Cool Morn	\$25,000.00	\$0.00	\$25,000.00	10/26/2011	\$2,000.00	\$23,000.00
11282	Carmona	Maria L.	Existing	Hispanic	31%-50%	5248	Jordan Ridge Dr	\$9,820.27	\$179.73	\$10,000.00	10/31/2011	\$2,000.00	\$8,000.00
11311	Hodge	Teffanie M	Existing	African American	68%-80%	2841	W 12th Street	\$11,715.00	\$1,500.00	\$13,215.00	10/31/2011	\$2,000.00	\$11,215.00
11318			Existing	African American	68%-80%	3412	Portico	\$12,000.00	\$1,500.00	\$13,500.00	9/16/2011	\$2,000.00	\$11,500.00
11365	Ortiz	Guadalupe	Existing	Hispanic	51%-67%	1908	Crest Ridge Dr	\$10,000.00	\$0.00	\$10,000.00	12/6/2011	\$5,000.00	\$5,000.00
11370	Hampton	Carol	New	African American	68%-80%	6651	Cattle Drive	\$25,000.00	\$0.00	\$25,000.00	12/8/2011	\$12,500.00	\$12,500.00
11369	Martin	Shannon	New	African American	51%-67%	3430	Mojave	\$25,000.00	\$0.00	\$25,000.00	12/8/2011	\$12,500.00	\$12,500.00
11371	Branche	Gary	New	African American	51%-67%	5324	Bexar St	\$25,000.00	\$0.00	\$25,000.00	12/9/2011	\$12,500.00	\$12,500.00
11364	Rojas	Juan	Existing	Hispanic	31%-50%	2024	Garden Crest Ln	\$10,000.00	\$0.00	\$10,000.00	12/9/2011	\$5,000.00	\$5,000.00
11318	Shaffner	Michael	Existing	White	68%-80%	4162	Weisenburger	\$9,430.00	\$570.00	\$10,000.00	12/13/2011	\$2,000.00	\$8,000.00
11366	Yepiz	Cynthia	New	Hispanic	68%-80%	8202	Clarkview	\$25,000.00	\$0.00	\$25,000.00	12/22/2011	\$12,500.00	\$12,500.00
11372	Zuniga	Adrian	New	Hispanic	68%-80%	3826	Tumble Ridge	\$25,000.00	\$0.00	\$25,000.00	12/22/2011	\$12,500.00	\$12,500.00
11363	Bender	Rose	Existing	White	51%-67%	1430	Savoy	\$8,500.00	\$1,500.00	\$10,000.00	12/23/2011	\$5,000.00	\$5,000.00
11368	Aguillon	Guadalupe	New	Hispanic	68%-80%	1961	Gallagher St.	\$25,000.00	\$0.00	\$25,000.00	12/27/2011	\$12,500.00	\$12,500.00
11360	Torres	Ines	Existing	Hispanic	68%-80%	2114	Wilbur	\$8,500.00	\$1,500.00	\$10,000.00	12/27/2011	\$5,000.00	\$5,000.00
11362	Rodriguez	Enrique	Existing	Hispanic	68%-80%	7143	Vinland St	\$8,785.00	\$1,215.00	\$10,000.00	12/28/2011	\$5,000.00	\$5,000.00
11367	Valdez	Nicholas	New	Hispanic	51%-67%	8627	Cedar Post Ct	\$25,000.00	\$0.00	\$25,000.00	12/29/2011	\$12,500.00	\$12,500.00
11361	Cruz	Fernando	Existing	Hispanic	51%-67%	11509	Broadmoor	\$8,500.00	\$1,500.00	\$10,000.00	12/30/2011	\$5,000.00	\$5,000.00
11381	Toliver	Willie	New	Hispanic	51%-67%	2822	Dusk Ln	\$25,000.00	\$0.00	\$25,000.00	1/9/2012	\$2,500.00	\$22,500.00
11382	Becera	Jonathan	New	Hispanic	31%-50%	4112	Tram Dr	\$25,000.00	0	\$25,000.00	1/11/2012	\$2,500.00	\$22,500.00
11376	Alfaro	Edgar	Existing	Hispanic	31%-50%	2519	Poinsettia Dr	\$9,030.00	\$970.00	\$10,000.00	1/12/2012	\$2,500.00	\$7,500.00
11373	Richards	Jessica	New	African American	51%-67%	8214	Clarkview	\$25,000.00	\$0.00	\$25,000.00	1/17/2012	\$2,500.00	\$22,500.00
11374	Gamino	Issamar	Existing	Hispanic	68%-80%	2003	Dancliff Dr	\$8,868.35	\$1,131.65	\$10,000.00	1/19/2012	\$2,500.00	\$7,500.00
11380	DeLeon	Tomas	New	Hispanic	68%-80%	3328	Light Pointe Drive	\$25,000.00	\$0.00	\$25,000.00	1/20/2012	\$2,500.00	\$22,500.00
11379	Guerrero	Gandara	Existing	Hispanic	31%-50%	10019	Brockbank Dr	\$8,583.92	\$1,416.08	\$10,000.00	1/20/2012	\$2,500.00	\$7,500.00
11377	Lively	Brigitte	Existing	African American	51%-67%	2336	John McCoy Dr	\$8,665.25	\$1,334.75	\$10,000.00	1/27/2012	\$2,500.00	\$7,500.00
11378	Hernandez	Mary	Existing	Hispanic	51%-67%	908	S Brighton Ave	\$8,500.00	\$1,500.00	\$10,000.00	1/30/2012	\$2,500.00	\$7,500.00
11393	Armijo	Ruben	Existing	Hispanic	68%-80%	2438	Gibbs Williams	\$8,500.00	\$1,500.00	\$10,000.00	1/31/2012	\$2,500.00	\$7,500.00
11390	Avina	Eilin	Existing	Hispanic	51%-67%	3026	Poinsettia Dr	\$8,500.00	\$1,500.00	\$10,000.00	1/31/2012	\$2,500.00	\$7,500.00
11391	Coleman	Sandra	Existing	African American	51%-67%	6503	Lighthouse Way	\$10,000.00	\$0.00	\$10,000.00	1/31/2012	\$2,500.00	\$7,500.00
11392	Garcia	Raquel	Existing	Hispanic	31%-50%	1413	Wright	\$8,500.00	\$1,500.00	\$10,000.00	1/31/2012	\$2,500.00	\$7,500.00
11383	Montoya-Arellano	Teresita	Existing	Hispanic	51%-67%	4431	Lashley	\$9,350.00	\$650.00	\$10,000.00	1/31/2012	\$2,500.00	\$7,500.00
11396	Henry	Dorislon	Existing	African American	68%-80%	7615	Blossom Lane	\$8,500.00	\$1,500.00	\$10,000.00	2/8/2012	\$2,500.00	\$7,500.00
11386	Diaz-Padilla	Eliseo	New	Hispanic	31%-50%	2835	Colt Ln	\$25,000.00	\$0.00	\$25,000.00	2/10/2012	\$2,500.00	\$22,500.00

IDIS Act #	Borrower Last Name	Borrower First Name	Property Type	Ethnicity	AMI Income Range	Street No.	Street Name	MAP Amount	MHS Amount	Total Subsidy**	Settlement Date	HOME	CDBG
11394	McNeely	Roderick	Existing	African American	31%-50%	4210	Kushla Ave	\$8,500.00	\$1,500.00	\$10,000.00	2/10/2012	\$2,500.00	\$7,500.00
11389	Tejeda	Jacob	Existing	Hispanic	51%-67%	1408	Melbourne	\$10,000.00	\$0.00	\$10,000.00	2/10/2012	\$2,500.00	\$7,500.00
11387	Sewell	Brandi	New	African American	51%-67%	3650	Darby	\$25,000.00	\$0.00	\$25,000.00	2/14/2012	\$2,500.00	\$22,500.00
11397	Jaramillo	Elida	Existing	Hispanic	68%-80%	1103	W Illinois	\$10,000.00	\$0.00	\$10,000.00	2/15/2012	\$2,500.00	\$7,500.00
11395	Rodriguez	Maria Deysi	Existing	Hispanic	51%-67%	3322	Shining Light Tr	\$10,000.00	\$0.00	\$10,000.00	2/17/2012	\$2,500.00	\$7,500.00
11417	Razo	Maria Isabel	Existing	Hispanic	68%-80%	912	W Saner	\$8,500.00	\$1,500.00	\$10,000.00	2/28/2012	\$2,500.00	\$7,500.00
11411	Austin	Shantaca	Existing	African American	51%-67%	557	Kirwood	\$10,000.00	\$0.00	\$10,000.00	2/29/2012	\$2,500.00	\$7,500.00
11412	Hill	Rose	New	African American	51%-67%	3422	Charolais	\$25,000.00	\$0.00	\$25,000.00	3/2/2012	\$2,500.00	\$22,500.00
11420	Nelson	Tamera	New	African American	31%-50%	2127	Red Chute	\$25,000.00	\$0.00	\$25,000.00	3/6/2012	\$2,500.00	\$22,500.00
11416	Hernandez	Joycelyn	Existing	Hispanic	51%-67%	616	S Barnett	\$10,000.00	\$0.00	\$10,000.00	3/8/2012	\$2,500.00	\$7,500.00
11425	Meza	Enrique	Existing	Hispanic	51%-67%	11412	Gatewood	\$8,500.00	\$1,500.00	\$10,000.00	3/8/2012	\$2,500.00	\$7,500.00
11419	Richey	Rebecca	New	White	31%-50%	2116	Blue Bayou	\$25,000.00	\$0.00	\$25,000.00	3/8/2012	\$2,500.00	\$22,500.00
11421	Diaz Jurado	Nelson	New	Hispanic	51%-67%	2123	Red Chute	\$25,000.00	\$0.00	\$25,000.00	3/12/2012	\$2,500.00	\$22,500.00
11422	Pierce	Vera	New	African American	51%-67%	13714	Creek Crossing	\$25,000.00	\$0.00	\$25,000.00	3/12/2012	\$2,500.00	\$22,500.00
11423	Morales	Adolfo	New	Hispanic	51%-67%	9711	Whistler	\$25,000.00	\$0.00	\$25,000.00	3/13/2012	\$2,500.00	\$22,500.00
11429	Leal	Gustavo	New	Hispanic	31%-50%	2154	W Amherst	\$25,000.00	\$0.00	\$25,000.00	3/14/2012	\$2,500.00	\$22,500.00
11424	Mitema	Sonja	Existing	White	51%-67%	7355	Cave	\$9,488.59	\$511.41	\$10,000.00	3/14/2012	\$2,500.00	\$7,500.00
11432	Smith	Chantill	New	African American	68%-80%	3406	Charolais	\$25,000.00	\$0.00	\$25,000.00	3/23/2012	\$2,500.00	\$22,500.00
11428	Estrada	Jose Luis	Existing	Hispanic	68%-80%	562	Neomi Ave	\$10,000.00	\$0.00	\$10,000.00	3/28/2012	\$2,500.00	\$7,500.00
11433	Ksor	Hai	New	White	51%-67%	3216	Spikerush	\$25,000.00	\$0.00	\$25,000.00	3/28/2012	\$2,500.00	\$22,500.00
11434	Bell	Dyneisha	New	African American	68%-80%	3415	Santa Gertrudis	\$25,000.00	\$0.00	\$25,000.00	3/29/2012	\$2,500.00	\$22,500.00
11442	Wilson	Kamilia	New	African American	51%-67%	2103	Red Chute	\$25,000.00	\$0.00	\$25,000.00	3/29/2012	\$2,500.00	\$22,500.00
11477	Callejas	Luis Alonzo	New	Hispanic	51%-67%	2833	Dusk Ln	\$25,000.00	\$0.00	\$25,000.00	4/17/2012	\$25,000.00	\$0.00
11486	Johnson	Curtis	New	African American	51%-67%	2124	Red Chute	\$25,000.00	\$0.00	\$25,000.00	4/18/2012	\$25,000.00	\$0.00
11487	Wynne	Kevin	New	White	68%-80%	6627	Cattle Drive	\$25,000.00	\$0.00	\$25,000.00	4/23/2012	\$25,000.00	\$0.00
11488	Martinez	Nancy	New	Hispanic	31%-50%	2135	Red Chute	\$25,000.00	\$0.00	\$25,000.00	4/24/2012	\$25,000.00	\$0.00
11489	Saenz	Miguel	New	Hispanic	51%-67%	2207	Blue Bayou	\$25,000.00	\$0.00	\$25,000.00	4/25/2012	\$25,000.00	\$0.00
11478	Flores	Erica	Existing	Hispanic	51%-67%	2450	Southwood	\$10,000.00	\$0.00	\$10,000.00	4/27/2012	\$10,000.00	\$0.00
11480	Pineda	Juana	Existing	Hispanic	68%-80%	3702	Dunhaven	\$10,000.00	\$0.00	\$10,000.00	4/27/2012	\$10,000.00	\$0.00
11479	Ramos	Grethel	Existing	Hispanic	51%-67%	922	South Edgefield	\$8,500.00	\$1,500.00	\$10,000.00	4/27/2012	\$10,000.00	\$0.00
11490	Zambrano	Ezequiel	New	Hispanic	0-30%	4028	Esmalda Dr	\$25,000.00	\$0.00	\$25,000.00	4/27/2012	\$25,000.00	\$0.00
11481	Goodson	William	Existing	White	68%-80%	951	Ferncliff Trail	\$10,000.00	\$0.00	\$10,000.00	4/30/2012	\$10,000.00	\$0.00
11483	Granados	Gladis	Existing	Hispanic	0-30%	3025	Klondike	\$9,359.00	\$641.00	\$10,000.00	4/30/2012	\$10,000.00	\$0.00
11492	Herrera Fuentes	Alcides	New	Hispanic	0-30%	1724	Shaw	\$25,000.00	\$0.00	\$25,000.00	4/30/2012	\$25,000.00	\$0.00
11491	Peredo	Miguel	New	Hispanic	0-30%	1730	Shaw	\$25,000.00	\$0.00	\$25,000.00	4/30/2012	\$25,000.00	\$0.00
11493	Durgin	Jovona	New	African American	51%-67%	2104	Blue Bayou	\$25,000.00	\$0.00	\$25,000.00	5/2/2012	\$25,000.00	\$0.00
11512	Rivera	Juan	New	Hispanic	51%-67%	2103	Coelum	\$25,000.00	\$0.00	\$25,000.00	5/2/2012	\$12,000.00	\$13,000.00
11484	Romero	Salvador	Existing	Hispanic	68%-80%	3223	Emmett	\$10,000.00	\$0.00	\$10,000.00	5/2/2012	\$10,000.00	\$0.00
11482	Salazar	Liliana	Existing	Hispanic	51%-67%	5648	Marblehead	\$10,000.00	\$0.00	\$10,000.00	5/2/2012	\$10,000.00	\$0.00
11494	Williams	Tracie Lee	New	White	51%-67%	3327	Light Pointe Drive	\$25,000.00	\$0.00	\$25,000.00	5/7/2012	\$25,000.00	\$0.00
11507	Rusk	Mak	New	African American	31%-50%	4026	Ivanhoe	\$25,000.00	\$0.00	\$25,000.00	5/8/2012	\$12,000.00	\$13,000.00
11485	Salazar	Crystal	Existing	Hispanic	51%-67%	723	Green Castle	\$8,500.00	\$1,500.00	\$10,000.00	5/9/2012	\$10,000.00	\$0.00
11511	Stubblefield	Dorison	New	African American	51%-67%	2112	Coelum	\$25,000.00	\$0.00	\$25,000.00	5/9/2012	\$12,000.00	\$13,000.00
11501	Lunas-Castellanos	Salvador	Existing	Hispanic	0-30%	2523	Brandon	\$8,500.00	\$1,500.00	\$10,000.00	5/10/2012	\$10,000.00	\$0.00
11503	Lara	Olga	Existing	Hispanic	31%-50%	2351	Kings Rd	\$10,000.00	\$0.00	\$10,000.00	5/11/2012	\$10,000.00	\$0.00
11510	Rodriguez Rivera	Arvin	New	Hispanic	68%-80%	8206	Clarkview Dr.	\$25,000.00	\$0.00	\$25,000.00	5/11/2012	\$12,000.00	\$13,000.00
11502	Velasquez	Elvia	Existing	Hispanic	51%-67%	2402	Fernwick	\$8,500.00	\$1,500.00	\$10,000.00	5/11/2012	\$10,000.00	\$0.00
11508	Alvarez	Noelia	New	Hispanic	51%-67%	4823	Baldwin	\$25,000.00	\$0.00	\$25,000.00	5/14/2012	\$12,000.00	\$13,000.00
11500	Guzman	Roberto	Existing	Hispanic	51%-67%	2221	San Pablo	\$8,500.00	\$1,500.00	\$10,000.00	5/14/2012	\$10,000.00	\$0.00
11509	Noel	Vickie	New	African American	51%-67%	2030	Hollow Creek	\$25,000.00	\$0.00	\$25,000.00	5/14/2012	\$12,000.00	\$13,000.00

IDIS Act #	Borrower Last Name	Borrower First Name	Property Type	Ethnicity	AMI Income Range	Street No.	Street Name	MAP Amount	MHS Amount	Total Subsidy**	Settlement Date	HOME	CDBG
11504	Cardenas	Janeth	Existing	Hispanic	68%-80%	2640	Rolinda Dr	\$8,585.00	\$1,415.00	\$10,000.00	5/17/2012	\$10,000.00	\$0.00
11513	Montiel	Graciela	New	Hispanic	31%-50%	2236	Vine	\$25,000.00	\$0.00	\$25,000.00	5/18/2012	\$12,000.00	\$13,000.00
11521	Trujillo	Edelmira	New	Hispanic	51%-67%	3407	Santa Gertrudis	\$25,000.00	\$0.00	\$25,000.00	5/18/2012	\$12,000.00	\$13,000.00
11518	Anaya	Jose	New	Hispanic	68%-80%	13545	Shortleaf	\$25,000.00	\$0.00	\$25,000.00	5/24/2012	\$12,000.00	\$13,000.00
11517	Hayes	Kindrea	New	African American	51%-67%	2001	Wild Creek Court	\$25,000.00	\$0.00	\$25,000.00	5/24/2012	\$12,000.00	\$13,000.00
11519	Sefer	Tamirat	New	Other	68%-80%	13806	Creek Crossing	\$25,000.00	\$0.00	\$25,000.00	5/25/2012	\$12,000.00	\$13,000.00
11516	Almanza	Javier	New	Hispanic	51%-67%	1911	Dennison	\$25,000.00	\$0.00	\$25,000.00	5/30/2012	\$12,000.00	\$13,000.00
11520	Soto	Janero	New	Hispanic	68%-80%	6647	Cattle Drive	\$25,000.00	\$0.00	\$25,000.00	5/31/2012	\$12,000.00	\$13,000.00
11522	Wallace	Kimberly	New	African American	51%-67%	3654	Darby	\$25,000.00	\$0.00	\$25,000.00	5/31/2012	\$12,000.00	\$13,000.00
11532	Benitez	Benjamin	New	Hispanic	31%-50%	1923	Life Ave	\$25,000.00	\$0.00	\$25,000.00	6/21/2012	\$12,000.00	\$13,000.00
11528	Dixon	Van	New	African American	51%-67%	4735	Baldwin	\$25,000.00	\$0.00	\$25,000.00	6/27/2012	\$12,000.00	\$13,000.00
11505	Gee	Michael	Existing	White	68%-80%	2527	Dunloe Ave	\$8,500.00	\$1,500.00	\$10,000.00	6/1/2012	\$10,000.00	\$0.00
11514	Gomez	Ramon	New	Hispanic	51%-67%	2027	Angelina Dr	\$25,000.00	\$0.00	\$25,000.00	6/1/2012	\$12,000.00	\$13,000.00
11527	Gonzalez	Margarita	New	Hispanic	51%-67%	3336	Light Pointe Drive	\$25,000.00	\$0.00	\$25,000.00	6/27/2012	\$12,000.00	\$13,000.00
11529	Hartfield	Tamika	New	African American	31%-50%	3627	Penelope St	\$25,000.00	\$0.00	\$25,000.00	6/27/2012	\$12,000.00	\$13,000.00
11534	Johnson	Patricia	New	African American	68%-80%	3419	Santa Gertrudis	\$25,000.00	\$0.00	\$25,000.00	6/22/2012	\$12,000.00	\$13,000.00
11524	King	Michail	New	Hispanic	68%-80%	3418	Charolais	\$25,000.00	\$0.00	\$25,000.00	6/5/2012	\$12,000.00	\$13,000.00
11525	Martinez-Jaimez	Custodio	New	Hispanic	68%-80%	3414	Charolais	\$25,000.00	\$0.00	\$25,000.00	6/1/2012	\$12,000.00	\$13,000.00
11526	Mayes	Elenzia	New	African American	31%-50%	6630	Cool Morn Dr	\$25,000.00	\$0.00	\$25,000.00	6/22/2012	\$12,000.00	\$13,000.00
11533	Morris	Jessie	New	African American	51%-67%	5326	Bexar St	\$25,000.00	\$0.00	\$25,000.00	6/22/2012	\$12,000.00	\$13,000.00
11515	Paulton	Lynette	New	African American	51%-67%	2823	Colt Ln	\$25,000.00	\$0.00	\$25,000.00	6/4/2012	\$12,000.00	\$13,000.00
11523	Rideau	Deborah	New	African American	68%-80%	3646	Darby	\$25,000.00	\$0.00	\$25,000.00	6/18/2012	\$12,000.00	\$13,000.00
11530	Young	Christie	New	African American	31%-50%	3718	Penelope St	\$25,000.00	\$0.00	\$25,000.00	6/27/2012	\$12,000.00	\$13,000.00
11539	Alan	Olandra	New	African American	31%-50%	4705	Jamaica St	\$25,000.00	\$0.00	\$25,000.00	7/27/2012	\$12,000.00	\$13,000.00
11546	Bonaparte	Latasha	New	African American	51%-67%	6663	Cool Morn Dr	\$25,000.00	\$0.00	\$25,000.00	7/20/2012	\$12,000.00	\$13,000.00
11544	Caldwell	Jessie May	New	African American	68%-80%	6320	Parkstone Way	\$25,000.00	\$0.00	\$25,000.00	7/20/2012	\$12,000.00	\$13,000.00
11535	Eguizabal	Patricia	New	Hispanic	31%-50%	1816	Nomas	\$25,000.00	\$0.00	\$25,000.00	7/20/2012	\$12,000.00	\$13,000.00
11536	Gibson	Virlasher	New	African American	0-30%	1818	Pueblo St	\$25,000.00	\$0.00	\$25,000.00	7/19/2012	\$12,000.00	\$13,000.00
11547	Green	Stephanie	New	African American	31%-50%	3807	Jamaica St	\$25,000.00	\$0.00	\$25,000.00	7/23/2012	\$12,000.00	\$13,000.00
11540	Guel	Emilia	New	Hispanic	31%-50%	3715	Metropolitan Ave	\$25,000.00	\$0.00	\$25,000.00	7/23/2012	\$12,000.00	\$13,000.00
11539	Hogg	Michael	New	African American	51%-67%	4507	Jamaica St	\$25,000.00	\$0.00	\$25,000.00	7/25/2012	\$12,000.00	\$13,000.00
11531	Ledezma	Nanete	New	Hispanic	51%-67%	2202	Red Chute	\$25,000.00	\$0.00	\$25,000.00	7/5/2012	\$12,000.00	\$13,000.00
11541	Olivo	Jorge	New	Hispanic	51%-67%	1835	Gallagher St.	\$25,000.00	\$0.00	\$25,000.00	7/27/2012	\$12,000.00	\$13,000.00
11538	Romero	Claudia	Existing	Hispanic	31%-50%	7325	Ashcrest	\$9,243.02	\$756.98	\$10,000.00	7/5/2012	\$10,000.00	\$0.00
11543	Spencer	Malcolm	New	African American	31%-50%	3106	Lenway	\$25,000.00	\$0.00	\$25,000.00	7/24/2012	\$12,000.00	\$13,000.00
11542	Zamarripa	Juan	New	Hispanic	51%-67%	1846	Homeland	\$25,000.00	\$0.00	\$25,000.00	7/20/2012	\$12,000.00	\$13,000.00
11552	Chavez	Jose	New	Hispanic	68%-80%	3614	Vilbig	\$25,000.00	\$0.00	\$25,000.00	8/9/2012	\$12,000.00	\$13,000.00
11551	Curtis	Tina	New	African American	68%-80%	13541	Shortleaf	\$25,000.00	\$0.00	\$25,000.00	8/6/2012	\$12,000.00	\$13,000.00
11557	Glidewell	Daen	New	Hispanic	51%-67%	6611	Cattle Drive	\$25,000.00	\$0.00	\$25,000.00	8/23/2012	\$15,992.00	\$9,008.00
11555	Kofi	Omai	New	African American	51%-67%	8619	Cedar Post Ct	\$25,000.00	\$0.00	\$25,000.00	8/31/2012	\$16,000.00	\$9,000.00
11556	Moffett	Simone	New	African American	31%-50%	4620	Baldwin	\$25,000.00	\$0.00	\$25,000.00	8/1/2012	\$16,000.00	\$9,000.00
Grand Totals								\$3,588,238.40	\$65,941.98	\$3,654,180.38		\$1,308,492.00	\$2,345,688.38
													\$3,654,180.38

**FY 2011-12 Home Reconstruction / SHARE Assisted Properties
City of Dallas Housing/Community Services Department**

IDIS Activity#		Address	Program	Funding Source	Funding Amount	Units Completed
10713	3307	Jerome	RECON	CDBG	\$ 93,400.00	1
10713	4109	Marshall	RECON	CDBG	\$ 92,680.00	1
1138	2414	Garden	RECON	CDBG	\$ 93,400.00	1
10713	1510	Dalview	RECON	CDBG	\$ 93,400.00	1
9883	3114	Modree	RECON	CDBG	\$ 93,400.00	1
9882	4533	Cherborough	RECON	CDBG	\$ 93,400.00	1
10713	2831	Burger Ave	RECON	CDBG	\$ 93,400.00	1
9882/11353	4318	Penelope St.	RECON	SPLIT/CDBG	\$ 51,491.00	0.5
11414/98831/9359/10175	12105	Oberlin	RECON	SPLIT/CDBG	\$ 80,175.00	0.8
	Total				\$ 784,746.00	8.3
11148	1829	Overton, E.	RECON	HOME	\$ 93,400.00	1
11127	1533	Maywood Ave	RECON	HOME	\$ 93,400.00	1
11126	3529	Cauthorn	RECON	HOME	\$ 93,400.00	1
11139	3230	Reynolds	RECON	HOME	\$ 93,400.00	1
11268	2002	Idaho Ave	RECON	HOME	\$ 93,400.00	1
11257	2310	Alaska	RECON	HOME	\$ 93,305.00	1
9882	3403	Garden	RECON	HOME	\$ 93,400.00	1
11258	649	Elwayne	RECON	HOME	\$ 93,400.00	1
11129	5531	Alta Ave	RECON	HOME	\$ 93,400.00	1
11138	2814	Michigan Ave	RECON	HOME	\$ 93,400.00	1
11260	2514	Kilburn Ave	RECON	HOME	\$ 93,400.00	1
11329	4016	Opal Ave	RECON	HOME	\$ 93,400.00	1
11136	4022	Ladale Dr	RECON	HOME	\$ 93,400.00	1
11449	2619	Mike Street	RECON	HOME	\$ 93,400.00	1
11476	2527	Ewing, S.	RECON	HOME	\$ 92,280.00	1
11458	3202	Bill Harrod	RECON	HOME	\$ 93,400.00	1
11472	2703	Modree	RECON	HOME	\$ 103,000.00	1
11473	3160	Nandina Dr.	RECON	HOME	\$ 103,000.00	1
11399	350	Bonnie View	RECON	HOME	\$ 93,400.00	1
11409	12130	Schroeder	RECON	HOME	\$ 93,400.00	1
11137	2723	Grafton Ave	RECON	HOME	\$ 93,400.00	1
11462	1502	Oakley	RECON	HOME	\$ 92,905.00	1
11460	2651	Moffatt	RECON	HOME	\$ 93,400.00	1
11474	3612	Fitzhugh, S.	RECON	HOME	\$ 103,000.00	1
11466	6365	Denham	RECON	HOME	\$ 93,400.00	1
11464	1918	10TH W.	RECON	HOME	\$ 93,400.00	1
11465	541	Hatton	RECON	HOME	\$ 93,400.00	1
9882/11353	4318	Penelope St.	RECON	SPLIT/HOME	\$ 41,909.00	0.5
11414/98831/9359/10175	12105	Oberlin	RECON	SPLIT/HOME	\$ 13,225.00	0.2
	Total				\$ 2,604,024.00	27.7
		Grand Total:			\$ 3,388,770.00	36

8. ONE-FOR-ONE REPLACEMENT

This page intentionally left blank.

**ONE-FOR-ONE REPLACEMENT
FY 2011-12**

The City of Dallas undert[\ one CDBG funded project during the Program Year 2011-12 that involved the demolition of a vacant and severely dilapidated 64 unit low to moderate income apartment complex located at 3015 Grand Avenue. While none of the units were deemed to be habitable by the City of Dallas Code Enforcement and City Prosecutors Office, the Housing/Community Services Department will strive to replace some of these units through on-site redevelopment and others through surrounding area construction.

This page intentionally left blank.

9. DISPLACEMENT SUMMARY

This page intentionally left blank.

**DISPLACEMENT SUMMARY
FY 2011-12**

IDIS ACTIVITY: 10952

DESCRIPTION/ACCOMPLISHMENTS: This program was designed to successfully relocate and provide financial assistance to individuals and businesses displaced as a direct result of any eligible City of Dallas activity, including code enforcement activities not involving property acquisition.

During FY 2011-12, no households received replacement housing and/or moving expense payments using federal funds. \$834.69 was spent this program year for salary and operating costs.

BARRIERS:
None

LEVERAGING EFFORTS:
None

PERFORMANCE INDICATORS	<u>PROPOSED</u>	<u>ACTUAL</u>
FY 2011-12:	0 Households	0 Households
	0 Business	0 Business

OUTCOME MEASURES: None

ADJUSTMENTS/IMPROVEMENTS: No funds were expended this program year for relocation assistance activities. Funds are available in the City's CDBG account for any future relocation assistance needs.

This page intentionally left blank.

10. PUBLIC REVIEW

This page intentionally left blank.

**Public Hearing
HUD Programs FY 2011-12**



City of Dallas

**NOTICE OF PUBLIC HEARING AND REVIEW AND
COMMENT PERIOD FOR DALLAS PROGRAM
PERFORMANCE WITH U.S. DEPARTMENT
OF HOUSING AND URBAN DEVELOPMENT (HUD)
FORMULA GRANT FUNDS
DURING THE FISCAL YEAR ENDED
SEPTEMBER 30, 2012**

On December 13, 2012, 5:00 p.m. at Dallas City Hall, L1FN Conference Room A, a public hearing will be held to receive comments on the performance of the following HUD Programs for the year which ended September 30, 2012 (FY 2011-12); Community Development Block Grant, HOME Investment Partnerships Programs, Emergency Solutions Grant (formerly Emergency Shelter Grant), and Housing Opportunities for Persons with AIDS.

A copy of the performance report for each grant will be available for public review beginning November 27, 2012 at the City of Dallas Office of Financial Services/Community Development Division, Dallas City Hall, 1500 Marilla, Room 4FS. Summary reports will also be available at all Dallas public libraries.

Citizens in the Dallas Metropolitan area may submit written comments regarding the performance reports to the Office of Financial Services/Community Development Division, Dallas City Hall, 1500 Marilla Room 4FS, Dallas, Texas 75201 on or before December 13, 2012. Individuals requiring alternative formats in review of this document may also contact the Community Development Office TDD via Relay TX 1-800-735-2989. For further information contact the Community Development Office at 214-670-4557. Para mas informacion, por favor llame at 214-670-4557.

Ad Number: 932216
Insertion Number: 2294469
Size: 3.25 x 2.6
Color Type: B&W
Client Name: CITY/DALLAS/IRM
Advertiser: BUSINESS/D06/State
Section/Page/Zone: D06/State
Description: Public Hearing HUD Programs FY 2010

This information is proof of publication of the ad in the Dallas Morning News on the date & page indicated. You may not reproduce, create derivative works, distribute, transmit, repurpose or in any way exploit any of the content.

Publication Date: 11/26/2012
 This information is proof of publication of the ad in the Dallas Morning News on the date & page indicated. You may not reproduce, create derivative works, distribute, transmit, repurpose or in any way exploit any of the content.

FOR SALE SEPTEMBER 27, 2012

TAX FORECLOSED/SEIZURE WARRANT PROPERTIES CITY OF DALLAS

The City of Dallas, for itself and as Trustee for other Taxing entities, will accept proposals for the following properties that were struck off to the City of Dallas through Tax Foreclosure or Seizure Warrant pursuant to the Texas Property Tax Code.

IMPROVED PROPERTIES (INCLUDES STRUCTURE)					
STREET ADDRESS	LEGAL DESCRIPTION	MAPSCO	JUDGMENT YEARS	MIN	BID
2624 51ST	Lot 17B, Block 45346	66-A	1999-2010	\$13,500.00	
2715 S JONES	Lot 22B, Block 1796	66-B	2002-2009	\$5,000.00	
1534 ADELADE	Lot 9, Block 34344	65-F	2003-2009	\$3,025.00	
423 WENDELL	Lot 24, Block 25901	55-G	2004-2010	\$4,000.00	
425 BELCOURT/SIDE	Lot 16, Block 17691	66-B	2003-2009	\$3,000.00	
4222 BERTRAND	Lot 6, Block 44473	47-S	2003-2009	\$13,250.00	
8829 BONNIE VIEW	Lot 8, Block 16352	78-W	1993-2004	\$3,000.00	
4618 BRADSHAW	Lot 10, Block 17178	46-Z	2004-2009	\$2,450.00	
2811 BURGER	Lot 13, Block 17988	46-T	2001-2004	\$2,000.00	
3721 CARL	Part of Lot 4, Block E	46-D	2003-2009	\$3,250.00	
2400 CATHEDRAL	Lot 28, Block 43467	55-M	2000-2011	\$30,000.00	
4519 COLONIAL	Lot 8, Block 17984	66-B	2004-2009	\$3,025.00	
3807 COPLAND	Lot 7, Block 1837	46-V	1997-2010	\$1,750.00	
4214 COPLAND	1855, 1838 & 1856	46-V	2005-2009	\$2,500.00	
3641 DIXON	Lot 1, Block 26725	47-W	2007-2009	\$40,000.00	
7039 DICK	Lot 5, Block 3798	69-C	2006-2010	\$7,000.00	
4714 DOLPIN	Lot 4, Block A2638	47-J	1992-2010	\$8,425.00	
3002 DUNBAR	Lot 10, Block 17980	46-W	2004-2010	\$4,500.00	
3628 FISH	152328	56-G	1997-2004	\$2,800.00	
2732 EASTER	Lot 13 & 14, Block J586	56-G	2003-2009	\$3,000.00	
2748 EASTER	Block J586	55-U	2003-2009	\$4,250.00	
2303 ETTER	Lot 1, Block 15933	47-S	2003-2009	\$3,750.00	
2523 ETTER	Lot 1, Block 15882	55-Z	2005-2009	\$3,700.00	
2715 FORKMAN	Lot 10, Block 17564	47-X	1994-2009	\$3,850.00	
2615 FORNEY	Lot 5, Block 15909	47-X	2005-2009	\$4,000.00	
4714 FRANK	361 of Lot 4	47-R	2006-2009	\$1,500.00	
4221 FRANK	Lot 16, Block H1822	46-N	2004-2008	\$2,300.00	
2908 GAY	SE 1/4 of Lot 181	47-N	2009-2010	\$2,000.00	
1486 GEORGIA	Block B1855	46-R	2001-2009	\$2,500.00	
2716 GOODWILL	Block B1855	46-R	2001-2009	\$2,500.00	
3111 GUARANTY	Lot 8, Block 16341	46-R	2001-2009	\$2,500.00	
4064/4086 HAMILTON	Lot 15, Block 12915	46-M	1995-2008	\$4,100.00	
2411 HARDING	Block 17262	56-C	2000-2010	\$1,750.00	
2928 HATCHER	Block B2480	56-C	2004-2010	\$3,000.00	
2706 HECTOR	Lot 6, Block 17239	46-V	1999-2009	\$3,350.00	
2303 HILLGLEN	Lot 10, Block 17371	55-Z	2003-2009	\$3,200.00	
2672 HUDSPETH	Lot 16, Block 21585	55-Z	2003-2009	\$3,650.00	
21910 HULSE	Lot 5-B, Block 3668	59-L	2004-2010	\$9,250.00	
5123 IYIK	SE 1/4 of Lot 15	46-X	2002-2010	\$5,000.00	
2352 KATHLEEN	Block 8565	66-J	2000-2009	\$2,325.00	
2135 KATHLEEN	Lot 18, Block 15824	55-E	1995-2010	\$9,500.00	
2811 KELCEY	Lot 15, Block 25943	66-A	2006-2010	\$3,000.00	
2902 KELCEY	Lot 15, Block 25943	66-A	2006-2010	\$3,000.00	
2510 KIRKLEY	Lot 1, Block 12687	65-V	2003-2008	\$4,500.00	
2730 LAGON	Block 17262	56-C	2000-2010	\$1,750.00	
4519 LEIAND	Block 17161	56-C	1994-2010	\$7,300.00	
2337 LOWERY	Lots 2 & 25	56-G	2004-2010	\$3,500.00	
4612 LUDON	Lot 3, Block 67847	56-Z	1999-2010	\$7,200.00	

VACANT PROPERTIES (LAND ONLY)

STREET ADDRESS	LEGAL DESCRIPTION	MAPSCO	JUDGMENT YEARS	MIN	BID
4910 2ND	Tract 1, 3 & 10	46-Z	1989-1998	\$11,300.00	
1612 & 11TH	Block 4420	46-Z	1989-1998	\$11,300.00	
1700 & 11TH	Lot 1, Block D2910	55-F	1989-2007	\$250.00	
1624 & 11TH	Block 25912	55-G	1989-2007	\$250.00	
2611 51ST	Lot 15C, Block 45346	66-A	1994-2010	\$2,000.00	
4519 ANDRAN	Block 17262	56-C	2000-2010	\$1,750.00	
1722 ALASKA	Lot 13, Block 62828	55-N	1994-2010	\$2,300.00	
2227 ANDERSON	Lot 18, Block 22324	56-R	1997-2010	\$250.00	
2259 ANDERSON	Lot 18, Block 22324	56-R	1997-2010	\$250.00	
2201 ARIZONA	Lot 1, Block 20269	56-R	1997-2010	\$250.00	
3528 ATLANTA	Lot 1, Block 20269	56-R	1997-2010	\$250.00	
3905 ATLANTA	Lot 1, Block 21227	47-N	1991-2007	\$250.00	
4625 BALDWIN	Lot 1, Block 21227	47-N	1991-2007	\$250.00	
5105 BANCKIX	Lot 18, Block 17087	46-R	2004-2009	\$250.00	
5301 BARBER	Part of Lot 12	47-X	1999-2010	\$250.00	
2006 BERNWICK	Block 8121	47-X	1999-2010	\$250.00	
1620 BERNWICK	Lot 18, Block 23459	55-D	2005-2009	\$250.00	
1670 BERNWICK	Lot 18, Block 23459	55-D	2005-2009	\$250.00	
2918 BRIGHAM	E. 1/2 of Lot 6 & W. 1/2 of Lot 8	46-N	2008-2010	\$500.00	
1722 BURGER	Block 17262	56-C	2000-2010	\$1,750.00	
4234 CARDINAL	Lot 1, Block 63083	65-D	2002-2008	\$250.00	
2800 CARTER	Lot 1, Block A2403	47-N	1992	\$350.00	
1209 CORMACHE	Part of Lots 1 and 2	55-L	1993-2009	\$250.00	
1213 CORMACHE	Part of Lots 1 and 2	55-L	1993-2009	\$250.00	
1208 CORMACHE	Part of Lots 3 and 4	55-L	1993-2009	\$250.00	
1216 CORMACHE	Part of Lots 3 and 4	55-L	1993-2009	\$250.00	
1212 CORMACHE	Part of Lots 3 and 4	55-L	1993-2009	\$250.00	
3111 COMPTON	Lot 18, Block 23293	55-F	1994-2009	\$250.00	
1344 COMPTON	Lot 15, Block C2391	55-F	1994-2009	\$250.00	
4525 CROZIER	Part of Lots 11 and 12	55-C	1994-2009	\$250.00	
3811 DIAMOND	Lot 18, Block 17374	46-X	1997-2007	\$250.00	
2907 EAGLE	Lot 18, Block 46086	58-S	1994-2009	\$250.00	
4246 EASTER	Lot 1, Block 47129	46-R	1994-2009	\$250.00	
2724 EASTER	Block 45203	65-D	1990-2008	\$250.00	
6020 ELM	119-5200 Rt. of Tract of Oprek Elm, Block 981	56-W	1995-2010	\$5,000.00	
2815 ELLER	Lot 12, Block 36081	56-W	2001-2009	\$500.00	
1605 ELLIOTT	Lot 18, Block 41746	46-M	2002-2008	\$5,000.00	
2867 FORKMAN	Lot 1, Block 15856	55-Z	2001-2010	\$2,000.00	
2639 FORKMAN	Lot 1, Block 4898	56-W	1998-2010	\$250.00	
3429 FORNEY	5918 Ft. of Tract of Sumner Heights Annex, Block 264	47-J	2006-2010	\$1,000.00	
4422 FRANK	Part of Lot 7	46-R	2000-2009	\$250.00	
2727 FRAZIER	Block 20269	46-R	2000-2009	\$250.00	
4603 FROD	Part of Lot 9	65-G	1981-2001	\$250.00	
1538 GLENN	Block 14657	65-G	1981-2001	\$250.00	
1626 GRINNELL	W. 1/2 of Lot 12 & E. 1/2 of Lot 13	55-F	1994-2009	\$250.00	
4427 HAMILTON	Block 2234	46-R	2000-2009	\$250.00	
3711 HANCOCK	Lot 18, Block 44467	47-W	1999-2009	\$250.00	
3711 HANCOCK	Lot 18, Block 44466	47-W	1999-2009	\$250.00	
3121 HARLANDALE	Lot 18, Block 23296	55-F	2004-2009	\$250.00	
2819 HATCHER	Lot 18, Block 21774	46-Y	2004-2009	\$250.00	
5917 E. HOBSON	W. 1/2 of Lot 12	55-S	1995-2007	\$250.00	
2622 HOOPER	Block 47208	55-S	1995-2007	\$250.00	
2246 HOOPER	Lots 4 & 8	56-G	1994-2005	\$250.00	
7853 HULL	Lot 18, Block 67846	56-V	2001-2010	\$1,000.00	
1818 E. ILLINOIS	Lot 32, Block 18096	55-T	2005-2010	\$2,000.00	
1539 E. ILLINOIS	Lot 32, Block 18096	55-T	2005-2010	\$2,000.00	
3615 INGLETT	Lot 18, Block 47164	42-L	1999-2010	\$2,000.00	
1818 JONELLE	Lot 18, Block 18256	46-R	2003-2010	\$2,000.00	
8408 KINGSFIELD	A.829A238362539	68-D	2003-2010	\$2,000.00	

The land(s) and any improvements described above shall herein be referred to as the "Property". The Quitclaim Deeds to these Properties will contain no warranties of any kind. The Property is subject to the prior owner's right of redemption, if any. The City will not provide a Title Policy. The Property will be sold "as is, where is, with all faults". The City of Dallas has no responsibility for the condition, representation, or performance of the Property. The City will not be responsible for the condition, representation, or performance of the Property. The City will not be responsible for the condition, representation, or performance of the Property. The City will not be responsible for the condition, representation, or performance of the Property.

Public Hearing HUD Programs FY 2010-11

NOTICE OF PUBLIC HEARING AND COMMENT PERIOD FOR DALLAS PROGRAM PERFORMANCE WITH U.S. DEPARTMENT OF HOUSING AND URBAN DEVELOPMENT (HUD) DURING A GRANT FUNDING SEPTEMBER 30, 2012

On December 13, 2012, 5:00 p.m. at Dallas City Hall, L12F Conference Room A, a public hearing will be held to receive comments on the performance of the following HUD Programs for the year which ended September 30, 2012 (FY 2011-12): Community Development Block Grant, HOME Investment Partnerships Programs, Emergency Shelter, Grant, and Housing Opportunities for Persons with AIDS.

A copy of the performance report for each grant will be available for public review beginning February 27, 2012 at the City of Dallas Office of Financial Services Development Division, Dallas City Hall, 1500 Marilla, Room 4F5. Summary reports will also be available at Dallas public libraries.

Citizens in the Dallas Metropolitan area may submit written comments regarding the performance reports to the Office of Financial Services/Community Development Division, Dallas City Hall, 1500 Marilla, Room 4F5, Dallas, Texas 75201 on or before December 13, 2012. Individuals requiring alternative formats in review of this document may also contact the Community Development Office TDD via Relay TX, 1-800-735-2969. For further information contact the Community Development Office at 214-670-4557. Para mas informacion, por favor llame al 214-670-4557.

There's more than one way to be a Dallas Morning News subscriber.

Call 1.800.925.1500 or go to dallasnews.com/subscribe

Classified advertising

ADVERTISE TODAY 214.745.8223

PETS & LIVESTOCK

- Birds
- Cats
- Cattle
- Dogs
- Horses & Mules
- Other Animals
- Pets Found
- Pets Lost
- Services & Supplies

Registered Texas Longhorns
Antelope Prices
Call BILL
 903-459-8725 or 903-355-1082

A-Z Breeds !!! WOW !!!
 www.DallasPetland.com
 www.DallasPetland.com
 www.DallasPetland.com
 • NW Preston & Forest (972) 386-7387

\$200 OFF!
A to Z
 40+ Breeds Available
 -Health 70+ Puppies
 Warranty
 3 Free Vet Visits - Free Training DVD
 Financing Available!
 BEAUTIFUL YORKIES & Parti Yorkies Health Guaranteed & affordable. Call for details. Call NEW! www.RedRiverKennels.com
 972-331-1186
 PLEASE SEE WEBSITE 903-219-1863

Belgium Malinois Xliti Protectors
 (940) 626-1443
collierkennels.com

AKC Chihuahuas
 469-474-8812 or 903-560-1195

AKC DOBERMANS
 Pups Red & Blk.'s Must See 214-394-9220

Boston Terriers, AKC
 Queens, shot/wormed, black and white, female \$350 each, will meet.
 580-369-8033

Boxer Akc Boxer
 pups, first shots and tails docked, 2 females, 1 ft brn, 1 blk, 1 whk \$350.00. 903-217-7088

AKC Blue French Bulldogs
 www.lucifrenchbulldogs.com
 1100 W. Mockingbird, D. 6-27-12, Bk/Wh, Nw/Wh
 \$4500 DNA 806 717 3606

Dogs

Christmas Pups
 Boxers, English Bullies, Jack Russells, Shih Tzus, weim, health certificate \$93.42-659.99
texaspuppy.com

Labrador Pups
 Quality Guar Lab pups, guaranteed healthy, hunting & companions. Call Chris Kennerly (940) 626-1443
collierkennels.com

Chihuahua's
 Maltese Yorkie, Markie Delly, Shih Tzu, Health Poo, Chihuahua, Poodle, Poms In-Luv, CUPS & French Bulldogs Texas Teacups.com 1-972-552-1868 or 988-8664

CHINESE SHAR PEI
 FOR SALE 8 WEEKS OLD 903-789-7943 CALL MON., FRI. AFTER 3PM

English Bulldog puppy
 ready for Xmas, \$1200 and up. For more info call 972-784-0942, 479-276-1219

English Bulldogs
 AKC Reg, Champion \$700/ea
 AtokBeBulldogs.com 580-889-0402

English Mastiff puppies
 AKC Reg, \$1700 available for pick up Nov 7, bring \$1000 cash. 214-982-1408

German Shearhound
 Pointers, AKC, 9wk's, Shih Tzu, Maltese, Boston Terriers, AKC, 9wk's, shot/wormed, black and white, female \$500 each, will meet. 214-537-5748

GOLDEN RETRIEVER
 AKC, 5F/M, \$750ea, ready now, Health aurr, \$500 2/3 m's of \$1000 214-537-5748

Great Pyrenees
 beautiful home raised, registered CKC, parents on premise, shot/wormed & A & V blood cash only (903) 883-3527

Havamatt's
 Christmas puppies, 2 boys, \$1200 ea. M&F, \$1100 ea. Males. 214-886-8888 Picts & info: dallaspuppylove.com

POODLES
 M&F silver, apricot & black, 1ft, 1ft 6, 1ft 8, 1ft 10 \$1500 817-297-3721

11. ASSESSMENT OF CDBG AND CONSOLIDATED PLAN

This page intentionally left blank.

FY 2011-12 ASSESSMENT

The City of Dallas, as a U.S. Department of Housing and Urban Development (HUD) designated entitlement community, compiles and publishes an annual report detailing the utilization of the City's Consolidated Plan grant funds and associated accomplishments for the fiscal year. This annual report is known as the Consolidated Annual Performance and Evaluation Report (CAPER) and corresponds to the priorities identified in the five-year Consolidated Plan FY 2008-09 through FY 2012-13 and the fourth year Annual Action Plan, FY 2011-12.

Information reported in this CAPER comes from a compilation of subrecipient reports and on-site monitoring visits conducted throughout the program year. Fiscal information including grant funds available, expenditures to date, program income, and revolving loan fund amounts is captured through the HUD reporting system known as the Integrated Data and Information System (IDIS). The accomplishments reported by the City and its subrecipients in IDIS are compared to the priorities identified within the FY 2011-12 Annual Action Plan and reported in this CAPER.

OVERSIGHT AND ADMINISTRATIVE STRUCTURE: The City's Office of Financial Services-Community Development Division (OFS-CDD) is responsible for oversight and administration of HUD funds. The department also serves as the primary liaison between HUD and the City of Dallas. Although multiple City departments are directly involved with the implementation and execution of Consolidated Plan projects, programs and activities, the majority are overseen by the following departments:

Housing/Community Services:

- Administers the City's housing related activities conducted with Home Investment Partnerships Program (HOME) funds such as, but not limited to, homeownership and home repair programs. This department also works with Community Housing Development Organizations (CHDOs) to oversee new affordable housing developments.
- Administers nearly all Community Development Block Grant (CDBG) funded public services activities as well as the Emergency Solutions Grant (ESG), formerly the Emergency Shelter Grant, and the Housing Opportunities for Persons With Aids (HOPWA) programs.

Development Services:

- Oversees the City's displacement and relocation program as well as historic preservation activities.

Office of Financial Services – Grant Compliance Group:

- Monitors Consolidated Plan projects/activities funded with annual entitlement funds undertaken by City departments, contractors, and subrecipients.

CITIZEN PARTICIPATION: The City's OFS-CDD followed the City Council approved Citizen Participation Plan that meets HUD requirements to propose and approve activities to be funded with Consolidated Plan grant funds.

Nine neighborhood public hearings were held to solicit citizen comments on the potential uses of HUD funds allocated for FY 2011-12. These public hearings were held between the dates of January 5 – January 19, 2012 at various locations within the City of Dallas. One meeting was held at the City's Renner Frankford Library in Collin County for the sole purpose of soliciting input from citizens and service providers regarding HOPWA grant funds.

CERTIFICATIONS OF CONSISTENCY: During FY 2011-12, eleven Certifications of Consistency were provided for HUD programs. The City of Dallas reviewed all applications in a fair and impartial manner and did not hinder implementation of the Consolidated Plan by actions or willful inactions. The City continued to pursue all resources in order to meet the goals and objectives stated in the Consolidated Plan.

TIMELINESS PERFORMANCE: All necessary actions requiring City Council authorization were approved relative to the accomplishment of Consolidated Plan initiatives for FY 2011-12. Grant disbursements were made in a timely manner as demonstrated by the City's compliance with the requirement of having a line of credit balance no more than 1.5 times its current year entitlement 60 days prior to the end of the program year.

COMMUNITY DEVELOPMENT ACTIVITIES:

- Adopt-a-Family - Through the ever-popular Angel Tree program, the Salvation Army collects thousands of donated Christmas gifts each year to distribute to children and senior citizens. City of Dallas, District 8 Councilmember, Tennell Atkins coordinated the annual Home for the Holidays Family Gift Pickup Day project at City Hall. The Office of Financial Services staff adopted a family. Through this collaborative community outreach effort, 60 families were adopted and luncheons provided for 602 attendees.
- Mayor's Back-to-School Fair – OFS-CDD staff attended this annual activity to “get the word out” regarding HUD funded projects, programs and activities designed to assist low to moderate income persons/households. Bilingual staff was also available to serve Spanish speaking citizens.
- National Community Development Week – City of Dallas Mayor, Mike Rawlings, recognized the dedication and commitment of the Community Development Block Grant program and the important role it plays in our community. He also acknowledged the dedication and commitment of the Community Development Commission members, neighborhood organizations, nonprofit agencies and city staff by proclaiming April 8-14, 2012 as National Community Development Week.
- Point-in-Time Homeless Count and Census – The annual Point-In-Time Count and Census is a community initiative headed by the Metro Dallas Homeless Alliance

(MDHA) in collaboration with the City of Dallas whose mission is to prevent and end homelessness. OFS–CDD staff participated in the annual count to gather and analyze data on homelessness in Dallas County.

- Red Bag Event – A community event sponsored by a local nonprofit held annually in February to help raise awareness about HIV and AIDS. Attendees took part in fun learning activities and roundtable discussions. Attendees also received red bags filled with donated items including information and referral packets, awareness products, red ribbons and souvenirs. OFS staff assisted chaperones and participated as panelist during discussions.

SUMMARY: Although the City of Dallas felt impacted by the effects of the overall decline in our national economy, the City continued to make progress in serving the needs of low to moderate income individuals and families with HUD funds.

The remainder of this section contains program narrative information for FY 2011-12 from various HUD funded programs.

FY 2011-12 NARRATIVE

PROJECT NAME: CITY CHILD CARE SERVICES

IDIS ACTIVITY: 11197

DESCRIPTION/ACCOMPLISHMENTS: The program provides child care subsidies for low/moderate income working parents and teenage parents who are attending school and do not qualify for any other form of public assistance. Intake/assessments are completed to determine eligibility both on the phone and in-person. Program participants are required to pay a portion toward their subsidy amount based on a sliding scale. Subsidies are paid directly to the child care facilities; clients do not receive subsidy payments directly. Nineteen parent workshops were held to assist program participants. Workshop topics include Money Matters, HIV/AIDS, Parenting, Nutrition, Job Search, Diabetes, and Housing. Referrals are made to Child Care Management Assistance (CCMS) and Head Start of Greater Dallas for those parents who do not qualify for the city's program.

BARRIERS: Due to the lack of financial resources to provide childcare subsidies to low/moderate working parents who are in need of child care assistance, many parents were not able to hold on to their jobs or to start a new job..

LEVERAGING EFFORTS: Expenditures of CDBG funding for childcare expenses were used to leverage additional child care subsidies for the community as a local match to funds drawn down by the Texas Workforce Commission in the amount of \$375,000.

PERFORMANCE INDICATORS FY 2011-12:	Goal	Actual	Variance (+/-)
	95 Children	88 Children	-7%

Variances over/under by more than 15% require an explanation: No explanation required

OUTCOME MEASURES: Number of persons assisted with new access to service/benefit:
88 Children

ADJUSTMENTS/IMPROVEMENTS: None

FY 2011-12 NARRATIVE

PROJECT NAME: OFFENDER RE-ENTRY PROGRAM- HOU

IDIS ACTIVITY: 11205

DESCRIPTION/ACCOMPLISHMENTS: This program provides comprehensive case management services designed to promote the effective reintegration of ex-offenders as they return to communities within the City of Dallas.

Funding provides outreach, referral, case management and housing services to 50 ex-offenders in order that they are knowledgeable about services to assist them in acquiring the life skills needed to succeed in the community, reconnect to families, obtain and maintain employment, locate and access medical and mental health services and become law-abiding, productive and altruistic, thus reducing the rate of recidivism and the city's crime rate, increasing safety in the city of Dallas for all citizens. There are five components identified by this program to assist ex-offenders. These components are employment, housing, education, recovery support, and community services.

Clients must be 18 years of age or older, have committed a felony non-violent offense, on parole, living in the City of Dallas, and meet HUD low to moderate Income guidelines. Clients must also need one or more of the following services: housing, employment, educational opportunities, recovery support, medical services, etc.

BARRIERS: The 15% allowed for public services is not sufficient to address the vast array of needs identified by the community. Demands for public service dollars far exceed the amount of available funds.

LEVERAGING EFFORTS: Released prisoners face a myriad of challenges that contribute to the return to criminal activity, re-arrest, and re-incarceration. Ex-offenders increasingly find that they cannot gain access to suitable, decent, and affordable housing. As a result, they sleep in cars, find emergency housing along with more vulnerable populations, cohabit with other felons in substandard housing, or live a vagrant lifestyle, from friend to friend until their welcome runs out.

PERFORMANCE INDICATORS FY 2011-12:	Goal	Actual	Variance (+/-)
	50 People	81 People	+62

Variances over/under by more than 15% require an explanation: Program implemented a coordinated intake system which allowed the program to serve more people.

OUTCOME MEASURES: Number of persons assisted with new access to service/benefit: 81 People.

ADJUSTMENTS/IMPROVEMENTS: None

FY 2011-12 NARRATIVE

PROJECT NAME: CITY OFFICE OF SENIOR AFFAIRS (COSA)

IDIS ACTIVITY: 11201

DESCRIPTION/ACCOMPLISHMENTS: The purpose of funding for the City's Office of Senior Affairs Program is to enhance the quality of life for older adults (age 60 and above) by linking services through assessing and determining needs, which may be basic such as food and shelter and providing case management to help resolve concerns such as elder abuse, or other forms of victimization. Information is also disseminated to diverse older adult communities about services through resource fairs, presentations, and educational programs.

The program has created a greater awareness of the problems facing older adults in Dallas, Texas. Numerous workshops and seminars have been held to inform and address pertinent problems in the older adult population such as fraudulent scams, alcoholism, mental illness/dual diagnosis, prescription drug misuse, substance abuse counseling, and Medicare & You. Significant citizen participation and interest indicate a continued substantial impact on needs of the targeted population.

BARRIERS: Services for older adults, such as lawn care, minor plumbing repairs, cutting trees and weeds, and removing fallen trees, are still major needs for many seniors.

LEVERAGING EFFORTS: The program continues to seek both funding and collaborative leveraging in an effort to enhance services to older adults. The Office of Senior Affairs has developed strong alliances geared toward strengthening its role of advocacy and outreach efforts with the following:

- 1) **Community Council of Greater Dallas / Dallas Area Agency on Aging** - collaboration to address issues such as transportation for senior and disabled citizens, local community assessments, and related senior matters
- 2) **Older Women's League** – older women and advocacy issues
- 3) **Home Repair Coalition** - works with fifteen other agencies to recruit volunteers to help with home repair promote elder abuse awareness
- 4) **Dallas Area Agency on Aging Advisory Council** – meets bimonthly and provides advice on how the Dallas Area Agency on Aging should be implemented.
- 5) **Access Center for the Elderly** – several staff members attend the ACE monthly meetings to review senior citizen cases.

FY 2011-12 NARRATIVE

- 6) **Richardson Kiwanis Club** – office serves as the focal point for wheel chair ramp applications.
- 7) **Texas Department of Disability and Aging Services -Texercise** – statewide efforts to promote physical activity in Dallas.
- 8) **DART Senior Outreach Event** – annual senior event to provide information about community services and also to provide socialization events.
- 9) The **Case Management and Information and Referral** section of the office made referrals to the Access Center for the Elder, Dallas Water Utilities, City of Dallas People Helping People, City of Dallas Housing, 211, Ladies of Charity, Pilgrim Rest Baptist Church. The office also administered utility assistance and managed over 400 referrals for the Wheelchair ramp program.
- 10) **Dallas Police Department – Crisis Intervention** – Case Coordination and Joint Educational Seminars
- 11) Provide staff to the **Senior Affairs Commission** and its Committees
 - Budget Committee – Developed recommendations for senior issues and presented to all city council members and Mayor.
 - Health Committee – created a coalition of aging organizations to work with Texercise to focus on increasing physical activity to improve health status, and develop community efforts to assist hoarders.
 - Older Adult Employment Council – presented the Dallas Older Adult Job Fair.
 - Senior Affairs Commission met 11 times during the year.
 - Transportation Committee – developed needs issue statement and presented to City Council Members, DART and city officials. Assisted in securing program through education efforts.
 - Victimization Committee – presented a conference to educate older adults on scams and safety issues.

PERFORMANCE INDICATORS FY 2011-12:	Goal	Actual	Variance (+/-)
	4,600 Elderly	5,379 Elderly	+17%

Variances over/under by more than 15% require explanation: More seniors accessed the program during this fiscal year.

OUTCOME MEASURES: Number of elderly assisted with new access to service/benefit:
5,379 Elderly

FY 2011-12 NARRATIVE

ADJUSTMENTS/IMPROVEMENTS:

- The program will continue to recruit new service providers and to increase partner participation, including more health care providers, physicians, corporations, and the faith community.
- The program will continue to link with City of Dallas programs, such as Park and Recreation, Code Enforcement, and Dallas Water Utilities. Staff will seek more alliances with the faith-based community in an effort to maximize existing resources and reduce duplication of effort.

FY 2011-12 NARRATIVE

PROJECT NAME: NEIGHBORHOOD INVESTMENT PROGRAM – CODE COMPLIANCE

IDIS Activity: 11235, 10966

DESCRIPTION/ACCOMPLISHMENTS: During FY 2011-12, the Neighborhood Investment Program (NIP) continued to operate under the collaboration of the Housing and Code Compliance Departments. The “NIP Phase II Plan” was introduced in FY 2005-06 with three designated NIP areas. Two additional NIP areas were introduced in FY 2009-10 bringing the total number of NIP target areas to five. The five NIP areas are subdivided into eighteen (18) CDBG eligible census tracts, in part or as a whole, as noted:

NIP Area	Census Tracts	District
1	101.01 and 101.02	Southwest
2	25.00, 27.00, and 27.02	Southeast
3	39.02 and 115.00	Southeast
4	20.00 and 48.00	Southwest & Southcentral
5	55.00, 57.00, 88.01, 88.02, 87.03, 87.04, 87.05, 113.00 and 114.01	Southcentral

The goal of this program is to provide enhanced or strengthened code enforcement activities toward maintaining clean, safe and healthy neighborhoods within the eighteen CDBG eligible census tracts.

As the result of CDBG funding, there has been enhanced (improved) community outreach, evidenced by an increase of community awareness and empowerment which thereby has encouraged overall voluntary compliance by the residents within the target areas. Several neighborhood/task force sweeps and community clean up events occurred. Neighborhood meetings, crime watch meetings, tours and government action meetings scheduled by Community Prosecutors were attended. The result of enhancement activities in addition to regular activities, shown in the yearly activity and annual objective report reflects the efforts made to achieve our goals.

BARRIERS:

- Deferred or hindered maintenance by residents due to low income, other financial factors, age or mental capacities.
- Neighborhood characteristics which include but are not limited to criminal activity and language diversity and overall neighborhood transitioning
- Restrictive legal and regulatory obstacles.

LEVERAGING EFFORTS: In an attempt to leverage funds, the Neighborhood Investment Program (NIP)-Code Compliance unit utilized various outside groups and community events to enhance education, awareness and cooperative efforts.

PERFORMANCE INDICATORS FY 2011-12:

PROPOSED (LMA)
50,000 People

ACTUAL (LMA)
81,243*

OUTCOME MEASURES: Number of people benefiting from code enforcement activities that result in clean, safe and healthy neighborhoods based on total housing units multiplied by the *average household size.

FY 2011-12 NARRATIVE

ADJUSTMENTS/IMPROVEMENTS:

- Making additional human resources, tools and training available.
- Adjustment of program to effect the timely disposition and removal of public nuisances (substandard structures) that cause blight and encourage criminal elements within the CDBG targeted areas.
- Develop Inspector initiated sub-funding programs available for discretionary use with flexible, easy qualifying terms that can be made available to residents within the target areas for minor exterior repairs to improve the quality of aged housing stock.

FY 2011-12 NARRATIVE

PROJECT NAME: CHILD CARE SERVICES PROGRAM

IDIS ACTIVITY: 11190 / 11191 / 11194 / 11195 / 11196

DESCRIPTION/ACCOMPLISHMENTS: The Program provides after school programs and daycare for special needs children, children who are homeless, and children with disabilities via contracts with Boys & Girls Clubs of Greater Dallas, Neighborhood Service Council, Open Arms, Inc. dba Bryan's House, Park South YMCA and Vogel Alcove.

After school programs at the Boys & Girls Clubs of Greater Dallas, Neighborhood Services Council, and Park South YMCA provide tutoring, mentoring, and homework assistance. Services are provided for both after-school and summer camp. Each participant is provided a nutritious snack in the after-school program. Transportation is provided to and from some of the various locations.

The Program also provides child care for: (i) children with special needs (physical, learning, emotional or developmental) through medically managed child care at Open Arms dba Bryan's House; and (ii) homeless children at Vogel Alcove whose parents are residing in emergency or transitional shelters. Programs include supportive services, such as developmental screening, speech therapy, medical/preventative health services, and comprehensive social services.

BARRIERS: Transportation is an ongoing challenge for child care services.

LEVERAGING EFFORTS: Sub-recipients have not reported leveraging of funds for this period.

PERFORMANCE INDICATORS FY 2011-12:	Goal	Actual	Variance (+/-)
	350 Youth	411 Youth	+17%

Variances over/under by more than 15% require explanation: Increase in number of children accessing after-school programs.

OUTCOME MEASURES: Number of persons assisted with new access to service/benefits: 411 Youth.

ADJUSTMENTS/IMPROVEMENTS: None.

FY 2011-12 NARRATIVE

PROJECT NAME: CLINICAL DENTAL CARE PROGRAM

IDIS ACTIVITY: 11199

DESCRIPTION/ACCOMPLISHMENTS: Program provides dental health services to low-to-moderate income children and youth through age 19 via contract with Community Dental Care at five community clinics:

Bluitt-Flowers Health Center, 303 N. Overton, Dallas, 75216
DeHaro Saldivar Clinic, 1400 N. Westmoreland, Dallas, 75211
East Dallas Clinic, 3320 Live Oak, 4th Floor, Dallas, 75204
Southeast Dental Center, 9202 Elam Road, Dallas, 75217
Vickery Meadows Clinic, 8224 Park Lane, Suite 125, Dallas, 75220

Dental services include exams, cleaning, fluoride treatment, sealants, fillings, extractions, root canals, treatment for infections, and oral health education.

BARRIERS: Limited resources (patients served required very intense treatment).

LEVERAGING EFFORTS: Sub-recipient has not reported leveraging of funds for this period.

PERFORMANCE INDICATORS FY 2011-12:	Goal	Actual	Variance (+/-)
	205 Youth	352 Youth	+72%

Variances over/under by more than 15% require explanation: Increase in number of youth requiring dental care, yet funding not sufficient to cover full treatment plans for patients.

OUTCOME MEASURES: Number of persons assisted with new access to service/benefits:
352 Youth

ADJUSTMENTS/IMPROVEMENTS: None.

FY 2011-12 NARRATIVE

PROJECT NAME: TRAINING AND EMPLOYMENT FOR ADULTS WITH DISABILITIES

IDIS ACTIVITY: 11208

DESCRIPTION/ACCOMPLISHMENTS: The Program provides development of life skills, vocational training and job placement for adults with disabilities via contract with Citizens Development Center.

Funding was used to partially fund a client supervisor in the agency's Work Center program, which provides intensive vocational support and structure to adults with severe disabilities (including retardation and autism) who have been unable to secure or maintain employment or who choose to work in a protected environment. Individuals in the Work Center come to work daily and participate in a supervised group setting where they perform actual packaging and assembly jobs for local businesses and are paid for their work. For some, it is the highest level of employment that they might achieve; for others, it is a transitional program providing short-term vocational training for outside employment. Either way, they achieve their highest level of independence in a protected environment where they are accepted, respected and free from discrimination.

Services in the Work Center program include day vocational/habilitation services in a real-life work setting; case management services; individualized goals; classroom instruction in academics, communication skills, problem solving skills, life skills, socialization skills, and role playing; and family support.

BARRIERS: Lack of funding to serve more adults.

LEVERAGING EFFORTS: Sub-recipient has not reported leveraging of funds for this period.

PERFORMANCE INDICATORS FY 2011-12:	Goal	Actual	Variance (+/-)
	130 People	70 People	-46%

Variances over/under by more than 15% require explanation: Due to budget cuts, the agencies have been unable to serve as many adults as the City set as a goal.

OUTCOME MEASURES:

Number of persons assisted with new access to service/benefits: 70 People

ADJUSTMENTS/IMPROVEMENTS: None.

FY 2011-12 NARRATIVE

PROJECT NAME: SENIOR SERVICES PROGRAM

IDIS ACTIVITY: 11202 / 11203 / 11202

DESCRIPTION/ACCOMPLISHMENTS: The Program provides case management and other services for seniors, as well as investigative support services in both community and institutional settings, via contracts with Calumet Community Center, Urban League of North Texas, and Senior Citizens of Greater Dallas. Case managers (staff) conduct intakes/assessments on clients to determine eligibility and others social service needs for persons 60 years and older. Referrals may be made to area food pantries, area shelters, legal assistance, and assistance with qualifying for other benefits. Education and public awareness sessions are also conducted to provide information regarding services available to seniors. Nutritious meals (breakfast, lunch) are provided, as well as transportation services. A nursing home ombudsman managed by Senior Citizens of Greater Dallas is also funded under the program to receive, investigate, and resolve complaints from nursing home residents and their families.

BARRIERS:

Limited transportation exists for low-income persons trying to access services.

The use of census tracts to determine which nursing homes services are provided under CDBG has impacted the number of nursing homes that can be served by the nursing home program.

LEVERAGING EFFORTS: Sub-recipient has not reported leveraging of funds for this period.

PERFORMANCE INDICATORS FY 2011-12:	Goal	Actual	Variance (+/-)
	1,500 Elderly	1103 Elderly	26%

Variances over/under by more than 15% require explanation: Due to budget cuts, the agencies have been unable to serve as many seniors as the City set as a goal.

OUTCOME MEASURES: Number of persons assisted with new access to service/benefits:
1103 Elderly

ADJUSTMENTS/IMPROVEMENTS: None.

FY 2011-12 NARRATIVE

PROJECT NAME: MINOR PLUMBING REPAIR/REPLACEMENT PROGRAM NARRATIVE

IDIS ACTIVITY: 10959

DESCRIPTION/ACCOMPLISHMENTS: The Minor Plumbing Repair (MPR) Program is funded annually, starting October 1st of each fiscal year. It has received CDBG funding for over twelve years. The MPR Program received \$50,000 for FY 2010-11 and is to receive \$50,000 for the upcoming 2012-13 fiscal year.

The MPR Program addresses the needs of low-to-moderate income citizens of Dallas in terms of water waste due to fresh water leaks and old, inefficient toilets and water fixtures. The MPR Program makes an impact in the lives of the citizens it serves daily in terms of repairing those leaks and replacing their old toilets and fixtures with new, more efficient versions.

During FY 2011-12, the MPR Program was able to assist 91 families using CDBG funds. The MPR Program makes it possible for families to receive much needed plumbing assistance that would otherwise go unmet. The families benefit from an immediate improvement in their quality of life and the long term benefit of a lower water bill each month. In addition, unnecessary water waste is prevented in each serviced home. As water is a precious resource, we strive to use it resourcefully.

BARRIERS: It has long since been a goal of the MPR Program to assist all ethnic and gender groups. However, the program is still predominately serving African American females. For the 2011-12 fiscal year, 76 African Americans received services as well as 14 Caucasians and 1 Yugoslavian. In addition, the gender breakdown for the 2011-12 fiscal year was 76 females to 15 males. It has proven to be a challenge to interest Latinos and Caucasians to apply for and receive services from the MPR Program. We continue to make outreach efforts, in hopes of reaching further into both of these ethnic groups. In terms of gender, the 2011-12 fiscal year represents the most equitable spread among gender that the program has experienced thus far. In that area we continue to make strides. Although due to the nature of the demographics the program serves, females should continue to be the dominate group served.

LEVERAGING EFFORTS: The Water Conservation Division participates in a number of events and activities throughout the year. In this way, we are able to use these outreach opportunities to reach out to the public and educate them about all of the incentive programs we offer that promote water conservation.

The MPR Program receives additional funding from the Dallas Water Utilities (DWU) revenue fund. Together with the CDBG funds we are allotted, we are able to help nearly 600 families annually. 100% of CDBG funds are used for direct service cost, none are used for administration.

FY 2011-12 NARRATIVE

PERFORMANCE INDICATORS FY 2011-12:

1. The MPR Program is able to look at water savings across all of its customers, post repairs. That is the strongest indicator that the MPR Program is on track with its goals and making a positive impact globally.
2. Each MPR customer's water bill can be tracked over time, pre- repairs compared to post-repairs. The change in their water bill as a result is often-times quite significant.
3. The feedback we receive from MPR customers is overwhelmingly positive.

ADJUSTMENTS/IMPROVEMENTS: It is the hope of the MPR Program that available funds stay consistent through this tough economic recession and that the funds generally increase over time as the economy improves. In that way, the MPR Program will be able to assist many more families within the city of Dallas and leave a positive legacy in the name of water conservation.

FY 2011-12 NARRATIVE

PROJECT NAME: OUTREACH AFTER-SCHOOL SUMMER PROGRAM

IDIS ACTIVITY: 10962 / 10963

Date Originally Funded:

- FY 1994-95 (reprogrammed funds) for 9 sites. It has expanded to 27 sites – 22 at schools and 5 at recreation centers.
- The goal of this program is to provide safe after school activities for low-income children ages 6-12.

Accomplishments:

- A total of 3,770 children were served [1898 male and 1872 female]
- 14 youth had disabilities
- 72% of our children (2710) reside in single female head of household families.
- Parents rated the programs highly, as evidenced by 443 parent surveys, 98% were satisfactory and above. School principals' surveyed indicated 92% at the satisfactory and above level
- Programming focused on health and fitness through Jr. Jazzercise, youth sports clinics/programs and weekly sports skill building programs. National youth sports competition events were expanded with **387** youth participating in MLB/Pepsi Pitch, Hit and Run; and **718** in NFL/Pepsi Punt Pass and Kick. Skill sets were learned for baseball and football through weekly practices delineated in the lesson plans. September was soccer month and skills and drills were introduced at all of the sites.
- All of the sites are working on certification with the Dallas After School Network. Two sites have passed at the Tier 1 level. Eight children were recognized at the DASN After-School Achievers Event for their academic, leadership or sportsmanship achievements.
- Summer programs at 14 different citywide sites (7 schools and 7 community centers) served **692** youth. Children enjoyed activities that included field trips, enrichment vendors and life skills opportunities. Field trips included Southern Skating Roller Rink, Bahama Beach Water Park and weekly swim trips, Dallas Theater, Museum of Natural History and Science, bowling, movies and Celebration Station.

Barriers:

- Demand for services continues to exceed the funds available

Leveraging Efforts:

FY 2011-12 NARRATIVE

\$7,000 per school site for additional enrichment vendors.

The Program offerings included:

- Basketball, baseball and soccer, art, drama, dance, Jr. Jazzercise, African Dance, etiquette, and nature and science classes.
- Neighborhood Touring Program provided several art programs to the summer program.
- 53,467 hours of tutoring were provided by certified teachers at the 22 Outreach After School Program elementary school sites. The tutoring is valued at \$1,069,340.
- Community partnerships resulted in a donation of 4,200 books from Half Price Books that valued at \$12,600. Books were distributed to the children in our “Read a Book, Get a Book Program.”
- The Sajai Foundation providing funding to implement “Wise Kids 2” program. Program stresses healthy eating and staying active in after school program.

Comparison of Performance/Accomplishments with Goals/Priorities in Action Plan and Consolidated Plan:

- The revised goal for this year was 3,200 youth – the actual number served was 3,770. We exceeded our projection because of increased demand for services due to the economy.

Did make impact on need(s) identified in Consolidated and Action Plans

- This program served 129% (13,375 children) of the 1st, 2nd, 3rd, and 4th year goals of 10,400 children served.

Indicators that best describe the results of program

- The number of youth served along with the program’s average daily attendance best describes the number of youth choosing to participate in the CDBG program and attend regularly.
- City and school support of the program as evidenced by the City’s increased funding of the program, DISD’s contract with the City to provide enrichment services for CDBG after school programs, and DISD’s administration of the snacks.
- The positive survey feedback from parents and principals.
- The waiting list of schools wanting to participate in the program
- The positive comment forms parents turn in yearly to request continuation of the program
- Parent voiced positive comments and request for continuation of the program at the town hall meetings and at several DISD schools.

Adjustments or improvements that might make program more effective

- An increased budget allowed us to restore the total number of after-school/summer sites from 27 to 29.

FY 2011-12 NARRATIVE

Project Name: Neighborhood Street Improvement Petition Grant

IDIS Activity: 10969 / 10371/ 10113

Public Works Department - Paving assessments were levied and awarded on four projects during FY 2011-12 Consolidated Plan.

The Petition Assessment Program proposed goals for the FY 2011-12 Consolidated Plan was to assist 25 low/moderate income resident property owners with their share of the cost of paving improvements. Thirty-four (34) grant applications were paid during FY 2011-12.

Public Works Department notifies the property owners two times prior to levying assessments and awarding construction contracts on capital paving improvements for alley, sidewalk and street projects. All resident property owners are mailed project notification letters that include Community Development Block Grant (CDBG) eligibility requirements and grant applications. Staff also conducts two neighborhood meetings per project. At these meetings, staff presents the project plans and advises the property owners that CDBG assessment grant funds are available to pay eligible low/moderate income resident property owner's share of the paving improvement cost. The property owners are responsible for submitting the grant application with proof of ownership and income eligibility.

FY 2011-12 NARRATIVE

PROJECT NAME: ARTS EDUCATION PROGRAM

IDIS ACTIVITY: 11198

DESCRIPTION/ACCOMPLISHMENTS: FY 2008-09 was the first year that TeCo Theatrical Productions received CDBG funds to provide an after-school theatre camp. The goal was to divert juvenile offenders from further involvement within the judicial system.

In partnership with the Dallas County Juvenile Department and the North Texas Volunteer Center Truancy Program, TeCo offered an apprenticeship program that not only taught students how to perform on stage but also participants studied the design aspects of theatre such as lighting, sound, and costuming. In 2012, our T-An-T (Teenagers and Theatre) Apprenticeship began in March and culminated in June with the apprenticeship kids attending a Dallas city council meeting to advocate for arts education funding. On April 13 - 15, 2012, apprenticeship students presented William Shakespeare's *Twelfth Night* at the Bishop Arts Theatre Center where the students ran the entire show.

Studying theatre, especially classical text, is an innovative way to teach text interpretation, encourage creative thinking and improve reading skills. The goal was to touch students with the arts in a way that informs the rest of their academic interests and transform their sense of personal potential. Student participants worked alongside theatre professionals throughout the entire three month camp. The primary goal was to divert juvenile offenders from further involvement in the judicial system.

The components of this theatre camp included script analysis, improvisation, directing, playwriting, lighting design, costume design, set construction, and acting techniques.

BARRIERS: We anticipated serving more students but lack of participation and involvement (i.e. completing proper paperwork, submitting income certification forms) from family members limited the service to 10.

LEVERAGING EFFORTS: None to report.

PERFORMANCE INDICATORS

1. Total Number of Children Participating In Camp: 15
2. Percentage of Children Assisted from Low to Moderate Income Families: 66%
 - o Race/Ethnicity: African-American
3. Total Number of Youth Attending Culminating Performances: 149

OUTCOME MEASURES:

Through the process of the after-school class and production of a full length play, the students had the following outcomes:

- Improved communication and language skills
- Better problem-solving skills

FY 2011-12 NARRATIVE

- Promoted more constructive behavior
- Saw a project through from beginning to end
- Better understanding of interpersonal relationships that exist within a family system
- Expanded students thinking and understanding about the final project and the work it takes to achieve a good theatrical production

At the end of the camp, an evaluation form was completed by parents, participants, and theatre professional staff members. The agency conducts both a Pre and Post Evaluation Assessment for the student that measures the progress of each participant including academic growth, behavior and social skills. The Income Certification Form captures demographic information, ethnicity, and family economics of potential program participants to determine eligibility. Theatre professionals are asked for feedback to improve the product in subsequent years. One-hundred percent of the students participating from the Volunteer Center Truancy Program and Dallas County Juvenile program successfully completed the program.

ADJUSTMENTS/IMPROVEMENTS: We hope to leverage funding from the City of Dallas in future years to secure additional staff who will be dedicated to Functional Family Therapy (FFT), a method designed to reduce problem behaviors in adolescents and youth. FFT is organized into three distinct phases that build upon each other. Each phase consists of two components which include an assessment and an intervention. The assessment is intended to better understand the characteristics of the family system and the individual members. The intervention, in turn, addresses how families will accomplish the goals set forth by each phase.

In order to promote positive outcomes and deter problem behaviors, FFT focuses largely on the interpersonal relationships that exist within a family system. Many of the targeted interventions, therefore, emphasize communication skills, family interaction, problem-solving and promoting constructive behaviors.

CDBG/NIP Activity Report

October 1, 2011-September 30, 2012

Code Violation Case Type	NIP Area 1 Southwest		NIP Area 2 Southeast			NIP Area 3 Southeast		NIP Area 4 Southwest		*NIP Area 5 (South Central District)										
	101.01	101.02	25.00	27.01	27.02	39.02	115.00	20.00	48.00	55.00	57.00	87.03	87.04	87.05	88.01	88.02	113.00	114.01		
PREMISE																				
Bulky Trash	21	23	256	31	189	14	9	24	10	38	23	27	41	17	15	81	174	33		
High Weeds	744	155	842	1009	953	593	184	187	151	452	1018	202	703	890	341	236	268	435		
Litter	499	126	499	850	793	494	101	171	69	89	41	34	291	431	121	59	73	238		
Obstruction	127	13	41	61	26	26	7	24	21	53	44	7	161	25	20	4	49	69		
Illegal Dumping	279	132	175	18	7	21	10	245	32	133	110	18	41	45	29	7	32	24		
Illegal Land Use	21	12	16	4	6	4	5	22	17	5	13	1	13	11	7	8	10	3		
Illegal Outside Storage	154	212	116	108	49	8	10	16	1	1	24	1	42	4	4	5	13	18		
Illegal Garbage Placement	19	54	96	1	1	3	2	29	1	6	5	3	11	1	5	4	29	5		
Parking on Unapproved Surfaces	65	85	47	23	45	25	15	27	14	44	27	19	20	14	19	92	32	37		
Oversized Vehicles	3	0	3	4	4	1	0	0	0	2	3	0	0	1	2	3	2	0		
Junk Motor Vehicles	16	18	58	37	40	14	13	6	5	17	20	41	43	4	18	61	40	12		
Illegal Fence	9	29	31	10	7	8	3	2	3	1	1	4	2	3	1	1	11	2		
Graffiti Private Property	3	38	35	8	7	0	5	221	206	21	25	1	2	0	11	5	1	1		
Life Hazard	6	36	3	2	3	2	2	0	1	4	2	3	1	0	3	6	2	3		
No Permit	7	14	58	4	5	8	0	4	1	1	5	5	3	5	2	7	1	1		
Signs	4	14	6	1	1	1	2	388	49	0	11	0	4	1	2	1	1	0		
General	89	161	9	3	2	1	0	196	3	8	2	2	7	2	4	7	8	8		
STRUCTURAL																				
Burned Out Structure	0	0	0	3	3	8	0	1	0	0	2	3	1	0	4	0	0	3		
Open and Vacant	36	10	27	63	44	67	26	9	11	35	68	30	8	6	17	65	24	24		
Substandard Structure	70	76	234	114	171	199	57	42	28	28	69	44	45	16	14	49	30	18		
MOW/CLEAN																				
*Closure Request	10	1	17	47	29	54	13	7	9	37	47	19	2	4	10	47	10	16		
*Mow/Clean Request	501	50	509	715	846	699	238	72	102	261	543	568	150	99	387	387	82	236		
*Litter Removal Request	194	39	302	741	747	716	219	51	58	168	373	438	77	60	26	228	30	205		
Total Enforcement Activity Cases per NIP Census Tract (Non-Abatement) Total NIP Inspector Activity Cases per Area	2877	1298	3380	3857	3978	2966	921	1744	792	1404	2476	1470	1668	1639	1062	1363	922	1391		
	3738		7124			1812		1235		4452										
Total Enforcement Activities	<u>35,208</u>		Total NIP Inspector Enhancement Activities=						<u>18,361</u>			Results			<u>52%</u> Enhancement/Strengthening					
Neely Blackman, District Manager/NIP Coordinator																				
Data Compiled-CRMS Statistics																				

S.A.F.E. Team FY 2011-12 Activity

QUARTER ACTIVITY	JAN-MAR 2012			APR-JUN 2012			JUL-SEP 2012			OCT-DEC 2011			TOTAL
MONTHLY ACTIVITY	JAN	FEB	MAR	APR	MAY	JUN	JUL	AUG	SEP	OCT	NOV	DEC	FY 2011
PRELIMINARY CASES	24	18	19	13	11	7	11	12	4	2	20	16	157
OPEN CASES	10	41	36	21	19	11	14	10	12	12	9	3	198
1 WARRANT 1 LETTER	15	5	4	8	3	5	3	5	3	1	4	18	74
CASES CLOSED	57	51	52	19	17	22	11	28	15	19	24	24	339
ACCORD MEETINGS	11	13	10	22	15	6	11	6	12	10	7	9	132
INSPECTIONS (INCLUDES RE-INSPECTIONS)	1040	648	1244	505	1249	488	427	549	882	614	888	851	9385
CODE VIOLATIONS (NOTICED)	130	104	170	125	109	50	220	64	103	229	131	142	1577
NO. UNITS INSPECTED	578	331	575	313	391	312	306	244	307	341	394	437	4529
FIRE VIOLATIONS (NOTICED)	38	64	121	29	151	35	152	146	110	114	139	119	1218
NO. UNITS INSPECTED	518	317	669	192	858	176	121	315	575	273	494	426	4934

FY 2011-12 ACTION PLAN UPDATES

Underneath each activity please summarize the actions that were taken to accomplish departmental goals. If no actions were taken, please explain and summarize any activities planned for the future.

91.220(h) Public Housing

Below are actions taken during FY 2011-12 to address the needs of public housing and actions taken to encourage public housing residents to become more involved in management and participation in homeownership:

HOU Section 8 Housing Choice Voucher Homeownership. Dallas Housing Authority’s (DHA) goal is to assist 20 voucher holders to become homeowners per fiscal year.

In FY 2012 there have been three (3) closings for vouchers which were issued at the end of 2011. Four (4) additional homeownership vouchers have been issued. Of these, two are pending closing and two are in the financing stage. This year 99 people have attended homeownership workshops.

HOU Frazier Courts. DHA will build 53 homeownership units on the Frazier Court site.

In FY 2007-08, a joint effort began between DHA, Inner City Development (ICDC), Habitat for Humanity, and the City of Dallas with \$1.2 million for infrastructure. Fifty-one (51) affordable homes were to be at or below 80% of the area median family income and annual progression of the development is as follows:

Program Year	# of Units
08-09	10
09-10	22
10-11	8
11-12	11
Total	51

In FY 2011-12, the 11 ICDC properties were completed. ICDC completed construction on the last 11 units in Frazier Courtyards. Eight units are occupied for rental with 3 units remaining for occupancy by December 2012.

HOU Family Self-Sufficiency (FSS) Program. DHA will work with the existing FSS families as well as new enrollees who have identified homeownership as their goal in their Contract of Participation. DHA will work with these families to develop individualized plans to address relevant issues to qualify for a mortgage loan.

FY 2011-12 ACTION PLAN UPDATES

FSS Participants are provided assistance with resources and referrals for credit counseling, banking information and financial skills improvement. Participants who complete the FSS Program are awarded their escrow accounts and may use these funds as a resource to help with down payments and/or closing costs or other expenses related to the purchase of a new home.

Currently DHA has 50 families enrolled in the FSS program. Over the past year, a total of 11 residents completed the FSS Program and were awarded over \$30,000 for completing their goals established in the program. One resident bought a home after completing the FSS Program in 2012. DHA worked with the Dallas Urban League, Dallas Youth Council, Camp Fire, and the local Texas Workforce Commission to provide training and employment opportunities to families.

One FSS participant, who completed day home training in 2011, is currently operating her day home business from her single-family home owned by DHA and is working to open her own daycare center in the Lakewest area.

91.220(i) Homeless and other special needs activities

Below are actions that were taken during FY 2011-12 to reduce the number of homeless individuals and families:

HOU Prevention of Homelessness. Emergency Solutions Grant (formerly Emergency Shelter Grant) (ESG) funds were used to provide housing through emergency and transitional shelters, and essential services. Homeless Assistance staff at The Bridge provided essential services to assist 524 homeless individuals with benefit eligibility services. There were no funds allocated to prevention activities in FY 2011-12 because of Homelessness Prevention and Rapid Re-housing Program (HPRP) funding. Operational funds received by emergency and transitional shelters were used to provide services to 3,654 individuals/families. Child care was provided for 56 homeless children, 53 individuals received legal assistance and 524 individuals received assistance to access benefits. A total of 4,287 individuals were served during the term, of which 729 individuals reported being chronically homeless, 204 veterans, 742 victims of domestic violence, 763 severe mentally ill, 511 chronic substance abusers, 66 persons with HIV/AIDS, and 159 elderly.

HOME Investment Partnerships Program (HOME) – Tenant Based Rental Assistance (TBRA) funds were used to provide rental assistance to 85 households.

Housing Opportunities for Persons with AIDS (HOPWA) funds were used to address the housing and supportive services needs of low-income persons with HIV/AIDS and their families in the Dallas EMSA. Approximately 370 households were assisted with short-term rent, mortgage, and utility (STRMU) assistance and 189 households were assisted with TBRA. Funds were used to support facility based housing for 209 households. The HOPWA Program continued to experience considerable demand for STRMU assistance, but is

FY 2011-12 ACTION PLAN UPDATES

just slightly below target in TBRA and facilities due to lower client turnover. One facility (6 units) discontinued its HOPWA housing program due to grant funding requirements. In FY 2011-12, a substantial amendment was made to the budget to reallocate \$150,000 from Housing Facilities Operations to Housing Facilities Rehab/Repair – to make funds available to meet facility rehab/repair needs. These funds are being competitively bid and are expected to be awarded and expended during FY 2012-13.

HOPWA funds were also used to provide other supportive services to 159 households with homeless outreach, 15 persons with SSI/SSDI application assistance and 26 persons with medically managed day care. The homeless outreach coordinator identified and notified eligible homeless persons with HIV/AIDS of HOPWA services. The SSI/SSDI application assistance program was discontinued during FY 2011-12 due to lack of participation.

During FY 2011-12, the City of Dallas continued its transitional homeless housing placement program which provides housing placement and ongoing TBRA for 86 households under a three-year HOPWA Competitive Grant award of \$1,183,680 which began April 1, 2009 and was extended to September 30, 2012. Further, the City also continued its housing program for ex-offenders with HIV/AIDS through the City's community re-entry program, Project Reconnect, serving 40 households year to date, under a three-year renewal HOPWA Competitive Grant award of \$721,000 which began January 1, 2010 and will end December 2012. This grant was renewed for an additional three year period, January 1, 2013 through December 31, 2015 for \$746,853. In addition, during FY 2011-12, the City of Dallas implemented a new HOPWA competitive grant for \$1,287,500 for January 1, 2012 through December 31, 2014. Under the grant, the City of Dallas provides transitional housing for ex-offenders, serving 26 households to date. As well, the City of Dallas has implemented a community wide planning project to develop an integrated HIV/AIDS Housing Plan strategy and implementation plan for the area.

HOU Permanent Housing. Shelter Plus Care funds provided rental assistance to 296 homeless individuals and families. The Supportive Housing Program provided rental assistance to 138 homeless persons: 48 households were assisted in Transitional Housing while 90 were assisted in the project based Permanent Supportive Housing Programs. The programs also provided matching funds in the form of community-based social services such as job training and placement, psychiatric counseling, food, clothing, furniture, health care, child care, drug and alcohol treatment, and life skills classes to provide a comprehensive assistance plan for the homeless.

CDBG funds in the amount of \$380,000 were awarded to Shared Housing, Inc. to acquire vacant property at 4611 East Side Ave. for future development of 20 units of Permanent Supportive Housing for homeless women with children. Many of their clients are referred from The Bridge. In FY 2011-12, Shared Housing Inc. received their tax credits to finance the construction of the units. Construction to begin late 2012.

HOU Movement of Homeless Persons into Permanent Housing. Metro Dallas Homeless Alliance (MDHA) remains the paramount single

FY 2011-12 ACTION PLAN UPDATES

Homeless Authority on Dallas region Continuum of Care homeless issues and continues to make significant strides in carrying out its Ten Year Plan to end Chronic Homelessness, reporting the following accomplishments:

- The 2012 Dallas County Point-In-Time count and Homeless Census Community Briefing Paper produced by the Metro Dallas Homeless Alliance reports that Dallas is on track to end homelessness among people with disabilities by 2015. Chronic homelessness dropped by 19 percent from 2011 – moving MDHA closer to its goal of ending chronic homeless by 2015. The number of chronically homeless individuals has decreased **66 percent since 2004. Chronic homeless individuals, (excluding those settled in PSH) numbered 407, a significant decrease (19.2%) from 504 in 2011.** The Alliance reduced chronic homelessness by half within three years by aggressively leading the development of hundreds of units of permanent supportive housing, which Connects residents to mental health services. Dallas County now has more than 2,000 units of permanent supportive housing, a proven solution to chronic homelessness. MDHA has a plan to add 1,800 additional units of permanent supportive housing within four years.
- During 2012, the “Point-in-Time” Annual Homeless Count reported the total homeless population in Dallas County dropped 2.6% since 2011 count and 7.1% since 2010. Chronic homeless individuals, (excluding those settled in PSH) numbered 407, a significant decrease (19.2%) from 504 in 2011. Homeless families with children have increased by 36% since 2010 and Dallas Independent School District reports a total of 2,750 homeless students. Additionally, 190 unaccompanied youth (including runaways) were identified representing a 272% increase from 2011.

Bridge Steps, LLC operates The Bridge, Homeless Assistance Center (HAC) which is a campus of residential and social services facilities designed to meet gaps in social services for homeless individuals, serving up to 1,400 people per day. The Bridge is open 24 hours per day, 7-days a week and has become the central entry-point within the Dallas Continuum of Care for homeless persons seeking services, resulting in increased outreach effectiveness by streamlining and coordinating community-wide outreach and referrals. The Bridge houses multiple service providers including: Parkland Hospital’s Homeless Medical Services, Legal Aid of Northwest Texas, Veteran’s Administration, Dallas Metrocare Services, and the Social Security Administration. In essence, a one-stop facility has been created which alleviates the need for homeless individuals to travel across town to appointments with multiple agencies. Services rendered range from basic needs, survival services, low-demand/interim shelter focused on rapid re-housing, three meals a day, case management, laundry and shower, medical and psychiatric clinics, pharmacies, employment training, phone and computer banks, library, and storage facility.

FY 2011-12 ACTION PLAN UPDATES

HOU **Other Special Needs Activities**

- Approximately 5,379 seniors age 60+ years were provided with information and referrals.
- The Nursing Home Ombudsman program received and investigated 947 complaints; of which 946 (99%) were resolved.
- The Senior Medical Transportation Program provided door to door service for 673 seniors and completed 2,357 trips to and from medical appointments. Additionally, 634 clients completed 3,470 trips through the Dart Para-transit Program.

91.220 (j) **Barriers to affordable housing**

Below are actions that were taken during FY 2011-12 to remove or ameliorate the negative effects of public policies that serve as barriers to affordable housing:

HOU **Continue working to eliminate barriers that limit the production or feasibility of affordable housing construction that is within its local government capacity.**

The Neighborhood Investment Program (NIP) focuses initiatives such as infill housing, home repair, neighborhood beautification, and infrastructure improvements in five targeted areas.

HOU

In FY 2011-12, the **City** provided interim construction loans and gap finance loans in the amount of \$3,845,867 in HOME funds to six (6) Community Housing Development Organizations (CHDOs) and to three (3) non-profit developers to assist with financing the construction of affordable housing units. Additionally, \$200,000 in CDBG funds was awarded to a CBDO for construction of three (3) senior cottages.

Funding was provided to build 52 homes with 168 under construction. The homes were located in the Bexar St. Revitalization area, Lancaster Revitalization area, Thorton Heights development, Pleasant Oaks, West Dallas area, Fair Park Estates and Meadows area.

The City continued the One-Stop Permit Center to provide information and services relevant to the construction and development process and assisted in resolving development issues when interfacing with other City departments. Staff assistance is available from the Building Inspection Division, Sustainable Development and Construction Department, Water Department, and Fire Department. The Housing/Community Services department liaison continued to serve as a single point of contact to coordinate requests for action when:

- Navigating City administrative and development policies and procedures;

FY 2011-12 ACTION PLAN UPDATES

- Code and criminal violations occur in target neighborhoods; and
- Negotiation of needs is required to resolve issues generated by incompatible administrative and operational systems or between two or more organizations attempting to implement a development project.

HOU Streamline development and review process, which should result in fewer development delays that may affect building costs.

The Development Division streamlined the project review process by working closely with developers prior to project submission to advise them of their project needs. Additionally, staff continues to work together throughout several divisions to communicate issues prior to them arising. In FY11-12, this effort resulted in 11 new affordable housing contracts with non-profit developers.

HOU Continue the City's Growth Policy Plan to encourage the protection of residential communities for low-income households and appropriate land use policies that provide the framework for community stability and growth.

The NIP focuses initiatives such as infill housing, home repair, neighborhood beautification, and infrastructure improvements in five targeted areas.

The Development Division worked closely with several CHDOs to ensure that the visual integrity of the community was not compromised in the design of new units replacing old.

HOU Continue to support efforts of non-profit and for-profit developers in the provision of affordable housing through federal funds and local resource subsidies.

The City of Dallas provided non-profit and for-profit developers loans/grants for acquisition of vacant and improved properties, pre-development and development costs.

In FY 2011-12, six (6) CHDOs and three (3) non-profit developers received development loans totaling \$4,045,867 in CHDO, HOME and CDBG project funds for the construction of 52 affordable housing units. Fourteen (14) organizations were certified as CHDOs. Nine (9) received CHDO operating funds for a total of \$300,000 and five (5) received Housing Services grants in the amount of \$72,500.

Staff and the U.S. Department of Housing provided technical and other assistance to CHDOs, as requested, to facilitate the production of affordable housing. Additionally, the Nonprofit Development Section provided interim construction financing, as well as gap financing, to aid in the affordability and construction of housing units.

FY 2011-12 ACTION PLAN UPDATES

91.220 (k) Other Actions

Below are actions that were taken during FY 2011-12 to address obstacles to meeting underserved needs:

HOU

- Awarded a two-year Texas Homeless Housing and Services Program grant from TDHCA in the amount of \$3,361,364 to allow MDHA to provide services to a greater number of homeless persons and to provide case management services and housing opportunities to forty (40) chronically homeless ex-offenders of non-violent crimes on parole.
- Fourth year of partnership with Dallas County for routine testing of homeless clients for TB at The Bridge.
- Collaborated with the Veterans Administration to organize the 2010 Homeless Stand Down to provide services, clothing, job opportunities and health care to homeless persons.
- City collaborated with Head Start of Greater Dallas and the Child Care Management Assistance Program to identify other programs designed to assist parents in need of child care who don't qualify for these programs.
- Collaborated with Ryan White Planning Council of the Dallas Area to address issues relevant to persons with HIV/AIDS and their families. Also, collaborated with the Texas Department of State Health Services through a Behavioral Health & Primary Care Committee funded under a Substance Abuse and Mental Health Services Administration (SAMHSA) grant to foster collaboration among service providers to meet the mental health and substance abuse needs of persons with HIV/AIDS.
- Friends Seniors Affairs, a non-profit agency, developed advocacy programs for affordable housing for seniors and assisted-living residences for low and middle-income seniors.
- Collaborated with other agencies through the DMHA to address homeless issues under the Continuum of Care.

HOU

Below are actions that were taken during FY 2011-12 to foster and maintain affordable housing:

Create and operate an interdepartmental Boarding House Inspection Team designed to inspect boarding facilities for safety and code violations, along with quality of life issues for residents.

Continue to prioritize the creation and maintenance of housing stock in Dallas.

FY 2011-12 ACTION PLAN UPDATES

All Housing/Community Services Department funds were focused toward the creation and maintenance of affordable housing in Dallas: CDBG Housing Activities budget of \$11,585,731 made up 62% of the total CDBG budget.

- CDBG Housing Activities budget of \$11,585,731, HOME budget of \$7,530,380, ESG budget of \$1,203,333 and HOPWA budget of \$3,969,841 made up 78% of the total Consolidated Plan budget of \$31,095,391.
- During FY 2011-12, 755 low-income homeowners received assistance through various programs administered by the City of Dallas Housing Department.
- Activities for low-income homeowners consist of the following:
 1. Reconstruction/SHARE Program assisted 36 homeowners [Table 3A Reconstruction/SHARE-DH-3] in receiving a replacement house. Of these 36 houses, 27 replacements houses were funded with HOME funds (\$2,548,890) and 7 replacements were funded with CDBG funds (\$653,080) and 2 replacements were funded by both CDBG funds (\$131,666) and HOME funds (\$55,134). Expenditures totaled \$3,388,770 for the 36 homes replaced.

Reconstruction on 11 replacements houses is underway, all are being funded with HOME funds.
 2. Major System Repair Program completed 106 projects [Table 3A – MSRP- DH-2]. Expenditures totaled \$1,380,392 for the 106 projects. There are 40 projects underway, all funded with CDBG funds.
 3. Mortgage Assistance Program (MAP) assisted 192 homeowners [Table 3A-MAP- DH-1]. Fifty (50) received mortgage and home repair assistance (\$65,941.98) and the remaining 142 received mortgage assistance only (\$3,588,238.40). Expenditures totaled \$3,654,180.38.
 4. CHDO Program rented or sold 34 units [Table 3A] with HOME funds totaling \$2,571,909. Under the CBDO and RDALP Program, a dilapidated 64 unit complex was acquired and demolished with CDBG funds (\$439,464). Additionally, 94 units were sold for a total of \$1,482,075.
 5. People Helping People Program completed 293 [Table 3A PHP-DH-3] projects. 171 of the 293 projects had products/materials funded by CDBG expenditures totaling \$281,750.56. The remaining 122 projects had products/materials such as heaters, pest control service, and glass service that were donated.

HOU Follow the Goals and Implementation Measures for the forward Dallas! Policy Plan including:

FY 2011-12 ACTION PLAN UPDATES

- **Ensure a sustainable and efficient long-range housing supply;**
- **Answer the need for housing options; and**
- **Expand affordable housing alternatives.**

The City of Dallas adopted an ordinance establishing a green building program regulating new construction work in the City for all residential and commercial buildings projects. The Nonprofit Development Section of the Housing/Community Services Department provided loans/grants to CHDOs for development of affordable housing. Newly constructed homes met the Green Building and Energy Star Certification requirements. Heating and air conditioning units were and continue to be high efficiency units. In existing homes, the City installed high efficiency heating and air conditioning units. The City continues to work with developers as they submit proposals for single and multi-family as well as mixed use housing and economic developments.

In FY 2011-12, the CHDOs and non-profit developers constructed 52 units that met Green Building and Energy Star Certification.

HOU Below are actions that were taken during FY 2011-12 to evaluate and reduce Lead-Based Paint (LBP) hazards:

Provide each family receiving federal assistance information regarding LBP hazards.

The MAP provides homebuyers information from visual lead-based paint inspections by trained personnel. All LBP hazards identified during inspection must be addressed prior to closing.

HOU To reduce LBP hazards, the Housing/Community Services Department has increased demolition of older housing stock with the potential of lead hazards.

The City of Dallas Housing/Community Services Department's Home Repair Program strives to preserve and restore the existing stock for low income homeowners in the City of Dallas. The program provides assistance to homeowners for the repair and reconstruction of homes.

The Reconstruction Program is a referral program from the MSRP and provides assistance when the house is in irreparable condition. The City demolishes and builds a new home on the same homeowner site. The house is built to Energy Star certification.

HOU Increase access to housing without LBP hazards through development of new housing stock and redevelopment of older neighborhoods through various housing programs.

The City of Dallas provided non-profit and for-profit developers loans/grants for acquisition and construction costs. 52 houses were

FY 2011-12 ACTION PLAN UPDATES

constructed and sold to low to moderate income homebuyers through the Nonprofit Development Section of the Housing Department.

Through the NIP, CDBG targeted areas within the City of Dallas are being strategically redeveloped. Home Repairs and infrastructure improvements are being made in the Bexar Street and other target neighborhoods.

HOU The plan for reduction of LBP hazards relates to the extent of LBP poisoning and hazards by testing for the presence of lead, mitigating or removing potential hazards, increasing safer environments, and requiring third-party certified clearances.

The Home Repair Program was revised to discontinue repairs that warrant assessments of lead-based paint. The Program allowed repair or replacement of four major systems: plumbing, electrical, roof, and HVAC. Homes that were identified to have deteriorated paint were referred to non-federally funded programs.

HOU LBP hazard reduction is integrated into housing policies and programs by incorporating clauses referring to contractor's requirements to use safe work practices; and in cases of LBP removal, contractors are required to be certified lead abatement firms.

The Home Repair Program established an Inspection Checklist that ensures major system repair projects are exempt under 24CFR Sec 35.1350(d). All projects must be exempt in order to proceed. However, if a project underway exceeds de minimis, procedures have been established that mitigate lead exposure using safe work practices performed and or supervised by certified LBP abatement contractors. Clearance must be achieved.

HOU Inspect federally assisted homes before purchase to ensure minimum housing standards are met. This includes inspection for LBP hazards for pre-1978 homes. Sellers prior to closing and subsequent move-in by homebuyers must address identified hazards.

The City adopted a plan for the inspection and abatement of LBP hazards for pre-1978 homes in its MAP and Home Repair Program. The plan provides funds for repairs on purchased homes so that all identified LBP hazards will be addressed prior to closing.

HOU Below are actions that were taken during FY 2011-12 the next year to reduce the number of poverty level families:

The City of Dallas Housing programs are designed in part to address the needs of individuals/families below 80% of AMFI.

The homebuyer and home repair programs target low-income families and do not require repayment of liens, except upon resale or

FY 2011-12 ACTION PLAN UPDATES

transfer. Income levels were raised to assist households up to 80% AMFI. To be eligible for assistance through the home repair programs, the homeowner's annual household income cannot exceed 80% AMFI. Over 33% of the beneficiaries of home repair programs assistance have incomes at or below 30% AMFI. In FY 2011-12, 36 low income households were approved for newly reconstructed homes when they were living in homes that were beyond repair.

HOU The Housing programs include assistance with rental units, homeowner maintenance assistance, homeownership assistance and home repair assistance.

- During FY 2011-12, 755 low-income homeowners received assistance through various programs administered by the City of Dallas Housing Department.
- Activities for low-income homeowners consist of the following:
 1. Reconstruction/SHARE Program assisted 36 homeowners [Table 3A Reconstruction/SHARE-DH-3] in receiving a replacement house. Of these 36 houses, 27 replacements houses were funded with HOME funds (\$2,604,024) and 7 replacements were funded with CDBG funds (\$653,080) and two were funded with both CDBG funds (\$131,666) and HOME funds (\$55,134). Expenditures totaled \$3,388,770 for the 36 homes replaced.

Reconstruction on 11 replacements houses is underway and all are being funded with HOME funds.
 2. Major System Repair Program completed 106 projects [Table 3A MSRP-DH-2] Expenditures totaled \$1,380,392. There are 40 projects underway, all funded with CDBG funds.
 3. Mortgage Assistance Program (MAP) assisted 192 homeowners. Fifty (50) received mortgage and home repair assistance (\$65,941.98) and the remaining 142 received mortgage assistance only (\$3,588,238.40). Expenditures totaled \$3,654,180.38.
 4. CHDO Program sold or rented 34 units [Table 3a] with HOME funds totaling \$2,571,909. Under the CDBO and RDALP Program, 94 units were sold with CDBG funds (\$1,482,075). The RDALP purchased a 64 unit apartment complex for demolition for \$439,464.
 5. People Helping People Program completed 293 [Table 3A PHP-DH-3] projects. 171 of the 293 projects had products/materials funded by CDBG expenditures totaling \$281,750.56. The remaining 122 projects had products/materials such as heaters, pest control service, and glass service that were donated.

FY 2011-12 ACTION PLAN UPDATES

HOU **Programs operated by the DHA, Dallas Housing Finance Corporation (HFC), and the City's non-profit partners also address poverty level individuals/families (i.e. public housing, low income housing tax credit projects, homeownership assistance, and transitional housing) on a neighborhood level.**

The DHA addressed poverty by providing housing to low-income families through the following programs in neighborhoods throughout the City and housing assistance in the metropolitan area: public housing, Section 8, low-income housing tax credits, private activity bonds, homeownership assistance and transitional housing.

In FY 2011-12, DHA exercised an option to target permanent supportive housing for homeless and/or formerly incarcerated families with barriers to housing through the issuance of RFPs for Section 8 Project Based Vouchers. To date, 11 contracts have been awarded that will provide 395 households with housing subsidies.

Owners of multi-family housing produced with federal funds were required to set aside a percentage of the units to be deed restricted to ensure availability to low-income households. These units are only available to households with annual incomes at or below 80% AMFI. Housing/Community Services Department utilizes non-profit and for-profit partners to revitalize existing commercial structures and to construct new commercial buildings to include commercial space on the lower floors and residential space on the upper levels. In FY 2011-12, the Development Division contracted with a CHDO to acquire 64 multi-family units.

In 2011 DHA closed on Buckeye Trail Commons and Buckeye Trail Commons II in South Dallas. These new housing communities are being constructed on the former Turner Courts public housing development site. The new communities will include 323 housing units, a Head Start Center, Teen Center and Recreation Center. The intergeneration housing will include a mix of incomes and will include 85 units for seniors only. Financing includes low-income housing tax credits, tax exempt bonds, DHA funds, Developer funds, and City funds.

In FY 2011-12, DHA exercised an option to target permanent supportive housing for homeless and/or formerly incarcerated families with barriers to housing through the issuance of RFPs for Section 8 Project Based Vouchers. To date, 13 contracts have been awarded that will provide 526 households with housing subsidies.

HOU **Altogether, the housing partners operate programs that reduce the amount of poverty throughout the city of Dallas through self-sufficiency and financial independence.**

DHA offered premier resident initiatives for all families assisted through both the public housing and Section 8 programs. The

FY 2011-12 ACTION PLAN UPDATES

Phoenix Self-Sufficiency Program, funded through the Phoenix Foundation, allowed families in both programs access to scholarship funds to begin or resume their college education, receive paid internships in most DHA departments related to specific academic disciplines, and opportunities to experience college life while they were secondary students. More than 65% of the participants in the activities in the Phoenix Programs were Section 8 families.

DHA also maintained productive partnerships with community-based agencies that provided on-site services to public housing residents. Those services ranged from neighborhood network centers where residents learned basic and advanced computer applications to Head Start Child Care Centers that operate on three DHA housing sites to recreational programs operated by the Boys and Girls Club of America and Young Men Christian Athletes; as well as faith-based organizations such as H.I.S. Bridge Builders.

Eligible FSS participants who reside at the property graduated from the FSS Program and received any escrow that they may have accrued during their participation in the program. Current residents of Frazier who are enrolled in the FSS Program continue to participate in money management and homeownership education classes.

DHA offered all families access to employment services through the One Stop Career Center located in the Frazier Neighborhood Network Center. Residents received services that included job placement assistance, pre-employment skills training, referrals to vocational rehabilitation programs, adult and educational literacy programs; and Section 3 resident employment and training. DHA encourages resident owned businesses in an effort to promote self sufficiency. Through a partnership created with Spida, Inc. two residents successfully completed Family Day Home training, obtained certifications and state required licenses to operate child care businesses in their homes

FY 2011 Update: DHA Established the Phoenix Self-Sufficiency Foundation (PSSF) in 1996 to encourage residents to further their education beyond high school. The Phoenix Self-Sufficiency Foundation is a non-profit corporation organized specifically to: Create and maintain education programs, to create job training opportunities, to award Annual Scholarships, to create and maintain any additional programs with the same purposes of benefitting low income residents on housing programs administered by DHA.

For the 2011 Academic Year, \$76,120.00 was awarded to 52 recipients.

The Phoenix Foundation also provides internships to its high school and college students. For the 2011 year, The Phoenix Foundation has employed (13) thirteen students at an approximate net payout of \$25,000.00.

FY 2011-12 ACTION PLAN UPDATES

The Phoenix Foundation has awarded over \$100,000.00 in scholarship to over 700 students. In addition to providing 378 students with internships at a net pay out of \$977,906.90.

The Phoenix Foundation provided (36) middle school students with a College Tour experience; exposing them to college life on three college campuses where they interacted with students and staff. Since the Think College Early Program inception 300 students in 6th-8th grade have had the opportunity to participate in the two day College Tour.

HOU Continue to build on the senior medical transportation program which allows older adults to make and keep medical appointments without using their limited funds to cover the costs.

The Senior Medical Transportation Program (SMTP) serves citizens in Zip Code areas 75206, 75209, 75210, 75211, 75212, 75215, 75216, 75217, 75235, and 75241. During FY 2011-12, the SMTP provided door-to-door service for 673 clients and completed 2,357 trips to and from medical appointments. Additionally, 634 clients completed 3,470 trips through the DART Para-transit coupon program.

HOU Offer information via the Community Centers (MLK and WDMC) on financial literacy while clients are waiting to be served by the Social Services Division, either in the form of videos or literature.

Approximately 2,654 individuals received financial assistance through the Community Centers Social Services Programs and information regarding financial literacy classes.

HOU Offer quarterly financial literacy classes through a partnership with Consumer Credit Counseling via the Community Centers. Persons completing the course will receive a certificate of completion and a voucher for one-on-one financial counseling.

Approximately 459 clients attended financial literacy classes sponsored by the Community Centers in cooperation with Capital One Bank and Consumer Credit Counseling.

HOU Continue access to information regarding employment opportunities through the job view kiosks located at the Community Centers. Texas Workforce Commission has a satellite office at MLK Center. Interested persons can complete job searches at the center or online.

Approximately 25,788 job seekers utilized Job View Kiosks at the Community Centers.

FY 2011-12 ACTION PLAN UPDATES

HOU Continue to host job fairs at the Community Centers and assist citizens in their efforts to become job-ready by teaching them how to set up e-mail addresses, résumé writing assistance, interviewing techniques, and other skills.

Workforce Solutions hosted approximately 34 mini job fairs from September 2010 to October 2011. Over 1,771 Individuals attended, of which 59 were hired. The Community Centers and the Community Court co-sponsored the Annual MLK community job fair in which 449 job seekers participated. Approximately 34,802 customers visited Workforce Solutions and had access to the use the computers/resource room and approximately 3,500 customers attended the job search/job readiness classes. The Community Centers' classes consisted of the following training: résumé building, interview and communication skills, English basics, positive attitudes and motivation, stress management and other topics to help customers to become job-ready. Community Voice Mail was available to job seekers. Approximately 2,066 citizens received instruction in basic computer classes offered by El Centro Community College at WDMC. The Career Resource Coordinator assisted clients with résumé writing, e-mail set up, etc. Academic Realities at MLK and El Centro at WDMC continue to offer basic computer classes.

Below are actions that were taken during FY 2011-12 to develop institutional structure:

HOU Continue dialogue with all housing providers to coordinate services and leverage private and public funds.

The Housing/Community Services Department is an active participant with the North Texas Housing Coalition (NTHC). The Housing/Community Services Department staff participates in the North Texas Community Development Association meetings on a regular basis.

HOU Continue to support the Dallas HFC.

Housing/Community Services Department staff provides administrative services, financial, investment, compliance with regulations on multi-family and single-family tax exempt bonds to the Dallas HFC. Staff drafted City Housing Committee briefs and prepared City Council action items in support of tax-exempt bonds to finance multi-family, new construction-rehabilitation and single-family mortgages and mortgage credit certificates. Staff hosted quarterly and special meetings with the HFC.

HOU Continue to provide technical assistance and capacity building support for non-profit developers.

The Nonprofit Development Section of the Housing/Community Services Department processed and dispersed \$4,045,867 in Operating Assistance Grants to six (6) CHDOS and three (3) non-profit developers to facilitate the provision of affordable housing units. In FY FY 2011-12, 14 organizations were certified as CHDOs. Nine (9) received CHDO operating funds for a total of \$300,000 and five (5) received Housing Services grants in the amount of \$72,500. Staff continued to provide technical and other

FY 2011-12 ACTION PLAN UPDATES

assistance to CHDOs, as requested, to facilitate the production of affordable housing. In the coming year, technical assistance will be coordinated to provide continual resources to CHDOs.

HOU Continue to strengthen the partnerships between the City, State, and HUD.

For the 2011 funding year, the 9% LIHTC Program, 13 pre-application waivers were presented to the City Council for consideration and 11 were approved on February 23, 2011. The Texas Department of Housing and Community Affairs (TDHCA) approved a forward commitment of tax credits for 2012 to the Green Haus on the Santa Fe Trail project. Additionally, the Wynnewood Seniors Housing and Hillside West Seniors projects received forward allocation of tax credits for 2011 from TDHCA. Wynnewood Seniors Housing will be further leveraged with Community Development Block Grant (CDBG) funds to create 140 affordable units. Hillside West Seniors will be further leveraged with Tax Increment Financing (TIF) funds to create 130 affordable units. Green Haus on the Santa Fe Trail project will be further leveraged with HOME Investment Partnership Program (HOME) funds to create 24 affordable units.

Three applications approved by Council and submitted to HUD for Section 108 Guaranteed Loan Funds Program funds have received awards: Continental Building - \$7,600,000, Lancaster Urban Village - \$8,492,000 and Lake Highlands Town Center - \$13,350,000. Construction for Continental Building and Lancaster Urban Village is underway with completion anticipated in December 2012 and December 2013, respectively. Loan closing and construction are pending for the Lake Highlands project. The projects after completion will collectively produce 141 affordable housing rental units for households with incomes at 80% AMFI or less and approximately 469 permanent full-time jobs held by persons with low- to moderate-incomes. An additional Section 108 application approved by Council was submitted to HUD for Atmos Lofts Phase II project and is pending HUD's approval of award. The project will produce 63 affordable rental housing units for households with incomes at 80% AMFI or less.

HOU Pursue private resources to increase flexibility in the delivery of affordable housing developments.

Housing/Community Services Department continued to research, advocate and apply for funds from local, state, federal and private sources. Staff continues to coordinate advocacy activities on behalf of affordable housing development organizations.

HOU Continue to work closely with the DHA and Dallas County in the service of low and moderate income families and in the creation of affordable housing.

In FY 2007-08, a joint effort began between DHA, Inner City Development (ICDC), Habitat for Humanity, and the City of Dallas with \$1.2 million for infrastructure. Fifty-one (51) affordable homes will be at or below 80% of the area median family income. During FY

Page 16 of 18

FY 2011-12 ACTION PLAN UPDATES

2011-12, the remaining 11 of the 51 units were completed, in addition to the 40 that were built and sold in FYs 08-10. With the construction of the final homes in 2011 by ICDC, this joint effort has been completed.

HOU

Below are actions taken during FY 2011-12 to enhance coordination between public and private housing and social service agencies:

Continue to have frequent meetings with public and private housing advocates, housing producers, and social service agencies to seek more opportunities to work together to produce affordable and supportive housing.

The Housing/Community Services Department is an active participant with the North Texas Housing Coalition (NTHC). The Housing/Community Services Department staff participates in the North Texas Community Development Association meetings on a regular basis.

HOU

Continue to provide referral and repair services through the City's People Helping People program. The People Helping People Program is funded with CDBG funds and consists of caseworkers that provide referral services for senior and disabled citizens and coordinates volunteer assistance for minor repairs to client's homes.

The City's People Helping People Program makes referrals to appropriate social service agencies and other sources of assistance, including the City's Emergency and Home Repair Programs.

Two hundred ninety-three (293) services were completed in FY 2011-12 through the City's People Helping People program (PHP) using thousands of volunteers from across the city. PHP staff worked closely with area nonprofits to assist low income, elderly and disabled homeowners with minor exterior repairs services. The program also provides free volunteer specialty services such as pest extermination, heater service, AC window unit installation and glass replacement.

HOU

Continue collaborative efforts with agencies providing supportive services to the homeless and those at risk of becoming homeless to avoid duplication of services.

- Continue HOPWA client eligibility verification process to prevent the same client from receiving duplicate short-term assistance from different agency providers and from receiving short-term assistance for a unit already subsidized through other programs.
- Continue collaborations with MDHA and with Ryan White Planning Council of the Dallas Area.

FY 2011-12 ACTION PLAN UPDATES

HOU MDHA will continue its collaborative efforts to develop strategies to address homes issues.

MDHA coordinates and prepares the Dallas Continuum of Care (Super NOFA) applications for submission to HUD for funding to serve the homeless. The total grant request in the 2010 Continuum of Care Application, for the FY 2011-12 awards, was in the amount of \$14,888,299.

Underneath each activity please summarize the actions that were taken to accomplish departmental goals. If no actions were taken, please explain and summarize any activities planned for the future.

91.220 (k) Other Actions

Below are actions that were taken during FY 2011-12 to address obstacles to meeting underserved needs:

ECO Below are actions taken during FY 2011-12 to financially assist small and minority businesses:

Provide financial assistance for business retention, expansion, and new startups.

Make capital available through loan programs for expansions of businesses, and new business start-ups, thereby resulting in the creation and retention of employment opportunities for area residents.

ECO Below are actions to taken during FY 2011-12 to provide technical assistance to low to moderate income persons who either own or are interested in developing a micro-enterprise:

Provide technical assistance to enhance, neighborhood business services, opportunities for business ownership and economic development for low to moderate income persons in the City of Dallas. This may have a particular beneficial impact for those in the South, East, and West areas of Dallas.

Provide community resources for business information and orientation through comprehensive technical assistance services. Technical assistance may be included, but not be limited to: counseling/seminars regarding business structures, business registration with the state, business planning, loan applications, market research, marketing, accounting, taxes, management, procurement, hiring, payroll, M/WBE certification, micro-enterprise incubator program, and other services relevant to business start-up and capacity building for existing microenterprise businesses. This assistance may provide particular benefit to those in South, East, and West areas of Dallas.

This page intentionally left blank.

**CITY OF DALLAS - PROGRAM YEARS 2008-2012 CONSOLIDATED PLAN
TABLE 3A - SUMMARY OF SPECIFIC ANNUAL OBJECTIVES AND OUTCOMES**

Dept	Project Name/Specific Objective	Funds Source	Outcome	Accomplishment Type	Program Year	Numbers		Percent Complete	Program Year 2011-12 Comments
						Proposed	Actual		
HOUSING NEEDS - Homeownership Opportunities									
HOU	Mortgage Assistance Program	CDBG/ HOME/ ADDI	Provide downpayment assistance, closing costs, principle reduction and/or costs for minor repairs for homes to qualify.	Housing Units	2008	400	386	97%	Due to reductions in budgets and economic downturn, the FY 2011-12 unit count was significantly lower than anticipated in FY 2008.
					2009	400	295	74%	
	2010				400	132	33%		
	2011				400	192	48%		
	2012				400		0%		
	DH-1: Availability/Accessibility of Decent Housing								
						5-Year Goal	2,000		
HOU	Residential Development Acquisition Loan Program and Development Programs	CDBG/ HOME	Provide developers with loans/grants for acquisition of vacant and improved properties, predevelopment and development costs, operating assistance and development, etc.	Housing Units	2008	100	74	74%	
					2009	100	56	56%	
	2010				100	76	76%		
	2011				100	88	88%		
	2012				100		0%		
	DH-1: Availability/Accessibility of Decent Housing								
						5-Year Goal	500		
HOUSING NEEDS - Homebuyer/Homeownership Counseling									
HOU	Housing Services Program	CDBG/ HOME	Provide homebuyer outreach, education, counseling, foreclosure counseling and mortgage qualification.	Housing Units	2008	100	386	386%	Due to the economic downturn, the FY 2011-12 unit count was significantly lower with more families needing foreclosure prevention and credit score assistance than anticipated in FY 2008.
					2009	100	295	295%	
	2010				100				
	2011				100	44	44%		
	2012				100		0%		
	DH-1: Availability/Accessibility of Decent Housing								
						5-Year Goal	500		
HOUSING NEEDS - Homeowner Repairs									
HOU	Reconstruction/SHARE	CDBG/ HOME	Provide homeowners assistance for demolition of existing home and reconstruction of a new house on the lot; deferred payment loans.	Households	2008	35	64	183%	
					2009	35	45	129%	
	2010				35	40	114%		
	2011				35	36	103%		
	2012				35		0%		
	DH-3: Sustainability of Decent Housing								
						5-Year Goal	175		
HOU	Major Systems Repair Program	CDBG	Provide eligible low income and handicapped homeowners with repairs to or replacement of major housing systems.	Households	2008	65	257	395%	Increased number of contractors in the program resulting in increased projects completed. Changed the maximum number of units per address to an increase of dollar amount per address resulting in an increase of projects.
					2009	65	144	222%	
	2010				65	120	185%		
	2011				65	106	163%		
	2012				65		0%		
	DH-2: Affordability of Decent Housing								
						5-Year Goal	325		
HOU	People Helping People	CDBG	Provide volunteers/contracted services to lower income, elderly, and disabled, single-family homeowners for minor exterior repairs.	Households	2008	300	378	126%	
					2009	300	386	129%	
	2010				300	235	78%		
	2011				300	293	98%		
	2012				300		0%		
	DH-3: Sustainability of Decent Housing								
						5-Year Goal	1,500		
HOUSING NEEDS - Critical home repair and excessive cost of utilities for elderly homeowners									
DWU	Minor Plumbing Repair/Replacement Program	CDBG/ General Fund	Provide leak repairs, low flow toilet and fixture replacement and minor plumbing repair assistance to low income, senior citizen homeowners.	People	2008	75	48	64%	The number of customers actually served under the budget amount is ultimately determined by the average cost of service amount. The current average cost of service range between \$600 and \$700 per customer.
					2009	100	46	46%	
	2010				125	79	63%		
	2011				150	91	61%		
	2012				175		0%		
	DH-2: Affordability of Decent Housing								
						5-Year Goal	625		

**CITY OF DALLAS - PROGRAM YEARS 2008-2012 CONSOLIDATED PLAN
TABLE 3A - SUMMARY OF SPECIFIC ANNUAL OBJECTIVES AND OUTCOMES**

Dept	Project Name/Specific Objective	Funds Source	Outcome	Accomplishment Type	Program Year	Numbers		Percent Complete	Program Year 2011-12 Comments
						Proposed	Actual		
HOUSING NEEDS - Rental Housing									
HOU	DH-2: Affordability of Decent Housing	CDBG/ HOME	Extremely low income	Households	2008	10	8	80%	Fewer multi-family projects underway due to the lack of financing from private lenders and the reluctance of developers to commit to such stringent lending requirements.
					2009	10	75	750%	
					2010	10	152	1520%	
					2011	10	2	20%	
					2012	10		0%	
					5-Year Goal				
HOU	DH-2: Affordability of Decent Housing	CDBG/ HOME	Low income	Households	2008	5	0	0%	Completion of construction and occupancy of Fair Park Estates Phase V. Frazier Courtyards, Hai Tak Project. Due to economy and difficulty in obtaining mortgage financing, more families seeking rental property to purchase.
					2009	5	43	860%	
					2010	5	147	2940%	
					2011	5	7	140%	
					2012	5		0%	
					5-Year Goal				
HOU	DH-2: Affordability of Decent Housing	CDBG/ HOME	Moderate income	Households	2008	5	0	0%	Completion of construction and occupancy of Fair Park Estates Phase V. Frazier Courtyards, Hai Tak Project. Due to economy and difficulty in obtaining mortgage financing, more families seeking rental property to purchase.
					2009	5	60	1200%	
					2010	5	7	140%	
					2011	5	17	340%	
					2012	5		0%	
					5-Year Goal				
HOUSING NEEDS - Homeownership Opportunities									
HOU	CHDO Development Loans and Mortgage Assistance Program DH-2: Affordability of Decent Housing	CDBG/ HOME	Extremely low income	Households	2008	85	153	180%	Due to reductions in budgets and the economic downturn, the FY 2011-12 unit count was significantly lower than anticipated in FY 2008.
					2009	85	123	145%	
					2010	85	0	0%	
					2011	85	9	11%	
					2012	85		0%	
					5-Year Goal				
HOU	CHDO Development Loans and Mortgage Assistance Program DH-2: Affordability of Decent Housing	CDBG/ HOME	Low income	Households	2008	172	170	99%	Due to reductions in budgets and the economic downturn, the FY 2011-12 unit count was significantly lower than anticipated in FY 2008.
					2009	172	120	70%	
					2010	172	15	9%	
					2011	172	5	3%	
					2012	172		0%	
					5-Year Goal				
HOU	CHDO Development Loans DH-2: Affordability of Decent Housing	CDBG/ HOME	Moderate income	Households	2008	143	137	96%	Due to reductions in budgets and the economic downturn, the FY 2011-12 unit count was significantly lower than anticipated in FY 2008.
					2009	143	117	82%	
					2010	143	38	27%	
					2011	143	88	62%	
					2012	143		0%	
					5-Year Goal				
HOUSING NEEDS - Legal Commitments/Mandates									
DEV	Relocation Assistance DH-2: Affordability of Decent Housing	CDBG	Provide funding and assistance for relocation assistance.	People	2008	8	10	125%	Program not funded in FY 2011-12.
					2009	0	5	0%	
					2010	0	2	0%	
					2011	0			
					2012	0		0%	
					5-Year Goal				

**CITY OF DALLAS - PROGRAM YEARS 2008-2012 CONSOLIDATED PLAN
TABLE 3A - SUMMARY OF SPECIFIC ANNUAL OBJECTIVES AND OUTCOMES**

Dept	Project Name/Specific Objective	Funds Source	Outcome	Accomplishment Type	Program Year	Numbers		Percent Complete	Program Year 2011-12 Comments
						Proposed	Actual		
HOUSING NEEDS - Other Housing/Neighborhood Revitalization and Code Enforcement									
HOU	Neighborhood Enhancement Program SL-3: Sustainability of Suitable Living Environment	CDBG	Provide toolbox of neighborhood improvements to increase aesthetic appeal and complement community development efforts in neighborhood investment and other strategically targeted areas.	People	2008	28,631	14,911	52%	Program received fewer funds than prior year, therefore concentrated efforts in fewer NIP areas.
					2009	28,631	47,200	165%	
					2010	28,631	15,115	53%	
					2011	28,631	13,829	48%	
					2012	28,631		0%	
5-Year Goal						143,155			
DPD DFD CCS	Dedicated SAFE II Expansion Code Inspection - Police/Fire/Code SL-3: Sustainability of Suitable Living Environment	CDBG	Provide strict code and fire enforcement services to substandard properties in high crime areas to bring properties into code compliance.	People	2008	94,592	390,058	412%	
					2009	94,592	189,837	201%	
					2010	94,592	257,594	272%	
					2011	94,592	403,383	426%	
					2012	94,592		0%	
5-Year Goal						472,960			
ATT	Neighborhood Investment Program - Code Compliance SL-3: Sustainability of Suitable Living Environment	CDBG	Reduce neighborhood deterioration by working with Code Compliance to reduce the number of low-grade crimes and public nuisance violations in the targeted neighborhood areas (3 program sites).	People	2008	38,224	37,553	98%	Program not funded in FY 2011-12.
					2009	38,224			
					2010	38,224			
					2011	38,224			
					2012	38,224		0%	
5-Year Goal						191,120			
ATT CCS	Community Prosecution Program - Code Enforcement SL-3: Sustainability of Suitable Living Environment	CDBG	Reduce neighborhood deterioration by reducing the number of low-grade crimes and public nuisance violations (6 program sites).	People	2008	221,332	150,551	68%	Program not funded in FY 2011-12.
					2009	221,332	221,322	100%	
					2010	221,332	151,291	68%	
					2011	221,332			
					2012	221,332		0%	
5-Year Goal						1,106,660			
HOMELESS SERVICES									
HOU	Temporary Emergency Housing SL-1: Availability/Accessibility of Sustainable Living Environment	CDBG	Provide temporary housing to low income homeless families.	Families	2008	24	49	204%	Program not funded in FY 2011-12.
					2009	24	39	163%	
					2010	24			
					2011	24			
					2012	24		0%	
5-Year Goal						120			
HOU	Tenant Based Rental Assistance DH-2: Affordability of Decent Housing	HOME	Provide transitional rental assistance to homeless families and individuals for up to one year, up to 24 months.	Households	2008	102	169	166%	2011 Homeleess families number served represents the number of families served by the City of Dallas (81), plus Dallas County numbers (48).
					2009	102	184	180%	
					2010	102	227	223%	
					2011	102	129	126%	
					2012	102		0%	
5-Year Goal						510			
HOU	Shelter Plus Care DH-2: Affordability of Decent Housing	Shelter Plus Care	Provide long-term tenant based and project based rental assistance and supportive services to homeless families and individuals.	Households	2008	237	312	132%	Prevailing rent in many cases is lower than the FMR and an increase in clients have incomes.
					2009	237	293	124%	
					2010	237	273	115%	
					2011	237	296	125%	
					2012	237		0%	
5-Year Goal						1,185			

**CITY OF DALLAS - PROGRAM YEARS 2008-2012 CONSOLIDATED PLAN
TABLE 3A - SUMMARY OF SPECIFIC ANNUAL OBJECTIVES AND OUTCOMES**

Dept	Project Name/Specific Objective	Funds Source	Outcome	Accomplishment Type	Program Year	Numbers		Percent Complete	Program Year 2011-12 Comments
						Proposed	Actual		
HOU	Supportive Housing Program	Supportive Housing Program	Provide long-term and transitional tenant based and project based rental assistance and supportive services to homeless families and individuals.	Households	2008	107	136	127%	Prevailing rent in many cases is lower than the FMR and an increase in clients have incomes.
					2009	107	144	135%	
	2010				107	146	136%		
	2011				107	138	129%		
	2012				107		0%		
	5-Year Goal				535				
HOU	Essential Services	ESG	Provide direct services to homeless persons to address employment, substance abuse treatment and health prevention services.	People	2008	642	676	105%	
					2009	642	680	106%	
	2010				642	1,222	190%		
	2011				642	633	99%		
	2012				642		0%		
	5-Year Goal				3,210				
HOU	Operations	ESG/ General Fund	Provide operational costs for shelters or transitional housing facilities for homeless persons.	People	2008	1,650	6,530	396%	More clients accessing homeless and shelter services.
					2009	1,650	5,814	352%	
	2010				1,650	4,664	283%		
	2011				1,650	3,654	221%		
	2012				1,650		0%		
	5-Year Goal				8,250				
HOU	Prevention	ESG	Provide rent/mortgage and utility assistance, security deposits, payment to prevent foreclosure on a home and other innovative programs to prevent the incidence of homelessness.	People	2008	753	833	111%	FY 2011-12 original allocation did not include any prevention dollars because of the availability of HPRP funds. The Substantial Amendment approved in June 2012 allocated funds for homeless prevention with program implementation on October 1, 2012.
					2009	753	717	95%	
	2010				753	138	18%		
	2011				753	0	0%		
	2012				753		0%		
	5-Year Goal				3,765				
HOU	Other Self-Sufficiency Partner Programs	Other	Provide computer literacy and other workforce development opportunities through partnerships with El Centro, Texas Workforce Commission, Dallas County Workforce and other local agencies.	People	2008	300	549	183%	Additional demand for employment assistance due to economic conditions.
					2009	300	309	103%	
	2010				300	516	172%		
	2011				300	459	153%		
	2012				300		0%		
	5-Year Goal				1,500				
OTHER HOUSING - Persons living with HIV/AIDS and Their Families									
HOU	Tenant Based Rental Assistance	HOPWA	Provide long-term and transitional rental assistance to persons with HIV/AIDS and their families living in the metropolitan area.	Households	2008	195	155	79%	
					2009	195	171	88%	
	2010				195	193	99%		
	2011				195	189	97%		
	2012				195		0%		
	5-Year Goal				975				
HOU	Prevention	HOPWA	Provide short-term rent, mortgage and utility assistance to persons with HIV/AIDS and their families living in the metropolitan area.	Households	2008	230	259	113%	Goal for FY 2011-12 increased to 300. Additional funds allocated to meet increasing demand.
					2009	230	265	115%	
	2010				230				
	2011				230	370	161%		
	2012				230		0%		
	5-Year Goal				1,150				
HOU	Operations	HOPWA	Provide operational costs, including lease, maintenance, utilities, insurance and furnishings for facilities that provide housing to persons with HIV/AIDS and their families living in the metropolitan area.	Households	2008	225	245	109%	Less client turnover, five fewer units operating
					2009	225	231	103%	
	2010				225	195	87%		
	2011				225	209	93%		
	2012				225		0%		
	5-Year Goal				1,125				

**CITY OF DALLAS - PROGRAM YEARS 2008-2012 CONSOLIDATED PLAN
TABLE 3A - SUMMARY OF SPECIFIC ANNUAL OBJECTIVES AND OUTCOMES**

Dept	Project Name/Specific Objective	Funds Source	Outcome	Accomplishment Type	Program Year	Numbers		Percent Complete	Program Year 2011-12 Comments
						Proposed	Actual		
HOU	Supportive Services	HOPWA	Provide housing services, information, outreach and support to enhance the quality of life for persons living with HIV/AIDS and their families living in the metropolitan area, including hospice/respite care for affected	Households	2008	925	894	97%	
					2009	925	896	97%	
	2010				925	887	96%		
	2011				925	958	104%		
	2012				925		0%		
	5-Year Goal				4,625				
HOU	Facilities Rehab/Repair	HOPWA	Provide rehabilitation/repair funds for facilities in operation that provide housing to persons with HIV/AIDS who live in the metropolitan area.	Housing Units	2008	50	68	136%	
					2009	0	49	0%	
	2010				0	7	0%		
	2011				0	0	0%		
	2012				0		0%		
	5-Year Goal				50				
PUBLIC SERVICE NEEDS - Youth Programs									
OCA	African-American Museum Youth Enrichment Program	CDBG	Provide weekend workshops and summer camps that promote artistic and cultural enrichment of African and African-American cultures for low/mod income youth.	Youth	2008	350	107	31%	Program not funded in FY 2011-12.
					2009	350	120	34%	
	2010				350	156	45%		
	2011				350				
	2012				350		0%		
	5-Year Goal				1,750				
OCA	Arts Education Program	CDBG	Provide the art of theatre while applying critical thinking skills, control of language and life skills.	Youth	2008	100	19	19%	Lack of participation and involvement due to family members being unable to complete the proper paperwork and submit the income certification forms.
					2009	100	29	29%	
	2010				100	29	29%		
	2011				100	10	10%		
	2012				100		0%		
	5-Year Goal				500				
PKR	After-School/Summer Outreach Program	CDBG	Provide after-school and summer outreach programs for youth (ages 6-12) Monday-Friday through structured recreational, cultural, social and life skill activities.	Youth	2008	2,400	3,228	135%	Number served were revised to indicate continuing growth in registration. Worsening economy boosted demand for service.
					2009	2,400	3,051	127%	
	2010				2,400	3,326	139%		
	2011				2,400	3,770	157%		
	2012				2,400		0%		
	5-Year Goal				12,000				
PKR	Summer Youth Program	CDBG	Provide summer recreational programs for at-risk youth from low/mod income households at three sites.	Youth	2008	150	174	116%	Program not funded in FY 2011-12.
					2009	150	165	110%	
	2010				150	155	103%		
	2011								
	2012								
	5-Year Goal				750				
HOU	Child Care Services Program	CDBG/ General Fund	Provide after-school programs and daycare for special needs children, homeless children and children with disabilities.	Youth	2008	116	338	291%	
					2009	116	541	466%	
	2010				116	530	457%		
	2011				116	411	354%		
	2012				116		0%		
	5-Year Goal				580				
HOU	City Child Care Services	CDBG/ Texas Workforce Commission	Provide child care subsidies for low/mod income working parents and teenage parents who are attending school and do not qualify for any other form of public assistance.	Youth	2008	150	176	117%	Reduction in FY 2011-12 funding for the City Child Care Program resulted in less child care assistance.
					2009	150	203	135%	
	2010				150	144	96%		
	2011				150	88	59%		
	2012				150		0%		
	5-Year Goal				750				

**CITY OF DALLAS - PROGRAM YEARS 2008-2012 CONSOLIDATED PLAN
TABLE 3A - SUMMARY OF SPECIFIC ANNUAL OBJECTIVES AND OUTCOMES**

Dept	Project Name/Specific Objective	Funds Source	Outcome	Accomplishment Type	Program Year	Numbers		Percent Complete	Program Year 2011-12 Comments
						Proposed	Actual		
PUBLIC SERVICE NEEDS - Clinical Health Programs									
HOU	Adolescent Substance Abuse - Inpatient	CDBG/ General Fund	Provide residential substance abuse treatment services and education for low income, medically indigent youth.	Youth	2008	18	15	83%	Program not funded in FY 2011-12.
					2009	18	12	67%	
	2010				18	20	111%		
	2011				18				
	2012				18		0%		
	5-Year Goal				90				
HOU	Clinical Dental Care Program	CDBG	Provide dental health services to low income children and youth through age 19.	Youth	2008	500	433	87%	Unable to obtain goal due to reduced program funding.
					2009	500	380	76%	
	2010				500	678	136%		
	2011				500	352	70%		
	2012				500		0%		
	5-Year Goal				2,500				
PUBLIC SERVICE NEEDS - Senior Programs									
HOU	City Geriatric Health	CDBG	Provide nurse-managed preventive health clinics for high-risk adults ages 62+ to identify chronic and screenable disease conditions before they become debilitating.	Seniors	2008	1,050	967	92%	Program not funded in FY 2011-12.
					2009	1,050	531	51%	
	2010				1,050	611	58%		
	2011				1,050				
	2012				1,050		0%		
	5-Year Goal				5,250				
DPD	City Crisis Intervention	CDBG	Provide case management to seniors experiencing mental health crisis, and link to services. Provide assertive street outreach, conduct assessments, and link unsheltered homes persons to treatment services	People	2008	200	443	222%	Reduction /loss of 1 FTE in Grant; greater priority given to critical cases; reduction of target group (street homeless) according to Point-in-Time Count.
					2009	200	2,363	1182%	
	2010				2,300	2,245	98%		
	2011				2,300	663	29%		
	2012				200		0%		
	5-Year Goal				5,200				
HOU	City Office of Senior Affairs	CDBG	Enhance the quality of life for older adults by disseminating support services information and providing direct and emergency support services.	Seniors	2008	4,800	4,510	94%	
					2009	4,800	5,395	112%	
	2010				4,800	4,987	104%		
	2011				4,800	5,379	112%		
	2012				4,800		0%		
	5-Year Goal				24,000				
HOU	Senior Services Program	CDBG	Provide case management and other programs for seniors, as well as investigative support services in both community and institutional settings.	Seniors	2008	1,500	1,330	89%	Due to budget cuts, the agencies have been unable to obtain projected goal.
					2009	1,500	1,445	96%	
	2010				1,500	1,412	94%		
	2011				1,500	1,103	74%		
	2012				1,500		0%		
	5-Year Goal				7,500				
PUBLIC SERVICE NEEDS - Other Public Service Activities (Youth)									
HOU	Teen Violence - Victim Outreach	CDBG	Provide programs in support of victims of teen violence prevention through education and direct services.	Youth	2008	300	450	150%	Program not funded in FY 2011-12.
					2009	300	306	102%	
	2010				300	328	109%		
	2011				300				
	2012				300		0%		
	5-Year Goal				1,500				

**CITY OF DALLAS - PROGRAM YEARS 2008-2012 CONSOLIDATED PLAN
TABLE 3A - SUMMARY OF SPECIFIC ANNUAL OBJECTIVES AND OUTCOMES**

Dept	Project Name/Specific Objective	Funds Source	Outcome	Accomplishment Type	Program Year	Numbers		Percent Complete	Program Year 2011-12 Comments
						Proposed	Actual		
PKR	Youth Entrepreneurial After-School Program	CDBG	Provides youth with transferable work knowledge, skills and experience towards entrepreneurship.	Youth	2008				Program not funded in FY 2011-12.
					2009				
	2010	45	47	100%					
	2011								
	2012								
5-Year Goal						45			
PUBLIC SERVICE NEEDS - Other Public Service Activities (Non-Youth)									
DPD	City Crisis Intervention Homeless Outreach	CDBG	Provide outreach to chronic homeless individuals for the purpose of engagement, assessment and referral to professional agencies to help them become self-sufficient.	People	2008	2,000	2,058	103%	Program merged with City Crisis Intervention Program.
					2009				
	2010	2,000		0%					
	2011	2,000		0%					
	2012	2,000		0%					
5-Year Goal						8,000			
ECO	Small Business Development Training & Mentoring	CDBG	Provide hands-on business/financial literacy training, business development services, microcredit and support group mentoring to increase economic stability and self-sufficiency to low/mod income entrepreneurs.	People	2008				This program was canceled by the City.
					2009	150		0%	
	2010								
	2011								
	2012								
5-Year Goal									
HOU	Women's Outreach Program	CDBG	Provides supportive services to women being assisted from substance abuse, criminal behavior and mental illness into healthy and productive lifestyles.	People	2008				Program not funded in FY 2011-12.
					2009				
	2010	10	10	100%					
	2011								
	2012								
5-Year Goal						10			
LIB	Literacy Program	CDBG	Provides neighborhood parents and preschool children with interactive reading workshops and materials to enhance reading skills.	People	2008				
					2009				
	2010								
	2011								
	2012								
5-Year Goal						0			
HOU	Training and Employment for Adults with Disabilities	CDBG	Provides development of life skills, vocational training and job placement for adults with disabilities.	People	2008				Due to budget cuts, the agency has been unable to serve as many adults as the City proposed in FY 2011-12.
					2009				
	2010	165	151	92%					
	2011	150	70	47%					
	2012	TBD							
5-Year Goal						315			
HOU	Offender Re-entry Program (HOU)	CDBG	Provide pre-/post-release employment and housing placement for ex-offenders, as well as address substance abuse and mental health needs.	People	2008	80	85	106%	
					2009	80	80	100%	
	2010	80	64	80%					
	2011	80	81	101%					
	2012	80		0%					
5-Year Goal						400			
HOU	Parenting and Early Childhood Development	CDBG	Provide parenting and child development skills to adolescent parents (up to age 18) of children 0-3 years old.	Families	2008	25	25	100%	Program not funded in FY 2011-12.
					2009	25	25	100%	
	2010	25	25	100%					
	2011	25							
	2012	25		0%					
5-Year Goal						125			

**CITY OF DALLAS - PROGRAM YEARS 2008-2012 CONSOLIDATED PLAN
TABLE 3A - SUMMARY OF SPECIFIC ANNUAL OBJECTIVES AND OUTCOMES**

Dept	Project Name/Specific Objective	Funds Source	Outcome	Accomplishment Type	Program Year	Numbers		Percent Complete	Program Year 2011-12 Comments
						Proposed	Actual		
HOU	Community Youth and Senior Program (West Oak Cliff)	CDBG	Provide educational, recreational and social services to children, youth and seniors in the area.	People	2008	60	33	55%	The one West Oak Cliff Senior Service provider closed their doors in June 2012. they ere no longer receiving funds and reporting outcomes as of May 2012.
					2009	60			
	2010				60				
	2011				60	20	33%		
	2012				60		0%		
	5-Year Goal				300				
ATT	Offender Re-entry Program (ATT)	CDBG	Provide ex-offenders an opportunity to re-enter the City of Dallas by providing a strategic plan to address needs of ex-offenders.	People	2008	950	6,458	680%	Program not funded in FY 2011-12.
					2009	950	6,425	676%	
	2010				950				
	2011				950				
	2012				950		0%		
	5-Year Goal				4,750				
ATT	South Dallas/Fair Park Community Court	CDBG	Provide an opportunity to enforce municipal laws for offenses and code violations of properties.	People	2008	83,596	18,707	22%	
					2009	83,596	83,596	100%	
	2010				83,596	107,440	129%		
	2011				83,596	107,440	129%		
	2012				83,596		0%		
	5-Year Goal				417,980				
ATT	South Oak Cliff Community Court	CDBG	Provide an opportunity to enforce municipal laws for offenses and code violations of properties.	People	2008				
					2009				
	2010				73,906	73,906	100%		
	2011				73,906	73,906	100%		
	2012				73,906		0%		
	5-Year Goal				221,718				
ATT	West Dallas Community Court	CDBG	Provide an opportunity to enforce municipal laws for offenses and code violations of properties.	People	2008				
					2009				
	2010				59,639	59,639	100%		
	2011				59,639	59,639	100%		
	2012				59,639		0%		
	5-Year Goal				178,917				
PUBLIC FACILITY NEEDS - Construct, Renovate or Expand City Facilities									
PKR	Recreational Facilities	CDBG/ Bond	N/A	People	2008	0	0	0%	N/A
					2009	0	0	0%	
	2010				0	0	0%		
	2011				0	0	0%		
	2012				0	0	0%		
	5-Year Goal				0				
PKR	Playgrounds	CDBG	N/A	People	2008	0	0	0%	N/A
					2009	0	0	0%	
	2010				0	0	0%		
	2011				0	0	0%		
	2012				0	0	0%		
	5-Year Goal				0				
PKR	Neighborhood Parks	CDBG	2009 - Ferguson Park Trail Improvements	People	2008	3	0	0%	N/A
					2009	1	0	0%	
	2010				0	0	0%		
	2011				0	0	0%		
	2012				0	0	0%		
	5-Year Goal				4				

**CITY OF DALLAS - PROGRAM YEARS 2008-2012 CONSOLIDATED PLAN
TABLE 3A - SUMMARY OF SPECIFIC ANNUAL OBJECTIVES AND OUTCOMES**

Dept	Project Name/Specific Objective	Funds Source	Outcome	Accomplishment Type	Program Year	Numbers		Percent Complete	Program Year 2011-12 Comments
						Proposed	Actual		
LIB	Library Facilities	CDBG	N/A	People	2008	0	0	0%	N/A
					2009	0	0	0%	
	2010				0	0	0%		
	2011				0	0	0%		
	2012				0	0	0%		
	SL-3: Sustainability of Suitable Living Environment								
5-Year Goal						0			
INFRASTRUCTURE - Infrastructure Improvements									
PBW	Neighborhood Street Petition Grant	CDBG	Provides grants to low/mod income resident property owners for their share of the costs associated with alley, sidewalk and street paving improvements.	People	2008	25	11	44%	
					2009	20	20	100%	
	2010				20	21	105%		
	2011				25	34	136%		
	2012				30	0	0%		
	SL-3: Sustainability of Suitable Living Environment								
5-Year Goal						120			
PBW	Sidewalk Improvement Program	CDBG	Deteriorated sidewalks in the 300-900 blocks of North Marsalis Avenue will be replaced.	People	2008	40	0	0%	
					2009	0	4	0%	
	2010				0	0	0%		
	2011				0	0	0%		
	2012				0	0	0%		
	SL-3: Sustainability of Suitable Living Environment								
5-Year Goal						40			
HOU	Neighborhood Investment Program (NIP)	CDBG	Provide public improvement projects to address concerns for public health and safety and provide focus for new developments to stabilize neighborhoods and build communities.	People	2008	2,097	23,314	1112%	Although Program received more funds than the prior year, it is concentrating its efforts in only 3 of the 5 NIP target areas to continue in projects that are already planned/underway.
					2009	2,097	47,200	2251%	
	2010				2,097	23,876	1139%		
	2011				2,097	0	0%		
	2012				2,097	0	0%		
	SL-3: Sustainability of Suitable Living Environment								
5-Year Goal						10,485			
ECONOMIC DEVELOPMENT - Financial Assistance to Small Businesses									
ECO	Southern Dallas Development Corporation (SDDC)	CDBG	Business loans (for profit).	Businesses	2008	10	6	60%	N/A
					2009	10	5	50%	
	2010				10	3	30%		
	2011				10	5	50%		
	2012				10	0	0%		
	EO-2: Affordability of Economic Opportunity								
5-Year Goal						50			
ECO	Southern Dallas Development Corporation (SDDC)	CDBG	Jobs created.	Jobs	2008	14	20	143%	N/A
					2009	14	16	114%	
	2010				14	39	279%		
	2011				14	22	157%		
	2012				14	0	0%		
	EO-2: Affordability of Economic Opportunity								
5-Year Goal						70			
ECONOMIC DEVELOPMENT - Technical Assistance to LMI Persons Own/Developing Micro-Enterprise Businesses									
ECO	Business Assistance Centers (BACs)	CDBG	Provide comprehensive technical assistance (TA) and support services to micro-enterprise incubator tenants and existing businesses clients and prospective new micro-enterprises (8 BACs).	Businesses	2008	750	786	105%	N/A
					2009	750	823	110%	
	2010				750	714	95%		
	2011				750	789	105%		
	2012				750	0	0%		
	EO-2: Affordability of Economic Opportunity								
5-Year Goal						3,750			

**CITY OF DALLAS - PROGRAM YEARS 2008-2012 CONSOLIDATED PLAN
TABLE 3A - SUMMARY OF SPECIFIC ANNUAL OBJECTIVES AND OUTCOMES**

Dept	Project Name/Specific Objective	Funds Source	Outcome	Accomplishment Type	Program Year	Numbers		Percent Complete	Program Year 2011-12 Comments
						Proposed	Actual		
ECO	Business Assistance Centers (BACs)	CDBG	Total number attending BAC TA sessions or accessing support services. Number may include those potential entrepreneurs attending multiple TA sessions, but not captured in the above category (8 BACs).	People	2008	100	467	467%	N/A
					2009	100	554	554%	
	2010				100	883	883%		
	2011				100	940	940%		
	2012				100	0	0%		
	EO-2: Affordability of Economic Opportunity								
5-Year Goal						500			
OTHER NEEDS - Code Enforcement (Revitalize and Preserve Neighborhoods by Enhancing Code Enforcement Activities)									
CCS	Code Enforcement - Neighborhood Investment Program (NIP)	CDBG	Provide enhanced code enforcement activities in the targeted NIP areas.	Inspections	2008	5,800	4,495	78%	Stability had the greatest impact on code enforcement activities which resulted in staff familiarity of the target areas and a more focused approach that affected a productive outcome
					2009	6,380	10,826	170%	
	2010				7,018	17,457	249%		
	2011				7,719	18,361	238%		
	2012				8,490	0	0%		
	SL-3: Sustainability of Suitable Living Environment								
5-Year Goal						35,407			
CCS	Code Enforcement - Neighborhood Investment Program (NIP)	CDBG/ General Fund	Monitor and expand the Multifamily Inspection Program.	Units= Complexes	2008	1,045	1,426	136%	The Multifamily inspection program was revamped to ensure more timely inspections and/or identification of multi-tenant properties throughout the designated areas
					2009	1,045	1,528	146%	
	2010				1,045	1,447	138%		
	2011				1,045	1,304	125%		
	2012				1,045	0	0%		
	SL-3: Sustainability of Suitable Living Environment								
5-Year Goal						5,225			
CCS	Code Enforcement - Neighborhood Investment Program (NIP)	General Fund	Aggressively pursue the Graffiti Removal Program (abatement).	Buildings	2008	750	865	115%	The Graffiti Removal Program was streamlined to effect a more timely referral and abatement process.
					2009	825	1,226	149%	
	2010				907	2,711	299%		
	2011				997	958	96%		
	2012				1,096	0	0%		
	SL-3: Sustainability of Suitable Living Environment								
5-Year Goal						4,575			
CCS	Code Enforcement - Neighborhood Investment Program (NIP)	CDBG	Develop and implement a code enforcement public awareness campaign.	Events	2008	3	3	100%	Code enforcement public awareness campaigns were shared at National Night Out, Career Days and with various Community Groups
					2009	5	6	120%	
	2010				7	17	243%		
	2011				9	130	1444%		
	2012				11	0	0%		
	SL-3: Sustainability of Suitable Living Environment								
5-Year Goal						35			
HISTORIC PRESERVATION									
DEV	Update Historic Preservation Plan	CDBG	N/A	Historic Preservation Plan	2008	0	0	0%	Program not funded in FY 2011-12.
					2009	1	0	0%	
	2010				0				
	2011				0				
	2012				0	0	0%		
	N/A								
5-Year Goal						1			
DEV	Section 106 Reviews/Historic American Building Surveys	CDBG	Conduct citywide Section 106 Reviews and Historic American Building Survey (HABS) documentation for projects utilizing HUD/CDBG funding.	Buildings	2008	950	1,263	133%	Program not funded in FY 2011-12.
					2009	950	1,332	140%	
	2010				950				
	2011				950				
	2012				950	0	0%		
	N/A								
5-Year Goal						4,750			
DEV	Historic Preservation	CDBG	Grants for housing repair and rehabilitation in low income National Register and City Landmark Historic Districts in CDBG target neighborhoods.	Housing	2008	0	0	0%	Program not funded in FY 2011-12.
					2009	10	0	0%	
	2010				10				
	2011				10				
	2012				10	0	0%		
	N/A								
5-Year Goal						40			

**CITY OF DALLAS - PROGRAM YEARS 2008-2012 CONSOLIDATED PLAN
TABLE 3A - SUMMARY OF SPECIFIC ANNUAL OBJECTIVES AND OUTCOMES**

Dept	Project Name/Specific Objective	Funds Source	Outcome	Accomplishment Type	Program Year	Numbers		Percent Complete	Program Year 2011-12 Comments
						Proposed	Actual		
DEV	Historic Preservation	CDBG	Conduct National Register Surveys and research to update the City's National Register Historic Districts.	Buildings and Sites	2008	1,155	681	59%	Program not funded in FY 2011-12.
	N/A				2009	1,155	0	0%	
					2010	750			
					2011	500			
					2012	500	0	0%	
5-Year Goal						4,060			
FAIR HOUSING									
OFS	Fair Housing	CDBG	Housing assistance inquiries processed and/or referred annually.	People	2008	1,200	1,312	109%	Number of inquires have grown as citizen's and other agencies have become more aware of services offered by the Dallas Fair Housing Office.
	N/A				2009	1,200	1,469	122%	
					2010	1,200	1,462	122%	
					2011	1,200	1,411	118%	
					2012	1,200	0	0%	
5-Year Goal						6,000			
OFS	Fair Housing	CDBG	Investigate discrimination complaints of violations of the Fair Housing Ordinance.	Complaints	2008	70	78	111%	Investigations have increased due to a larger number of cases referred by HUD and overall increase in the number of complaints.
	N/A				2009	70	100	143%	
					2010	70	104	149%	
					2011	70	119	170%	
					2012	70	0	0%	
5-Year Goal						350			
OFS	Fair Housing	CDBG	Provide fair housing education and outreach.	Events	2008	70	96	137%	Decrease is due to staff leave of absence.
	N/A				2009	70	124	177%	
					2010	70	42	60%	
					2011	70	56	80%	
					2012	70	0	0%	
5-Year Goal						350			
OFS	Fair Housing	CDBG	Approve and monitor Affirmative Fair Housing Marketing Plans (AFHMO) for city assisted housing programs and projects.	Housing Complexes	2008	38	42	111%	No explanation required
	N/A				2009	38	39	103%	
					2010	38	40	105%	
					2011	38	45	118%	
					2012	38	0	0%	
5-Year Goal						190			

This page intentionally left blank.

12. SECTION 108

This page intentionally left blank.

FY 2011-12 Section 108 Project Narrative
City of Dallas Housing/Community Services Department

The Section 108 Loan Guarantee Intown Housing Program was designed to increase the vitality of the Central Business District (CBD) by providing mixed income housing through joint ventures with housing developers. The projects listed below were adaptive reuses of existing blighted structures where City participation was essential for the projects to be successful. The loan was used for gap financing for developers who could not secure funding through other sources. In FY 1997-98, the City received approval of Section 108 assistance which consisted of pledging CDBG entitlement funds to guarantee a note in the amount of \$25 million. And, between FY 2010-2012, the City was approved for a total of \$29,442,000 in Section 108 assistance.

In exchange for the Section 108 loan, the developers had to designate a specific number of units as “Affordable” to rent to residents of the City of Dallas in low and moderate income households having income equal to or less than the Section 8 low and moderate income limit (defined as “Eligible” households) established by HUD. The Affordable Units mentioned below will remain available for Eligible low and moderate income Dallas residents for fifteen (15) years through enforcement of a Deed Restriction placed on the properties by the City.

The Davis Building

In March 2002, the City executed the Section 108 loan agreement with Hamilton Davis, L.L.P, owner of the real property (The Davis Building) located at 1309 Main Street for \$7,026,189. The loan enabled the owner to rehabilitate and redevelop the property which included one hundred eighty-three (183) multi-family loft-style apartment (“Rental”) units. Of the total 183 units improved, forty (40) of the units were made affordable to rent to residents of the City of Dallas in low and moderate income households. The Deed Restriction covenant will remain in force until March 2017.

The Kirby Residences

In February 1998, the City executed a Section 108 loan agreement with Walt Hall Kirby Associates, LTD, owner of the real property (The Kirby Residences) located at 1509 Main Street for \$5,000,000. The loan enabled the owner to make reconstruction improvements to the property which included one hundred fifty-seven (157) multi-family apartment (“Rental”) units. Of the total 157 units improved, fifty-seven (57) of the units were made affordable to rent to residents of the City of Dallas in low and moderate income households. The Deed Restriction covenant will remain in force until February 2013.

Eban Village

In February 2000, the City executed a Section 108 loan agreement with Eban Village I, LTD, owner of the real property (Eban Village) located at 2710 Jeffries Street for \$440,609. The loan enabled the owner to make reconstruction improvements to the property which included one hundred ten (110) multi-family apartment (“Rental”) units.

FY 2011-12 Section 108 Project Narrative
City of Dallas Housing/Community Services Department

All 110 units were made affordable to rent to residents of the City of Dallas in low and moderate income households. The Deed Restriction covenant will remain in force until February 2015.

Continental Building

In September 2011, the City executed a Section 108 loan agreement with FC Dallas TIF, LLC, owner of the real property (Continental Building) located at 1810 Commerce Street for \$7,600,000. The loan will enable the owner to make reconstruction improvements to the property which will include 199 multi-family apartment (“Rental”) units. Of the total 199 improved, 40 units will be made affordable to rent to residents of the City of Dallas in low and moderate income households. Construction is underway with completion anticipated in December 2012.

Lancaster Urban Village

In September 2012, the City executed a Section 108 loan agreement with CityWide Community Development Corporation, owner of the real property (Lancaster Urban Village) located at 4343-4411 Lancaster Road for \$8,492,000. The loan will enable the owner to construct 14,000 square feet of retail/office space, 193 multi-family apartment (“Rental”) units, and a parking garage. All of the units will be made affordable to rent to residents of the City of Dallas in low and moderate income households. Construction is underway with completion anticipated in December 2013.

Lake Highlands Town Center

In July 2012, the City received notice of a Section 108 loan award from HUD for a loan with PCLH Land Partners LP, owner of the real property (Lake Highlands Town Center) located at 7140-7160 Skillman Street for \$13,350,000. The loan will enable the owner to construct 165,000 square feet of commercial space and a multi-level parking structure which will create an estimated 475 permanent jobs including approximately 394 jobs to be held by low and moderate income individuals. Loan closing and construction are pending.

Project Name	Address	Original Loan Amount	Term of Affordability	Total # Units	Latest Review Date	Next Review Date	Comment
Davis Building	1309 Main Street	\$ 7,026,189.00	15 years (3/2017)	183	8/15/2012	11/15/2012	Owner has maintained required 40 affordable units.
Kirby Building Lofts	1509 Main Street	\$ 5,000,000.00	15 years (2/2013)	157	8/8/2012	11/8/2012	Owner has maintained required 57 affordable units.
Eban Village	2710 Jeffries Street	\$ 440,609.00	15 years (2/2015)	110	11/15/2011	11/13/2012	Owner has maintained required 110 units.
Continental Building	1810 Commerce Street	\$ 7,600,000.00	15 years	199			Construction underway, completion anticipated in December 2012. There will be 40 affordable units.
Lancaster Urban Village	4343-4411 Lancaster Rd.	\$ 8,492,000.00	15 years	193			Construction underway, completion anticipated in December 2013. All 193 units will be affordable
Lake Highlands Town Center	7140-7150 Skillman St.	\$ 13,350,000.00	15 years	N/A			Loan closing and construction pending. This will be all commercial providing 394 low and moderate jobs.

This page intentionally left blank.

13. MAPS

This page intentionally left blank.

MAPS

2010 Census Tracts

- **CD Eligible Census Tracts and Block Groups**
- **Minority Population Greater Than 50%** - Areas of Minority Concentration – Those census tracts within the City of Dallas where 50% or more of the residents are of Hispanic ethnicity and/or those who are self-identified as non-white based on 2010 census data.
- **Percentage of Black Population**
- **Percentage of Hispanic Population**
- **Neighborhood Investment Program**

This page intentionally left blank.

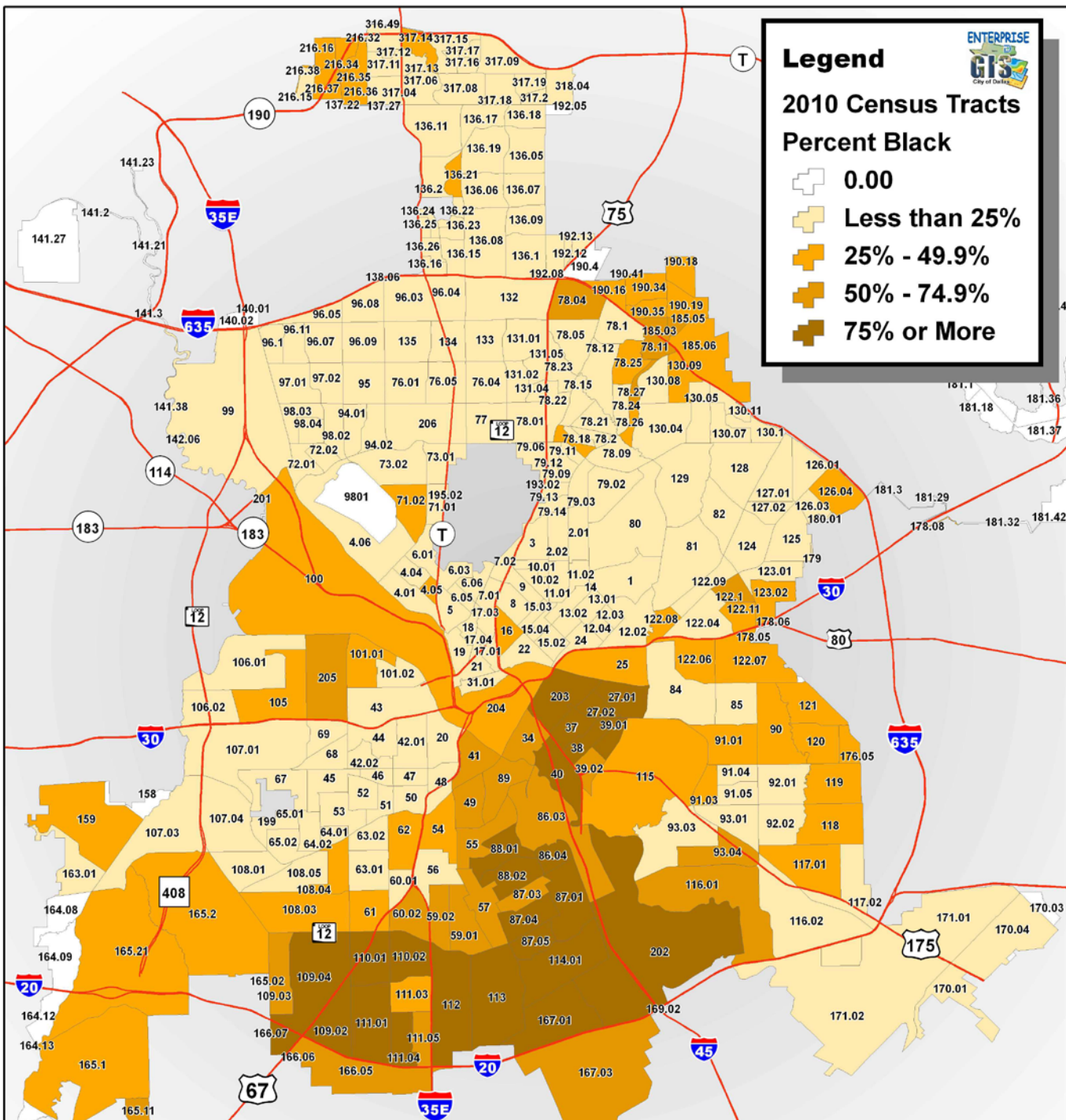
CDBG ELIGIBLE TRACKS				
0004.03	0043.00	0078.06	0093.01	0117.02
0004.05	0047.00	0078.11	0093.03	0118.00
0008.00	0048.00	0078.14	0093.04	0120.00
0009.00	0049.00	0078.15	0096.10	0121.00
0012.04	0050.00	0078.16	0098.02	0122.08
0015.02	0051.00	0078.18	0098.04	0122.10
0015.03	0052.00	0078.19	0099.00	0123.01
0015.04	0053.00	0084.00	0101.01	0123.02
0020.00	0055.00	0085.00	0101.02	0127.01
0021.00	0056.00	0086.03	0102.00	0164.08
0024.00	0057.00	0086.04	0104.00	0165.02
0025.00	0059.01	0087.01	0106.01	0166.05
0027.01	0059.02	0087.03	0106.02	0166.07
0027.02	0060.01	0087.04	0107.01	0167.01
0029.00	0060.02	0087.05	0107.03	0169.01
0033.00	0063.01	0088.01	0107.04	0170.03
0034.00	0063.02	0088.02	0108.01	0170.04
0035.00	0064.00	0089.00	0109.01	0171.02
0037.00	0065.01	0090.00	0111.04	0180.01
0038.00	0065.02	0091.01	0111.05	0181.26
0039.01	0067.00	0091.03	0114.01	0185.04
0039.02	0068.00	0091.04	0114.02	0192.08
0040.00	0069.00	0091.05	0115.00	0192.09
0041.00	0072.01	0092.01	0116.01	0216.06
0042.02	0072.02	0092.02	0117.01	

CD ELIGIBLE BLOCK GROUPS			
0004.012	0046.003	0098.033	0125.005
0004.013	0054.001	0100.001	125
0004.014	0054.003	0100.002	0126.011
0004.042	0054.004	0105.001	0126.021
0004.044	0054.005	0105.002	0126.023
0005.001	0054.006	0105.003	0126.024
0005.002	0061.001	0108.021	0127.021
0005.003	0061.003	0108.023	0127.022
0006.012	0062.001	0108.024	0128.001
0006.013	0062.003	0108.035	0128.006
0006.014	0062.004	0108.036	0128.007
0006.034	0062.005	0109.022	0129.001
0006.035	0071.021	0110.012	0130.053
0007.022	0071.022	0110.013	0130.054
0010.022	0071.023	0111.031	0130.061
0010.023	0071.024	0111.032	0130.063
0011.015	0071.025	0112.001	0130.091
0012.021	0078.042	0112.002	0131.032
0012.023	0078.043	0112.004	0131.033
0012.032	0078.051	0113.003	0136.091
0013.013	0078.093	0116.021	0136.132
0013.021	0078.101	0116.022	0136.143
0013.022	0078.102	0116.023	0136.151
0013.024	0078.103	0116.024	0136.162
0014.003	0078.134	0119.001	0165.012
0014.004	0078.135	0119.002	0165.013
0016.001	0079.024	0119.003	0165.112
0016.002	0079.031	0122.045	0167.031
0016.003	0079.055	0122.061	0170.014
0022.001	0079.072	0122.071	0171.012
0022.003	0082.002	0122.073	0176.032
0042.012	0082.004	0122.092	0179.002
0042.013	0094.012	0122.112	0185.031
0042.014	0096.042	0122.113	0190.162
0042.015	0096.053	0124.001	0190.163
0045.001	0096.054	0124.002	0190.191
0045.002	0096.081	0125.001	0190.192
0045.004	0097.012	0125.003	0190.342
0046.001	0098.032	0125.004	

Legend

**2010 Census Tracts
Percent Black**

- 0.00
- Less than 25%
- 25% - 49.9%
- 50% - 74.9%
- 75% or More



**Citywide % of Population
Black = 25.0%**
Census Bureau 2010 Census



0 1 2 4 6 8 Miles

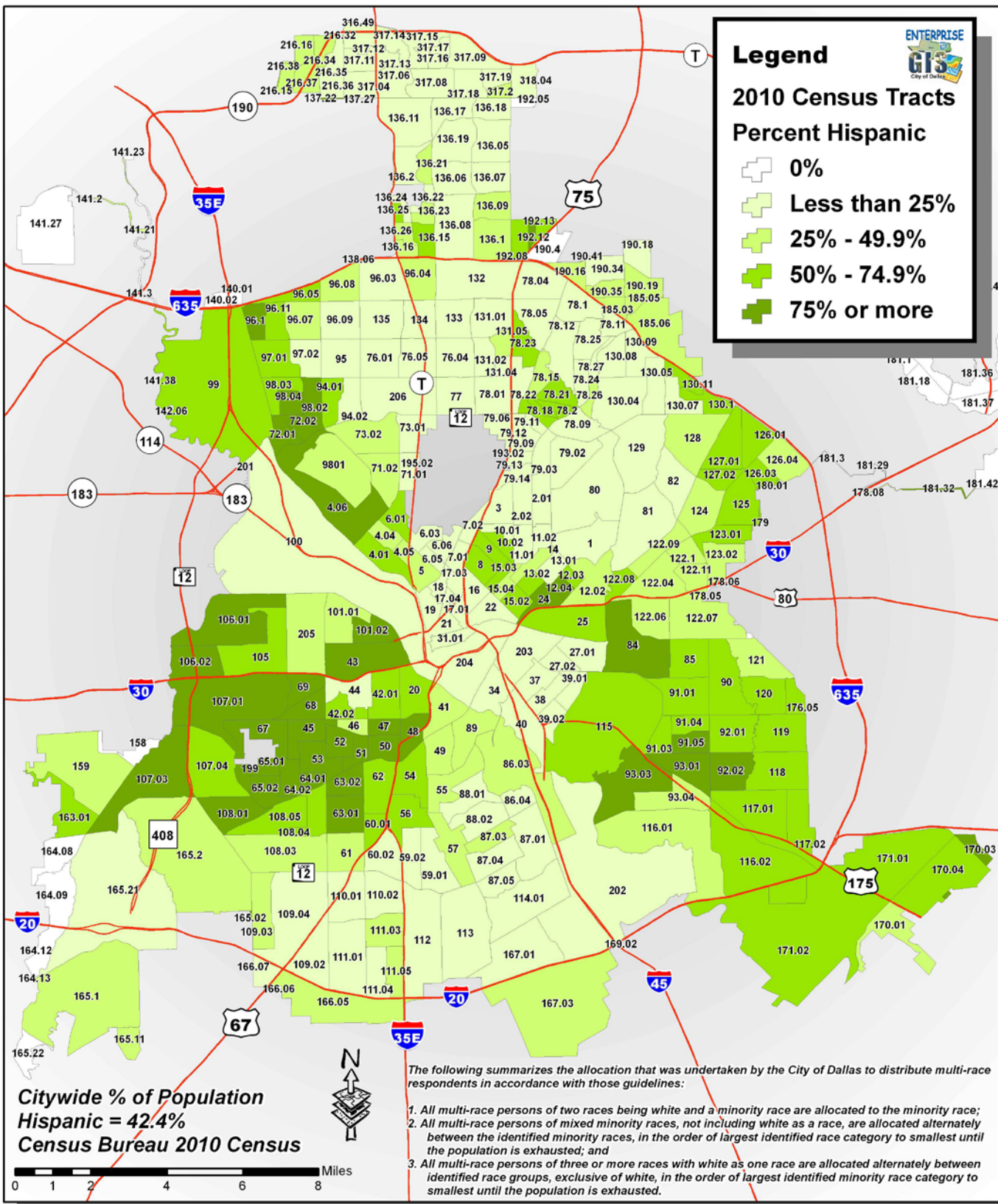
The following summarizes the allocation that was undertaken by the City of Dallas to distribute multi-race respondents in accordance with those guidelines:

1. All multi-race persons of two races being white and a minority race are allocated to the minority race;
2. All multi-race persons of mixed minority races, not including white as a race, are allocated alternately between the identified minority races, in the order of largest identified race category to smallest until the population is exhausted; and
3. All multi-race persons of three or more races with white as one race are allocated alternately between identified race groups, exclusive of white, in the order of largest identified minority race category to smallest until the population is exhausted.

Data Source:
Census Tracts - U.S. Census Bureau
Freeways - Enterprise GIS Dallas

This data is believed to be correct, but its accuracy cannot be guaranteed. It is the users' responsibility to confirm the accuracy of this data. Please contact the original creators of this data for questions pertaining to its use. Information about this data can be viewed in the metadata file associated with it. If you have any questions please contact the City of Dallas Infrastructure and Management/GIS Division

Percentage of Black Population By Census Tract 2010 City of Dallas



Legend

2010 Census Tracts
Percent Hispanic

- 0%
- Less than 25%
- 25% - 49.9%
- 50% - 74.9%
- 75% or more

Citywide % of Population Hispanic = 42.4%
Census Bureau 2010 Census

The following summarizes the allocation that was undertaken by the City of Dallas to distribute multi-race respondents in accordance with those guidelines:

1. All multi-race persons of two races being white and a minority race are allocated to the minority race;
2. All multi-race persons of mixed minority races, not including white as a race, are allocated alternately between the identified minority races, in the order of largest identified race category to smallest until the population is exhausted; and
3. All multi-race persons of three or more races with white as one race are allocated alternately between identified race groups, exclusive of white, in the order of largest identified minority race category to smallest until the population is exhausted.

Data Source:
Census Tracts - U.S. Census Bureau
Freeways - Enterprise GIS Dallas

Percentage of Hispanic Population By Census Tract 2010 City of Dallas

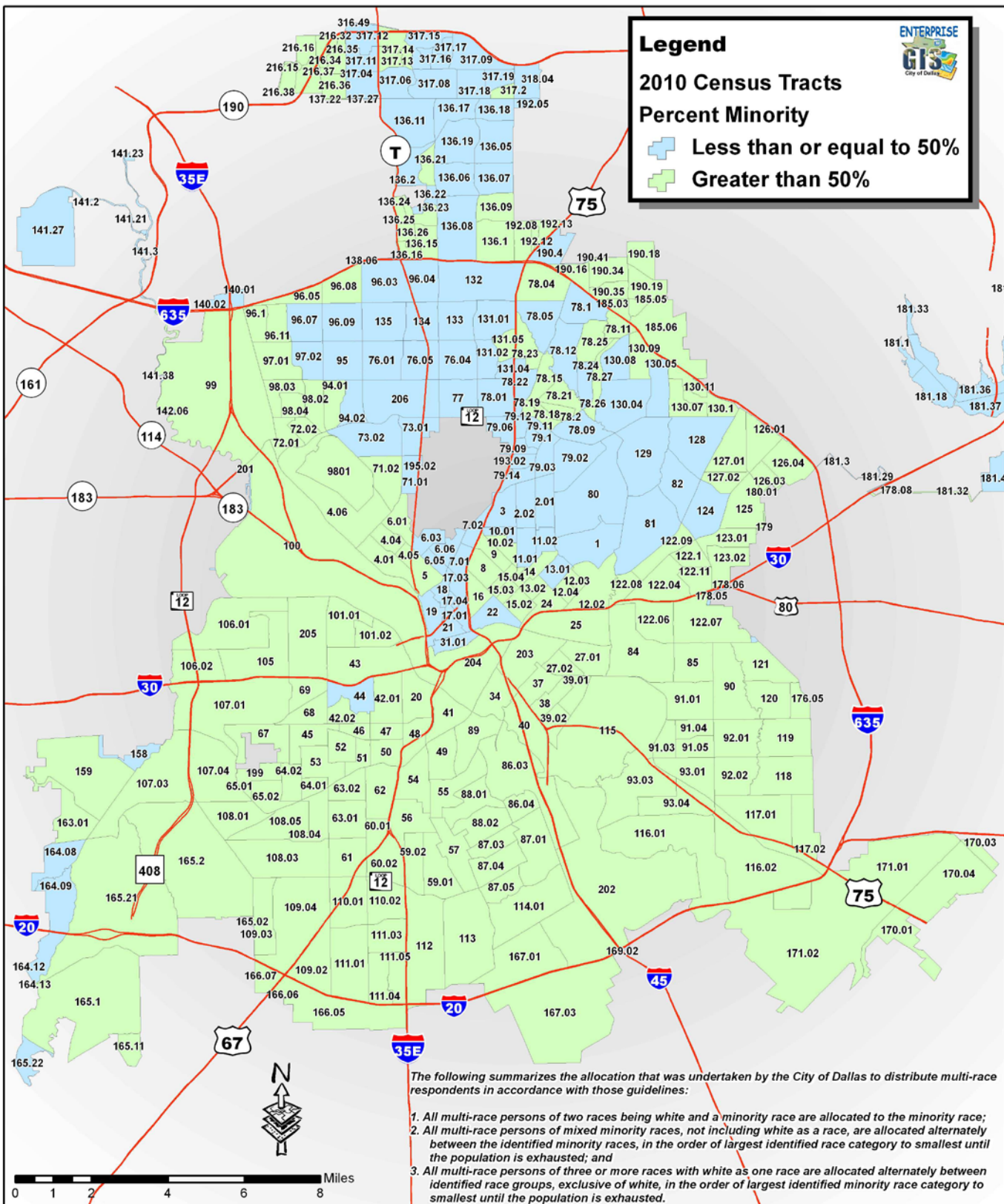
This data is believed to be correct, but its accuracy cannot be guaranteed. It is the users' responsibility to confirm the accuracy of this data. Please contact the original creators of this data for questions pertaining to its use. Information about this data can be viewed in the metadata file associated with it. If you have any questions please contact the City of Dallas Infrastructure and Management/GIS Division
City of Dallas 2011 CAPER

Legend

2010 Census Tracts

Percent Minority

- Less than or equal to 50%
- Greater than 50%



The following summarizes the allocation that was undertaken by the City of Dallas to distribute multi-race respondents in accordance with those guidelines:

1. All multi-race persons of two races being white and a minority race are allocated to the minority race;
2. All multi-race persons of mixed minority races, not including white as a race, are allocated alternately between the identified minority races, in the order of largest identified race category to smallest until the population is exhausted; and
3. All multi-race persons of three or more races with white as one race are allocated alternately between identified race groups, exclusive of white, in the order of largest identified minority race category to smallest until the population is exhausted.

Data Source:
Census Tracts - U.S. Census Bureau
Freeways - Enterprise GIS Dallas

This data is believed to be correct, but its accuracy cannot be guaranteed. It is the users' responsibility to confirm the accuracy of this data. Please contact the original creators of this data for questions pertaining to its use. Information about this data can be viewed in the metadata file associated with it. If you have any questions please contact the City of Dallas Infrastructure and Management/GIS Division

Minority Population Greater than 50% By Census Tract 2010 City of Dallas

NIP

West Dallas

ENACTED TARGET AREA: 2003

COUNCIL DISTRICTS: 4, 2

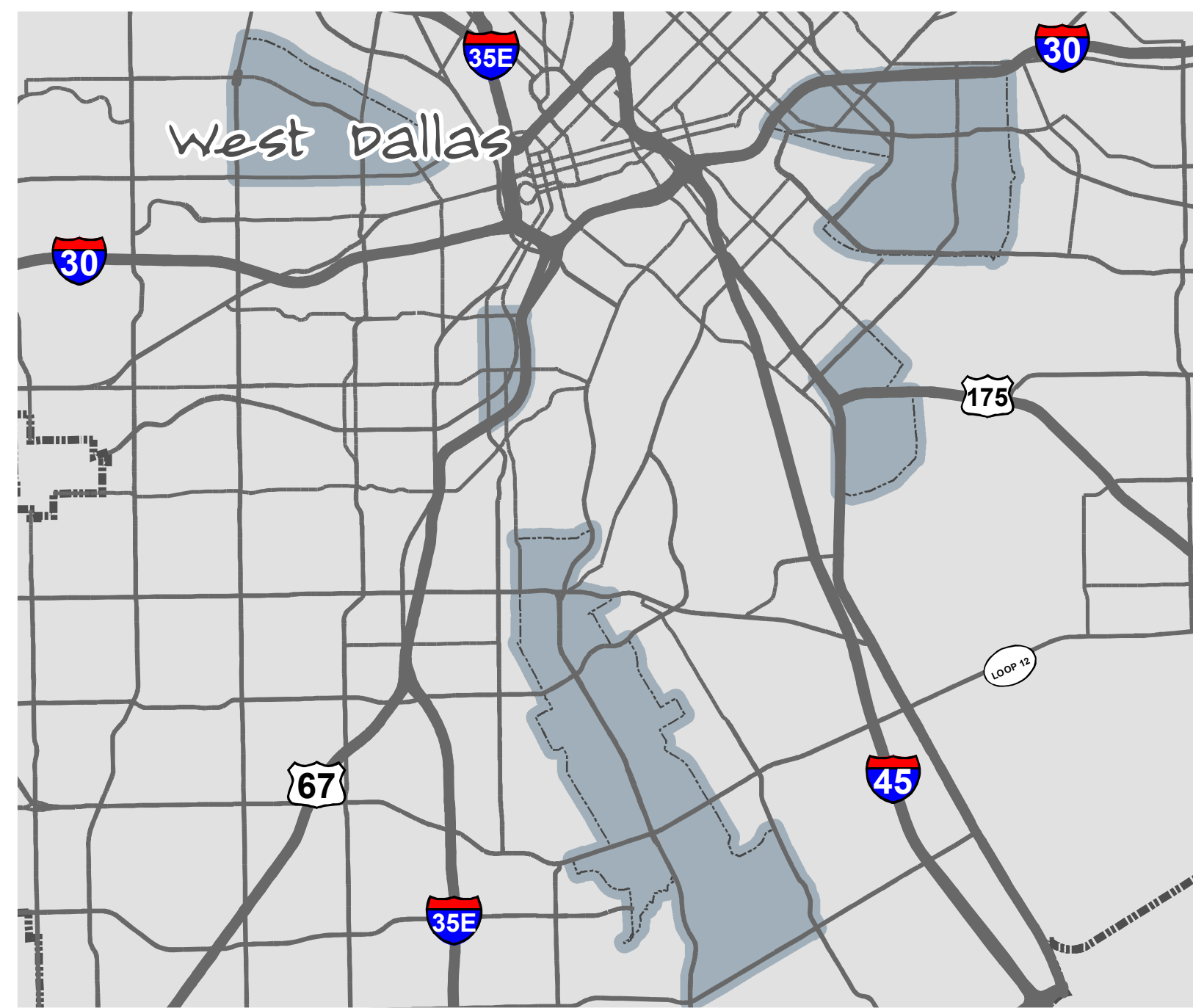
CENSUS TRACTS: 101.01, 101.02

BLOCK GROUP: 101.011 - 101.015,
101.021 - 101.023


ZIP CODE: 75212

POPULATION: 7,226 (2000 CENSUS)

NEIGHBORHOOD: WEST DALLAS



-  NIP Area Boundary
-  Highway
-  Major Highway
-  Minor Highway
-  Lakes and Rivers
-  Parks



NIP

South Dallas / Fair Park

ENACTED TARGET AREA: 2003

COUNCIL DISTRICTS: 2, 7

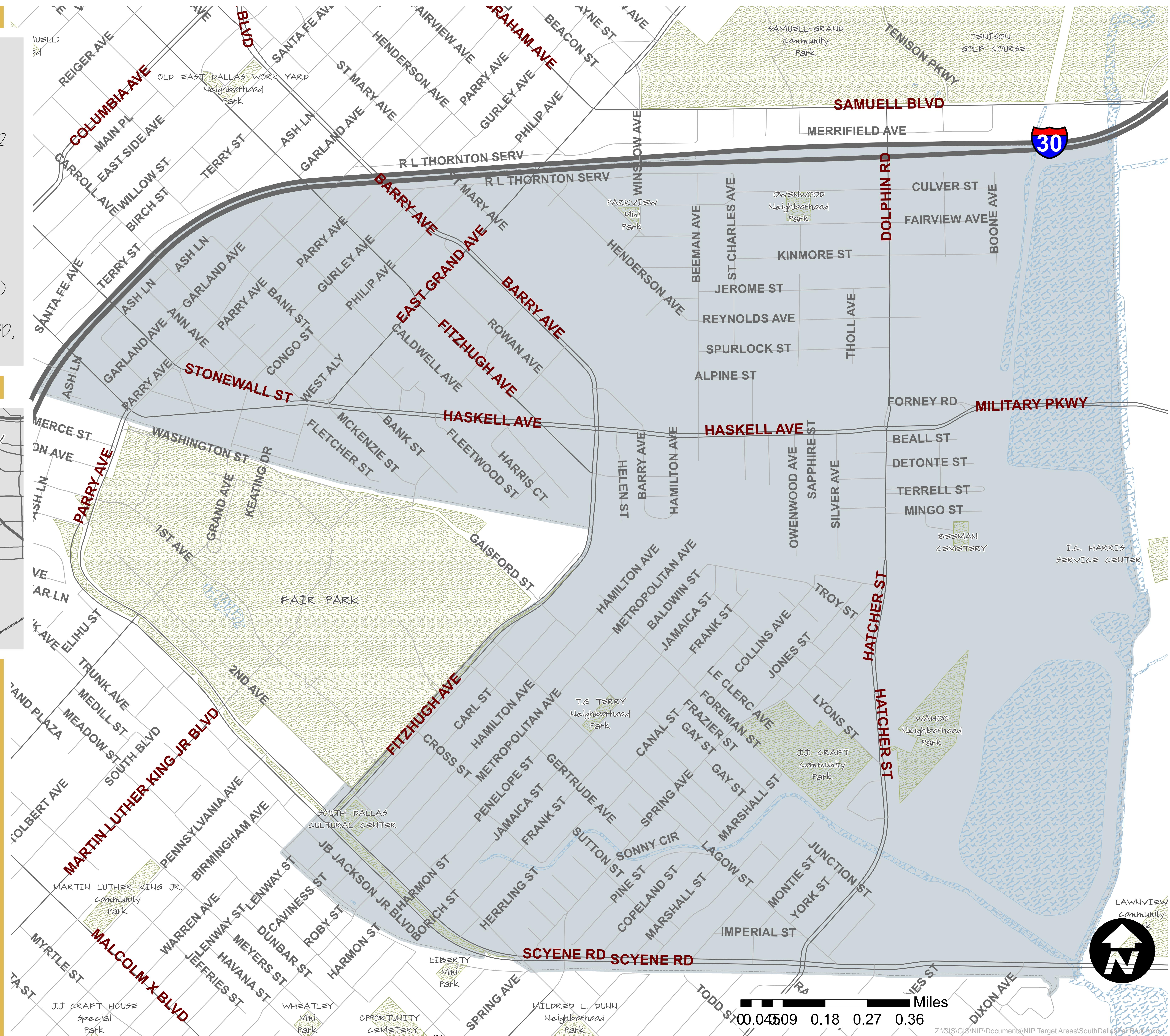
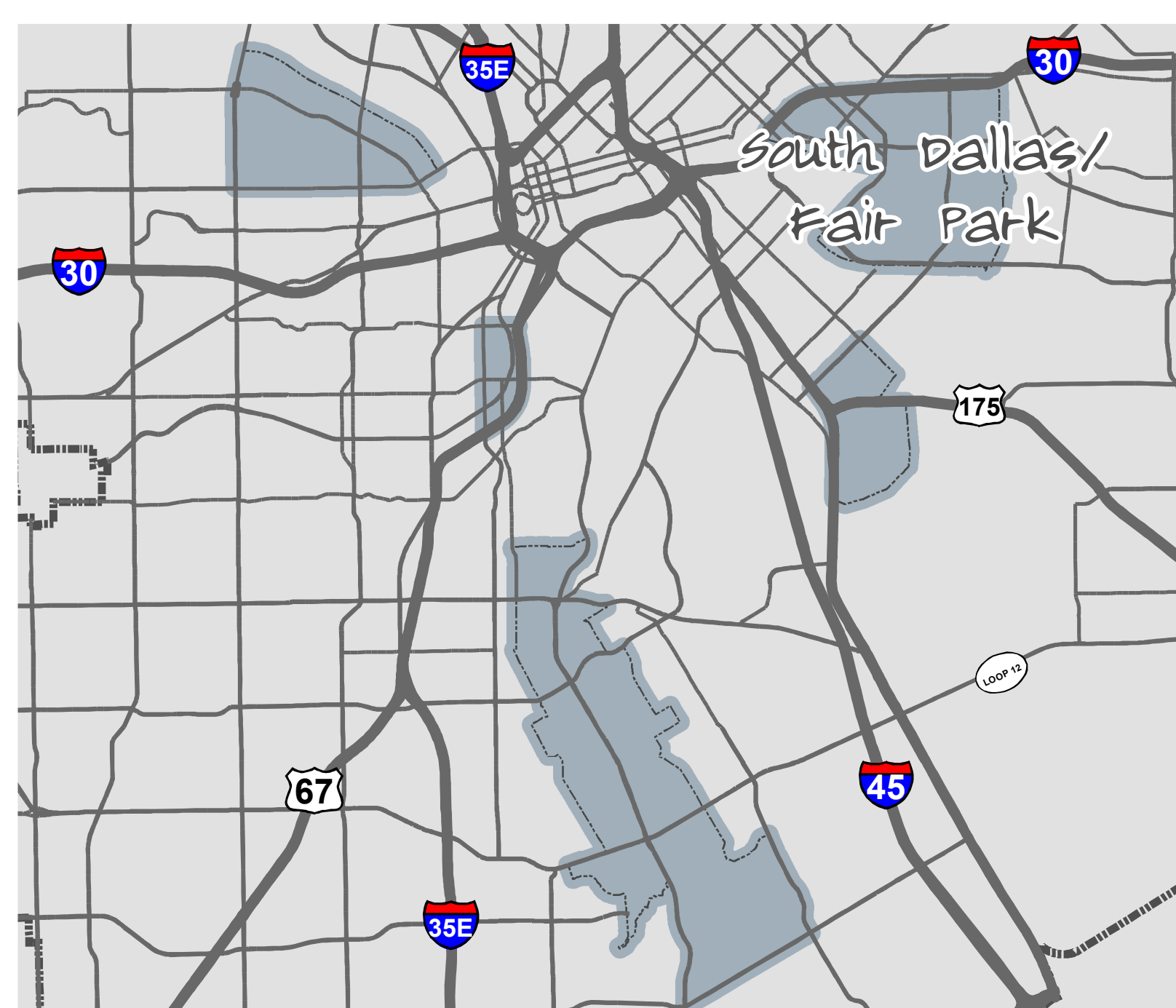
CENSUS TRACTS: 25.00, 27.01, 27.02

BLOCK GROUPS: 25.001 - 25.004,
27.011 - 27.014, 27.021 - 27.023

ZIP CODES: 75223, 75210

POPULATION: 11,730 (2000 CENSUS)

NEIGHBORHOODS: JUBILEE, OWENWOOD,
DOLPHIN HEIGHTS, FRAZIER COURTS



-  NIP Area Boundary
-  Highway
-  Major Highway
-  Minor Highway
-  Lakes and Rivers
-  Parks

NIP

South Dallas / Ideal / Rochester Park

ENACTED TARGET AREA: 2003

COUNCIL DISTRICTS: 7, 4

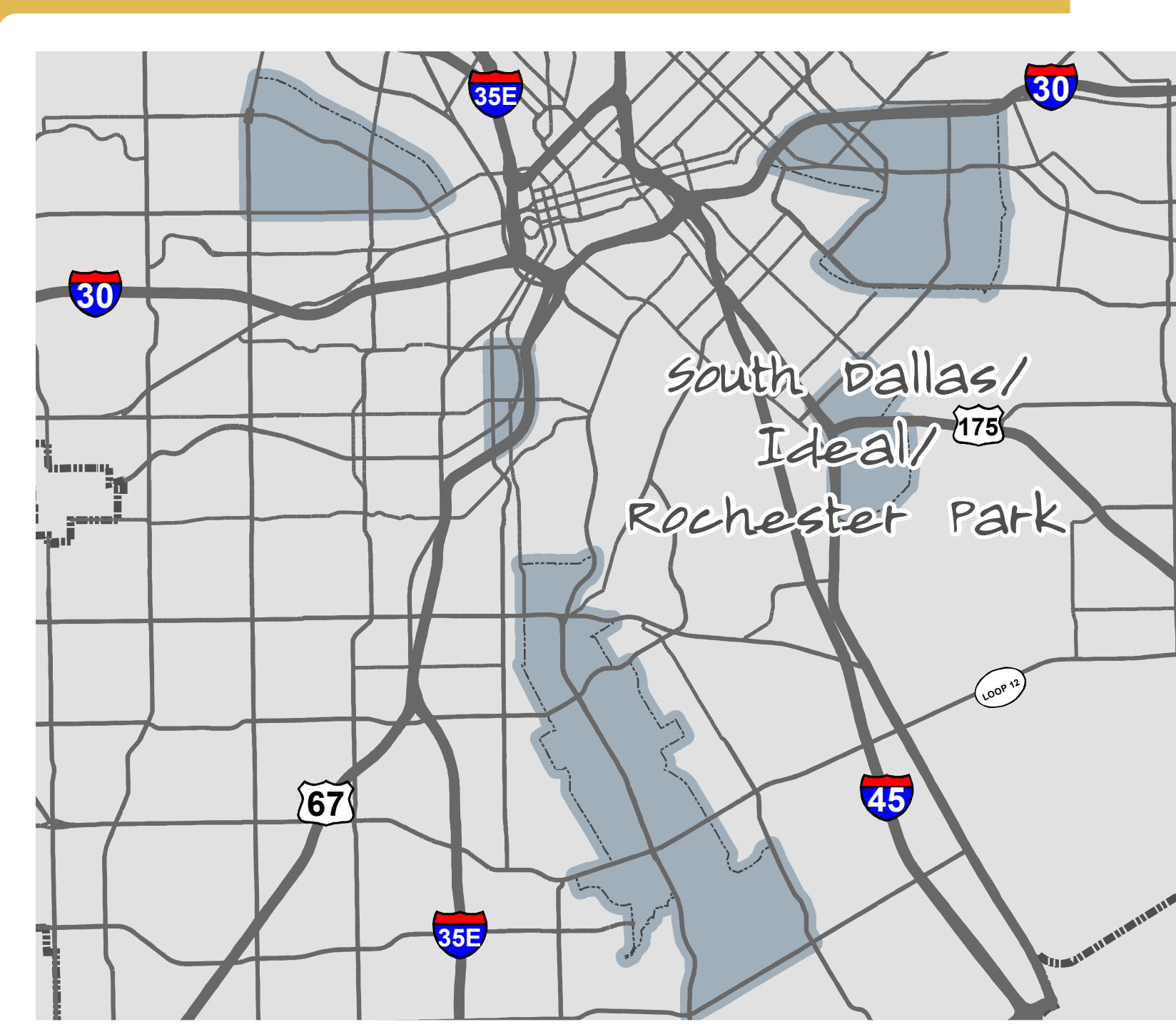
CENSUS TRACTS: 39.02, 115.00

BLOCK GROUP: 39.021 - 39.023,
115.001, 115.004, 115.005


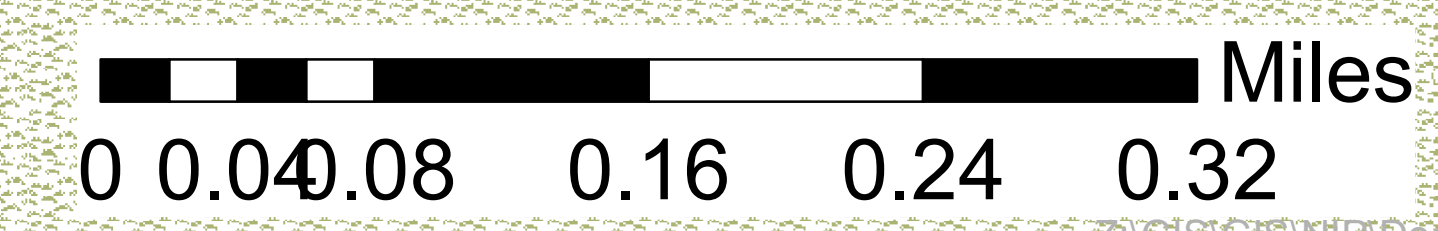
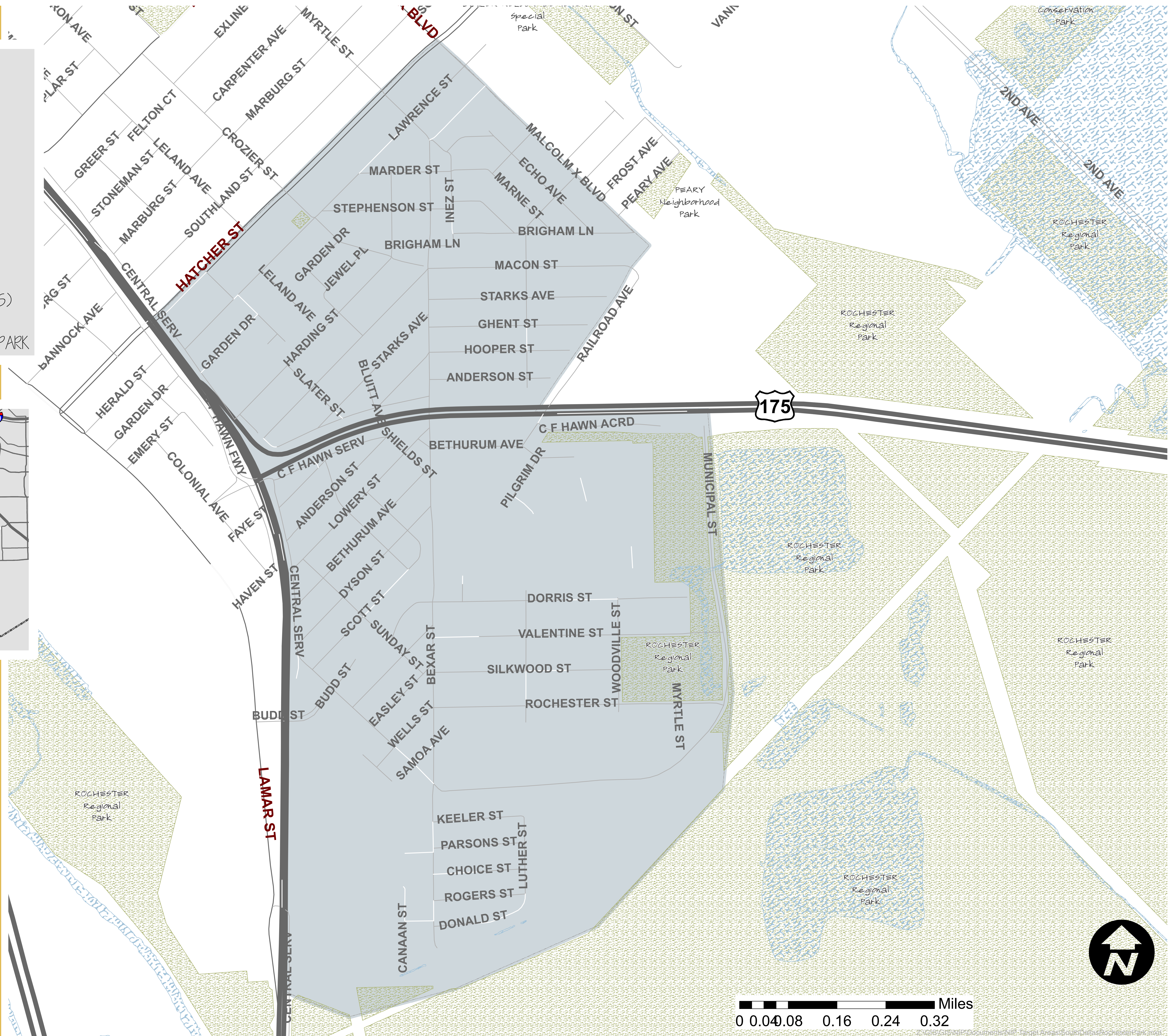
ZIP CODE: 75215

POPULATION: 7,055 (2000 CENSUS)

NEIGHBORHOODS: IDEAL, ROCHESTER PARK



-  NIP Area Boundary
-  Highway
-  Major Highway
-  Minor Highway
-  Lakes and Rivers
-  Parks



NIP

Lancaster Corridor

ENACTED TARGET AREA: 2007

COUNCIL DISTRICTS: 4, 5, 8

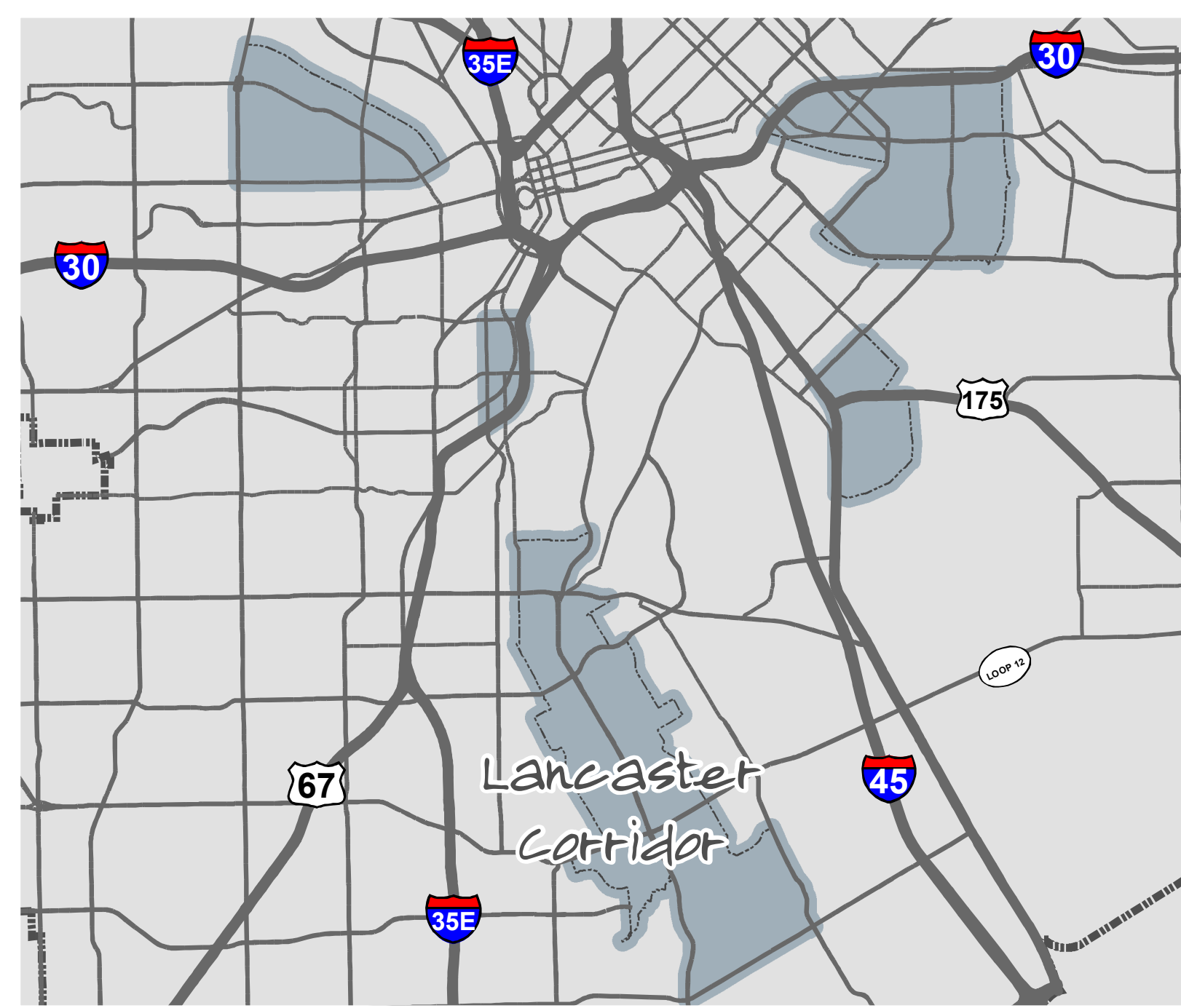
CENSUS TRACTS: 55.00, 57.00, 87.03, 87.04, 87.05, 88.01, 88.02, 113.00, 114.01





BLOCK GROUPS: 55.003, 55.004, 57.001, 57.002, 57.003, 57.004, 57.005, 87.033, 87.042, 87.043, Pt. 87.051, 87.052, 88.013, 88.023, 88.024, 113.001, 114.012, 114.013

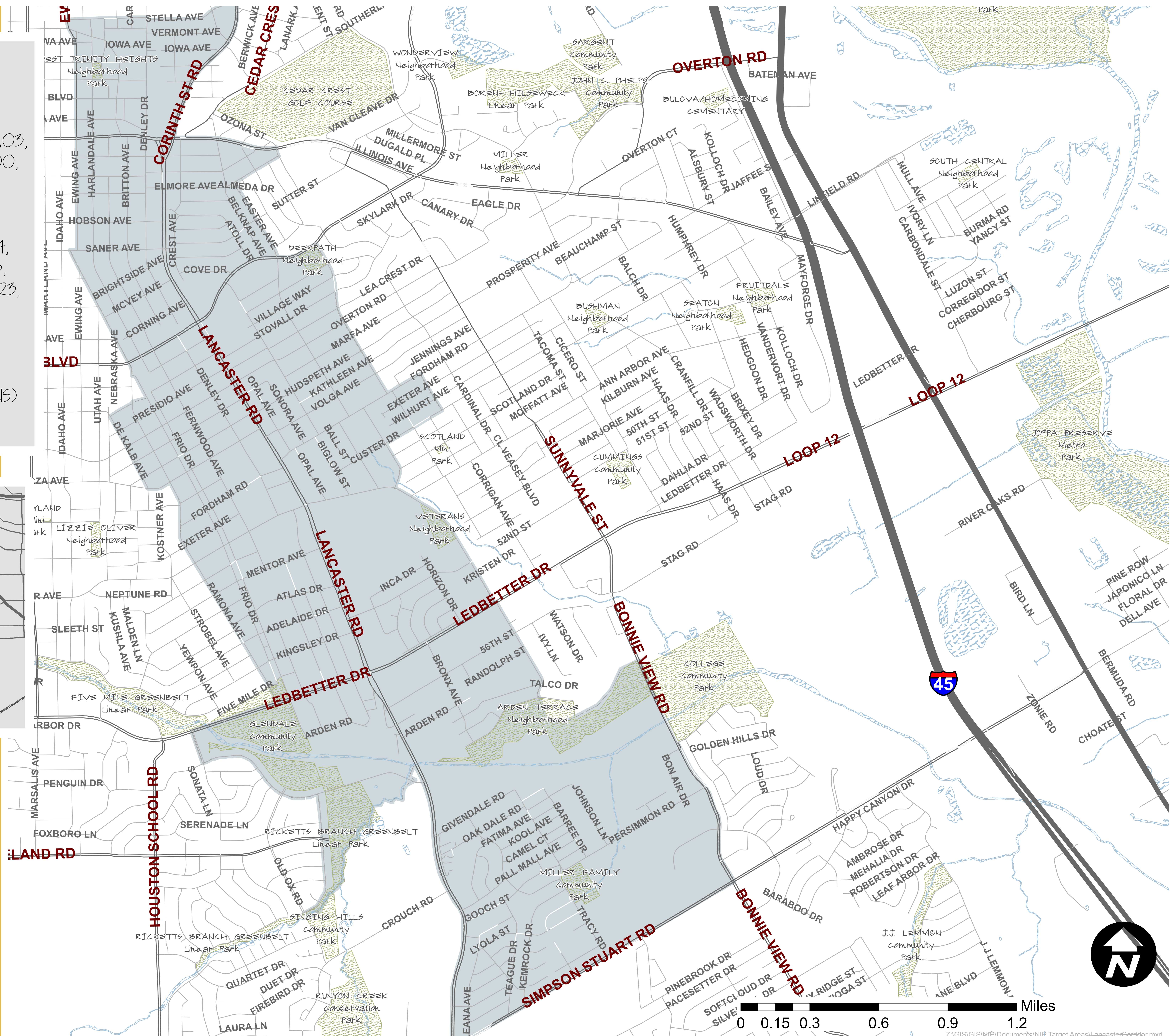
ZIP CODES: 75216, 75241

POPULATION: 21,534 (2000 CENSUS)

NEIGHBORHOOD: CIGARETTE HILL



-  NIP Area Boundary
-  Highway
-  Major Highway
-  Minor Highway
-  Lakes and Rivers
-  Parks



NORTH OAK CLIFF/ MARSALIS AVE

NEIGHBORHOOD INVESTMENT PROGRAM

CITY OF DALLAS
HOUSING / COMMUNITY SERVICES DEPT

ENACTED TARGET AREA: 2007

COUNCIL DISTRICT: 1

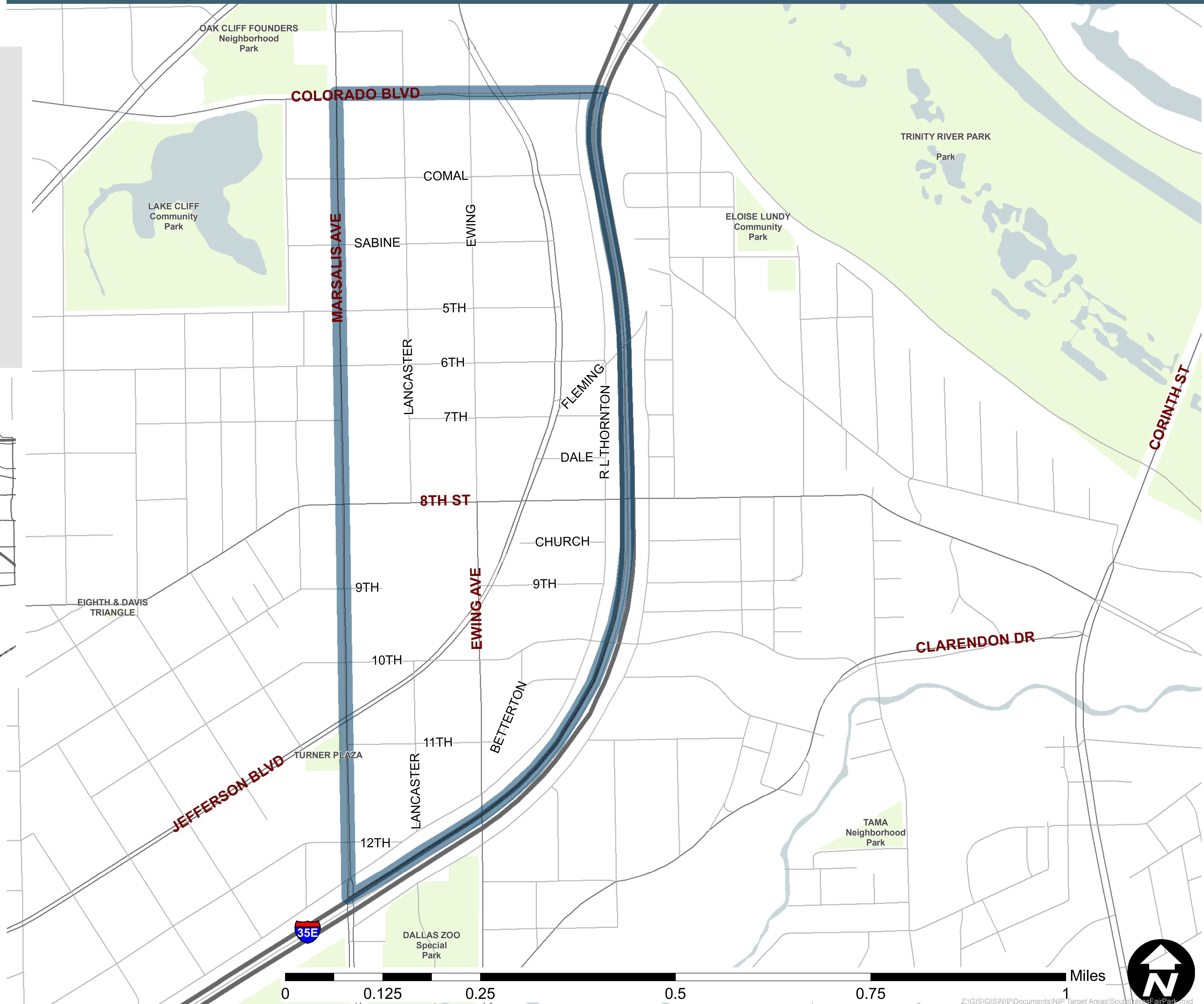
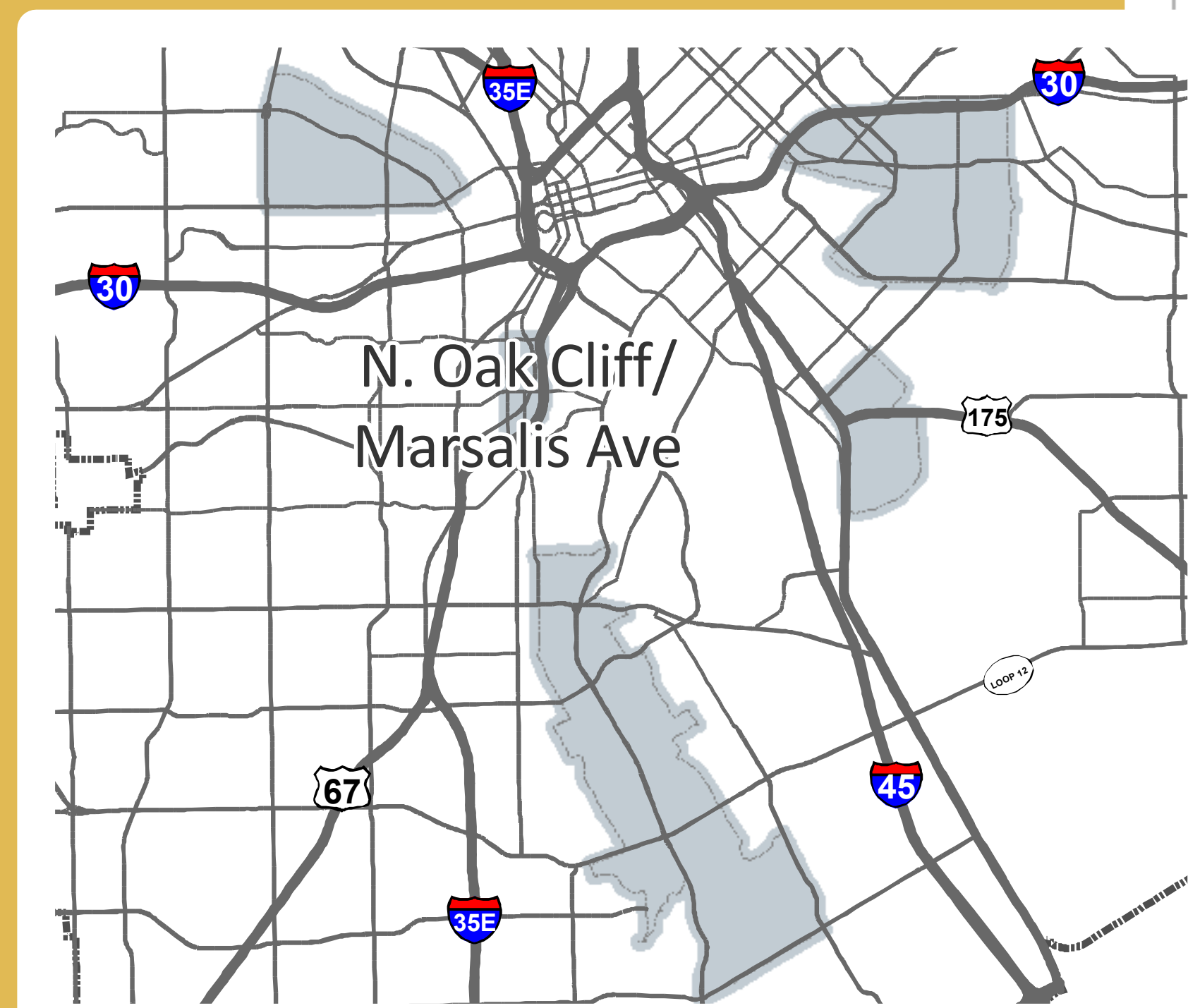
CENSUS TRACTS: PT. 20.00, PT. 48.00







BLOCK GROUPS: 20.02, 20.005,
20.006, 48.001

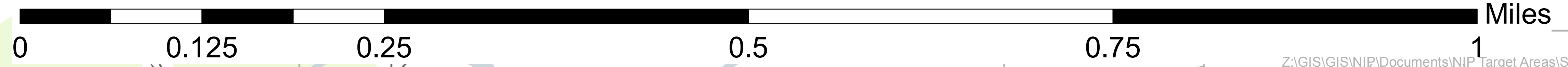
ZIPCODE: 75203

POPULATION: 5,885 (2000 CENSUS)

NEIGHBORHOOD: NORTH OAK CLIFF






-  NIP Area Boundary
-  Highway
-  Major Arterial
-  Minor Arterial
-  Lakes and Rivers
-  Parks

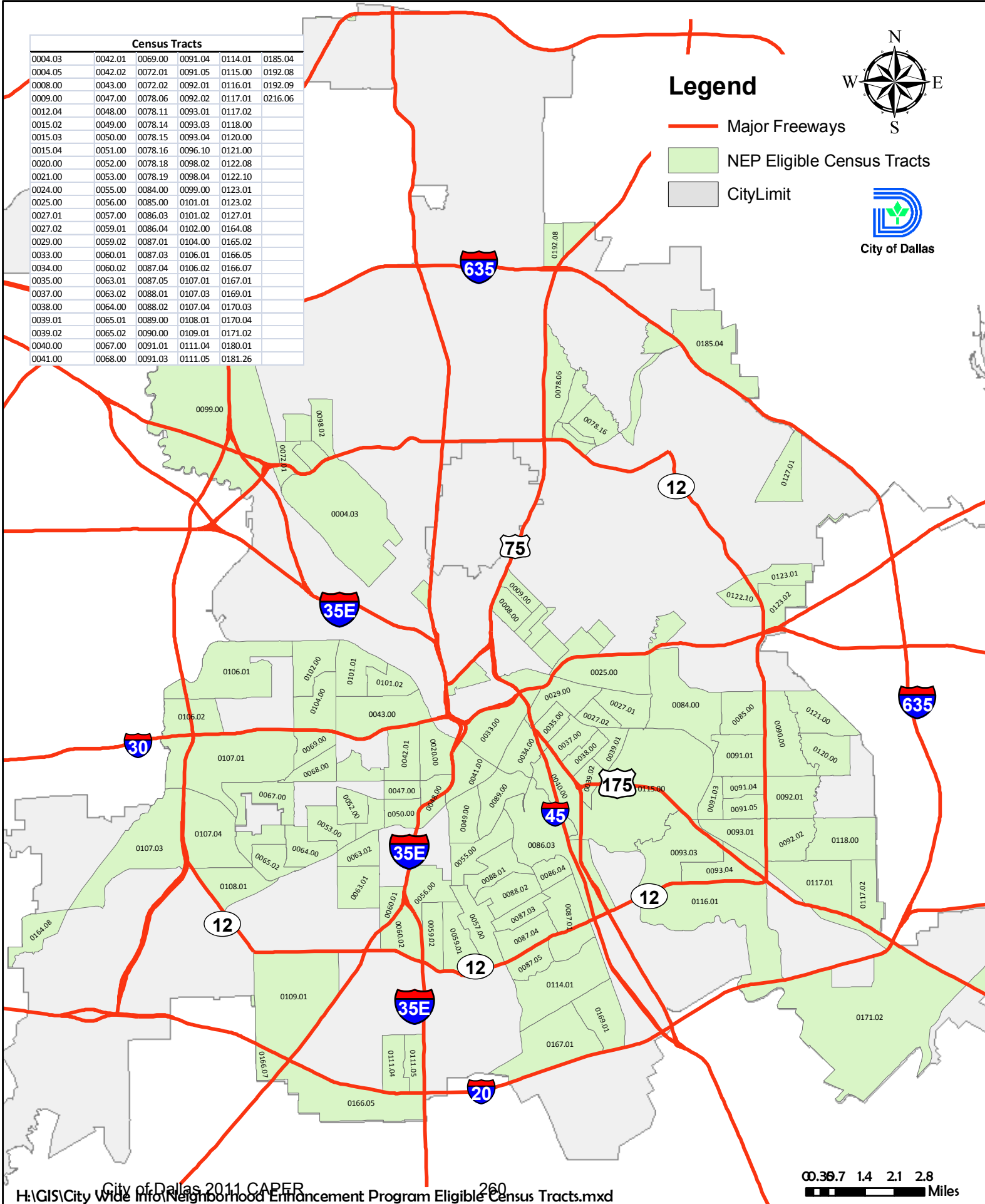


Neighborhood Enhancement Program (NEP) Eligible Areas 2012-2013

Census Tracts					
0004.03	0042.01	0069.00	0091.04	0114.01	0185.04
0004.05	0042.02	0072.01	0091.05	0115.00	0192.08
0008.00	0043.00	0072.02	0092.01	0116.01	0192.09
0009.00	0047.00	0078.06	0092.02	0117.01	0216.06
0012.04	0048.00	0078.11	0093.01	0117.02	
0015.02	0049.00	0078.14	0093.03	0118.00	
0015.03	0050.00	0078.15	0093.04	0120.00	
0015.04	0051.00	0078.16	0096.10	0121.00	
0020.00	0052.00	0078.18	0098.02	0122.08	
0021.00	0053.00	0078.19	0098.04	0122.10	
0024.00	0055.00	0084.00	0099.00	0123.01	
0025.00	0056.00	0085.00	0101.01	0123.02	
0027.01	0057.00	0086.03	0101.02	0127.01	
0027.02	0059.01	0086.04	0102.00	0164.08	
0029.00	0059.02	0087.01	0104.00	0165.02	
0033.00	0060.01	0087.03	0106.01	0166.05	
0034.00	0060.02	0087.04	0106.02	0166.07	
0035.00	0063.01	0087.05	0107.01	0167.01	
0037.00	0063.02	0088.01	0107.03	0169.01	
0038.00	0064.00	0088.02	0107.04	0170.03	
0039.01	0065.01	0089.00	0108.01	0170.04	
0039.02	0065.02	0090.00	0109.01	0171.02	
0040.00	0067.00	0091.01	0111.04	0180.01	
0041.00	0068.00	0091.03	0111.05	0181.26	

Legend

-  Major Freeways
-  NEP Eligible Census Tracts
-  City Limit



This page intentionally left blank.

**14. SUMMARY OF ACCOMPLISHMENTS
(IDIS REPORT PR83)**

This page intentionally left blank.

Public Facilities and Infrastructure

	Create Suitable Living			Provide Decent Housing			Create Economic Opportunities			Total
	Access	Afford	Sustain	Access	Afford	Sustain	Access	Afford	Sustain	

Number of Persons Assisted										
with new access to a facility	4,956	0	0	0	0	0	0	0	27	4,983
with improved access to a facility	21	0	0	0	0	0	0	0	0	21
with access to a facility that is no longer substandard	0	0	2,097	0	0	0	0	0	0	2,097

Totals :	4,977	0	2,097	0	0	0	0	0	27	7,101

Number of Households Assisted

with new access to a facility	0	0	0	0	0	0	0	0	0	0
with improved access to a facility	0	0	0	0	0	0	0	0	0	0
with access to a facility that is no longer substandard	0	0	0	0	0	0	0	0	0	0

Totals :	0	0	0	0	0	0	0	0	0	0

Public Services

	Create Suitable Living			Provide Decent Housing			Create Economic Opportunities			Total
	Access	Afford	Sustain	Access	Afford	Sustain	Access	Afford	Sustain	

Number of Persons Assisted										
with new (or continuing) access to a service	499,158	0	2,927	0	0	0	15	0	0	502,100
with improved (or continuing) access to a service	0	0	0	0	0	0	0	0	0	0
with new access to a service that is no longer substandard	0	0	0	0	0	0	0	0	0	0

Totals :	499,158	0	2,927	0	0	0	15	0	0	502,100

Public Services (continued)

	Create Suitable Living			Provide Decent Housing			Create Economic Opportunities			Total
	Access	Afford	Sustain	Access	Afford	Sustain	Access	Afford	Sustain	
<hr/>										
Number of Households Assisted										
with new (or continuing) access to a service	0	0	0	0	0	0	0	0	0	0
with improved (or continuing) access to a service	0	0	0	0	0	0	0	0	0	0
with new access to a service that is no longer substandard	0	0	0	0	0	0	0	0	0	0
<hr/>										
Totals :	0	0	0	0	0	0	0	0	0	0

Economic Development

	Create Suitable Living			Provide Decent Housing			Create Economic Opportunities			Total
	Access	Afford	Sustain	Access	Afford	Sustain	Access	Afford	Sustain	
<hr/>										
Total Number of Businesses Assisted	0	0	0	0	0	0	0	2	11	13
Of Total										
New businesses assisted	0	0	0	0	0	0	0	2	9	11
Existing businesses assisted	0	0	0	0	0	0	0	0	2	2
Number of business facades/buildings rehabilitated	0	0	0	0	0	0	0	0	0	0
Assisted businesses that provide a good or service to service area/neighborhood/community	0	0	0	0	0	0	0	0	0	0
Total Number of Jobs Created	0	0	0	0	0	0	0	0	7	7
Types of Jobs Created										
Officials and Managers	0	0	0	0	0	0	0	0	1	1

U.S. Department of Housing and Urban Development
Office of Community Planning and Development
Integrated Disbursement and Information System
CDBG Performance Measures Report
Program Year &%% DALLAS,TX

Economic Development (continued)

	Create Suitable Living			Provide Decent Housing			Create Economic Opportunities			Total
	Access	Afford	Sustain	Access	Afford	Sustain	Access	Afford	Sustain	
Professional	0	0	0	0	0	0	0	0	0	0
Technicians	0	0	0	0	0	0	0	0	0	0
Sales	0	0	0	0	0	0	0	0	2	2
Office and Clerical	0	0	0	0	0	0	0	0	2	2
Craft Workers (skilled)	0	0	0	0	0	0	0	0	0	0
Operatives (semi-skilled)	0	0	0	0	0	0	0	0	0	0
Laborers (unskilled)	0	0	0	0	0	0	0	0	2	2
Service Workers	0	0	0	0	0	0	0	0	0	0
Of jobs created, number with employer sponsored health care benefits	0	0	0	0	0	0	0	0	0	0
Number unemployed prior to taking jobs	0	0	0	0	0	0	0	0	1	1
Total Number of Jobs Retained	0	0	0	0	0	0	0	0	0	0
Types of Jobs Retained										
Officials and Managers	0	0	0	0	0	0	0	0	0	0
Professional	0	0	0	0	0	0	0	0	0	0

U.S. Department of Housing and Urban Development
Office of Community Planning and Development
Integrated Disbursement and Information System
CDBG Performance Measures Report
Program Year &%% DALLAS, TX

Economic Development (continued)

	Create Suitable Living			Provide Decent Housing			Create Economic Opportunities			Total
	Access	Afford	Sustain	Access	Afford	Sustain	Access	Afford	Sustain	
Technicians	0	0	0	0	0	0	0	0	0	0
Sales	0	0	0	0	0	0	0	0	0	0
Office and Clerical	0	0	0	0	0	0	0	0	0	0
Craft Workers (skilled)	0	0	0	0	0	0	0	0	0	0
Operatives (semi-skilled)	0	0	0	0	0	0	0	0	0	0
Laborers (unskilled)	0	0	0	0	0	0	0	0	0	0
Service Workers	0	0	0	0	0	0	0	0	0	0
Of jobs retained, number with employer sponsored health care benefits	0	0	0	0	0	0	0	0	0	0
Acres of Brownfields Remediated	0	0	0	0	0	0	0	0	0	0

Rehabilitation of Rental Housing

	Create Suitable Living			Provide Decent Housing			Create Economic Opportunities			Total
	Access	Afford	Sustain	Access	Afford	Sustain	Access	Afford	Sustain	
Total LMH* units	0	0	0	0	0	0	0	0	0	0
Total SB*, URG units	0	0	0	0	0	0	0	0	0	0
Of Total, Number of Units										
Made 504 accessible	0	0	0	0	0	0	0	0	0	0
Brought from substandard to standard condition	0	0	0	0	0	0	0	0	0	0
Created through conversion of non-residential to residential buildings	0	0	0	0	0	0	0	0	0	0
Qualified as Energy Star	0	0	0	0	0	0	0	0	0	0
Brought to lead safety compliance	0	0	0	0	0	0	0	0	0	0
Affordable	0	0	0	0	0	0	0	0	0	0
Of Affordable Units										
Number subsidized by another federal, state, local program	0	0	0	0	0	0	0	0	0	0
Number occupied by elderly	0	0	0	0	0	0	0	0	0	0
Number of years of affordability	0	0	0	0	0	0	0	0	0	0
Average number of years of affordability per unit	0	0	0	0	0	0	0	0	0	0
Number designated for persons with HIV/AIDS	0	0	0	0	0	0	0	0	0	0

Rehabilitation of Rental Housing (continued)

	Create Suitable Living			Provide Decent Housing			Create Economic Opportunities			Total
	Access	Afford	Sustain	Access	Afford	Sustain	Access	Afford	Sustain	
Of those, number for the chronically homeless	0	0	0	0	0	0	0	0	0	0
Number of permanent housing units for homeless persons and families	0	0	0	0	0	0	0	0	0	0
Of those, number for the chronically homeless	0	0	0	0	0	0	0	0	0	0

Construction of Rental Housing

	Create Suitable Living			Provide Decent Housing			Create Economic Opportunities			Total
	Access	Afford	Sustain	Access	Afford	Sustain	Access	Afford	Sustain	
Total LMH* units	0	0	0	0	0	0	0	0	0	0
Total SB*, URG units	0	0	0	0	0	0	0	0	0	0
Of Total, Number of 504 accessible units	0	0	0	0	0	0	0	0	0	0
Units qualified as Energy Star	0	0	0	0	0	0	0	0	0	0
Affordable units	0	0	0	0	0	0	0	0	0	0
Of Affordable Units										
Number occupied by elderly	0	0	0	0	0	0	0	0	0	0
Years of affordability	0	0	0	0	0	0	0	0	0	0
Average number of years of affordability per unit	0	0	0	0	0	0	0	0	0	0

U.S. Department of Housing and Urban Development
Office of Community Planning and Development
Integrated Disbursement and Information System
CDBG Performance Measures Report
Program Year &\$\$%DALLAS,TX

Construction of Rental Housing (continued)

	Create Suitable Living			Provide Decent Housing			Create Economic Opportunities			Total
	Access	Afford	Sustain	Access	Afford	Sustain	Access	Afford	Sustain	
Number subsidized with project based rental assistance by another federal, state, or local program	0	0	0	0	0	0	0	0	0	0
Number designated for persons with HIV/AIDS	0	0	0	0	0	0	0	0	0	0
Of those, the number for the chronically homeless	0	0	0	0	0	0	0	0	0	0
Number of permanent housing units for homeless persons and families	0	0	0	0	0	0	0	0	0	0
Of those, the number for the chronically homeless	0	0	0	0	0	0	0	0	0	0

Owner Occupied Housing Rehabilitation

	Create Suitable Living			Provide Decent Housing			Create Economic Opportunities			Total
	Access	Afford	Sustain	Access	Afford	Sustain	Access	Afford	Sustain	
Total LMH* units	0	0	103	110	5	346	0	0	0	564
Total SB*, URG units	0	0	0	0	0	0	0	0	0	0
Of Total, Number of Units Occupied by elderly	0	0	2	0	1	307	0	0	0	310
Brought from substandard to standard condition	0	0	0	0	0	0	0	0	0	0
Qualified as Energy Star	0	0	0	0	1	4	0	0	0	5
Brought to lead safety compliance	0	0	0	0	0	0	0	0	0	0
Made accessible	0	0	0	0	1	4	0	0	0	5

Homebuyer Assistance

	Create Suitable Living			Provide Decent Housing			Create Economic Opportunities			Total
	Access	Afford	Sustain	Access	Afford	Sustain	Access	Afford	Sustain	
Total Households Assisted	0	0	0	195	0	0	0	0	0	195
Of Total:										
Number of first-time homebuyers	0	0	0	148	0	0	0	0	0	148
Of those, number receiving housing counseling	0	0	0	148	0	0	0	0	0	148
Number of households receiving downpayment/closing costs assistance	0	0	0	148	0	0	0	0	0	148

U.S. Department of Housing and Urban Development
Office of Community Planning and Development
Integrated Disbursement and Information System
CDBG Performance Measures Report
Program Year &\$%%DALLAS,TX

Development of Homeowner Housing

	Create Suitable Living			Provide Decent Housing			Create Economic Opportunities			Total
	Access	Afford	Sustain	Access	Afford	Sustain	Access	Afford	Sustain	
Total LMH* units	0	0	0	51	0	0	0	0	0	51
Total SB*, URG units	0	0	0	0	0	0	0	0	0	0
Of Total, Number of Affordable units	0	0	0	49	0	0	0	0	0	49
Years of affordability	0	0	0	30	0	0	0	0	0	30
Average number of years of affordability per unit	0	0	0	1	0	0	0	0	0	1
Units qualified as Energy Star	0	0	0	24	0	0	0	0	0	24
504 accessible units	0	0	0	24	0	0	0	0	0	24
Units occupied by households previously living in subsidized housing	0	0	0	0	0	0	0	0	0	0
Of Affordable Units										
Number occupied by elderly	0	0	0	0	0	0	0	0	0	0
Number designated for persons with HIV/AIDS	0	0	0	0	0	0	0	0	0	0
Of those, number for the chronically homeless	0	0	0	0	0	0	0	0	0	0
Number of housing units for homeless persons and families	0	0	0	0	0	0	0	0	0	0
Of those, number for the chronically homeless	0	0	0	0	0	0	0	0	0	0

Housing Subsidies

	Create Suitable Living			Provide Decent Housing			Create Economic Opportunities			Total
	Access	Afford	Sustain	Access	Afford	Sustain	Access	Afford	Sustain	
Total Number of Households	0	0	0	0	0	0	0	0	0	0
Of Total:										
Number of households receiving short-term rental assistance (< = 3 months)	0	0	0	0	0	0	0	0	0	0
Number of households assisted that were previously homeless	0	0	0	0	0	0	0	0	0	0
Of those, number of chronically homeless households	0	0	0	0	0	0	0	0	0	0

Shelter for Homeless Persons

	Create Suitable Living			Provide Decent Housing			Create Economic Opportunities			Total
	Access	Afford	Sustain	Access	Afford	Sustain	Access	Afford	Sustain	
Number of beds created in overnight shelter/other emergency housing	0	0	0	0	0	0	0	0	0	0
Number of homeless persons given overnight shelter	0	0	0	0	0	0	0	0	0	0

Homeless Prevention

	Create Suitable Living			Provide Decent Housing			Create Economic Opportunities			Total
	Access	Afford	Sustain	Access	Afford	Sustain	Access	Afford	Sustain	
Number of Persons Assisted										
that received emergency financial assistance to prevent homelessness	0	0	0	0	0	0	0	0	0	0
that received emergency legal assistance to prevent homelessness	0	0	0	0	0	0	0	0	0	0

**HOME
INVESTMENT
PARTNERSHIPS
PROGRAM
(HOME)**

This page intentionally left blank.

15. CONSOLIDATED PLAN STRATEGY

This page intentionally left blank.

FY 2011-12 Consolidated Plan Strategy

Assessment of the relationship of the activities carried out under the HOME program to the objectives in the Consolidated Plan Strategy:

The activities carried out in FY 2011-12 under the City of Dallas' HOME program were consistent with the objectives of the Consolidated Plan Strategy. The City's overall goal is to promote and strengthen the stability, development, revitalization and preservation of Dallas neighborhoods. There are several housing objectives that contribute to helping achieve this goal. These objectives include: 1) increasing homeownership opportunities for very low-income and moderate income renter households; 2) reconstruction of substandard owner-occupied homes; and 3) New construction of affordable homes. The activities carried out under the HOME program by the Housing Department in FY 2011-12 were consistent with these objectives.

These activities were implemented through three programs: *The Mortgage Assistance Program (MAP)*, *Home Repair Program (HRP)*, and *Community Housing Development Organization (CHDO) Program*. All activities contributed to the objectives in the Consolidated Plan.

OBJECTIVE	ACTIVITY	HOME PROGRAM	HOME UNITS COMPLETED*	HOME AMOUNT**
Increasing homeownership for very low to moderate income renters	Home Buyers Assistance	Mortgage Assistance Program	192	\$1,308,492.00
Reconstruction/SHARE	Substantial Rehab	Home Repair Program	29	\$2,604,024.00
Single Family – New Construction	Home Buyers Assistance	CHDOs	34	\$2,571,909.74

*Does not reflect units that are underway/in progress and have not been completed in this reporting fiscal year.

**Amounts are based on contract amounts awarded and not actual expenditures.

This page intentionally left blank.

CITY OF DALLAS HOUSING / COMMUNITY SERVICES DEPARTMENT

FY 2011-12 Multi-Family Projects

As of September 30, 2012

IDIS #	Project	Program/Loan Amount	Funding Source	Prior Years' Expenditures	HOME or CDBG Funds Committed for FY 11-12	Amount Expended in FY 11-12	# Units Committed	Units Completed	Construction Type
10825	Forest Heights Elderfriendly	\$ 3 84,866.00	HOME	\$ 371,950.20	\$ -	\$ 2,197.59	6	6	New
10733	Hai Tak 5203 Bexar	\$ 8 10,338.00	HOME	\$ 715,507.85	\$ -	\$ 172,206.15	9	9	New
HOME TOTALS				\$ 1,087,458.05		\$ 174,403.74	15	15	

This page intentionally left blank.

HOME APR
FY 2011 - 12 HOME Multifamily Property Inspections and Monitoring Visits
City of Dallas Housing/Community Services Department

Project	Council District	Units	HOME Units	Physical Inspection Date	Physical Inspection Status	Affordability Review Date	Affordability Review Status
Eban Village Apartments 2900 Park Row	7	110	99	10/6/2011	Passed	11/15/2011	No Findings.
Edgewood Manor Apartments 1811 South Boulevard	7	30	12	6/14/2012	Passed	11/17/2011	No Findings.
Elderfriendly Duplexes 1425 Cooper	7	10	10	3/22/2012	Passed	11/22/2011	One Finding- Resolved.
Gaston Apartments 5444 Gaston Ave.	14	10	4	04/19/2012	Failed-Reinspection	12/01/2011	One Finding-Unresolved.
Gateway 4712 Gaston Ave.	14	33	7	06/14/2012	Passed	12/08/2011	One Finding- Resolved.
Hillcrest House 834 North Marsalis Avenue	1	64	64	01/09/2012	Passed	4/25/2012	No Findings.
Normandy Apartments 1825 Park Row	2	18	15	7/19/2012	Passed	12/29/2011	One Finding - Resolved.
Oasis I (Town Plaza I) 2755 East Ledbetter Drive	5	188	151	05/18/2012	Failed-Re-inspection	12/13/2011	One Finding – Resolved.
Oasis Park (Robin Oaks) 3035 East Ledbetter Drive	5	166	133	06/4/2012	Failed-Re-inspection	12/15/2011	One Finding – Unresolved.
Pegasus Villas Apartments 7200 Stemmons Freeway	2	156	124	11/8/2011	Passed	6/21/2012	One Finding - Resolved.
The Pointe Apartments 1803 Grand Ave.	7	10	10	07/19/2012	Passed	12/14/2011	No Findings.
Boulevard Square 2932 South Blvd.	7	4	4	01/31/2012	Failed-Re-inspection	05/08/2012	No Findings.
Towne Center Apartments 8620 Park Lane	13	392	314	10/31/2011	Passed	9/13/2012	One Finding - Unresolved.
Reiger Avenue Apartments 4514 Reiger Avenue	2	16	16	07/11/2012	Failed-Re-inspection	3/22/2012	Two Findings – Resolved.
Carpenter's Point Apartments 3326 Mingo	7	150	150	09/20/2012	Passed	5/10/2012	No Findings.
Bexar Street Project 5210 Bexar Street	7	7	7	09/20/2012	Passed	2013	N/A - New Project.

**CITY OF DALLAS HOMELESS SERVICES
FY 2011-12 HOME TBRA HOUSING INSPECTION REPORT**

No	Client Code	CLIENT'S ADDRESS	DATE OF OCCUPANCY	INITIAL INSPECTION DATE	INITIAL INSPECTION STATUS	ANNUAL RE-INSPECTION DATE	ANNUAL INSPECTION STATUS	Exit Date of Program
1	C001	511 N Akard, #407 Dallas TX 75201	03/18/11	03/18/11	Pass	03/18/12	Pass	
2	C002	9750 Royal Ln, #611 Dallas TX 75231	07/25/12	07/25/12	Pass	07/25/13	Not Due	
3	C003	511 N Akard, #503 Dallas TX 75201	05/18/12	05/18/12	Pass	05/18/13	Not Due	
4	C004	4425 Gilbert Ave., #203 Dallas TX 75219	12/23/09	12/23/09	Pass	12/23/11	Pass	
5	C005	9032 Forest Ln., #206F, Dallas TX 75243	08/04/10	08/04/10	Pass	08/04/11	Pass	07/30/12
6	C006	9302 Forest Ln., #103F, Dallas TX 75243	06/24/11	06/24/11	Pass	06/24/12	Pass	
7	C007	2805 E. Ledbetter Dr., #416, Dallas TX 75216	12/23/09	12/23/09	Pass	12/23/10	Pass	12/31/11
8	C008	5645 Gaston Ave, #104, Dallas Tx 75214	07/17/12	07/17/12	Pass	07/17/13	Not Due	
9	C009	3550 St Francis, #111, Dallas TX 75228	07/08/11	07/08/11	Pass	07/08/12	PASS	
10	C010	6749 Larmanda St., #113, Dallas Tx 75231	07/11/11	07/11/11	Pass	07/11/12	Pass	
11	C011	6727 Shady Brook, #102, Dallas Tx 75231	06/07/12	06/07/12	Pass	06/07/13	Not Due	
12	C012	6003 Abrams, #2065, Dallas TX 75231	04/09/12	04/09/12	Pass	04/09/13	Not Due	
13	C013	9750 Royal Lane, #616 Dallas TX 75231	05/25/12	05/25/12	Pass	05/25/13	Not Due	
14	C014	2612 Throckmorton, #120, Dallas TX 75219	09/01/10	09/01/10	Pass	09/01/11	Pass	08/30/12
15	C015	6715 Larmanda St., #202, Dallas TX 75231	07/20/11	07/20/11	Pass	07/20/12	Pass	
16	C016	3035 E Ledbetter, #606, Dallas TX 75216	04/04/12	04/04/12	Pass	04/04/13	Not Due	
17	C017	2612 Hondo Ave, #116 Dallas TX 75219	07/08/11	07/08/11	Pass	07/08/12	Pass	
18	C018	511 N Akard St., #1315, Dallas TX 75201	03/18/11	03/18/11	Pass	03/18/12	Pass	
19	C019	2544 Hondo Ave, #310 Dallas TX 75219	05/16/11	05/16/11	Pass	05/16/12	Pass	
20	C020	6826 Marla Ave., Dallas TX 75217	08/01/12	08/01/12	Pass	08/01/13	Not Due	
21	C021	9032 Forest Ln., #106E, Dallas TX 75243	07/12/10	07/12/10	Pass	07/12/11	Pass	6/31/12
22	C022	3711 Dilido Rd., #221, Dallas TX 75228	08/01/10	08/01/10	Pass	08/01/11	Pass	07/30/12
23	C023	9825 Walnut St, #M-205, Dallas TX 75243	05/15/12	05/15/12	Pass	05/15/13	Not Due	
24	C024	9032 Forest Ln., #210A, Dallas TX 75243	09/02/10	09/02/10	Pass	09/02/11	Pass	08/30/12
25	C025	4104 Delafield, #6-104, Dallas TX 75227	08/27/12	08/27/12	Pass	08/27/13	Not Due	
26	C026	511 N Akard St., #1201, Dallas TX 75201	06/11/12	06/11/12	Pass	06/11/13	Not Due	
27	C027	4425 Gilbert Ave., #212, Dallas TX 75219	12/23/09	12/23/09	Pass	12/23/10	Pass	12/31/11
28	C028	511 N. Akard., #1214, Dallas TX 75201	05/18/12	05/18/12	Pass	05/18/13	Not Due	

**CITY OF DALLAS HOMELESS SERVICES
FY 2011-12 HOME TBRA HOUSING INSPECTION REPORT**

No	Client Code	CLIENT'S ADDRESS	DATE OF OCCUPANCY	INITIAL INSPECTION DATE	INITIAL INSPECTION STATUS	ANNUAL RE-INSPECTION DATE	ANNUAL INSPECTION STATUS	Exit Date of Program
29	C029	5933 Stretch Dr. #5933-S, Dallas TX 75211	07/28/12	07/28/12	Pass	07/28/13	Not Due	
30	C030	5959 Stretch Dr. #5959-S, Dallas TX 75211	07/31/12	07/31/12	Pass	07/31/13	Not Due	
31	C031	8410 S. Westmoreland #2403, Dallas TX 75237	07/17/12	07/17/12	Pass	07/17/13	Not Due	
32	C032	5840 Stretch Dr. #5840-S, Dallas TX 75211	07/13/12	07/13/12	Pass	07/13/13	Not Due	
33	C033	9302 Forest Ln., #B-106, Dallas TX 75243	11/23/10	11/23/10	Pass	11/23/11	Pass	11/30/12
34	C034	9302 Forest Ln., #206B, Dallas TX 75243	06/24/11	06/24/11	Pass	06/24/12	PASS	
35	C035	3606 Routh St, #C, Dallas TX 75219	05/16/12	05/16/12	Pass	05/16/13	Not Due	
36	C036	8620 Park Ln., #306, Dallas TX 75231	04/08/11	04/08/11	Pass	04/08/12	Pass	
37	C037	3550 St. Francis, #144, Dallas Tx 75228	07/17/12	07/17/12	Pass	07/17/13	Not Due	
38	C038	2626 John West Rd, #1072, Mesquite TX 75150	05/07/12	05/07/12	Pass	05/07/13	Not Due	
39	C039	7501 Chesterfield, #302, Dallas TX 75237	04/24/12	04/24/12	Pass	04/24/13	Not Due	
40	C040	9666 Scyene Road, #601 Dallas TX 75227	01/27/10	01/27/10	Pass	01/27/11	Pass	01/30/12
41	C041	2615 John West Rd, #1072, Mesquite TX 75150	09/03/10	09/03/10	Pass	09/03/11	Pass	08/30/12
42	C042	5870 Stretch Dr, #5907-S, Dallas Tx 75211	07/30/12	07/30/12	Pass	07/30/13	Not Due	
43	C043	2755 E. Ledbetter, #2601, Dallas TX 75216	12/23/09	12/23/09	Pass	12/23/10	Pass	12/31/11
44	C044	6003 Abrams, #2058, Dallas TX 75231	04/04/12	04/04/12	Pass	04/04/13	Not Due	
45	C045	501 Montridge Lane, Desoto TX 75115	08/17/12	08/17/12	Pass	08/17/13	Not Due	
46	C046	9302 Forest Lane, #106A, Dallas TX 75243	08/04/10	08/04/10	Pass	08/04/11	Pass	07/30/12
47	C047	5004 Live Oak, #206, Dallas TX 75206	09/15/10	09/15/10	Pass	09/15/11	Pass	09/30/12
48	C048	6111 Abrams, #2087, Dallas TX 75231	04/09/12	04/09/12	Pass	04/09/13	Not Due	
49	C049	6111 Abrams Rd, #1092, Dallas TX 75231	05/25/12	05/25/12	Pass	05/25/13	Not Due	
50	C050	414 North Jim Miller, #1031, Dallas TX 75231	09/02/10	09/02/10	Pass	09/02/11	Pass	08/30/12
51	C051	7501 Chesterfield, #112, Dallas TX 75237	04/24/12	04/24/12	Pass	04/24/13	Not Due	
52	C052	7033 La Costa, #2091, Dallas TX 75248	09/02/10	09/02/10	Pass	09/02/11	Pass	08/30/12
53	C053	75050	04/17/12	04/17/12	Pass	04/17/13	Not Due	
54	C054	511 N. Akard., #507, Dallas TX 75201	05/18/12	05/18/12	Pass	05/18/13	Not Due	
55	C055	2801 Knight St., #305, Dallas TX 75219	03/18/11	03/18/11	Pass	03/18/12	Pass	

**CITY OF DALLAS HOMELESS SERVICES
FY 2011-12 HOME TBRA HOUSING INSPECTION REPORT**

No	Client Code	CLIENT'S ADDRESS	DATE OF OCCUPANCY	INITIAL INSPECTION DATE	INITIAL INSPECTION STATUS	ANNUAL RE-INSPECTION DATE	ANNUAL INSPECTION STATUS	Exit Date of Program
56	C056	5843-S Stretch Dr, #5843-S, Dallas Tx 75211	07/30/12	07/30/12	Pass	07/30/13	Not Due	
57	C057	511 N. Akard #1304, Dallas TX 75201	09/23/11	09/23/11	Pass	09/23/12	Pass	
58	C058	4320 Congress Avenue, #118, Dallas TX 75219	02/03/10	02/03/10	Pass	02/03/11	Pass	01/31/12
59	C059	3550 St Francis, #143, Dallas TX 75228	06/27/12	06/27/12	Pass	06/27/13	Not Due	
60	C060	6121 Abrams Rd, #2149, Dallas TX 75231	05/25/12	05/25/12	Pass	05/25/13	Not Due	
61	C061	10062 Royal Lane, #207, Dallas TX 75238	04/01/12	04/01/12	Pass	04/01/13	Not Due	
62	C062	2626 John West Rd, #2047, Mesquite TX 75150	07/01/12	07/01/12	Pass	07/01/13	Not Due	
63	C063	5847-S Stretch Dr, #5847-S, Dallas Tx 75211	07/30/12	07/30/12	Pass	07/30/13	Not Due	
64	C064	2805 E. Ledbetter Dr., #107, Dallas TX 75216	04/15/11	04/15/11	Pass	04/15/12	Pass	
65	C065	2602 Hondo Ave., #110, Dallas TX 75219	04/13/11	04/13/11	Pass	04/13/12	Pass	
66	C066	1235 Walton Walker #1255-W, Dallas TX 75211	08/09/12	08/09/12	Pass	08/09/13	Not Due	
67	C067	2240 E. Trinity Mills, Carrollton TX 75006	08/14/12	08/14/12	Pass	08/14/13	Not Due	
68	C068	2007 Moser Ave. #232 Dallas, TX 75206	05/15/12	05/15/12	Pass	05/15/13	Not Due	
69	C069	9302 Forest Ln., #204B, Dallas TX 75243	04/07/11	04/07/11	Pass	04/07/12	Pass	
70	C070	3550 St. Francis, #223, Dallas Tx 75228	07/30/12	07/30/12	Pass	07/30/13	Not Due	
71	C071	5910 Stretch Dr., #5910-S, Dallas TX 75211	02/02/10	02/02/10	Pass	02/02/11	Pass	01/31/12
72	C072	8560 Park Lane, #56, Dallas TX 75231	06/07/12	06/07/12	Pass	06/07/13	Not Due	
73	C073	511 N Akard St., #609, Dallas TX 75201	06/23/11	06/23/11	Pass	06/23/12	Pass	
74	C074	9302 Forest Ln, #102F, Dallas TX 75243	09/02/10	09/02/10	Pass	09/02/11	Pass	08/30/12
75	C075	4101 Delafield Lane, #2-201, Dallas TX 75227	04/27/11	04/27/11	Pass	04/27/12	Pass	
76	C076	5870 Stretch Dr., #104-30, Dallas TX 75211	09/18/09	09/18/09	Pass	09/18/10	Pass	09/30/11
77	C077	9302 Forest Ln., #-201C, Dallas TX 75243	10/1/11	10/1/11	Pass	10/1/12	Pass	
78	C078	511 N Akard St., #1308, Dallas TX 75201	6/1/11	6/1/11	Pass	6/1/12	Pass	
79	C079	9302 Forest Ln., #-108F, Dallas TX 75243	6/1/11	6/1/11	Pass	6/1/12	Pass	
80	C080	511 N Akard St., #1207, Dallas TX 75201	03/18/11	03/18/11	Pass	03/18/12	Pass	
81	C081	6721 Larmanda St., #154, Dallas TX 75231	4/5/11	4/5/11	Pass	4/5/12	Pass	

**DALLAS COUNTY TBRA SERVICES
FY 2011-12 HOME TBRA MONTHLY HOUSING INSPECTION REPORT**

	Client I.D.	CLIENT'S ADDRESS	DATE OF OCCUPANCY	INITIAL INSPECTION DATE	INITIAL INSPECTION STATUS	ANNUAL RE-INSPECTION DATE	ANNUAL INSPECTION STATUS
1	MS3813	1820 JOHN WEST RD #222 - NEW	8/16/2011	8/16/2011	PASS	8/20/2012	PASS
2	DJ8750	3913 GANNON LANE # 521 - NEW	10/3/2011	10/3/2011	PASS		
3	SS5540	3131 SIMPON STUART RD #6109 -NEW	10/3/2011	10/3/2011	PASS		
4	BF4255	13660 CF HAWN FWY #10 - NEW	10/3/2011	10/3/2011	PASS		
5	SW9232	6161 TRAIL GLEN DR 179 - NEW	10/4/2011	10/4/2011	PASS		
6	DB6635	2810 KNIGHT ST #204 - NEW	10/4/2011	10/4/2011	PASS		
7	SW7278	3245 SIMPSON STUART RD #503 - NEW	10/4/2011	10/4/2011	PASS		
8	KB7515	7251 CHAUCER PLACE #7401 A - NEW	10/5/2011	10/5/2011	PASS		
9	LP3658	8917 SENATE ST #1105 - NEW	10/5/2011	10/5/2011	PASS		
10	LMCD2015	7550 S. WESTMORELAND RD #233 -NEW	10/6/2011	10/6/2011	PASS		
11	AP1942	7575 CHAUCER PLACE #2403 - NEW	10/6/2011	10/6/2011	PASS		
12	DS1060	3245 SIMPSON STUART RD #2301 - NEW	10/6/2011	10/6/2011	PASS		
13	TW4358	3110 S.COCKRELL HILL RD #2111 - NEW	10/7/2011	10/7/2011	PASS		
14	AJ8030	6850 S. COCKRELL HIIL RD #1406 - NEW	10/0/11	10/7/2011	PASS		
15	MMcQ9862	330 E. CAMP WISDOM RD #22101 -NEW	10/12/2011	10/12/2011	PASS		
16	HM6930	9736 FOREST LANE #1005 - NEW	10/28/2011	10/28/2011	PASS		
17	SR7637	3110 S.COCKRELL HILL RD #1103 -NEW	11/4/2011	11/4/2011	PASS		
18	BR3950	3913 GANNON LANE # 527 -NEW	12/22/2011	12/22/2011	PASS		
19	MJ8072	13226 FALL MANOR DR - NEW	1/3/2012	1/3/2012	PASS		
20	DL6286	3311 S. VERNON AVE #1006 - NEW	2/1/2012	2/1/2012	PASS		
21	GB5133	8613 OLD HICKORY TR. #2207 - NEW	2/16/2012	2/16/2012	PASS		
22	JW8029	3215W. PENTAGON PKWY # A124 -NEW	2/17/2012	2/17/2012	PASS		
23	MT8387	22205 EMPIRE CENTRAL #112 -NEW	3/26/2012	3/26/2012	PASS		
24	MY2201	2801 KNIGHT ST #104 -NEW	3/26/2012	3/26/2012	PASS		
25	MH6839	5510 REIGER AVE # 105 - NEW	3/27/2012	3/27/2012	PASS		
26	LM7870	5510 REIGER AVE # 112 - NEW	3/1/2712	3/27/2012	PASS		

**DALLAS COUNTY TBRA SERVICES
FY 2011-12 HOME TBRA MONTHLY HOUSING INSPECTION REPORT**

	Client I.D.	CLIENT'S ADDRESS	DATE OF OCCUPANCY	INITIAL INSPECTION DATE	INITIAL INSPECTION STATUS	ANNUAL RE-INSPECTION DATE	ANNUAL INSPECTION STATUS
27	SM8785	7406 CHESTERFIELD # D - NEW	3/30/2012	3/30/2012	PASS	Left Program	
28	JB0542	1852 JOHN WEST RD #257 - NEW	4/2/2012	4/2/2012	PASS		
29	SB7611	9823 SUMMERWOOD CIR #1011 -NEW	4/4/2012	4/4/2012	PASS		
30	AB8708	3245 SIMPSON STUART RD #1601 -NEW	4/12/2012	4/12/2012	PASS		
31	JS2602	3800 S.TYLER ST #153 - NEW	4/13/2012	4/13/2012	PASS		
32	NJ9189	3011 PARK ROW #3011 -NEW	4/13/2012	4/13/2012	PASS		
33	ID9773	3550 E. OVERTON Rd #2243	10/1/2010	10/1/2010	PASS	3/14/2011	PASS
34	ID0702	9750 LAKE JUNE RD #1014	10/1/2010	10/1/2010	PASS	3/9/2011	PASS
35	ID0425	3435 S.POLK ST 214G	10/1/2010	10/1/2010	PASS	3/14/2011	PASS
36	ID8609	7407 CHAUCER PLACE #C	10/4/2010	10/4/2010	PASS	3/14/2011	PASS
37	ID3839	3800 S. TYLER ST #125	10/4/2010	10/4/2010	PASS	3/14/2011	PASS
38	ID0510	4312 CARPENTERS AVE #277	10/4/2010	10/4/2010	PASS	3/9/2011	PASS
39	ID7560	8560 PARK LANE #74	10/5/2010	10/5/2010	PASS	3/7/2011	PASS
40	ID1202	3245 SIMPSON STUART #1401	10/5/2010	10/5/2010	PASS	3/14/2011	PASS
41	ID7701	3800 S. TYLER ST #287	10/5/2010	10/5/2012	PASS	3/14/2011	PASS
42	ID9578	6811 CLARK RIDEG DR #210A	10/6/2010	10/6/2010	PASS	3/14/2011	PASS
43	ID7278	12035 LEISURE WAY	10/6/2010	10/6/2010	PASS	3/7/2011	PASS
44	ID5980	2833 COMMUNITY DR #217	10/6/2010	10/6/2010	PASS	3/7/2011	PASS
45	ID9368	5750 PHOENIX DR #23	10/13/2010	10/13/201	PASS	3/7/2011	PASS
46	ID3508	8613 OLD HICKORY TR. #403	10/13/2010	10/13/2010	PASS	3/16/2011	PASS
47	ID8062	3130 Stag Rd, #5001	10/13/2010	10/13/2010	PASS	3/16/2011	PASS
48	ID3415	6800 S. Cockrell Rd. #403	10/13/2010	10/13/2010	PASS	3/16/2011	

16. AFFIRMATIVE FAIR MARKETING

This page intentionally left blank.

AFFIRMATIVE FAIR MARKETING

The City of Dallas has an Affirmative Fair Housing Marketing (AFHM) program that must be incorporated into all housing activities carried out with the assistance of City funds. The objective of the AFHM program is to attract prospective buyers, tenants, or program participants of all majority and minority groups to the housing market area to benefit from City-assisted housing programs without regards to race, color, sex, religion, national origin, handicap, or familial status. Every housing assistance program directly administered by the City's Housing Department must be subject to an AFHM plan, which is developed in conjunction with the City's Fair Housing Office (FHO).

Each applicant is required to submit an AFHM Plan with his or her Rental Housing Preservation (RHP) application. The Plan should include the owner's plans for marketing their project and how they propose to attract tenants who are least likely to apply for housing in the area the project is located. The City's FHO then reviews the plan for appropriateness and makes recommendations where needed. The FHO must approve the plan before closing. The principal goal of the AFHM program is to have majority and minority groups participate in proportion to their representation within the total eligible population. Each project owner is required to advertise their project in such manner that will reach the targeted population required by their individual marketing plans.

This page intentionally left blank.

**FY 2011-12 CHDO ASSISTED HOME BUYERS
CONTRACTS AWARDED AS OF SEPTEMBER 30,2012**

IDIS #	Address	Program/Project	Funding Source	Amount Expended in Prior Years*	# Units Completed
8495	3242 BUCKSKIN	CEDAR CREEK RANCH	CDBG/BOND	\$10,000.00	1
8495	6611 SHADOW CREEK	CEDAR CREEK RANCH	CDBG/BOND	\$10,000.00	1
8495	6671 COOL MORN	CEDAR CREEK RANCH	CDBG/BOND	\$10,000.00	1
8495	3452 BRAHMA	CEDAR CREEK RANCH	CDBG/BOND	\$10,000.00	1
8495	3234 BUCKSKIN	CEDAR CREEK RANCH	CDBG/BOND	\$10,000.00	1
8495	2727 CHOICE	CEDAR CREEK RANCH	CDBG/BOND	\$10,000.00	1
8495	3438 CHAROLAIS	CEDAR CREEK RANCH	CDBG/BOND	\$10,000.00	1
8495	3227 BUCKSKIN	CEDAR CREEK RANCH	CDBG/BOND	\$10,000.00	1
8495	3206 BUCKSKIN	CEDAR CREEK RANCH	CDBG/BOND	\$10,000.00	1
8495	3231 BUCKSKIN	CEDAR CREEK RANCH	CDBG/BOND	\$10,000.00	1
8495	3224 SPIKERUSH	CEDAR CREEK RANCH	CDBG/BOND	\$10,000.00	1
8495	6658 COOL MORN	CEDAR CREEK RANCH	CDBG/BOND	\$10,000.00	1
8495	3348 MOJAVE	CEDAR CREEK RANCH	CDBG/BOND	\$10,000.00	1
8495	3360 MOJAVE	CEDAR CREEK RANCH	CDBG/BOND	\$10,000.00	1
8495	3443 SANTA GERTRUDIS	CEDAR CREEK RANCH	CDBG/BOND	\$10,000.00	1
8495	3243 BUCKSKIN	CEDAR CREEK RANCH	CDBG/BOND	\$10,000.00	1
8495	3423 BRAHMA	CEDAR CREEK RANCH	CDBG/BOND	\$10,000.00	1
8495	3210 BUCKSKIN	CEDAR CREEK RANCH	CDBG/BOND	\$10,000.00	1
8495	3446 SANTA GERTRUDIS	CEDAR CREEK RANCH	CDBG/BOND	\$10,000.00	1
8495	6626 COOL MORN	CEDAR CREEK RANCH	CDBG/BOND	\$10,000.00	1
8495	6736 SHADOW CREEK	CEDAR CREEK RANCH	CDBG/BOND	\$10,000.00	1
8495	6644 LEANING OAKS	CEDAR CREEK RANCH	CDBG/BOND	\$10,000.00	1
8495	3314 TIOGA	CEDAR CREEK RANCH	CDBG/BOND	\$10,000.00	1
8495	3212 SPIKERUSH	CEDAR CREEK RANCH	CDBG/BOND	\$10,000.00	1
8495	3239 BUCKSKIN	CEDAR CREEK RANCH	CDBG/BOND	\$10,000.00	1
8495	3235 BUCKSKIN	CEDAR CREEK RANCH	CDBG/BOND	\$10,000.00	1
8495	6622 COOL MORN	CEDAR CREEK RANCH	CDBG/BOND	\$10,000.00	1
8495	3220 SPIKERUSH	CEDAR CREEK RANCH	CDBG/BOND	\$10,000.00	1
8495	6666 COOL MORN	CEDAR CREEK RANCH	CDBG/BOND	\$10,000.00	1
8495	6674 COOL MORN	CEDAR CREEK RANCH	CDBG/BOND	\$10,000.00	1
8495	6670 COOL MORN	CEDAR CREEK RANCH	CDBG/BOND	\$10,000.00	1
8495	3216 SPIKERUSH	CEDAR CREEK RANCH	CDBG/BOND	\$10,000.00	1
8495	3402 MOJAVE	CEDAR CREEK RANCH	CDBG/BOND	\$10,000.00	1
10532	5324 BEXAR	BEXAR ST TOWNHOMES	CDBG	\$55,000.00	1
10532	5326 BEXAR	BEXAR ST TOWNHOMES	CDBG	\$55,000.00	1

**FY 2011-12 CHDO ASSISTED HOME BUYERS
CONTRACTS AWARDED AS OF SEPTEMBER 30,2012**

IDIS #	Address	Program/Project	Funding Source	Amount Expended in Prior Years*	# Units Completed
10532	5328 BEXAR	BEXAR ST TOWNHOMES	CDBG	\$55,000.00	1
10532	5330 BEXAR	BEXAR ST TOWNHOMES	CDBG	\$55,000.00	1
10532	5306 BEXAR	BEXAR ST TOWNHOMES	CDBG	\$55,000.00	1
10532	5308 BEXAR	BEXAR ST TOWNHOMES	CDBG	\$55,000.00	1
10532	13716 CREEK CROSSING	HICKORY CREEK	CDBG	\$15,549.00	1
10532	13730 CREEK CROSSING	HICKORY CREEK	CDBG	\$15,549.00	1
10532	2107 RED CHUTE	HICKORY CREEK	CDBG	\$15,549.00	1
10532	2115 BLUE BAYOU	HICKORY CREEK	CDBG	\$15,549.00	1
10532	2116 RED CHUTE	HICKORY CREEK	CDBG	\$15,549.00	1
10532	2108 BLUE BAYOU	HICKORY CREEK	CDBG	\$15,549.00	1
10532	2116 BLUE BAYOU	HICKORY CREEK	CDBG	\$15,549.00	1
10532	2124 BLUE BAYOU	HICKORY CREEK	CDBG	\$15,549.00	1
10532	2135 BLUE BAYOU	HICKORY CREEK	CDBG	\$15,549.00	1
10532	2111 RED CHUTE	HICKORY CREEK	CDBG	\$15,549.00	1
10532	13814 CREEK CROSSING	HICKORY CREEK	CDBG	\$15,549.00	1
10532	13818 CREEK CROSSING	HICKORY CREEK	CDBG	\$15,549.00	1
10532	2112 RED CHUTE	HICKORY CREEK	CDBG	\$15,549.00	1
10532	2103 RED CHUTE	HICKORY CREEK	CDBG	\$15,549.00	1
10532	13826 CREEK CROSSING	HICKORY CREEK	CDBG	\$15,549.00	1
10532	2104 RED CHUTE	HICKORY CREEK	CDBG	\$15,549.00	1
10532	13721 CREEK CROSSING	HICKORY CREEK	CDBG	\$15,549.00	1
10532	13810 CREEK CROSSING	HICKORY CREEK	CDBG	\$15,549.00	1
10532	13717 CREEK CROSSING	HICKORY CREEK	CDBG	\$15,549.00	1
10532	13710 CREEK CROSSING	HICKORY CREEK	CDBG	\$15,549.00	1
10532	2107 BLUE BAYOU	HICKORY CREEK	CDBG	\$15,549.00	1
10532	2127 RED CHUTE	HICKORY CREEK	CDBG	\$15,549.00	1
10532	2104 BLUE BAYOU	HICKORY CREEK	CDBG	\$15,549.00	1
10532	2128 BLUE BAYOU	HICKORY CREEK	CDBG	\$15,549.00	1
10532	2120 RED CHUTE	HICKORY CREEK	CDBG	\$15,549.00	1
10532	2111 BLUE BAYOU	HICKORY CREEK	CDBG	\$15,549.00	1
10532	13822 CREEK CROSSING	HICKORY CREEK	CDBG	\$15,549.00	1
10532	13722 CREEK CROSSING	HICKORY CREEK	CDBG	\$15,549.00	1
10532	2119 RED CHUTE	HICKORY CREEK	CDBG	\$15,549.00	1
10532	2126 RED CHUTE	HICKORY CREEK	CDBG	\$15,549.00	1
10532	13726 CREEK CROSSING	HICKORY CREEK	CDBG	\$15,549.00	1
10532	2132 BLUE BAYOU	HICKORY CREEK	CDBG	\$15,549.00	1
10532	2112 BLUE BAYOU	HICKORY CREEK	CDBG	\$15,549.00	1

**FY 2011-12 CHDO ASSISTED HOME BUYERS
CONTRACTS AWARDED AS OF SEPTEMBER 30,2012**

IDIS #	Address	Program/Project	Funding Source	Amount Expended in Prior Years*	# Units Completed
10532	2127 BLUE BAYOU	HICKORY CREEK	CDBG	\$15,549.00	1
10532	3228 SPIKERUSH	HICKORY CREEK	CDBG	\$15,549.00	1
10532	2120 BLUE BAYOU	HICKORY CREEK	CDBG	\$15,549.00	1
10532	2205 UPCREEK	HICKORY CREEK	CDBG	\$15,549.00	1
10532	13734 CREEK CROSSING	HICKORY CREEK	CDBG	\$15,549.00	1
10532	2103 BLU BAYOU	HICKORY CREEK	CDBG	\$15,549.00	1
10532	2201 UPCREEK	HICKORY CREEK	CDBG	\$15,549.00	1
10532	13802 CREEK CROSSING	HICKORY CREEK	CDBG	\$15,549.00	1
10532	2124 RED CHUTE	HICKORY CREEK	CDBG	\$15,549.00	1
10532	2113 BLUE BAYOU	HICKORY CREEK	CDBG	\$15,549.00	1
10532	2131 BLUE BAYOU	HICKORY CREEK	CDBG	\$15,549.00	1
10532	2131 RED CHUTE	HICKORY CREEK	CDBG	\$15,549.00	1
10532	2136 BLUE BAYOU	HICKORY CREEK	CDBG	\$15,549.00	1
10532	2123 BLUE BAYOU	HICKORY CREEK	CDBG	\$15,549.00	1
10532	13806 CREEK CROSSING	HICKORY CREEK	CDBG	\$15,549.00	1
10532	13714 CREEK CROSSING	HICKORY CREEK	CDBG	\$15,549.00	1
10532	2123 RED CHUTE	HICKORY CREEK	CDBG	\$15,549.00	1
9877	112 CLIFF HEIGHTS	THORNTON HEIGHTS	CDBG	\$8,925.00	1
9877	116 CLIFF HEIGHTS	THORNTON HEIGHTS	CDBG	\$8,925.00	1
9877	120 CLIFF HEIGHTS	THORNTON HEIGHTS	CDBG	\$8,925.00	1
9877	245 CLIFF HEIGHTS	THORNTON HEIGHTS	CDBG	\$8,925.00	1
9877	258 CLIFF HEIGHTS	THORNTON HEIGHTS	CDBG	\$8,925.00	1
				\$1,482,075.00	94
10799	3654 DARBY	PRAIRIE CREEK	HOME	\$19,125.00	1
10799	6610 CEDAR POST	PRAIRIE CREEK	HOME	\$19,125.00	1
10799	3826 TUMBLE RIDGE	PRAIRIE CREEK	HOME	\$19,125.00	1
10799	8614 CEDAR POST	PRAIRIE CREEK	HOME	\$19,125.00	1
10799	3824 TUMBLE RIDGE	PRAIRIE CREEK	HOME	\$19,125.00	1
10799	8619 CEDAR POST	PRAIRIE CREEK	HOME	\$19,125.00	1
9916/11384	4822 SPRING	FRAZIER	HOME	\$146,908.63	1
9916/11384	4850 SPRING	FRAZIER	HOME	\$146,908.63	1
9916/11384	4838 SPRING	FRAZIER	HOME	\$146,908.63	1
9916/11384	4846 SPRING	FRAZIER	HOME	\$146,908.63	1
9916/11384	4818 SPRING	FRAZIER	HOME	\$146,908.63	1

**FY 2011-12 CHDO ASSISTED HOME BUYERS
CONTRACTS AWARDED AS OF SEPTEMBER 30,2012**

IDIS #	Address	Program/Project	Funding Source	Amount Expended in Prior Years*	# Units Completed
9916/11384	4842 SPRING	FRAZIER	HOME	\$146,908.63	1
9916/11384	4814 SPRING	FRAZIER	HOME	\$146,908.63	1
9916/11384	4810 SPRING	FRAZIER	HOME	\$146,908.63	1
10271	4112 TRAM	TOPLETZ	HOME	\$24,863.00	1
10271	4045 ESMALDA	TOPLETZ	HOME	\$24,863.00	1
10271	4028 ESMALDA	TOPLETZ	HOME	\$24,863.00	1
11021	1823 GALLAGHER	WEST DALLAS SCATTERED SITES	HOME	\$20,842.00	1
11021	3714 VILBIG	WEST DALLAS SCATTERED SITES	HOME	\$20,842.00	1
11021	1323 LIFE	WEST DALLAS SCATTERED SITES	HOME	\$20,842.00	1
11021	2027 ANGELINA	WEST DALLAS SCATTERED SITES	HOME	\$20,842.00	1
11021	1835 GALLAGHER	WEST DALLAS SCATTERED SITES	HOME	\$20,842.00	1
11457	2831 SOUTH	SOUTHFAIR	HOME	\$128,168.95	1
11457	2835 SOUTH	SOUTHFAIR	HOME	\$128,168.95	1
11457	2823 THOMAS TOLBERT	SOUTHFAIR	HOME	\$128,168.95	1
11457	2830 THOMAS TOLBERT	SOUTHFAIR	HOME	\$128,168.95	1
11457	2831 THOMAS TOLBERT	SOUTHFAIR	HOME	\$128,168.95	1
11457	2832 THOMAS TOLBERT	SOUTHFAIR	HOME	\$128,168.95	1
10589	112 CLIFF HEIGHTS	THORNTON HEIGHTS	HOME	\$39,111.00	1
10589	116 CLIFF HEIGHTS	THORNTON HEIGHTS	HOME	\$39,111.00	1
10589	120 CLIFF HEIGHTS	THORNTON HEIGHTS	HOME	\$39,111.00	1
10589	245 CLIFF HEIGHTS	THORNTON HEIGHTS	HOME	\$39,111.00	1
10589	258 CLIFF HEIGHTS	THORNTON HEIGHTS	HOME	\$39,111.00	1
11455	8538 BEARDEN	PLEASANT OAKS	HOME	\$138,523.00	1
				\$2,571,909.74	34
			Total	\$4,053,984.74	128

**'FY 2011-12
Major Systems Repair Assisted Properties**

IDIS Activity		Address	Program	Funding Source	Amount Expended	# Units Produced
11228	2127	Dandelion	MSRP	CDBG	\$ 1,250.00	1
	2127	Dandelion	MSRP	CDBG	\$ 3,840.00	
	2127	Dandelion	MSRP	CDBG	\$ 4,745.00	
11228	2633	Almeda	MSRP NIP	CDBG	\$ 5,045.00	1
	2633	Almeda	MSRP NIP	CDBG	\$ 5,855.72	
	2633	Almeda	MSRP NIP	CDBG	\$ 2,720.00	
11228	3210	Alabama	MSRP	CDBG	\$ 1,600.00	1
	3210	Alabama	MSRP	CDBG	\$ 3,876.00	
	3210	Alabama	MSRP	CDBG	\$ 4,852.40	
11229/11228	2718	Southland	MSRP SD/FP	CDBG	\$ 6,220.00	1
	2718	Southland	MSRP SD/FP	CDBG	\$ 2,546.50	
	2718	Southland	MSRP SD/FP	CDBG	\$ 5,848.16	
11228	7204	Little Canyon	MSRP	CDBG	\$ 5,280.00	1
	7204	Little Canyon	MSRP	CDBG	\$ 1,285.00	
	7204	Little Canyon	MSRP	CDBG	\$ 8,523.20	
11228	1342	Fernwood	MSRP	CDBG	\$ 3,630.00	1
	1342	Fernwood	MSRP	CDBG	\$ 5,088.88	
	1342	Fernwood	MSRP	CDBG	\$ 5,242.50	
11229/11228	2834	Mc Dermott	MSRP SD/FP	CDBG	\$ 4,884.39	1
	2834	Mc Dermott	MSRP SD/FP	CDBG	\$ 3,872.96	
	2834	Mc Dermott	MSRP SD/FP	CDBG	\$ 1,145.00	
	2834	Mc Dermott	MSRP SD/FP	CDBG	\$ 6,663.02	
11229/11228	2801	Peary	MSRP SD/FP	CDBG	\$ 4,745.00	1
	2801	Peary	MSRP SD/FP	CDBG	\$ 6,545.00	
	2801	Peary	MSRP SD/FP	CDBG	\$ 1,335.00	
11228	6925	Sammy Circle	MSRP	CDBG	\$ 4,905.00	1
	6925	Sammy Circle	MSRP	CDBG	\$ 1,533.00	
	6925	Sammy Circle	MSRP	CDBG	\$ 1,724.66	
11229	2412	peabody TPYEII	MSRP SD/FP	CDBG	\$ 3,990.68	1
11228	734	Kirkwood	MSRP	CDBG	\$ 760.50	1
	734	Kirkwood	MSRP	CDBG	\$ 7,467.70	
	734	Kirkwood	MSRP	CDBG	\$ 5,600.00	
11228	10020	HYMIE	MSRP	CDBG	\$ 6,718.00	1
	10020	HYMIE	MSRP	CDBG	\$ 7,213.87	
11229/11228	2718	GERTRUDE	MSRP SD/FP	CDBG	\$ 2,608.00	1
	2718	GERTRUDE	MSRP SD/FP	CDBG	\$ 1,228.00	
	2718	GERTRUDE	MSRP SD/FP	CDBG	\$ 6,828.56	
	2718	GERTRUDE	MSRP SD/FP	CDBG	\$ 4,876.15	
11228	4077	HUCKLEBERY	MSRP	CDBG	\$ 4,847.00	1
	4077	HUCKLEBERY	MSRP	CDBG	\$ 6,843.00	
	4077	HUCKLEBERY	MSRP	CDBG	\$ 4,256.00	
11228	7900	POND	MSRP	CDBG	\$ 3,699.30	1
	7900	POND	MSRP	CDBG	\$ 4,842.50	
	7900	POND	MSRP	CDBG	\$ 5,504.00	
11228	2410	BLANTON	MSRP	CDBG	\$ 9,120.00	1
	2410	BLANTON	MSRP	CDBG	\$ 5,865.71	
11228	531	Goldwood	MSRP	CDBG	\$ 4,160.00	1
	531	Goldwood	MSRP	CDBG	\$ 8,354.19	
11228	7135	Woodland Terrace	MSRP	CDBG	\$ 5,445.00	1
11228	7437	Claymont	MSRP	CDBG	\$ 4,502.25	1
11228	7124	Arborcrest	MSRP	CDBG	\$ 6,864.75	1
	7124	Arborcrest	MSRP	CDBG	\$ 1,190.00	
	7124	Arborcrest	MSRP	CDBG	\$ 4,900.00	
11228	425	Suffolk	MSRP	CDBG	\$ 5,089.40	1
	425	Suffolk	MSRP	CDBG	\$ 6,335.10	
	425	Suffolk	MSRP	CDBG	\$ 6,037.20	
11228	4146	Tioga	MSRP	CDBG	\$ 5,749.00	1
	4146	Tioga	MSRP	CDBG	\$ 8,031.80	
	4146	Tioga	MSRP	CDBG	\$ 475.00	
11228	6740	Latta	MSRP	CDBG	\$ 778.50	1
	6740	Latta	MSRP	CDBG	\$ 5,477.44	
	6740	Latta	MSRP	CDBG	\$ 3,033.00	
	6740	Latta	MSRP	CDBG	\$ 6,573.00	

**FY 2011-12
Major Systems Repair Assisted Properties**

IDIS Activity		Address	Program	Funding Source	Amount Expended	# Units Produced
11228	414	Elston	MSRP	CDBG	\$ 5,805.50	1
11228	2342	Wynnnewood	MSRP	CDBG	\$ 6,294.00	1
	2342	Wynnnewood	MSRP	CDBG	\$ 2,768.00	
11228	708	Hines	MSRP	CDBG	\$ 7,347.92	1
	708	Hines	MSRP	CDBG	\$ 5,140.00	
11228	4852	BISMARK	MSRP	CDBG	\$ 4,207.49	1
	4852	BISMARK	MSRP	CDBG	\$ 5,140.00	
	4852	BISMARK	MSRP	CDBG	\$ 1,149.00	
11228	6814	SHADY MEADOW	MSRP	CDBG	\$ 1,200.00	1
	6814	SHADY MEADOW	MSRP	CDBG	\$ 8,354.40	
11228	2511	Club Manor	MSRP	CDBG	\$ 5,180.00	1
11228	3408	Cardinal	MSRP NIP	CDBG	\$ 6,183.15	1
	3408	Cardinal	MSRP NIP	CDBG	\$ 6,175.60	
	3408	Cardinal	MSRP NIP	CDBG	\$ 2,720.00	
11228	3927	Happy Canyon	MSRP	CDBG	\$ 6,960.00	1
	3927	Happy Canyon	MSRP	CDBG	\$ 6,005.00	
	3927	Happy Canyon	MSRP	CDBG	\$ 1,300.00	
11228	1020	Clearwood	MSRP	CDBG	\$ 7,528.00	1
11228	2508	San Paula	MSRP	CDBG	\$ 6,170.00	1
	2508	San Paula	MSRP	CDBG	\$ 7,359.15	
11228	1827	Leath	MSRP NIP	CDBG	\$ 1,575.00	1
	1827	Leath	MSRP NIP	CDBG	\$ 7,681.00	
	1827	Leath	MSRP NIP	CDBG	\$ 5,580.00	
11228	4850	Elena	MSRP	CDBG	\$ 1,170.00	1
	4850	Elena	MSRP	CDBG	\$ 3,085.00	
	4850	Elena	MSRP	CDBG	\$ 6,560.00	
11228	967	Ryan	MSRP	CDBG	\$ 3,703.00	1
	967	Ryan	MSRP	CDBG	\$ 7,500.00	
11228	1011	Forester	MSRP	CDBG	\$ 5,067.00	1
	1011	Forester	MSRP	CDBG	\$ 4,995.10	
	1011	Forester	MSRP	CDBG	\$ 4,518.99	
11228	711	Havenwood	MSRP	CDBG	\$ 5,141.43	1
	711	Havenwood	MSRP	CDBG	\$ 5,891.36	
	711	Havenwood	MSRP	CDBG	\$ 3,078.12	
11228	1943	Chattanooga	MSRP	CDBG	\$ 2,526.00	1
	1943	Chattanooga	MSRP	CDBG	\$ 3,814.00	
	1943	Chattanooga	MSRP	CDBG	\$ 4,774.12	
	1943	Chattanooga	MSRP	CDBG	\$ 4,516.90	
11228	3552	Nomas	MSRP	CDBG	\$ 4,893.73	1
	3552	Nomas	MSRP	CDBG	\$ 7,319.96	
	3552	Nomas	MSRP	CDBG	\$ 3,200.00	
	3552	Nomas	MSRP	CDBG	\$ 1,295.00	
11228	3025	Marjorie	MSRP	CDBG	\$ 1,773.12	1
	3025	Marjorie	MSRP	CDBG	\$ 5,277.00	
11228	1204	Willow Glen	MSRP	CDBG	\$ 4,404.68	1
	1204	Willow Glen	MSRP	CDBG	\$ 7,893.00	
11228	5026	Linder	MSRP NIP	CDBG	\$ 4,200.00	1
	5026	Linder	MSRP NIP	CDBG	\$ 3,675.00	
	5026	Linder	MSRP NIP	CDBG	\$ 4,772.00	
11228	407	Kruger	MSRP NIP	CDBG	\$ 2,670.00	1
	407	Kruger	MSRP NIP	CDBG	\$ 6,126.00	
	407	Kruger	MSRP NIP	CDBG	\$ 5,726.80	
11228	3230	Mayhew	MSRP	CDBG	\$ 3,330.00	1
	3230	Mayhew	MSRP	CDBG	\$ 5,120.00	
	3230	Mayhew	MSRP	CDBG	\$ 6,472.80	
11228	2072	Van Cleave	MSRP NIP	CDBG	\$ 5,338.00	1
	2072	Van Cleave	MSRP NIP	CDBG	\$ 8,929.38	
11228	5008	Hollow Ridge	MSRP	CDBG	\$ 5,654.00	1
	5008	Hollow Ridge	MSRP	CDBG	\$ 1,300.00	
11228	5324	Mystic Trl.	MSRP	CDBG	\$ 7,892.80	1
	5324	Mystic Trl.	MSRP	CDBG	\$ 1,150.00	
	5324	Mystic Trl.	MSRP	CDBG	\$ 4,608.50	
11228	2635	Globe	MSRP	CDBG	\$ 3,719.68	1

**'FY 2011-12
Major Systems Repair Assisted Properties**

IDIS Activity		Address	Program	Funding Source	Amount Expended	# Units Produced
	2635	Globe	MSRP	CDBG	\$ 6,944.30	
	2635	Globe	MSRP	CDBG	\$ 5,272.00	
11228	4831	Mexicana	MSRP	CDBG	\$ 4,095.00	1
11228	1326	Arizona	MSRP	CDBG	\$ 6,832.00	1
	1326	Arizona	MSRP	CDBG	\$ 8,843.11	
	1326	Arizona	MSRP	CDBG	\$ 1,145.00	
11228	1628	Windchime	MSRP	CDBG	\$ 5,972.00	1
	1628	Windchime	MSRP	CDBG	\$ 1,535.00	
	1628	Windchime	MSRP	CDBG	\$ 4,738.50	
11228	10239	Green Ash	MSRP	CDBG	\$ 8,348.00	1
	10239	Green Ash	MSRP	CDBG	\$ 5,320.00	
11228	4242	Clark College	MSRP	CDBG	\$ 1,300.00	1
	4242	Clark College	MSRP	CDBG	\$ 8,084.15	
11228	3516	Linefield	MSRP	CDBG	\$ 7,620.65	1
	3516	Linefield	MSRP	CDBG	\$ 960.00	
	3516	Linefield	MSRP	CDBG	\$ 3,680.00	
11228	8425	Campanella	MSRP	CDBG	\$ 2,880.00	1
	8425	Campanella	MSRP	CDBG	\$ 1,140.00	
	8425	Campanella	MSRP	CDBG	\$ 5,215.00	
	8425	Campanella	MSRP	CDBG	\$ 5,504.00	
11229/11228	3003	Hatcher	MSRP SD/FP	CDBG	\$ 2,160.00	1
	3003	Hatcher	MSRP SD/FP	CDBG	\$ 5,133.22	
	3003	Hatcher	MSRP SD/FP	CDBG	\$ 5,273.55	
	3003	Hatcher	MSRP SD/FP	CDBG	\$ 2,128.00	
11228	7961	Olusta	MSRP	CDBG	\$ 2,869.92	1
	7961	Olusta	MSRP	CDBG	\$ 5,343.70	
	7961	Olusta	MSRP	CDBG	\$ 5,979.30	
	7961	Olusta	MSRP	CDBG	\$ 3,230.00	
11228	3627	Dawes	MSRP	CDBG	\$ 2,635.00	1
	3627	Dawes	MSRP	CDBG	\$ 1,859.00	
	3627	Dawes	MSRP	CDBG	\$ 6,693.05	
	3627	Dawes	MSRP	CDBG	\$ 6,221.70	
11228	6421	Palm Island	MSRP	CDBG	\$ 3,476.00	1
	6421	Palm Island	MSRP	CDBG	\$ 1,150.00	
	6421	Palm Island	MSRP	CDBG	\$ 5,825.00	
	6421	Palm Island	MSRP	CDBG	\$ 5,227.00	
11228	6108	Greenmere	MSRP	CDBG	\$ 5,619.00	1
	6108	Greenmere	MSRP	CDBG	\$ 738.00	
	6108	Greenmere	MSRP	CDBG	\$ 5,373.16	
11228	3471	Pacesetter	MSRP	CDBG	\$ 7,129.47	1
	3471	Pacesetter	MSRP	CDBG	\$ 4,730.00	
	3471	Pacesetter	MSRP	CDBG	\$ 5,639.50	
11228	614	Green Cove	MSRP	CDBG	\$ 7,596.24	1
	614	Green Cove	MSRP	CDBG	\$ 6,525.00	
	614	Green Cove	MSRP	CDBG	\$ 795.00	
11228	639	N Rosemont	MSRP	CDBG	\$ 2,175.00	1
	639	N Rosemont	MSRP	CDBG	\$ 4,448.50	
	639	N Rosemont	MSRP	CDBG	\$ 4,312.00	
	639	N Rosemont	MSRP	CDBG	\$ 6,564.00	
11228	714	Highcrest	MSRP	CDBG	\$ 6,366.26	1
	714	Highcrest	MSRP	CDBG	\$ 4,560.00	
11228	6310	Moonglow	MSRP	CDBG	\$ 7,436.23	1
	6310	Moonglow	MSRP	CDBG	\$ 6,317.88	
	6310	Moonglow	MSRP	CDBG	\$ 1,000.00	
11228	9622	Laneyvale	MSRP	CDBG	\$ 8,318.36	1
	9622	Laneyvale	MSRP	CDBG	\$ 4,104.00	
11228	12230	Willowdell	MSRP	CDBG	\$ 3,640.00	1
	12230	Willowdell	MSRP	CDBG	\$ 7,825.08	
11228	10108	Neosho	MSRP	CDBG	\$ 3,272.78	1
	10108	Neosho	MSRP	CDBG	\$ 8,558.04	
	10108	Neosho	MSRP	CDBG	\$ 5,271.00	
11228	540	Goldwood	MSRP	CDBG	\$ 3,840.00	1
	540	Goldwood	MSRP	CDBG	\$ 8,673.22	

**'FY 2011-12
Major Systems Repair Assisted Properties**

IDIS Activity		Address	Program	Funding Source	Amount Expended	# Units Produced
11228	1521	Meadow Valley	MSRP	CDBG	\$ 3,840.00	1
	1521	Meadow Valley	MSRP	CDBG	\$ 6,929.76	
	1521	Meadow Valley	MSRP	CDBG	\$ 5,275.35	
11228	1623	ALLENTOWN	MSRP	CDBG	\$ 9,426.15	1
11228	8926	CHERRYBROOK	MSRP	CDBG	\$ 6,770.75	1
	8926	CHERRYBROOK	MSRP	CDBG	\$ 7,510.73	
11228	2015	DANCLIFF	MSRP	CDBG	\$ 7,777.50	1
	2015	DANCLIFF	MSRP	CDBG	\$ 7,298.35	
11228	7831	LOST MIRAGE	MSRP	CDBG	\$ 6,450.32	1
	7831	LOST MIRAGE	MSRP	CDBG	\$ 5,344.00	
	7831	LOST MIRAGE	MSRP	CDBG	\$ 4,160.00	
11228	2222	MICHIGAN	MSRP	CDBG	\$ 4,275.00	1
	2222	MICHIGAN	MSRP	CDBG	\$ 5,157.00	
	2222	MICHIGAN	MSRP	CDBG	\$ 2,880.00	
11228	367	CRUSADER	MSRP	CDBG	\$ 5,205.00	1
	367	CRUSADER	MSRP	CDBG	\$ 1,007.44	
	367	CRUSADER	MSRP	CDBG	\$ 7,076.87	
11228	1446	FERNWOOD	MSRP	CDBG	\$ 8,764.25	1
	1446	FERNWOOD	MSRP	CDBG	\$ 6,850.00	
11228	4311	CANADA	MSRP	CDBG	\$ 6,848.68	1
11228	622	KESLO	MSRP	CDBG	\$ 7,350.60	1
	622	KESLO	MSRP	CDBG	\$ 8,819.05	
10957	827	GLEN ARBOR	MSRP	CDBG	\$ 1,140.00	1
	827	GLEN ARBOR	MSRP	CDBG	\$ 5,358.15	
	827	GLEN ARBOR	MSRP	CDBG	\$ 7,063.55	
10957	10623	SYLVIA ST.	MSRP	CDBG	\$ 1,680.00	1
	10623	SYLVIA ST.	MSRP	CDBG	\$ 2,400.00	
	10623	SYLVIA ST.	MSRP	CDBG	\$ 4,338.00	
	10623	SYLVIA ST.	MSRP	CDBG	\$ 4,434.73	
10957	2631	MORGAN DR.	MSRP	CDBG	\$ 1,609.00	1
	2631	MORGAN DR.	MSRP	CDBG	\$ 5,391.00	
	2631	MORGAN DR.	MSRP	CDBG	\$ 4,879.80	
10957	4839	CLOVER HAVEN	MSRP	CDBG	\$ 400.00	1
	4839	CLOVER HAVEN	MSRP	CDBG	\$ 1,534.65	
	4839	CLOVER HAVEN	MSRP	CDBG	\$ 5,500.00	
10957	7129	BRUTON RD.	MSRP	CDBG	\$ 3,465.00	1
	7129	BRUTON RD.	MSRP	CDBG	\$ 4,905.00	
	7129	BRUTON RD.	MSRP	CDBG	\$ 6,147.00	
10957	9612	TAMALPAIS DR	MSRP	CDBG	\$ 1,529.50	1
	9612	TAMALPAIS DR	MSRP	CDBG	\$ 5,100.00	
	9612	TAMALPAIS DR	MSRP	CDBG	\$ 8,120.89	
11228	9612	TAMALPAIS DR (II)	MSRP	CDBG	\$ 6,302.00	
11228	6305	Denham (II)	MSRP	CDBG	\$ 5,094.44	1
10957	2728	OBANNON DR	MSRP	CDBG	\$ 3,360.00	1
10957	415	COAHUILA DR	MSRP	CDBG	\$ 2,900.00	1
	415	COAHUILA DR	MSRP	CDBG	\$ 5,074.95	
	415	COAHUILA DR	MSRP	CDBG	\$ 7,355.00	
10957	506	MANNINGTON DR.	MSRP	CDBG	\$ 1,895.00	1
	506	MANNINGTON DR.	MSRP	CDBG	\$ 4,580.35	
	506	MANNINGTON DR.	MSRP	CDBG	\$ 1,920.00	
	506	MANNINGTON DR.	MSRP	CDBG	\$ 5,530.00	
10957	3019	ASTER ST.	MSRP	CDBG	\$ 4,775.00	1
	3019	ASTER ST.	MSRP	CDBG	\$ 5,140.00	
	3019	ASTER ST.	MSRP	CDBG	\$ 8,552.02	
10957	830	LAMBERT ST	MSRP	CDBG	\$ 2,019.00	1
	830	LAMBERT ST	MSRP	CDBG	\$ 2,695.00	
	830	LAMBERT ST	MSRP	CDBG	\$ 5,031.00	
	830	LAMBERT ST	MSRP	CDBG	\$ 4,800.69	
10957	10006	HYMIE CIR.	MSRP	CDBG	\$ 1,135.00	1
	10006	HYMIE CIR.	MSRP	CDBG	\$ 1,534.75	
	10006	HYMIE CIR.	MSRP	CDBG	\$ 5,010.00	
	10006	HYMIE CIR.	MSRP	CDBG	\$ 4,446.00	
10957	4416	DOVE CREEK WAY	MSRP	CDBG	\$ 7,818.75	1

**'FY 2011-12
Major Systems Repair Assisted Properties**

IDIS Activity		Address	Program	Funding Source	Amount Expended	# Units Produced
	4416	DOVE CREEK WAY	MSRP	CDBG	\$ 5,360.00	
	4416	DOVE CREEK WAY	MSRP	CDBG	\$ 1,129.30	
10957	2207	GAYLORD DR	MSRP	CDBG	\$ 4,320.00	1
	2207	GAYLORD DR	MSRP	CDBG	\$ 8,645.70	
10957	3715	SOFTCLOUD DR	MSRP	CDBG	\$ 324.00	1
	3715	SOFTCLOUD DR	MSRP	CDBG	\$ 6,283.00	
	3715	SOFTCLOUD DR	MSRP	CDBG	\$ 4,690.00	
	3715	SOFTCLOUD DR	MSRP	CDBG	\$ 3,904.00	
10957	3028	GIBBS WILLIAMS RD	MSRP	CDBG	\$ 8,809.94	1
	3028	GIBBS WILLIAMS RD	MSRP	CDBG	\$ 2,180.00	
	3028	GIBBS WILLIAMS RD	MSRP	CDBG	\$ 1,069.50	
10957	2207	RAMSEY AVE	MSRP	CDBG	\$ 6,210.50	1
	2207	RAMSEY AVE	MSRP	CDBG	\$ 7,314.50	
11228	3318	Ridgemoor	MSRP NIP	CDBG	\$ 6,127.00	1
	3318	Ridgemoor	MSRP NIP	CDBG	\$ 7,657.00	
11228	2710	Fordham	MSRP NIP	CDBG	\$ 4,980.00	1
	2710	Fordham	MSRP NIP	CDBG	\$ 5,208.99	
	2710	Fordham	MSRP NIP	CDBG	\$ 5,914.44	
11228	2632	Volga	MSRP NIP	CDBG	\$ 1,295.00	1
	2632	Volga	MSRP NIP	CDBG	\$ 2,400.00	
	2632	Volga	MSRP NIP	CDBG	\$ 6,228.98	
	2632	Volga	MSRP NIP	CDBG	\$ 5,420.40	
10957	2540	KIRKLEY ST	MSRP NIP	CDBG	\$ 1,050.00	1
	2540	KIRKLEY ST	MSRP NIP	CDBG	\$ 5,150.00	
	2540	KIRKLEY ST	MSRP NIP	CDBG	\$ 2,480.00	
10957	5119	CARDIFF ST.	MSRP NIP	CDBG	\$ 1,133.00	1
	5119	CARDIFF ST.	MSRP NIP	CDBG	\$ 3,375.00	
	5119	CARDIFF ST.	MSRP NIP	CDBG	\$ 5,145.00	
	5119	CARDIFF ST.	MSRP NIP	CDBG	\$ 5,382.44	
11228	3107	FERNWOOD	MSRP NIP	CDBG	\$ 5,205.00	1
	3107	FERNWOOD	MSRP NIP	CDBG	\$ 5,693.00	
	3107	FERNWOOD	MSRP NIP	CDBG	\$ 5,698.46	
11228	2754	MEADOW HARVEST	MSRP	CDBG	\$ 1,536.28	1
	2754	MEADOW HARVEST	MSRP	CDBG	\$ 5,750.35	
11228	3806	TIOGA	MSRP	CDBG	\$ 7,436.35	
	3806	TIOGA	MSRP	CDBG	\$ 2,970.00	
11228	9459	GLENGREEN	MSRP	CDBG	\$ 5,477.00	1
	9459	GLENGREEN	MSRP	CDBG	\$ 5,200.00	
	9459	GLENGREEN	MSRP	CDBG	\$ 726.00	
	9459	GLENGREEN	MSRP	CDBG	\$ 6,096.88	
				Total:	\$ 1,380,391.57	106

This page intentionally left blank.

17. MINORITY OUTREACH

This page intentionally left blank.

HOME APR
FY 2011-12 Minority Outreach Reconstruction/Repair Narrative
City of Dallas Housing/Community Services Department

C. Minority Outreach

To improve the utilization of minority and women owned businesses, the Department continues to examine the utilization and women owned businesses by non-profit housing organizations funded by the City. Steps continue to be taken to establish Good Faith Effort plans in future contracts with nonprofits.

1) An analysis of participation of minorities and women and entities owned by minorities and women in its HOME Program

Under the HOME Program **forty (40)** Home Repair projects were initiated in FY 2011-12 as follows:

Twenty-nine (29) projects were **completed** totaling **\$2,604,024.00**.

- **Ten (10)** projects were awarded to **Black Non-Hispanic male contractors totaling \$911,214.00**;
- One **(1)** project was awarded to a Hispanic male contractor totaling **\$93,400.00**; and
- Eighteen **(18)** projects were awarded to White Non-Hispanic contractors totaling **\$1,599,410.00**

Eleven (11) projects are **underway** with current funding totaling **\$1,085,000.00**.

- **Four (4) projects** were awarded to Black Non-Hispanic male contractors totaling **\$412,000.00**;
- **One (1) project** was awarded to a Hispanic male contractor totaling **\$103,000.00**; and
- **Six (6)** projects were awarded to White Non-Hispanic contractors totaling **\$570,000.00**.

2) A statement of actions planned to improve performance in the use of minority and women-owned business where appropriate.

The City of Dallas continues with the “Good Faith Effort Plan” for involving qualified Minority and Women-Owned Business Enterprises in its various programs. The Housing Department continues to ask the general contractors to encourage the M/WBE subcontractors who are not certified with the North Central Texas Regional Certification Agency to seek certification through the Good Faith Effort (GFE) Division of the Business Development and Procurement Services Department.

This page intentionally left blank.

FY 2011-12 HOME Funded MWBE Reconstruction Repair Projects - Contracts Awarded
October 1, 2011 - September 30, 2012

Contractor	Address	Race	Gender	Underway	Completed	Amount of Contract**
Bethel Construction	*4016 Opal	AA	M		\$ 93,400.00	\$ 93,400.00
	1434 Claude			\$ 103,000.00		\$ 103,000.00
	1343 Barry			\$ 103,000.00		\$ 103,000.00
	*2310 Alaska				\$ 93,305.00	\$ 93,305.00
		Subtotal		\$ 206,000.00	\$ 186,705.00	\$ 392,705.00
Altura Homes DFW, LP	*2651 Moffatt	WH	M		\$ 93,400.00	\$ 93,400.00
	*2527 Ewing				\$ 92,280.00	\$ 92,280.00
	*1502 Oakley				\$ 92,905.00	\$ 92,905.00
	231 Red Wing			\$ 93,400.00		\$ 93,400.00
	3301 Chihuahua			\$ 93,400.00		\$ 93,400.00
	2439 Vegas			\$ 93,400.00		\$ 93,400.00
	*2723 Grafton				\$ 93,400.00	\$ 93,400.00
	*1533 Maywood				\$ 93,400.00	\$ 93,400.00
	*3529 Cauthorn				\$ 93,400.00	\$ 93,400.00
		Subtotal		\$ 280,200.00	\$ 558,785.00	\$ 838,985.00
Eric Miller Homes, Inc.	*2619 Mike	WH	M		\$ 93,400.00	\$ 93,400.00
	2723 Burger			\$ 93,400.00		\$ 93,400.00
	*6365 Denham				\$ 93,400.00	\$ 93,400.00
	*3202 Bill Harrod				\$ 93,400.00	\$ 93,400.00
	2906 Alpine			\$ 103,000.00		\$ 103,000.00
	*649 El Wayne				\$ 93,400.00	\$ 93,400.00
	*2814 Michigan				\$ 93,400.00	\$ 93,400.00
	*3230 Reynolds				\$ 93,400.00	\$ 93,400.00
		Subtotal		\$ 196,400.00	\$ 560,400.00	\$ 756,800.00
Opportunity Developers	*1829 Overton	AA	M		\$ 93,400.00	\$ 93,400.00
	*4022 Ladale				\$ 93,400.00	\$ 93,400.00
	*3160 Nandina				\$ 103,000.00	\$ 103,000.00
	*3612 Fitzhugh				\$ 103,000.00	\$ 103,000.00
	*2703 Modree				\$ 103,000.00	\$ 103,000.00
	5317 Goodman			\$ 103,000.00		\$ 103,000.00
	10141 Oakwood			\$ 103,000.00		\$ 103,000.00
Split Funded	*4319 Penelope				\$ 41,909.00	\$ 41,909.78
		Subtotal		\$ 206,000.00	\$ 537,709.00	\$ 743,709.78
Myers	*350 Bonnie View	WH	M		\$ 93,400.00	\$ 93,400.00
	*12130 Schroeder				\$ 93,400.00	\$ 93,400.00
	1727 Garza			\$ 93,400.00		\$ 93,400.00
Split Funded	*12105 Oberlin				\$ 13,225.00	\$ 13,255.02
	*2514 Kilburn				\$ 93,400.00	\$ 93,400.00
	*2002 Idaho				\$ 93,400.00	\$ 93,400.00
		Subtotal		\$ 93,400.00	\$ 386,825.00	\$ 480,255.02
Lincoln House Building	3918 Vineyard	HIS	M	\$ 103,000.00		\$ 103,000.00
		Subtotal		\$ 103,000.00	\$ -	\$ 103,000.00
Nationwide	*541 Hatton	AA	M		\$ 93,400.00	\$ 93,400.00
	*1918 W 10th				\$ 93,400.00	\$ 93,400.00
		Subtotal		\$ -	\$ 186,800.00	\$ 186,800.00
Retired Professional Football Players of Dallas	*2414 Garden	WH	M		\$ 93,400.00	\$ 93,400.00
Torres Construction	*5531 Alta	HIS	M		\$ 93,400.00	\$ 93,400.00
* Indicates property is completed						
TOTAL				\$ 1,085,000.00	\$ 2,604,024.00	\$ 3,689,054.80

** Amounts are based on contract amounts awarded and not actual expenditures.

This page intentionally left blank.

18. SHORTFALL FUNDS

This page intentionally left blank.

SHORTFALL FUNDS

The City of Dallas did not have any shortfall funds during the 2011-12 program year.

This page intentionally left blank.

19. HOME MATCH

This page intentionally left blank.

HOME Match Report

U.S. Department of Housing and Urban Development
Office of Community Planning and Development

OMB Approval No. 2506-0171
(exp. 12/31/2012)

Part I Participant Identification			Match Contributions for Federal Fiscal Year (yyyy) 2011-12
1. Participant No. (assigned by HUD) M-11-MC480203	2. Name of the Participating Jurisdiction City of Dallas	3. Name of Contact (person completing this report) Diane Conner	
5. Street Address of the Participating Jurisdiction 1500 Marilla, Room 6DN, Housing/Community Services Department		4. Contact's Phone Number (include area code) 214-671-0640	
6. City Dallas	7. State TX	8. Zip Code 75201	

Part II Fiscal Year Summary		
1. Excess match from prior Federal fiscal year	\$	6,361,057
2. Match contributed during current Federal fiscal year (see Part III.9.)	\$	\$4,068,337
3. Total match available for current Federal fiscal year (line 1 + line 2)		\$ 10,429,394
4. Match liability for current Federal fiscal year		\$ 1,476,929
5. Excess match carried over to next Federal fiscal year (line 3 minus line 4)		\$ 8,952,465

Part III Match Contribution for the Federal Fiscal Year								
1. Project No. or Other ID	2. Date of Contribution (mm/dd/yyyy)	3. Cash (non-Federal sources)	4. Foregone Taxes, Fees, Charges	5. Appraised Land / Real Property	6. Required Infrastructure	7. Site Preparation, Construction Materials, Donated labor	8. Bond Financing	9. Total Match
		\$4,068,337					\$	\$4,068,337

1. Project No. or Other ID	2. Date of Contribution (mm/dd/yyyy)	3. Cash (non-Federal sources)	4. Foregone Taxes, Fees, Charges	5. Appraised Land / Real Property	6. Required Infrastructure	7. Site Preparation, Construction Materials, Donated labor	8. Bond Financing	9. Total Match

Public reporting burden for this collection of information is estimated to average 45 minutes per response, including the time for reviewing instructions, searching existing data sources, gathering and maintaining the data needed, and completing and reviewing the collection of information. This agency may not conduct or sponsor, and a person is not required to respond to, a collection of information unless that collection displays a valid OMB control number.

The HOME statute imposes a significant number of data collection and reporting requirements. This includes information on assisted properties, on the owners or tenants of the properties, and on other programmatic areas. The information will be used: 1) to assist HOME participants in managing their programs; 2) to track performance of participants in meeting fund commitment and expenditure deadlines; 3) to permit HUD to determine whether each participant meets the HOME statutory income targeting and affordability requirements; and 4) to permit HUD to determine compliance with other statutory and regulatory program requirements. This data collection is authorized under Title II of the Cranston-Gonzalez National Affordable Housing Act or related authorities. Access to Federal grant funds is contingent on the reporting of certain project-specific data elements. Records of information collected will be maintained by the recipients of the assistance. Information on activities and expenditures of grant funds is public information and is generally available for disclosure. Recipients are responsible for ensuring confidentiality when public disclosure is not required.

Instructions for the HOME Match Report

Applicability:

The HOME Match Report is part of the HOME APR and must be filled out by every participating jurisdiction that incurred a match liability. Match liability occurs when FY 1993 funds (or subsequent year funds) are drawn down from the U.S. Treasury for HOME projects. A Participating Jurisdiction (PJ) may start counting match contributions as of the beginning of Federal Fiscal Year 1993 (October 1, 1992). A jurisdiction not required to submit this report, either because it did not incur any match or because it had a full match reduction, may submit a HOME Match Report if it wishes. The match would count as excess match that is carried over to subsequent years. The match reported on this form must have been contributed during the reporting period (between October 1 and September 30).

Timing:

This form is to be submitted as part of the HOME APR on or before December 31. The original is sent to the HUD Field Office. One copy is sent to the

Office of Affordable Housing Programs, CGHF
Room 7176, HUD, 451 7th Street, S.W.
Washington, D.C. 20410.

The participating jurisdiction also keeps a copy.

Instructions for Part II:

1. **Excess match from prior Federal fiscal year:** Excess match carried over from prior Federal fiscal year.
2. **Match contributed during current Federal fiscal year:** The total amount of match contributions for all projects listed under Part III in column 9 for the Federal fiscal year.

3. **Total match available for current Federal fiscal year:** The sum of excess match carried over from the prior Federal fiscal year (Part II, line 1) and the total match contribution for the current Federal fiscal year (Part II, line 2). This sum is the total match available for the Federal fiscal year.

4. **Match liability for current Federal fiscal year:** The amount of match liability is available from HUD and is provided periodically to PJs. The match must be provided in the current year. The amount of match that must be provided is based on the amount of HOME funds drawn from the U.S. Treasury for HOME projects. The amount of match required equals 25% of the amount drawn down for HOME projects during the Federal fiscal year. Excess match may be carried over and used to meet match liability for subsequent years (see Part II line 5). Funds drawn down for administrative costs, CHDO operating expenses, and CHDO capacity building do not have to be matched. Funds drawn down for CHDO seed money and/or technical assistance loans do not have to be matched if the project does not go forward. A jurisdiction is allowed to get a partial reduction (50%) of match if it meets one of two statutory distress criteria, indicating "fiscal distress," or else a full reduction (100%) of match if it meets both criteria, indicating "severe fiscal distress." The two criteria are poverty rate (must be equal to or greater than 125% of the average national family poverty rate to qualify for a reduction) and per capita income (must be less than 75% of the national average per capita income to qualify for a reduction). In addition, a jurisdiction can get a full reduction if it is declared a disaster area under the Robert T. Stafford Disaster Relief and Emergency Act.

5. **Excess match carried over to next Federal fiscal year:** The total match available for the current Federal fiscal year (Part II, line 3) minus the match liability for the current Federal fiscal year (Part II, line 4). Excess match may be carried over and applied to future HOME project match liability.

Instructions for Part III:

1. **Project No. or Other ID:** "Project number" is assigned by the C/MI System when the PJ makes a project setup call. These projects involve at least some Treasury funds. If the HOME project does not involve Treasury funds, it must be identified with "other ID" as follows: the fiscal year (last two digits only), followed by a number (starting from "01" for the first non-Treasury-funded project of the fiscal year), and then at least one of the following abbreviations: "SF" for project using shortfall funds, "PI" for projects using program income, and "NON" for non-HOME-assisted affordable housing. Example: 93.01.SF, 93.02.PI, 93.03.NON, etc.

Shortfall funds are non-HOME funds used to make up the difference between the participation threshold and the amount of HOME funds allocated to the PJ; the participation threshold requirement applies only in the PJ's first year of eligibility. [§92.102]

Program income (also called "repayment income") is any return on the investment of HOME funds. This income must be deposited in the jurisdiction's HOME account to be used for HOME projects. [§92.503(b)]

Non-HOME-assisted affordable housing is investment in housing not assisted by HOME funds that would qualify as “affordable housing” under the HOME Program definitions. “NON” funds must be contributed to a specific project; it is not sufficient to make a contribution to an entity engaged in developing affordable housing. [§92.219(b)]

2. **Date of Contribution:** Enter the date of contribution. Multiple entries may be made on a single line as long as the contributions were made during the current fiscal year. In such cases, if the contributions were made at different dates during the year, enter the date of the last contribution.
3. **Cash:** Cash contributions from non-Federal resources. This means the funds are contributed permanently to the HOME Program regardless of the form of investment the jurisdiction provides to a project. Therefore all repayment, interest, or other return on investment of the contribution must be deposited in the PJ’s HOME account to be used for HOME projects. The PJ, non-Federal public entities (State/local governments), private entities, and individuals can make contributions. The grant equivalent of a below-market interest rate loan to the project is eligible when the loan is not repayable to the PJ’s HOME account. [§92.220(a)(1)] In addition, a cash contribution can count as match if it is used for eligible costs defined under §92.206 (except administrative costs and CHDO operating expenses) or under §92.209, or for the following non-eligible costs: the value of non-Federal funds used to remove and relocate ECHO units to accommodate eligible tenants, a project reserve account for replacements, a project reserve account for unanticipated increases in operating costs, operating subsidies, or costs relating to the portion of a mixed-income or mixed-use project not related to the affordable housing units. [§92.219(c)]
4. **Foregone Taxes, Fees, Charges:** Taxes, fees, and charges that are normally and customarily charged but have been waived, foregone, or deferred in a manner that achieves affordability of the HOME-assisted housing. This includes State tax credits for low-income housing development. The amount of real estate taxes may be based on the

post-improvement property value. For those taxes, fees, or charges given for future years, the value is the present discounted cash value. [§92.220(a)(2)]

5. **Appraised Land/Real Property:** The appraised value, before the HOME assistance is provided and minus any debt burden, lien, or other encumbrance, of land or other real property, not acquired with Federal resources. The appraisal must be made by an independent, certified appraiser. [§92.220(a)(3)]
6. **Required Infrastructure:** The cost of investment, not made with Federal resources, in on-site and off-site infrastructure directly required for HOME-assisted affordable housing. The infrastructure must have been completed no earlier than 12 months before HOME funds were committed. [§92.220(a)(4)]
7. **Site preparation, Construction materials, Donated labor:** The reasonable value of any site-preparation and construction materials, not acquired with Federal resources, and any donated or voluntary labor (see §92.354(b)) in connection with the site-preparation for, or construction or rehabilitation of, affordable housing. The value of site-preparation and construction materials is determined in accordance with the PJ’s cost estimate procedures. The value of donated or voluntary labor is determined by a single rate (“labor rate”) to be published annually in the Notice Of Funding Availability (NOFA) for the HOME Program. [§92.220(6)]
8. **Bond Financing:** Multifamily and single-family project bond financing must be validly issued by a State or local government (or an agency, instrumentality, or political subdivision thereof). 50% of a loan from bond proceeds made to a multifamily affordable housing project owner can count as match. 25% of a loan from bond proceeds made to a single-family affordable housing project owner can count as match. Loans from all bond proceeds, including excess bond match from prior years, may not exceed 25% of a PJ’s total annual match contribution. [§92.220(a)(5)] The amount in excess of the 25% cap for bonds may carry over, and the excess will count as part of the statutory limit of up to 25% per year. Requirements regarding

bond financing as an eligible source of match will be available upon publication of the implementing regulation early in FY 1994.

9. **Total Match:** Total of items 3 through 8. This is the total match contribution for each project identified in item 1.

Ineligible forms of match include:

1. Contributions made with or derived from Federal resources e.g. CDBG funds [§92.220(b)(1)]
2. Interest rate subsidy attributable to the Federal tax-exemption on financing or the value attributable to Federal tax credits [§92.220(b)(2)]
3. Contributions from builders, contractors or investors, including owner equity, involved with HOME-assisted projects. [§92.220(b)(3)]
4. Sweat equity [§92.220(b)(4)]
5. Contributions from applicants/recipients of HOME assistance [§92.220(b)(5)]
6. Fees/charges that are associated with the HOME Program only, rather than normally and customarily charged on all transactions or projects [§92.220(a)(2)]
7. Administrative costs

HOME APR

FY 2011-12 HOME MATCH NARRATIVE

City of Dallas Housing / Community Services Department

1. Cadillac Heights: In FY 2002-03, the City of Dallas appropriated \$357,752 in General Funds to fund Mortgage Assistance Program for families in the Cadillac Heights area of Dallas. During FY 2011-12, \$60,073 was expended for homebuyer subsidies in that area.
2. Affordable Housing Cost Participation Program: During FY 2011-12, \$0 was spent from this program.
3. Dallas Tomorrow Fund Program: In FY 2008-09, the City of Dallas appropriated \$309,528 in General Funds to fund the Dallas Tomorrow Fund Program. During FY 2011-12, \$12,500 was expended in this program.
4. Bond Funds: Between FY 2002-06, the City of Dallas voters approved the sale of 2003 and 2006 municipal bonds for infrastructure development for affordable single-family homes, for mixed use affordable developments, and for transit oriented developments that would create affordable housing. During FY 2011-12, \$772,000 in Bond funds was spent toward these units.
5. Homeless Bond: In 2005, City of Dallas voters approved the sale of general obligation bonds for development of homeless facilities including permanent supportive housing. During FY 2011-12, \$0 was expended toward these facilities.
6. Court Ordered Restitution Fund for Affordable Housing: In FY 2010-11, the Courts ordered restitution in a Federal Court case in the amount of \$1,250,000 to be provided to the City of Dallas for affordable housing. During FY 2011-12, \$1,098,764 was expended from this fund.
7. Tax Increment Financing (TIF): The Downtown Connection TIF and City Center TIF have provided increment financing on an annual basis for affordable housing to be provided by the Housing/Community Services Department. During FY 2011-12, \$2,125,000 was expended from this fund.

This page intentionally left blank.

HOME APR
FY 2011-12 HOME Fund Match Sources and Liabilities Summary
City of Dallas Housing/Community Services Department

<u>General Fund</u>	SOURCE	<u>Expenditures</u>
1	Cadillac Heights (MAP) Program	\$ 60,073
2	Affordable Housing Cost Participation Program	\$ -
3	Dallas Tomorrow Fund Program	\$ 12,500
4	Bond Program (Jubilee Senior Housing)	\$ 772,000
5	Homeless Bond	\$ -
6	Court Ordered Restitution Fund for Affordable Housing	\$ 1,098,764
7	Tax Increment Financing (Atmos and Providence)	\$ 2,125,000
	Subtotal	\$ 4,068,337
8	Prior Fiscal Year Excess Fund Match	\$ 6,361,057
	Total	\$ 10,429,394

<u>HOME</u>	LIABILITIES	<u>Expenditures*</u>
1	Reconstruction/SHARE Program	\$ 3,755,928
2	Mortgage Assistance Program	\$ 1,724,663
3	CHDO Projects	\$ 5,612,613
4	TBRA	\$ 722,226
	Total	\$ 11,815,430

	\$ 11,815,430
	x 12.50%
= MATCH LIABILITY:	\$ 1,476,929
	\$ 8,952,465

* Amounts are based on actual total fiscal year expenditures while the HOME APR project reports' amounts are based on contract amounts awarded.

This page intentionally left blank.

**FY 2011-12 Home Reconstruction / SHARE Assisted Properties
City of Dallas Housing/Community Services Department**

IDIS Activity#		Address	Program	Funding Source	Funding Amount	Units Completed
10713	3307	Jerome	RECON	CDBG	\$ 93,400.00	1
10713	4109	Marshall	RECON	CDBG	\$ 92,680.00	1
1138	2414	Garden	RECON	CDBG	\$ 93,400.00	1
10713	1510	Dalview	RECON	CDBG	\$ 93,400.00	1
9883	3114	Modree	RECON	CDBG	\$ 93,400.00	1
9882	4533	Cherborough	RECON	CDBG	\$ 93,400.00	1
10713	2831	Burger Ave	RECON	CDBG	\$ 93,400.00	1
9882/11353	4318	Penelope St.	RECON	SPLIT/CDBG	\$ 51,491.00	0.5
11414/98831/93 59/10175	12105	Oberlin	RECON	SPLIT/CDBG	\$ 80,175.00	0.8
	Total				\$ 784,746.00	8.3
11148	1829	Overton, E.	RECON	HOME	\$ 93,400.00	1
11127	1533	Maywood Ave	RECON	HOME	\$ 93,400.00	1
11126	3529	Cauthorn	RECON	HOME	\$ 93,400.00	1
11139	3230	Reynolds	RECON	HOME	\$ 93,400.00	1
11268	2002	Idaho Ave	RECON	HOME	\$ 93,400.00	1
11257	2310	Alaska	RECON	HOME	\$ 93,305.00	1
9882	3403	Garden	RECON	HOME	\$ 93,400.00	1
11258	649	Elwayne	RECON	HOME	\$ 93,400.00	1
11129	5531	Alta Ave	RECON	HOME	\$ 93,400.00	1
11138	2814	Michigan Ave	RECON	HOME	\$ 93,400.00	1
11260	2514	Kilburn Ave	RECON	HOME	\$ 93,400.00	1
11329	4016	Opal Ave	RECON	HOME	\$ 93,400.00	1
11136	4022	Ladale Dr	RECON	HOME	\$ 93,400.00	1
11449	2619	Mike Street	RECON	HOME	\$ 93,400.00	1
11476	2527	Ewing, S.	RECON	HOME	\$ 92,280.00	1
11458	3202	Bill Harrod	RECON	HOME	\$ 93,400.00	1
11472	2703	Modree	RECON	HOME	\$ 103,000.00	1
11473	3160	Nandina Dr.	RECON	HOME	\$ 103,000.00	1
11399	350	Bonnie View	RECON	HOME	\$ 93,400.00	1
11409	12130	Schroeder	RECON	HOME	\$ 93,400.00	1
11137	2723	Grafton Ave	RECON	HOME	\$ 93,400.00	1
11462	1502	Oakley	RECON	HOME	\$ 92,905.00	1
11460	2651	Moffatt	RECON	HOME	\$ 93,400.00	1
11474	3612	Fitzhugh, S.	RECON	HOME	\$ 103,000.00	1
11466	6365	Denham	RECON	HOME	\$ 93,400.00	1
11464	1918	10TH W.	RECON	HOME	\$ 93,400.00	1
11465	541	Hatton	RECON	HOME	\$ 93,400.00	1
9882/11353	4318	Penelope St.	RECON	SPLIT/HOME	\$ 41,909.00	0.5
11414/98831/93 59/10175	12105	Oberlin	RECON	SPLIT/HOME	\$ 13,225.00	0.2
	Total				\$ 2,604,024.00	27.7
		Grand Total:			\$ 3,388,770.00	36

This page intentionally left blank.

20. ANNUAL PERFORMANCE REPORT

This page intentionally left blank.

Annual Performance Report HOME Program

**U.S. Department of Housing
and Urban Development**
Office of Community Planning
and Development

OMB Approval No. 2506-0171
(exp. 05/31/2007)

Public reporting burden for this collection of information is estimated to average 2.5 hours per response, including the time for reviewing instructions, searching existing data sources, gathering and maintaining the data needed, and completing and reviewing the collection of information. This agency may not conduct or sponsor, and a person is not required to respond to, a collection of information unless that collection displays a valid OMB control number.

The HOME statute imposes a significant number of data collection and reporting requirements. This includes information on assisted properties, on the owners or tenants of the properties, and on other programmatic areas. The information will be used: 1) to assist HOME participants in managing their programs; 2) to track performance of participants in meeting fund commitment and expenditure deadlines; 3) to permit HUD to determine whether each participant meets the HOME statutory income targeting and affordability requirements; and 4) to permit HUD to determine compliance with other statutory and regulatory program requirements. This data collection is authorized under Title II of the Cranston-Gonzalez National Affordable Housing Act or related authorities. Access to Federal grant funds is contingent on the reporting of certain project-specific data elements. Records of information collected will be maintained by the recipients of the assistance. Information on activities and expenditures of grant funds is public information and is generally available for disclosure. Recipients are responsible for ensuring confidentiality when public disclosure is not required.

This form is intended to collect numeric data to be aggregated nationally as a complement to data collected through the Cash and Management Information (C/M) System. Participants should enter the reporting period in the first block. The reporting period is October 1 to September 30. Instructions are included for each section if further explanation is needed.

Submit this form on or before December 31. Send one copy to the appropriate HUD Field Office and one copy to: HOME Program, Rm 7176, 451 7th Street, S.W., Washington D.C. 20410	This report is for period (mm/dd/yyyy)	Date Submitted (mm/dd/yyyy)
	Starting 10/01/2011	Ending 09/30/2012
		11/02/12

Part I Participant Identification

1. Participant Number M-11-MC480203	2. Participant Name City of Dallas		
3. Name of Person completing this report Diane Conner	4. Phone Number (Include Area Code) 214-671- 0640		
5. Address 1500 Marilla Street, 6DN-Housing	6. City Dallas	7. State Texas	1. Zip Code 75201

Part II Program Income

Enter the following program income amounts for the reporting period: in block 1, enter the balance on hand at the beginning; in block 2, enter the amount generated; in block 3, enter the amount expended; and in block 4, enter the amount for Tenant-Based rental Assistance.

1. Balance on hand at Beginning of Reporting Period \$0	2. Amount received during Reporting Period \$259,566.48	3. Total amount expended during Reporting Period \$259,566.48	4. Amount expended for Tenant- Based Rental Assistance \$0	5. Balance on hand at end of Reporting Period (1 + 2 - 3) = 5 \$0
--	--	--	---	--

Part III Minority Business Enterprises (MBE) and Women Business Enterprises (WBE)

In the table below, indicate the number and dollar value of contracts for HOME projects completed during the reporting period.

Minority Business Enterprises (MBE)

	a. Total	Minority Business Enterprises (MBE)				f. White Non-Hispanic
		b. Alaskan Native or American Indian	c. Asian or Pacific Islander	d. Black Non-Hispanic	e. Hispanic	
A. Contracts						
1. Number	9			3	2	4
2. Dollar Amount	\$2,604,024.00			\$911,214.00	\$93,400.00	\$1,599,410.00
B. Sub-Contracts						
1. Number						
2. Dollar Amount						
	a. Total	b. Women Business Enterprises (WBE)	c. Male			
C. Contracts						
1. Number	9	0	9			
2. Dollar Amount	\$2,604,024.00	\$0	\$2,604,024.00			
D. Sub-Contracts						
1. Number						
2. Dollar Amounts						

Part IV Minority Owners of Rental Property

In the table below, indicate the number of HOME assisted rental property owners and the total dollar amount of HOME funds in these rental properties assisted during the reporting period.

	a. Total	Minority Property Owners				f. White Non-Hispanic
		b. Alaskan Native or American Indian	c. Asian or Pacific Islander	d. Black Non-Hispanic	e. Hispanic	
1. Number						
2. Dollar Amount						

Part V Relocation and Real Property Acquisition

Indicate the number of persons displaced, the cost of relocation payments, the number of parcels acquired, and the cost of acquisition. The data provided should reflect only displacements and acquisitions occurring during the reporting period.

	a. Number	b. Cost
1. Parcels Acquired	0	
2. Businesses Displaced	0	
3. Nonprofit Organizations Displaced	0	
4. Households Temporarily Relocated, not Displaced	0	

Households Displaced	a. Total	Minority Business Enterprises (MBE)				f. White Non-Hispanic
		b. Alaskan Native or American Indian	c. Asian or Pacific Islander	d. Black Non-Hispanic	e. Hispanic	
5. Households Displaced - Number	0					
6. Households Displaced - Cost	0					

21. EARMARKING REQUIREMENTS

This page intentionally left blank.

U.S. Department of Housing and Urban Development
 Office of Community Planning and Development
 Integrated Disbursement and Information System
 HOME Lower Income Benefit - All Fiscal Years
 Completed Activities Only
 DALLAS , TX

----- Percent of Area Median Income -----							Reported As Vacant
0% - 30%	31% - 50%	51% - 60%	61% - 80%	Total 0% - 60%	Total 0% - 80%		
<u>Rental Activities</u>							
Units Completed	649	389	100	31	1,138	1,169	0
TBRA Families *	1,661	241	14	9	1,916	1,925	0
Lower Income Benefit %	74.7	20.4	3.7	1.3	98.7	100.0	
<u>Homebuyer Activities</u>							
Units Completed	503	3,312	2,304	1,981	6,119	8,100	0
Lower Income Benefit %	6.2	40.9	28.4	24.5	75.5	100.0	
<u>Homeowner Activities</u>							
Units Completed	192	168	7	8	367	375	0
Lower Income Benefit %	51.2	44.8	1.9	2.1	97.9	100.0	
<u>Total By Median Income</u>							
Units Completed	1,344	3,869	2,411	2,020	7,624	9,644	0
TBRA Families *	1,661	241	14	9	1,916	1,925	0
Lower Income Benefit %	26.0	35.5	21.0	17.5	82.5	100.0	

* TBRA Families are all families reported in TBRA activities which have had funds disbursed

This page intentionally left blank.

**22. STATUS OF HOME GRANTS
(IDIS REPORT PR27)**

This page intentionally left blank.



U.S. Department of Housing and Urban Development
 Office of Community Planning and Development
 Integrated Disbursement and Information System
 Status of HOME Grants
 DALLAS

DATE: 12-12-12
 TIME: 12:25
 PAGE: 1

IDIS - PR27

Commitments from Authorized Funds

(A) Fiscal Year	(B) Total Authorization	(C) Admin/OP Reservation	(E) CR/CC Funds-Amount Reserved to CHDOS	(F) % CHDO Rsvd	(G) SU Funds-Reservations to Other Entities	(H) EN Funds-PJ Committed to Activities	(I) Total Authorized Commitments	(K) % of Auth Cmtd
1992	\$6,611,000.00	\$342,450.00	\$991,650.00	15.0%	\$0.00	\$5,276,900.00	\$6,611,000.00	100.0%
1993	\$4,338,000.00	\$592,160.00	\$683,471.89	15.7%	\$0.00	\$3,062,368.11	\$4,338,000.00	100.0%
1994	\$5,583,000.00	\$508,000.00	\$1,087,451.00	19.4%	\$0.00	\$3,987,549.00	\$5,583,000.00	100.0%
1995	\$6,044,000.00	\$904,400.00	\$906,600.00	15.0%	\$0.00	\$4,233,000.00	\$6,044,000.00	100.0%
1996	\$6,133,000.00	\$904,400.00	\$919,950.00	15.0%	\$0.00	\$4,308,650.00	\$6,133,000.00	100.0%
1997	\$5,994,000.00	\$856,600.00	\$899,100.00	15.0%	\$0.00	\$4,238,300.00	\$5,994,000.00	100.0%
1998	\$6,443,000.00	\$950,300.00	\$966,450.00	15.0%	\$0.00	\$4,526,250.00	\$6,443,000.00	100.0%
1999	\$6,965,000.00	\$794,300.00	\$1,100,000.00	15.7%	\$0.00	\$5,070,700.00	\$6,965,000.00	100.0%
2000	\$6,988,000.00	\$940,300.00	\$1,100,000.00	15.7%	\$0.00	\$4,947,700.00	\$6,988,000.00	100.0%
2001	\$7,760,000.00	\$1,206,240.00	\$1,210,000.00	15.5%	\$0.00	\$5,343,760.00	\$7,760,000.00	100.0%
2002	\$7,703,000.00	\$1,155,450.00	\$1,210,000.00	15.7%	\$0.00	\$5,337,550.00	\$7,703,000.00	100.0%
2003	\$8,971,694.00	\$1,345,753.40	\$1,345,754.10	15.0%	\$0.00	\$6,280,186.50	\$8,971,694.00	100.0%
2004	\$10,024,277.00	\$1,395,046.10	\$1,207,856.72	12.0%	\$0.00	\$7,421,374.18	\$10,024,277.00	100.0%
2005	\$8,830,907.00	\$1,270,725.90	\$1,391,004.56	15.7%	\$0.00	\$6,169,176.54	\$8,830,907.00	100.0%
2006	\$8,140,183.00	\$1,194,126.50	\$1,144,126.75	14.0%	\$0.00	\$5,801,929.75	\$8,140,183.00	100.0%
2007	\$8,078,309.00	\$1,184,845.10	\$1,182,647.54	14.6%	\$0.00	\$5,708,618.25	\$8,076,110.89	99.9%
2008	\$7,697,876.00	\$1,143,793.60	\$2,006,188.40	26.0%	\$0.00	\$4,547,894.00	\$7,697,876.00	100.0%
2009	\$8,492,632.00	\$1,273,894.80	\$4,286,349.67	50.4%	\$0.00	\$2,932,387.53	\$8,492,632.00	100.0%
2010	\$8,475,460.00	\$1,002,021.00	\$2,344,319.00	27.6%	\$518,000.00	\$4,611,120.00	\$8,475,460.00	100.0%
2011	\$7,480,380.00	\$908,038.00	\$2,199,387.26	29.4%	\$0.00	\$744,162.12	\$3,851,587.38	51.4%
2012	\$4,700,686.00	\$470,068.60	\$0.00	0.0%	\$0.00	\$0.00	\$470,068.60	9.9%
Total	\$151,454,404.00	\$20,342,913.00	\$28,182,306.89	18.6%	\$518,000.00	\$94,549,575.98	\$143,592,795.87	94.8%



U.S. Department of Housing and Urban Development
 Office of Community Planning and Development
 Integrated Disbursement and Information System
 Status of HOME Grants
 DALLAS

DATE: 12-12-12
 TIME: 12:25
 PAGE: 2

IDIS - PR27

Program Income (PI)

Fiscal Year	Program Income Receipts	Amount Committed to Activities	% Committed	Net Disbursed	Disbursed Pending Approval	Total Disbursed	% Disbursed
1992	\$0.00	\$0.00	0.0%	\$0.00	\$0.00	\$0.00	0.0%
1993	\$0.00	\$0.00	0.0%	\$0.00	\$0.00	\$0.00	0.0%
1994	\$0.00	\$0.00	0.0%	\$0.00	\$0.00	\$0.00	0.0%
1995	\$0.00	\$0.00	0.0%	\$0.00	\$0.00	\$0.00	0.0%
1996	\$0.00	\$0.00	0.0%	\$0.00	\$0.00	\$0.00	0.0%
1997	\$0.00	\$0.00	0.0%	\$0.00	\$0.00	\$0.00	0.0%
1998	\$58,800.00	\$58,800.00	100.0%	\$58,800.00	\$0.00	\$58,800.00	100.0%
1999	\$200,000.00	\$200,000.00	100.0%	\$200,000.00	\$0.00	\$200,000.00	100.0%
2000	\$120,000.00	\$120,000.00	100.0%	\$120,000.00	\$0.00	\$120,000.00	100.0%
2001	\$422,400.00	\$422,400.00	100.0%	\$422,400.00	\$0.00	\$422,400.00	100.0%
2002	\$278,075.00	\$278,075.00	100.0%	\$278,075.00	\$0.00	\$278,075.00	100.0%
2003	\$780,272.66	\$780,272.66	100.0%	\$780,272.66	\$0.00	\$780,272.66	100.0%
2004	\$1,147,406.00	\$1,147,406.00	100.0%	\$1,147,406.00	\$0.00	\$1,147,406.00	100.0%
2005	\$375,000.00	\$375,000.00	100.0%	\$375,000.00	\$0.00	\$375,000.00	100.0%
2006	\$505,983.83	\$505,983.83	100.0%	\$505,983.83	\$0.00	\$505,983.83	100.0%
2007	\$384,967.46	\$384,967.46	100.0%	\$384,967.46	\$0.00	\$384,967.46	100.0%
2008	\$109,253.14	\$109,253.14	100.0%	\$109,253.14	\$0.00	\$109,253.14	100.0%
2009	\$141,714.20	\$141,714.20	100.0%	\$141,714.20	\$0.00	\$141,714.20	100.0%
2010	\$204,423.48	\$204,423.48	100.0%	\$204,423.48	\$0.00	\$204,423.48	100.0%
2011	\$356,814.17	\$356,814.17	100.0%	\$356,814.17	\$0.00	\$356,814.17	100.0%
2012	\$161,438.52	\$161,438.52	100.0%	\$161,438.52	\$0.00	\$161,438.52	100.0%
Total	\$5,246,548.46	\$5,246,548.46	100.0%	\$5,246,548.46	\$0.00	\$5,246,548.46	100.0%



U.S. Department of Housing and Urban Development
 Office of Community Planning and Development
 Integrated Disbursement and Information System
 Status of HOME Grants
 DALLAS

DATE: 12-12-12
 TIME: 12:25
 PAGE: 3

IDIS - PR27

Disbursements

(A) Fiscal Year	(B) Total Authorization	(C) Disbursed	(D) Returned	(E) Net Disbursed	(F) Disbursed Pending Approval	(G) Total Disbursed	(H) % Disb	(I) Grant Balance
1992	\$6,611,000.00	\$6,611,000.00	\$0.00	\$6,611,000.00	\$0.00	6,611,000.00	100.0%	\$0.00
1993	\$4,338,000.00	\$4,338,000.00	\$0.00	\$4,338,000.00	\$0.00	4,338,000.00	100.0%	\$0.00
1994	\$5,583,000.00	\$5,583,000.00	\$0.00	\$5,583,000.00	\$0.00	5,583,000.00	100.0%	\$0.00
1995	\$6,044,000.00	\$6,073,000.00	(\$29,000.00)	\$6,044,000.00	\$0.00	6,044,000.00	100.0%	\$0.00
1996	\$6,133,000.00	\$6,133,000.00	\$0.00	\$6,133,000.00	\$0.00	6,133,000.00	100.0%	\$0.00
1997	\$5,994,000.00	\$5,994,000.00	\$0.00	\$5,994,000.00	\$0.00	5,994,000.00	100.0%	\$0.00
1998	\$6,443,000.00	\$6,443,000.00	\$0.00	\$6,443,000.00	\$0.00	6,443,000.00	100.0%	\$0.00
1999	\$6,965,000.00	\$6,965,000.00	\$0.00	\$6,965,000.00	\$0.00	6,965,000.00	100.0%	\$0.00
2000	\$6,988,000.00	\$6,996,969.89	(\$8,969.89)	\$6,988,000.00	\$0.00	6,988,000.00	100.0%	\$0.00
2001	\$7,760,000.00	\$7,760,000.00	\$0.00	\$7,760,000.00	\$0.00	7,760,000.00	100.0%	\$0.00
2002	\$7,703,000.00	\$7,703,000.00	\$0.00	\$7,703,000.00	\$0.00	7,703,000.00	100.0%	\$0.00
2003	\$8,971,694.00	\$8,971,694.00	\$0.00	\$8,971,694.00	\$0.00	8,971,694.00	100.0%	\$0.00
2004	\$10,024,277.00	\$10,024,277.00	\$0.00	\$10,024,277.00	\$0.00	10,024,277.00	100.0%	\$0.00
2005	\$8,830,907.00	\$8,830,907.00	\$0.00	\$8,830,907.00	\$0.00	8,830,907.00	100.0%	\$0.00
2006	\$8,140,183.00	\$8,138,593.53	(\$42,100.68)	\$8,096,492.85	\$0.00	8,096,492.85	99.4%	\$43,690.15
2007	\$8,078,309.00	\$8,069,527.37	\$0.00	\$8,069,527.37	\$0.00	8,069,527.37	99.8%	\$8,781.63
2008	\$7,697,876.00	\$7,644,867.19	(\$50,000.00)	\$7,594,867.19	\$0.00	7,594,867.19	98.6%	\$103,008.81
2009	\$8,492,632.00	\$7,812,998.29	\$0.00	\$7,812,998.29	\$0.00	7,812,998.29	91.9%	\$679,633.71
2010	\$8,475,460.00	\$7,109,344.81	\$0.00	\$7,109,344.81	\$0.00	7,109,344.81	83.8%	\$1,366,115.19
2011	\$7,480,380.00	\$624,901.40	\$0.00	\$624,901.40	\$0.00	624,901.40	8.3%	\$6,855,478.60
2012	\$4,700,686.00	\$0.00	\$0.00	\$0.00	\$0.00	0.00	0.0%	\$4,700,686.00
Total	\$151,454,404.00	\$137,827,080.48	(\$130,070.57)	\$137,697,009.91	\$0.00	137,697,009.91	90.9%	\$13,757,394.09



U.S. Department of Housing and Urban Development
 Office of Community Planning and Development
 Integrated Disbursement and Information System
 Status of HOME Grants
 DALLAS

DATE: 12-12-12
 TIME: 12:25
 PAGE: 4

IDIS - PR27

Home Activities Commitments/Disbursements

(A) Fiscal Year	(B) Authorized for Activities	(C) Amount Committed to Activities	(D) % Cmtd	(E) Disbursed	(F) Returned	(G) Net Disbursed	(H) % Net Disb	(I) Disbursed Pending Approval	(J) Total Disbursed	(K) % Disb
1992	\$6,268,550.00	\$6,268,550.00	100.0%	\$6,268,550.00	\$0.00	\$6,268,550.00	100.0%	\$0.00	\$6,268,550.00	100.0%
1993	\$3,745,840.00	\$3,745,840.00	100.0%	\$3,745,840.00	\$0.00	\$3,745,840.00	100.0%	\$0.00	\$3,745,840.00	100.0%
1994	\$5,075,000.00	\$5,075,000.00	100.0%	\$5,075,000.00	\$0.00	\$5,075,000.00	100.0%	\$0.00	\$5,075,000.00	100.0%
1995	\$5,139,600.00	\$5,139,600.00	100.0%	\$5,168,600.00	(\$29,000.00)	\$5,139,600.00	100.0%	\$0.00	\$5,139,600.00	100.0%
1996	\$5,228,600.00	\$5,228,600.00	100.0%	\$5,228,600.00	\$0.00	\$5,228,600.00	100.0%	\$0.00	\$5,228,600.00	100.0%
1997	\$5,137,400.00	\$5,137,400.00	100.0%	\$5,137,400.00	\$0.00	\$5,137,400.00	100.0%	\$0.00	\$5,137,400.00	100.0%
1998	\$5,492,700.00	\$5,492,700.00	100.0%	\$5,492,700.00	\$0.00	\$5,492,700.00	100.0%	\$0.00	\$5,492,700.00	100.0%
1999	\$6,170,700.00	\$6,170,700.00	100.0%	\$6,170,700.00	\$0.00	\$6,170,700.00	100.0%	\$0.00	\$6,170,700.00	100.0%
2000	\$6,047,700.00	\$6,047,700.00	100.0%	\$6,056,669.89	(\$8,969.89)	\$6,047,700.00	100.0%	\$0.00	\$6,047,700.00	100.0%
2001	\$6,553,760.00	\$6,553,760.00	100.0%	\$6,553,760.00	\$0.00	\$6,553,760.00	100.0%	\$0.00	\$6,553,760.00	100.0%
2002	\$6,547,550.00	\$6,547,550.00	100.0%	\$6,547,550.00	\$0.00	\$6,547,550.00	100.0%	\$0.00	\$6,547,550.00	100.0%
2003	\$7,625,940.60	\$7,625,940.60	100.0%	\$7,625,940.60	\$0.00	\$7,625,940.60	100.0%	\$0.00	\$7,625,940.60	100.0%
2004	\$8,629,230.90	\$8,629,230.90	100.0%	\$8,629,230.90	\$0.00	\$8,629,230.90	100.0%	\$0.00	\$8,629,230.90	100.0%
2005	\$7,560,181.10	\$7,560,181.10	100.0%	\$7,560,181.10	\$0.00	\$7,560,181.10	100.0%	\$0.00	\$7,560,181.10	100.0%
2006	\$6,946,056.50	\$6,902,366.35	99.3%	\$6,944,467.03	(\$42,100.68)	\$6,902,366.35	99.3%	\$0.00	\$6,902,366.35	99.3%
2007	\$6,893,463.90	\$6,884,682.27	99.8%	\$6,884,682.27	\$0.00	\$6,884,682.27	99.8%	\$0.00	\$6,884,682.27	99.8%
2008	\$6,554,082.40	\$6,451,073.59	98.4%	\$6,501,073.59	(\$50,000.00)	\$6,451,073.59	98.4%	\$0.00	\$6,451,073.59	98.4%
2009	\$7,218,737.20	\$6,921,869.62	95.8%	\$6,539,103.49	\$0.00	\$6,539,103.49	90.5%	\$0.00	\$6,539,103.49	90.5%
2010	\$7,473,439.00	\$6,925,308.60	92.6%	\$6,204,594.51	\$0.00	\$6,204,594.51	83.0%	\$0.00	\$6,204,594.51	83.0%
2011	\$6,572,342.00	\$1,620,263.17	24.6%	\$522,940.40	\$0.00	\$522,940.40	7.9%	\$0.00	\$522,940.40	7.9%
2012	\$4,230,617.40	\$0.00	0.0%	\$0.00	\$0.00	\$0.00	0.0%	\$0.00	\$0.00	0.0%
Total	\$131,111,491.00	\$120,928,316.20	92.2%	\$118,857,583.78	(\$130,070.57)	\$118,727,513.21	90.5%	\$0.00	\$118,727,513.21	90.5%



U.S. Department of Housing and Urban Development
 Office of Community Planning and Development
 Integrated Disbursement and Information System
 Status of HOME Grants
 DALLAS

DATE: 12-12-12
 TIME: 12:25
 PAGE: 5

IDIS - PR27

Administrative Funds (AD)

Fiscal Year	Authorized Amount	Amount Authorized from PI	Amount Reserved	% Auth Rsvd	Balance to Reserve	Total Disbursed	% Rsvd Disb	Available to Disburse
1992	\$661,100.00	\$0.00	\$292,450.00	44.2%	\$0.00	\$292,450.00	100.0%	\$0.00
1993	\$433,800.00	\$0.00	\$433,800.00	100.0%	\$0.00	\$433,800.00	100.0%	\$0.00
1994	\$558,300.00	\$0.00	\$508,000.00	90.9%	\$0.00	\$508,000.00	100.0%	\$0.00
1995	\$604,400.00	\$0.00	\$604,400.00	100.0%	\$0.00	\$604,400.00	100.0%	\$0.00
1996	\$613,300.00	\$0.00	\$604,400.00	98.5%	\$0.00	\$604,400.00	100.0%	\$0.00
1997	\$599,400.00	\$0.00	\$556,900.00	92.9%	\$0.00	\$556,900.00	100.0%	\$0.00
1998	\$644,300.00	\$5,880.00	\$644,300.00	99.0%	\$0.00	\$644,300.00	100.0%	\$0.00
1999	\$696,500.00	\$20,000.00	\$446,300.00	62.2%	\$0.00	\$446,300.00	100.0%	\$0.00
2000	\$698,800.00	\$12,000.00	\$592,300.00	83.3%	\$0.00	\$592,300.00	100.0%	\$0.00
2001	\$776,000.00	\$42,240.00	\$818,240.00	100.0%	\$0.00	\$818,240.00	100.0%	\$0.00
2002	\$770,300.00	\$27,807.50	\$770,300.00	96.5%	\$0.00	\$770,300.00	100.0%	\$0.00
2003	\$897,169.40	\$78,027.26	\$897,169.40	91.9%	\$0.00	\$897,169.40	100.0%	\$0.00
2004	\$948,696.10	\$114,740.60	\$948,696.10	89.2%	\$0.00	\$948,696.10	100.0%	\$0.00
2005	\$847,150.60	\$37,500.00	\$847,150.60	95.7%	\$0.00	\$847,150.60	100.0%	\$0.00
2006	\$796,084.50	\$50,598.38	\$796,084.50	94.0%	\$0.00	\$796,084.50	100.0%	\$0.00
2007	\$789,897.10	\$38,496.74	\$789,897.10	95.3%	\$0.00	\$789,897.10	100.0%	\$0.00
2008	\$762,541.60	\$10,925.31	\$762,541.60	98.5%	\$0.00	\$762,541.60	100.0%	\$0.00
2009	\$849,263.20	\$14,171.42	\$849,263.20	98.3%	\$0.00	\$849,263.20	100.0%	\$0.00
2010	\$847,546.00	\$20,442.34	\$578,248.00	66.6%	\$289,740.34	\$480,977.30	83.1%	\$97,270.70
2011	\$748,038.00	\$35,681.41	\$748,038.00	95.4%	\$35,681.41	\$0.00	0.0%	\$748,038.00
2012	\$470,068.60	\$16,143.85	\$470,068.60	96.6%	\$16,143.85	\$0.00	0.0%	\$470,068.60
Total	\$15,012,655.10	\$524,654.81	\$13,958,547.10	89.8%	\$341,565.60	\$12,643,169.80	90.5%	\$1,315,377.30



U.S. Department of Housing and Urban Development
 Office of Community Planning and Development
 Integrated Disbursement and Information System
 Status of HOME Grants
 DALLAS

DATE: 12-12-12
 TIME: 12:25
 PAGE: 6

IDIS - PR27

CHDO Operating Funds (CO)

Fiscal Year	Authorized Amount	Amount Reserved	% Auth Rsvd	Balance to Reserve	Total Disbursed	% Rsvd Disb	Available to Disburse
1992	\$330,550.00	\$50,000.00	15.1%	\$280,550.00	\$50,000.00	100.0%	\$0.00
1993	\$216,900.00	\$158,360.00	73.0%	\$58,540.00	\$158,360.00	100.0%	\$0.00
1994	\$0.00	\$0.00	0.0%	\$0.00	\$0.00	0.0%	\$0.00
1995	\$302,200.00	\$300,000.00	99.2%	\$2,200.00	\$300,000.00	100.0%	\$0.00
1996	\$306,650.00	\$300,000.00	97.8%	\$6,650.00	\$300,000.00	100.0%	\$0.00
1997	\$299,700.00	\$299,700.00	100.0%	\$0.00	\$299,700.00	100.0%	\$0.00
1998	\$322,150.00	\$306,000.00	94.9%	\$16,150.00	\$306,000.00	100.0%	\$0.00
1999	\$348,250.00	\$348,000.00	99.9%	\$250.00	\$348,000.00	100.0%	\$0.00
2000	\$349,400.00	\$348,000.00	99.5%	\$1,400.00	\$348,000.00	100.0%	\$0.00
2001	\$388,000.00	\$388,000.00	100.0%	\$0.00	\$388,000.00	100.0%	\$0.00
2002	\$385,150.00	\$385,150.00	100.0%	\$0.00	\$385,150.00	100.0%	\$0.00
2003	\$448,584.70	\$448,584.00	99.9%	\$0.70	\$448,584.00	100.0%	\$0.00
2004	\$447,641.80	\$446,350.00	99.7%	\$1,291.80	\$446,350.00	100.0%	\$0.00
2005	\$423,575.30	\$423,575.30	100.0%	\$0.00	\$423,575.30	100.0%	\$0.00
2006	\$398,042.25	\$398,042.00	99.9%	\$0.25	\$398,042.00	100.0%	\$0.00
2007	\$394,948.55	\$394,948.00	99.9%	\$0.55	\$394,948.00	100.0%	\$0.00
2008	\$381,270.80	\$381,252.00	99.9%	\$18.80	\$381,252.00	100.0%	\$0.00
2009	\$424,631.60	\$424,631.60	100.0%	\$0.00	\$424,631.60	100.0%	\$0.00
2010	\$423,773.00	\$423,773.00	100.0%	\$0.00	\$423,773.00	100.0%	\$0.00
2011	\$374,019.00	\$160,000.00	42.7%	\$214,019.00	\$101,961.00	63.7%	\$58,039.00
2012	\$235,034.30	\$0.00	0.0%	\$235,034.30	\$0.00	0.0%	\$0.00
Total	\$7,200,471.30	\$6,384,365.90	88.6%	\$816,105.40	\$6,326,326.90	99.0%	\$58,039.00



U.S. Department of Housing and Urban Development
 Office of Community Planning and Development
 Integrated Disbursement and Information System
 Status of HOME Grants
 DALLAS

DATE: 12-12-12
 TIME: 12:25
 PAGE: 7

IDIS - PR27

CHDO Funds (CR)

Fiscal Year	CHDO Requirement	Authorized Amount	Amount Reserved to CHDOS	% Req Rsvd	Unreserved CHDO Amount	Funds Committed to Activities	% Rsvd Cmtd	Balance to Commit	Total Disbursed	% Disb	Available to Disburse
1992	\$991,650.00	\$991,650.00	\$858,988.00	100.0%	\$0.00	\$858,988.00	100.0%	\$0.00	\$858,988.00	100.0%	\$0.00
1993	\$650,700.00	\$683,471.89	\$683,471.89	105.0%	\$0.00	\$683,471.89	100.0%	\$0.00	\$683,471.89	100.0%	\$0.00
1994	\$837,450.00	\$1,087,451.00	\$1,087,451.00	129.8%	\$0.00	\$1,087,451.00	100.0%	\$0.00	\$1,087,451.00	100.0%	\$0.00
1995	\$906,600.00	\$906,600.00	\$906,600.00	100.0%	\$0.00	\$906,600.00	100.0%	\$0.00	\$906,600.00	100.0%	\$0.00
1996	\$919,950.00	\$919,950.00	\$919,950.00	100.0%	\$0.00	\$919,950.00	100.0%	\$0.00	\$919,950.00	100.0%	\$0.00
1997	\$899,100.00	\$899,100.00	\$899,100.00	100.0%	\$0.00	\$899,100.00	100.0%	\$0.00	\$899,100.00	100.0%	\$0.00
1998	\$966,450.00	\$966,450.00	\$966,450.00	100.0%	\$0.00	\$966,450.00	100.0%	\$0.00	\$966,450.00	100.0%	\$0.00
1999	\$1,044,750.00	\$1,100,000.00	\$1,100,000.00	105.2%	\$0.00	\$1,100,000.00	100.0%	\$0.00	\$1,100,000.00	100.0%	\$0.00
2000	\$1,048,200.00	\$1,100,000.00	\$1,100,000.00	104.9%	\$0.00	\$1,100,000.00	100.0%	\$0.00	\$1,100,000.00	100.0%	\$0.00
2001	\$1,164,000.00	\$1,210,000.00	\$1,210,000.00	103.9%	\$0.00	\$1,210,000.00	100.0%	\$0.00	\$1,210,000.00	100.0%	\$0.00
2002	\$1,155,450.00	\$1,210,000.00	\$1,210,000.00	104.7%	\$0.00	\$1,210,000.00	100.0%	\$0.00	\$1,210,000.00	100.0%	\$0.00
2003	\$1,345,754.10	\$1,345,754.10	\$1,345,754.10	100.0%	\$0.00	\$1,345,754.10	100.0%	\$0.00	\$1,345,754.10	100.0%	\$0.00
2004	\$1,300,824.72	\$1,207,856.72	\$1,207,856.72	92.8%	\$0.00	\$1,207,856.72	100.0%	\$0.00	\$1,207,856.72	100.0%	\$0.00
2005	\$1,391,004.56	\$1,391,004.56	\$1,391,004.56	100.0%	\$0.00	\$1,391,004.56	100.0%	\$0.00	\$1,391,004.56	100.0%	\$0.00
2006	\$1,194,126.75	\$1,144,126.75	\$1,100,436.60	95.8%	\$0.00	\$1,100,436.60	100.0%	\$0.00	\$1,100,436.60	100.0%	\$0.00
2007	\$1,184,845.65	\$1,184,845.65	\$1,176,064.02	99.8%	\$2,198.11	\$1,176,064.02	100.0%	\$0.00	\$1,176,064.02	100.0%	\$0.00
2008	\$1,143,812.40	\$2,006,188.40	\$1,903,179.59	175.3%	\$0.00	\$1,903,179.59	100.0%	\$0.00	\$1,903,179.59	100.0%	\$0.00
2009	\$3,686,349.67	\$4,286,349.67	\$4,121,349.67	116.2%	\$0.00	\$3,989,482.09	96.8%	\$131,867.58	\$3,606,715.96	87.5%	\$514,633.71
2010	\$1,271,319.00	\$2,344,319.00	\$2,344,319.00	184.4%	\$0.00	\$2,244,294.60	95.7%	\$100,024.40	\$1,856,542.25	79.1%	\$487,776.75
2011	\$1,122,057.00	\$2,199,387.26	\$2,199,387.26	196.0%	\$0.00	\$876,101.05	39.8%	\$1,323,286.21	\$522,940.40	23.7%	\$1,676,446.86
2012	\$705,102.90	\$705,102.90	\$0.00	0.0%	\$705,102.90	\$0.00	0.0%	\$0.00	\$0.00	0.0%	\$0.00
Total	\$24,929,496.75	\$28,889,607.90	\$27,731,362.41	113.0%	\$707,301.01	\$26,176,184.22	94.3%	\$1,555,178.19	\$25,052,505.09	90.3%	\$2,678,857.32



U.S. Department of Housing and Urban Development
 Office of Community Planning and Development
 Integrated Disbursement and Information System
 Status of HOME Grants
 DALLAS

DATE: 12-12-12
 TIME: 12:25
 PAGE: 8

IDIS - PR27

CHDO Loans (CL)

Fiscal Year	Amount Authorized	Amount Reserved	Amount Committed	% Auth Cmtd	Balance to Commit	Total Disbursed	% Disb	Balance to Disburse
1992	\$99,165.00	\$0.00	\$0.00	0.0%	\$0.00	\$0.00	0.0%	\$0.00
1993	\$68,347.19	\$0.00	\$0.00	0.0%	\$0.00	\$0.00	0.0%	\$0.00
1994	\$108,745.10	\$0.00	\$0.00	0.0%	\$0.00	\$0.00	0.0%	\$0.00
1995	\$90,660.00	\$0.00	\$0.00	0.0%	\$0.00	\$0.00	0.0%	\$0.00
1996	\$91,995.00	\$0.00	\$0.00	0.0%	\$0.00	\$0.00	0.0%	\$0.00
1997	\$89,910.00	\$0.00	\$0.00	0.0%	\$0.00	\$0.00	0.0%	\$0.00
1998	\$96,645.00	\$0.00	\$0.00	0.0%	\$0.00	\$0.00	0.0%	\$0.00
1999	\$110,000.00	\$0.00	\$0.00	0.0%	\$0.00	\$0.00	0.0%	\$0.00
2000	\$110,000.00	\$0.00	\$0.00	0.0%	\$0.00	\$0.00	0.0%	\$0.00
2001	\$121,000.00	\$0.00	\$0.00	0.0%	\$0.00	\$0.00	0.0%	\$0.00
2002	\$121,000.00	\$0.00	\$0.00	0.0%	\$0.00	\$0.00	0.0%	\$0.00
2003	\$134,575.41	\$0.00	\$0.00	0.0%	\$0.00	\$0.00	0.0%	\$0.00
2004	\$120,785.67	\$0.00	\$0.00	0.0%	\$0.00	\$0.00	0.0%	\$0.00
2005	\$139,100.46	\$0.00	\$0.00	0.0%	\$0.00	\$0.00	0.0%	\$0.00
2006	\$114,412.68	\$43,690.15	\$0.00	0.0%	\$43,690.15	\$0.00	0.0%	\$43,690.15
2007	\$118,484.57	\$6,583.52	\$0.00	0.0%	\$6,583.52	\$0.00	0.0%	\$6,583.52
2008	\$200,618.84	\$103,008.81	\$0.00	0.0%	\$103,008.81	\$0.00	0.0%	\$103,008.81
2009	\$428,634.97	\$165,000.00	\$0.00	0.0%	\$165,000.00	\$0.00	0.0%	\$165,000.00
2010	\$234,431.90	\$0.00	\$0.00	0.0%	\$0.00	\$0.00	0.0%	\$0.00
2011	\$219,938.73	\$0.00	\$0.00	0.0%	\$0.00	\$0.00	0.0%	\$0.00
2012	\$70,510.29	\$0.00	\$0.00	0.0%	\$0.00	\$0.00	0.0%	\$0.00
Total	\$2,888,960.79	\$318,282.48	\$0.00	0.0%	\$318,282.48	\$0.00	0.0%	\$318,282.48



U.S. Department of Housing and Urban Development
 Office of Community Planning and Development
 Integrated Disbursement and Information System
 Status of HOME Grants
 DALLAS

DATE: 12-12-12
 TIME: 12:25
 PAGE: 9

IDIS - PR27

CHDO Capacity (CC)

Fiscal Year	Authorized Amount	Amount Reserved	Amount Committed	% Auth Cmtd	Balance to Commit	Total Disbursed	% Disb	Balance to Disburse
1992	\$150,000.00	\$132,662.00	\$132,662.00	100.0%	\$0.00	\$132,662.00	100.0%	\$0.00
1993	\$0.00	\$0.00	\$0.00	0.0%	\$0.00	\$0.00	0.0%	\$0.00
1994	\$0.00	\$0.00	\$0.00	0.0%	\$0.00	\$0.00	0.0%	\$0.00
1995	\$0.00	\$0.00	\$0.00	0.0%	\$0.00	\$0.00	0.0%	\$0.00
1996	\$0.00	\$0.00	\$0.00	0.0%	\$0.00	\$0.00	0.0%	\$0.00
1997	\$0.00	\$0.00	\$0.00	0.0%	\$0.00	\$0.00	0.0%	\$0.00
1998	\$0.00	\$0.00	\$0.00	0.0%	\$0.00	\$0.00	0.0%	\$0.00
1999	\$0.00	\$0.00	\$0.00	0.0%	\$0.00	\$0.00	0.0%	\$0.00
2000	\$0.00	\$0.00	\$0.00	0.0%	\$0.00	\$0.00	0.0%	\$0.00
2001	\$0.00	\$0.00	\$0.00	0.0%	\$0.00	\$0.00	0.0%	\$0.00
2002	\$0.00	\$0.00	\$0.00	0.0%	\$0.00	\$0.00	0.0%	\$0.00
2003	\$0.00	\$0.00	\$0.00	0.0%	\$0.00	\$0.00	0.0%	\$0.00
2004	\$0.00	\$0.00	\$0.00	0.0%	\$0.00	\$0.00	0.0%	\$0.00
2005	\$0.00	\$0.00	\$0.00	0.0%	\$0.00	\$0.00	0.0%	\$0.00
2006	\$0.00	\$0.00	\$0.00	0.0%	\$0.00	\$0.00	0.0%	\$0.00
2007	\$0.00	\$0.00	\$0.00	0.0%	\$0.00	\$0.00	0.0%	\$0.00
2008	\$0.00	\$0.00	\$0.00	0.0%	\$0.00	\$0.00	0.0%	\$0.00
2009	\$0.00	\$0.00	\$0.00	0.0%	\$0.00	\$0.00	0.0%	\$0.00
2010	\$0.00	\$0.00	\$0.00	0.0%	\$0.00	\$0.00	0.0%	\$0.00
2011	\$0.00	\$0.00	\$0.00	0.0%	\$0.00	\$0.00	0.0%	\$0.00
2012	\$0.00	\$0.00	\$0.00	0.0%	\$0.00	\$0.00	0.0%	\$0.00
Total	\$150,000.00	\$132,662.00	\$132,662.00	100.0%	\$0.00	\$132,662.00	100.0%	\$0.00



U.S. Department of Housing and Urban Development
 Office of Community Planning and Development
 Integrated Disbursement and Information System
 Status of HOME Grants
 DALLAS

DATE: 12-12-12
 TIME: 12:25
 PAGE: 10

IDIS - PR27

Reservations to State Recipients and Sub-recipients (SU)

Fiscal Year	Amount Reserved to Other Entities	Amount Committed	% Rsvd Cmtd	Balance to Commit	Total Disbursed	% Disb	Available to Disburse
1992	\$0.00	\$0.00	0.0%	\$0.00	\$0.00	0.0%	\$0.00
1993	\$0.00	\$0.00	0.0%	\$0.00	\$0.00	0.0%	\$0.00
1994	\$0.00	\$0.00	0.0%	\$0.00	\$0.00	0.0%	\$0.00
1995	\$0.00	\$0.00	0.0%	\$0.00	\$0.00	0.0%	\$0.00
1996	\$0.00	\$0.00	0.0%	\$0.00	\$0.00	0.0%	\$0.00
1997	\$0.00	\$0.00	0.0%	\$0.00	\$0.00	0.0%	\$0.00
1998	\$0.00	\$0.00	0.0%	\$0.00	\$0.00	0.0%	\$0.00
1999	\$0.00	\$0.00	0.0%	\$0.00	\$0.00	0.0%	\$0.00
2000	\$0.00	\$0.00	0.0%	\$0.00	\$0.00	0.0%	\$0.00
2001	\$0.00	\$0.00	0.0%	\$0.00	\$0.00	0.0%	\$0.00
2002	\$0.00	\$0.00	0.0%	\$0.00	\$0.00	0.0%	\$0.00
2003	\$0.00	\$0.00	0.0%	\$0.00	\$0.00	0.0%	\$0.00
2004	\$0.00	\$0.00	0.0%	\$0.00	\$0.00	0.0%	\$0.00
2005	\$0.00	\$0.00	0.0%	\$0.00	\$0.00	0.0%	\$0.00
2006	\$0.00	\$0.00	0.0%	\$0.00	\$0.00	0.0%	\$0.00
2007	\$0.00	\$0.00	0.0%	\$0.00	\$0.00	0.0%	\$0.00
2008	\$0.00	\$0.00	0.0%	\$0.00	\$0.00	0.0%	\$0.00
2009	\$0.00	\$0.00	0.0%	\$0.00	\$0.00	0.0%	\$0.00
2010	\$518,000.00	\$69,894.00	13.4%	\$448,106.00	\$0.00	0.0%	\$518,000.00
2011	\$0.00	\$0.00	0.0%	\$0.00	\$0.00	0.0%	\$0.00
2012	\$0.00	\$0.00	0.0%	\$0.00	\$0.00	0.0%	\$0.00
Total	\$518,000.00	\$69,894.00	13.4%	\$448,106.00	\$0.00	0.0%	\$518,000.00



U.S. Department of Housing and Urban Development
 Office of Community Planning and Development
 Integrated Disbursement and Information System
 Status of HOME Grants
 DALLAS

DATE: 12-12-12
 TIME: 12:25
 PAGE: 11

IDIS - PR27

Total Program Funds

(A) Fiscal Year	(B) Total Authorization	(C) Program Income Amount	(D) Committed Amount	(E) Net Disbursed for Activities	(F) Net Disbursed for Admin/OP	(G) Net Disbursed	(H) Disbursed Pending Approval	(I) Total Disbursed	(J) Available to Disburse
1992	\$6,611,000.00	\$0.00	\$6,268,550.00	\$6,268,550.00	\$342,450.00	\$6,611,000.00	\$0.00	\$6,611,000.00	\$0.00
1993	\$4,338,000.00	\$0.00	\$3,745,840.00	\$3,745,840.00	\$592,160.00	\$4,338,000.00	\$0.00	\$4,338,000.00	\$0.00
1994	\$5,583,000.00	\$0.00	\$5,075,000.00	\$5,075,000.00	\$508,000.00	\$5,583,000.00	\$0.00	\$5,583,000.00	\$0.00
1995	\$6,044,000.00	\$0.00	\$5,139,600.00	\$5,139,600.00	\$904,400.00	\$6,044,000.00	\$0.00	\$6,044,000.00	\$0.00
1996	\$6,133,000.00	\$0.00	\$5,228,600.00	\$5,228,600.00	\$904,400.00	\$6,133,000.00	\$0.00	\$6,133,000.00	\$0.00
1997	\$5,994,000.00	\$0.00	\$5,137,400.00	\$5,137,400.00	\$856,600.00	\$5,994,000.00	\$0.00	\$5,994,000.00	\$0.00
1998	\$6,443,000.00	\$58,800.00	\$5,551,500.00	\$5,551,500.00	\$950,300.00	\$6,501,800.00	\$0.00	\$6,501,800.00	\$0.00
1999	\$6,965,000.00	\$200,000.00	\$6,370,700.00	\$6,370,700.00	\$794,300.00	\$7,165,000.00	\$0.00	\$7,165,000.00	\$0.00
2000	\$6,988,000.00	\$120,000.00	\$6,167,700.00	\$6,167,700.00	\$940,300.00	\$7,108,000.00	\$0.00	\$7,108,000.00	\$0.00
2001	\$7,760,000.00	\$422,400.00	\$6,976,160.00	\$6,976,160.00	\$1,206,240.00	\$8,182,400.00	\$0.00	\$8,182,400.00	\$0.00
2002	\$7,703,000.00	\$278,075.00	\$6,825,625.00	\$6,825,625.00	\$1,155,450.00	\$7,981,075.00	\$0.00	\$7,981,075.00	\$0.00
2003	\$8,971,694.00	\$780,272.66	\$8,406,213.26	\$8,406,213.26	\$1,345,753.40	\$9,751,966.66	\$0.00	\$9,751,966.66	\$0.00
2004	\$10,024,277.00	\$1,147,406.00	\$9,776,636.90	\$9,776,636.90	\$1,395,046.10	\$11,171,683.00	\$0.00	\$11,171,683.00	\$0.00
2005	\$8,830,907.00	\$375,000.00	\$7,935,181.10	\$7,935,181.10	\$1,270,725.90	\$9,205,907.00	\$0.00	\$9,205,907.00	\$0.00
2006	\$8,140,183.00	\$505,983.83	\$7,408,350.18	\$7,408,350.18	\$1,194,126.50	\$8,602,476.68	\$0.00	\$8,602,476.68	\$43,690.15
2007	\$8,078,309.00	\$384,967.46	\$7,269,649.73	\$7,269,649.73	\$1,184,845.10	\$8,454,494.83	\$0.00	\$8,454,494.83	\$8,781.63
2008	\$7,697,876.00	\$109,253.14	\$6,560,326.73	\$6,560,326.73	\$1,143,793.60	\$7,704,120.33	\$0.00	\$7,704,120.33	\$103,008.81
2009	\$8,492,632.00	\$141,714.20	\$7,063,583.82	\$6,680,817.69	\$1,273,894.80	\$7,954,712.49	\$0.00	\$7,954,712.49	\$679,633.71
2010	\$8,475,460.00	\$204,423.48	\$7,129,732.08	\$6,409,017.99	\$904,750.30	\$7,313,768.29	\$0.00	\$7,313,768.29	\$1,366,115.19
2011	\$7,480,380.00	\$356,814.17	\$1,977,077.34	\$879,754.57	\$101,961.00	\$981,715.57	\$0.00	\$981,715.57	\$6,855,478.60
2012	\$4,700,686.00	\$161,438.52	\$161,438.52	\$161,438.52	\$0.00	\$161,438.52	\$0.00	\$161,438.52	\$4,700,686.00
Total	\$151,454,404.00	\$5,246,548.46	\$126,174,864.66	\$123,974,061.67	\$18,969,496.70	\$142,943,558.37	\$0.00	\$142,943,558.37	\$13,757,394.09



U.S. Department of Housing and Urban Development
 Office of Community Planning and Development
 Integrated Disbursement and Information System
 Status of HOME Grants
 DALLAS

DATE: 12-12-12
 TIME: 12:25
 PAGE: 12

IDIS - PR27

Total Program Percent

(A) Fiscal Year	(B) Total Authorization	(C) Program Income Amount	(D) % Committed for Activities	(E) % Disb for Activities	(F) % Disb for Admin/OP	(G) % Net Disbursed	(H) % Disbursed Pending Approval	(I) % Total Disbursed	(J) % Available to Disburse
1992	\$6,611,000.00	\$0.00	94.8%	94.8%	5.1%	100.0%	0.0%	100.0%	0.0%
1993	\$4,338,000.00	\$0.00	86.3%	86.3%	13.6%	100.0%	0.0%	100.0%	0.0%
1994	\$5,583,000.00	\$0.00	90.9%	90.9%	9.0%	100.0%	0.0%	100.0%	0.0%
1995	\$6,044,000.00	\$0.00	85.0%	85.0%	14.9%	100.0%	0.0%	100.0%	0.0%
1996	\$6,133,000.00	\$0.00	85.2%	85.2%	14.7%	100.0%	0.0%	100.0%	0.0%
1997	\$5,994,000.00	\$0.00	85.7%	85.7%	14.2%	100.0%	0.0%	100.0%	0.0%
1998	\$6,443,000.00	\$58,800.00	86.1%	85.3%	14.6%	100.0%	0.0%	100.0%	0.0%
1999	\$6,965,000.00	\$200,000.00	91.4%	88.9%	11.0%	100.0%	0.0%	100.0%	0.0%
2000	\$6,988,000.00	\$120,000.00	88.2%	86.7%	13.2%	100.0%	0.0%	100.0%	0.0%
2001	\$7,760,000.00	\$422,400.00	89.8%	85.2%	14.7%	100.0%	0.0%	100.0%	0.0%
2002	\$7,703,000.00	\$278,075.00	88.6%	85.5%	14.4%	100.0%	0.0%	100.0%	0.0%
2003	\$8,971,694.00	\$780,272.66	93.6%	86.2%	13.7%	100.0%	0.0%	100.0%	0.0%
2004	\$10,024,277.00	\$1,147,406.00	97.5%	87.5%	12.4%	100.0%	0.0%	100.0%	0.0%
2005	\$8,830,907.00	\$375,000.00	89.8%	86.1%	13.8%	100.0%	0.0%	100.0%	0.0%
2006	\$8,140,183.00	\$505,983.83	91.0%	85.6%	13.8%	99.4%	0.0%	99.4%	0.5%
2007	\$8,078,309.00	\$384,967.46	89.9%	85.8%	13.9%	99.8%	0.0%	99.8%	0.1%
2008	\$7,697,876.00	\$109,253.14	85.2%	84.0%	14.6%	98.6%	0.0%	98.6%	1.3%
2009	\$8,492,632.00	\$141,714.20	83.1%	77.3%	14.7%	92.1%	0.0%	92.1%	7.8%
2010	\$8,475,460.00	\$204,423.48	84.1%	73.8%	10.4%	84.2%	0.0%	84.2%	15.7%
2011	\$7,480,380.00	\$356,814.17	26.4%	11.2%	1.3%	12.5%	0.0%	12.5%	87.4%
2012	\$4,700,686.00	\$161,438.52	3.4%	3.3%	0.0%	3.3%	0.0%	3.3%	96.6%
Total	\$151,454,404.00	\$5,246,548.46	83.3%	79.1%	12.1%	91.2%	0.0%	91.2%	8.7%

**23. STATUS OF
COMMUNITY HOUSING DEVELOPMENT
ORGANIZATION (CHDO) FUNDS
(IDIS REPORT PR25)**

This page intentionally left blank.



U.S. Department of Housing and Urban Development
 Office of Community Planning and Development
 Integrated Disbursement and Information System
 PR 25 - Status of CHDO Funds by Fiscal Year Report
 DALLAS, TX

DATE: 12-12-12
 TIME: 12:35
 PAGE: 1

Funds Not Subgranted To CHDOS

Fiscal Year	Fund Type	Balance to Reserve
2012	CHDO RESERVED CR	\$705,102.90
Grand Total Not Subgranted for 2012		\$705,102.90
Total For 2012 Funds (CR+CC+CL)		\$705,102.90
Total For 2012 Funds (CO)		\$0.00

Funds Subgranted To CHDOS

Fiscal Year	CHDO Name	Fund Type	Amount Reserved	Amount Committed	Balance to Commit	% Committed Reserved	Amount Disbursed	% Disbursed Committed
2011	INNERCITY DEVELOPMENT CORP	CO	\$10,000.00	\$10,000.00	\$0.00	100.0%	\$8,784.29	87.8%
	Fund Type Total for 2011	CO	\$10,000.00	\$10,000.00	\$0.00	100.0%	\$8,784.29	87.8%
	BUILDERS OF HOPE CDC	CR	\$280,000.00	\$0.00	\$280,000.00	0.0%	\$0.00	
	INNERCITY DEVELOPMENT CORP	CR	\$457,612.00	\$409,323.08	\$48,288.92	89.4%	\$73,555.78	18.0%
	NEIGHBORHOOD BUILDERS CDC	CR	\$400,000.00	\$332,226.00	\$67,774.00	83.1%	\$314,832.65	94.8%
	SOUTHFAIR COMMUNITY DEVELOPMENT CORP	CR	\$1,061,775.26	\$134,551.97	\$927,223.29	12.7%	\$134,551.97	100.0%
	Fund Type Total for 2011	CR	\$2,199,387.26	\$876,101.05	\$1,323,286.21	39.8%	\$522,940.40	59.7%

Funds Not Subgranted To CHDOS

Fiscal Year	Fund Type	Balance to Reserve
2011	CHDO OPERATING EXPENSES CO	\$56,823.29
Grand Total Not Subgranted for 2011		\$56,823.29
Total For 2011 Funds (CR+CC+CL)		\$2,199,387.26
Total For 2011 Funds (CO)		\$66,823.29



U.S. Department of Housing and Urban Development
 Office of Community Planning and Development
 Integrated Disbursement and Information System
 PR 25 - Status of CHDO Funds by Fiscal Year Report
 DALLAS, TX

DATE: 12-12-12
 TIME: 12:35
 PAGE: 2

Funds Subgranted To CHDOS

Fiscal Year	CHDO Name	Fund Type	Amount	Amount	Balance	%	Amount	%
			Reserved	Committed	to Commit	Committed Reserved	Disbursed	Disbursed Committed
2010	BUILDERS OF HOPE CDC	CR	\$543,000.00	\$442,975.60	\$100,024.40	81.6%	\$55,223.25	12.5%
	INNERCITY DEVELOPMENT CORP	CR	\$938,880.98	\$938,880.98	\$0.00	100.0%	\$938,880.98	100.0%
	SOUTHFAIR COMMUNITY DEVELOPMENT CORP	CR	\$862,438.02	\$862,438.02	\$0.00	100.0%	\$862,438.02	100.0%
	Fund Type Total for 2010	CR	\$2,344,319.00	\$2,244,294.60	\$100,024.40	95.7%	\$1,856,542.25	82.7%
Total For 2010 Funds (CR+CC+CL)			\$2,344,319.00					
Total For 2010 Funds (CO)			\$0.00					

Funds Subgranted To CHDOS

Fiscal Year	CHDO Name	Fund Type	Amount	Amount	Balance	%	Amount	%
			Reserved	Committed	to Commit	Committed Reserved	Disbursed	Disbursed Committed
2009	4E COMMUNITY DEVELOPMENT CORPORATION	CR	\$140,000.00	\$140,000.00	\$0.00	100.0%	\$116,316.44	83.1%
	BUILDERS OF HOPE CDC	CR	\$431,558.28	\$431,558.28	\$0.00	100.0%	\$431,558.28	100.0%
	CITY WIDE CDC	CR	\$625,000.00	\$625,000.00	\$0.00	100.0%	\$625,000.00	100.0%
	EAST DALLAS COMMUNITY DEV. ORIGANIZATION	CR	\$502,321.73	\$370,454.15	\$131,867.58	73.7%	\$22,089.79	6.0%
	FOREST HEIGHTS NEIGHBORHOOD DEVELOPMENT CORP.	CR	\$367,866.00	\$367,866.00	\$0.00	100.0%	\$357,147.79	97.1%
	INNERCITY DEVELOPMENT CORP	CR	\$1,191,688.00	\$1,191,688.00	\$0.00	100.0%	\$1,191,688.00	100.0%
	SOUTHFAIR COMMUNITY DEVELOPMENT CORP	CR	\$862,915.66	\$862,915.66	\$0.00	100.0%	\$862,915.66	100.0%
	Fund Type Total for 2009	CR	\$4,121,349.67	\$3,989,482.09	\$131,867.58	96.8%	\$3,606,715.96	90.4%

Funds Not Subgranted To CHDOS

Fiscal Year	Fund Type	Balance to Reserve
2009	CHDO LOAN	\$165,000.00
	Grand Total Not Subgranted for 2009	\$165,000.00
Total For 2009 Funds (CR+CC+CL)		\$4,286,349.67
Total For 2009 Funds (CO)		\$0.00



U.S. Department of Housing and Urban Development
 Office of Community Planning and Development
 Integrated Disbursement and Information System
 PR 25 - Status of CHDO Funds by Fiscal Year Report
 DALLAS, TX

DATE: 12-12-12
 TIME: 12:35
 PAGE: 3

Funds Subgranted To CHDOS

Fiscal Year	CHDO Name	Fund Type	Amount	Amount	Balance	%	Amount	%
			Reserved	Committed	to Commit	Committed Reserved	Disbursed	Disbursed Committed
2008	BUILDERS OF HOPE CDC	CR	\$1,353,179.59	\$1,353,179.59	\$0.00	100.0%	\$1,353,179.59	100.0%
	DALLAS NEIGHBORHOOD ALLIANCE FOR HABITAT	CR	\$550,000.00	\$550,000.00	\$0.00	100.0%	\$550,000.00	100.0%
	Fund Type Total for 2008	CR	\$1,903,179.59	\$1,903,179.59	\$0.00	100.0%	\$1,903,179.59	100.0%

Funds Not Subgranted To CHDOS

Fiscal Year	Fund Type	Balance to Reserve	
2008	CHDO LOAN	CL	\$103,008.81
	Grand Total Not Subgranted for 2008		\$103,008.81
Total For 2008 Funds (CR+CC+CL)			\$2,006,188.40
Total For 2008 Funds (CO)			\$0.00

Funds Subgranted To CHDOS

Fiscal Year	CHDO Name	Fund Type	Amount	Amount	Balance	%	Amount	%
			Reserved	Committed	to Commit	Committed Reserved	Disbursed	Disbursed Committed
2007	BUILDERS OF HOPE CDC	CR	\$233,262.13	\$233,262.13	\$0.00	100.0%	\$233,262.13	100.0%
	DALLAS CITY HOMES	CR	\$37,801.89	\$37,801.89	\$0.00	100.0%	\$37,801.89	100.0%
	DALLAS NEIGHBORHOOD ALLIANCE FOR HABITAT	CR	\$760,000.00	\$760,000.00	\$0.00	100.0%	\$760,000.00	100.0%
	FOREST HEIGHTS NEIGHBORHOOD DEVELOPMENT CORP.	CR	\$37,000.00	\$37,000.00	\$0.00	100.0%	\$37,000.00	100.0%
	SOUTHFAIR COMMUNITY DEVELOPMENT CORP	CR	\$108,000.00	\$108,000.00	\$0.00	100.0%	\$108,000.00	100.0%
	Fund Type Total for 2007	CR	\$1,176,064.02	\$1,176,064.02	\$0.00	100.0%	\$1,176,064.02	100.0%

Funds Not Subgranted To CHDOS

Fiscal Year	Fund Type	Balance to Reserve	
2007	CHDO LOAN	CL	\$6,583.52
	CHDO RESERVED	CR	\$2,198.11
	Grand Total Not Subgranted for 2007		\$8,781.63
Total For 2007 Funds (CR+CC+CL)			\$1,184,845.65
Total For 2007 Funds (CO)			\$0.00



U.S. Department of Housing and Urban Development
 Office of Community Planning and Development
 Integrated Disbursement and Information System
 PR 25 - Status of CHDO Funds by Fiscal Year Report
 DALLAS, TX

DATE: 12-12-12
 TIME: 12:35
 PAGE: 4

Funds Subgranted To CHDOS

Fiscal Year	CHDO Name	Fund Type	Amount	Amount	Balance	%	Amount	%
			Reserved	Committed	to Commit	Committed Reserved	Disbursed	Disbursed Committed
2006	BUILDERS OF HOPE CDC	CR	\$44,674.20	\$44,674.20	\$0.00	100.0%	\$44,674.20	100.0%
	CENTRAL DALLAS CDC	CR	\$350,000.00	\$350,000.00	\$0.00	100.0%	\$350,000.00	100.0%
	CORNER STONE DEVELOPMENT CORP.,INC	CR	\$110,201.70	\$110,201.70	\$0.00	100.0%	\$110,201.70	100.0%
	DALLAS NEIGHBORHOOD ALLIANCE FOR HABITAT	CR	\$173,653.00	\$173,653.00	\$0.00	100.0%	\$173,653.00	100.0%
	EAST DALLAS COMMUNITY DEV. ORIGANIZATION	CR	\$79,524.63	\$79,524.63	\$0.00	100.0%	\$79,524.63	100.0%
	INNERCITY DEVELOPMENT CORP	CR	\$12,866.94	\$12,866.94	\$0.00	100.0%	\$12,866.94	100.0%
	SOUTHFAIR COMMUNITY DEVELOPMENT CORP	CR	\$303,468.60	\$303,468.60	\$0.00	100.0%	\$303,468.60	100.0%
	VECINOS UNIDOS, INC	CR	\$26,047.53	\$26,047.53	\$0.00	100.0%	\$26,047.53	100.0%
	Fund Type Total for 2006	CR	\$1,100,436.60	\$1,100,436.60	\$0.00	100.0%	\$1,100,436.60	100.0%

Funds Not Subgranted To CHDOS

Fiscal Year	Fund Type	Balance to Reserve
2006	CHDO LOAN	\$43,690.15
	Grand Total Not Subgranted for 2006	\$43,690.15
Total For 2006 Funds (CR+CC+CL)		\$1,144,126.75
Total For 2006 Funds (CO)		\$0.00

Funds Subgranted To CHDOS

Fiscal Year	CHDO Name	Fund Type	Amount	Amount	Balance	%	Amount	%
			Reserved	Committed	to Commit	Committed Reserved	Disbursed	Disbursed Committed
2005	BUILDERS OF HOPE CDC	CR	\$205,470.00	\$205,470.00	\$0.00	100.0%	\$205,470.00	100.0%
	DALLAS CITY HOMES	CR	\$30,130.16	\$30,130.16	\$0.00	100.0%	\$30,130.16	100.0%
	DALLAS NEIGHBORHOOD ALLIANCE FOR HABITAT	CR	\$365,000.00	\$365,000.00	\$0.00	100.0%	\$365,000.00	100.0%
	EAST DALLAS COMMUNITY DEV. ORIGANIZATION	CR	\$749,652.65	\$749,652.65	\$0.00	100.0%	\$749,652.65	100.0%
	FOREST HEIGHTS NEIGHBORHOOD DEVELOPMENT CORP.	CR	\$40,751.75	\$40,751.75	\$0.00	100.0%	\$40,751.75	100.0%
	Fund Type Total for 2005	CR	\$1,391,004.56	\$1,391,004.56	\$0.00	100.0%	\$1,391,004.56	100.0%
Total For 2005 Funds (CR+CC+CL)			\$1,391,004.56					
Total For 2005 Funds (CO)			\$0.00					



U.S. Department of Housing and Urban Development
 Office of Community Planning and Development
 Integrated Disbursement and Information System
 PR 25 - Status of CHDO Funds by Fiscal Year Report
 DALLAS, TX

DATE: 12-12-12
 TIME: 12:35
 PAGE: 5

Funds Subgranted To CHDOS

Fiscal Year	CHDO Name	Fund Type	Amount	Amount	Balance	%	Amount	%
			Reserved	Committed	to Commit	Committed Reserved	Disbursed	Disbursed Committed
2004	BUILDERS OF HOPE CDC	CR	\$242,519.00	\$242,519.00	\$0.00	100.0%	\$242,519.00	100.0%
	CENTRAL DALLAS CDC	CR	\$20,061.48	\$20,061.48	\$0.00	100.0%	\$20,061.48	100.0%
	DALLAS CITY HOMES	CR	\$67,122.50	\$67,122.50	\$0.00	100.0%	\$67,122.50	100.0%
	EAST DALLAS COMMUNITY DEV. ORIGANIZATION	CR	\$587,712.93	\$587,712.93	\$0.00	100.0%	\$587,712.93	100.0%
	FOREST HEIGHTS NEIGHBORHOOD DEVELOPMENT CORP.	CR	\$50,084.00	\$50,084.00	\$0.00	100.0%	\$50,084.00	100.0%
	LIGHT ECONOMIC AND DEVELOPMENT, INC.	CR	\$44,916.00	\$44,916.00	\$0.00	100.0%	\$44,916.00	100.0%
	SOUTHFAIR COMMUNITY DEVELOPMENT CORP	CR	\$195,440.81	\$195,440.81	\$0.00	100.0%	\$195,440.81	100.0%
	Fund Type Total for 2004	CR	\$1,207,856.72	\$1,207,856.72	\$0.00	100.0%	\$1,207,856.72	100.0%
Total For 2004 Funds (CR+CC+CL)			\$1,207,856.72					
Total For 2004 Funds (CO)			\$0.00					

Funds Subgranted To CHDOS

Fiscal Year	CHDO Name	Fund Type	Amount	Amount	Balance	%	Amount	%
			Reserved	Committed	to Commit	Committed Reserved	Disbursed	Disbursed Committed
2003	BUILDERS OF HOPE CDC	CR	\$373,421.00	\$373,421.00	\$0.00	100.0%	\$373,421.00	100.0%
	DALLAS CITY HOMES	CR	\$74,862.43	\$74,862.43	\$0.00	100.0%	\$74,862.43	100.0%
	DALLAS NEIGHBORHOOD ALLIANCE FOR HABITAT	CR	\$265,914.25	\$265,914.25	\$0.00	100.0%	\$265,914.25	100.0%
	EAST DALLAS COMMUNITY DEV. ORIGANIZATION	CR	\$131,748.45	\$131,748.45	\$0.00	100.0%	\$131,748.45	100.0%
	FOREST HEIGHTS NEIGHBORHOOD DEVELOPMENT CORP.	CR	\$10,164.25	\$10,164.25	\$0.00	100.0%	\$10,164.25	100.0%
	INNERCITY DEVELOPMENT CORP	CR	\$183,300.00	\$183,300.00	\$0.00	100.0%	\$183,300.00	100.0%
	SOUTHFAIR COMMUNITY DEVELOPMENT CORP	CR	\$296,617.39	\$296,617.39	\$0.00	100.0%	\$296,617.39	100.0%
	VECINOS UNIDOS, INC	CR	\$9,726.33	\$9,726.33	\$0.00	100.0%	\$9,726.33	100.0%
	Fund Type Total for 2003	CR	\$1,345,754.10	\$1,345,754.10	\$0.00	100.0%	\$1,345,754.10	100.0%
Total For 2003 Funds (CR+CC+CL)			\$1,345,754.10					
Total For 2003 Funds (CO)			\$0.00					



U.S. Department of Housing and Urban Development
 Office of Community Planning and Development
 Integrated Disbursement and Information System
 PR 25 - Status of CHDO Funds by Fiscal Year Report
 DALLAS, TX

DATE: 12-12-12
 TIME: 12:35
 PAGE: 6

Funds Subgranted To CHDOS

Fiscal Year	CHDO Name	Fund Type	Amount	Amount	Balance	%	Amount	%
			Reserved	Committed	to Commit	Committed Reserved	Disbursed	Disbursed Committed
2002	BUILDERS OF HOPE CDC	CR	\$40,000.00	\$40,000.00	\$0.00	100.0%	\$40,000.00	100.0%
	CENTRAL DALLAS CDC	CR	\$50,000.00	\$50,000.00	\$0.00	100.0%	\$50,000.00	100.0%
	DALLAS CITY HOMES	CR	\$34,000.00	\$34,000.00	\$0.00	100.0%	\$34,000.00	100.0%
	DALLAS NEIGHBORHOOD ALLIANCE FOR HABITAT	CR	\$230,426.15	\$230,426.15	\$0.00	100.0%	\$230,426.15	100.0%
	EAST DALLAS COMMUNITY DEV. ORIGANIZATION	CR	\$20,885.97	\$20,885.97	\$0.00	100.0%	\$20,885.97	100.0%
	FOREST HEIGHTS NEIGHBORHOOD DEVELOPMENT CORP.	CR	\$179,164.25	\$179,164.25	\$0.00	100.0%	\$179,164.25	100.0%
	OPERATION RELIEF CENTER	CR	\$500,000.00	\$500,000.00	\$0.00	100.0%	\$500,000.00	100.0%
	PRESBYTERIAN HOUSING PROGRAMS	CR	\$66,000.00	\$66,000.00	\$0.00	100.0%	\$66,000.00	100.0%
	SOUTHFAIR COMMUNITY DEVELOPMENT CORP	CR	\$55,293.00	\$55,293.00	\$0.00	100.0%	\$55,293.00	100.0%
	VECINOS UNIDOS, INC	CR	\$34,230.63	\$34,230.63	\$0.00	100.0%	\$34,230.63	100.0%
	Fund Type Total for 2002	CR	\$1,210,000.00	\$1,210,000.00	\$0.00	100.0%	\$1,210,000.00	100.0%
Total For 2002 Funds (CR+CC+CL)			\$1,210,000.00					
Total For 2002 Funds (CO)			\$0.00					

Funds Subgranted To CHDOS

Fiscal Year	CHDO Name	Fund Type	Amount	Amount	Balance	%	Amount	%
			Reserved	Committed	to Commit	Committed Reserved	Disbursed	Disbursed Committed
2001	BUILDERS OF HOPE CDC	CR	\$129,000.00	\$129,000.00	\$0.00	100.0%	\$129,000.00	100.0%
	DALLAS CITY HOMES	CR	\$177,294.51	\$177,294.51	\$0.00	100.0%	\$177,294.51	100.0%
	DALLAS NEIGHBORHOOD ALLIANCE FOR HABITAT	CR	\$415,279.34	\$415,279.34	\$0.00	100.0%	\$415,279.34	100.0%
	FOREST HEIGHTS NEIGHBORHOOD DEVELOPMENT CORP.	CR	\$433,656.78	\$433,656.78	\$0.00	100.0%	\$433,656.78	100.0%
	SOUTHFAIR COMMUNITY DEVELOPMENT CORP	CR	\$39,000.00	\$39,000.00	\$0.00	100.0%	\$39,000.00	100.0%
	VECINOS UNIDOS, INC	CR	\$15,769.37	\$15,769.37	\$0.00	100.0%	\$15,769.37	100.0%
	Fund Type Total for 2001	CR	\$1,210,000.00	\$1,210,000.00	\$0.00	100.0%	\$1,210,000.00	100.0%
Total For 2001 Funds (CR+CC+CL)			\$1,210,000.00					
Total For 2001 Funds (CO)			\$0.00					



U.S. Department of Housing and Urban Development
 Office of Community Planning and Development
 Integrated Disbursement and Information System
 PR 25 - Status of CHDO Funds by Fiscal Year Report
 DALLAS, TX

DATE: 12-12-12
 TIME: 12:35
 PAGE: 7

Funds Subgranted To CHDOS

Fiscal Year	CHDO Name	Fund Type	Amount	Amount	Balance	%	Amount	%
			Reserved	Committed	to Commit	Committed Reserved	Disbursed	Disbursed Committed
2000	DALLAS CITY HOMES	CR	\$88,229.03	\$88,229.03	\$0.00	100.0%	\$88,229.03	100.0%
	DALLAS NEIGHBORHOOD ALLIANCE FOR HABITAT	CR	\$616,970.66	\$616,970.66	\$0.00	100.0%	\$616,970.66	100.0%
	FOREST HEIGHTS NEIGHBORHOOD DEVELOPMENT CORP.	CR	\$13,958.97	\$13,958.97	\$0.00	100.0%	\$13,958.97	100.0%
	MAPLE AVE. ECONOMIC DEVELOPMENT CORPORATION	CR	\$84,600.00	\$84,600.00	\$0.00	100.0%	\$84,600.00	100.0%
	SOUTHFAIR COMMUNITY DEVELOPMENT CORP	CR	\$296,241.34	\$296,241.34	\$0.00	100.0%	\$296,241.34	100.0%
	Fund Type Total for 2000	CR	\$1,100,000.00	\$1,100,000.00	\$0.00	100.0%	\$1,100,000.00	100.0%
Total For 2000 Funds (CR+CC+CL)			\$1,100,000.00					
Total For 2000 Funds (CO)			\$0.00					

Funds Subgranted To CHDOS

Fiscal Year	CHDO Name	Fund Type	Amount	Amount	Balance	%	Amount	%
			Reserved	Committed	to Commit	Committed Reserved	Disbursed	Disbursed Committed
1999	BUILDERS OF HOPE CDC	CR	\$69,999.30	\$69,999.30	\$0.00	100.0%	\$69,999.30	100.0%
	DALLAS CITY HOMES	CR	\$204,361.37	\$204,361.37	\$0.00	100.0%	\$204,361.37	100.0%
	DALLAS NEIGHBORHOOD ALLIANCE FOR HABITAT	CR	\$380,071.60	\$380,071.60	\$0.00	100.0%	\$380,071.60	100.0%
	EAST DALLAS COMMUNITY DEV. ORIGANIZATION	CR	\$99,000.00	\$99,000.00	\$0.00	100.0%	\$99,000.00	100.0%
	FOREST HEIGHTS NEIGHBORHOOD DEVELOPMENT CORP.	CR	\$60,000.00	\$60,000.00	\$0.00	100.0%	\$60,000.00	100.0%
	INNERCITY DEVELOPMENT CORP	CR	\$39,001.36	\$39,001.36	\$0.00	100.0%	\$39,001.36	100.0%
	MAPLE AVE. ECONOMIC DEVELOPMENT CORPORATION	CR	\$15,954.00	\$15,954.00	\$0.00	100.0%	\$15,954.00	100.0%
	OPERATION RELIEF CENTER	CR	\$105,999.37	\$105,999.37	\$0.00	100.0%	\$105,999.37	100.0%
	SOUTHFAIR COMMUNITY DEVELOPMENT CORP	CR	\$53,825.00	\$53,825.00	\$0.00	100.0%	\$53,825.00	100.0%
	SPECTRUM HOUSING, INC.	CR	\$50,000.00	\$50,000.00	\$0.00	100.0%	\$50,000.00	100.0%
	VECINOS UNIDOS, INC	CR	\$21,788.00	\$21,788.00	\$0.00	100.0%	\$21,788.00	100.0%
	Fund Type Total for 1999	CR	\$1,100,000.00	\$1,100,000.00	\$0.00	100.0%	\$1,100,000.00	100.0%
Total For 1999 Funds (CR+CC+CL)			\$1,100,000.00					
Total For 1999 Funds (CO)			\$0.00					



U.S. Department of Housing and Urban Development
 Office of Community Planning and Development
 Integrated Disbursement and Information System
 PR 25 - Status of CHDO Funds by Fiscal Year Report
 DALLAS, TX

DATE: 12-12-12
 TIME: 12:35
 PAGE: 8

Funds Subgranted To CHDOS

Fiscal Year	CHDO Name	Fund Type	Amount	Amount	Balance	%	Amount	%
			Reserved	Committed	to Commit	Committed Reserved	Disbursed	Disbursed Committed
1998	BUILDERS OF HOPE CDC	CR	\$120,000.00	\$120,000.00	\$0.00	100.0%	\$120,000.00	100.0%
	DALLAS NEIGHBORHOOD ALLIANCE FOR HABITAT	CR	\$163,409.78	\$163,409.78	\$0.00	100.0%	\$163,409.78	100.0%
	EAST DALLAS COMMUNITY DEV. ORIGANIZATION	CR	\$99,000.00	\$99,000.00	\$0.00	100.0%	\$99,000.00	100.0%
	FOREST HEIGHTS NEIGHBORHOOD DEVELOPMENT CORP.	CR	\$91,000.00	\$91,000.00	\$0.00	100.0%	\$91,000.00	100.0%
	INNERCITY DEVELOPMENT CORP	CR	\$43,447.26	\$43,447.26	\$0.00	100.0%	\$43,447.26	100.0%
	MAPLE AVE. ECONOMIC DEVELOPMENT CORPORATION	CR	\$44,046.00	\$44,046.00	\$0.00	100.0%	\$44,046.00	100.0%
	OPERATION RELIEF CENTER	CR	\$396,744.96	\$396,744.96	\$0.00	100.0%	\$396,744.96	100.0%
	VECINOS UNIDOS, INC	CR	\$8,802.00	\$8,802.00	\$0.00	100.0%	\$8,802.00	100.0%
	Fund Type Total for 1998	CR	\$966,450.00	\$966,450.00	\$0.00	100.0%	\$966,450.00	100.0%
Total For 1998 Funds (CR+CC+CL)			\$966,450.00					
Total For 1998 Funds (CO)			\$0.00					

Funds Subgranted To CHDOS

Fiscal Year	CHDO Name	Fund Type	Amount	Amount	Balance	%	Amount	%
			Reserved	Committed	to Commit	Committed Reserved	Disbursed	Disbursed Committed
1997	DALLAS NEIGHBORHOOD ALLIANCE FOR HABITAT	CR	\$262,240.22	\$262,240.22	\$0.00	100.0%	\$262,240.22	100.0%
	INNERCITY DEVELOPMENT CORP	CR	\$206,209.78	\$206,209.78	\$0.00	100.0%	\$206,209.78	100.0%
	OPERATION RELIEF CENTER	CR	\$363,650.00	\$363,650.00	\$0.00	100.0%	\$363,650.00	100.0%
	SOUTHFAIR COMMUNITY DEVELOPMENT CORP	CR	\$67,000.00	\$67,000.00	\$0.00	100.0%	\$67,000.00	100.0%
	Fund Type Total for 1997	CR	\$899,100.00	\$899,100.00	\$0.00	100.0%	\$899,100.00	100.0%
Total For 1997 Funds (CR+CC+CL)			\$899,100.00					
Total For 1997 Funds (CO)			\$0.00					



U.S. Department of Housing and Urban Development
 Office of Community Planning and Development
 Integrated Disbursement and Information System
 PR 25 - Status of CHDO Funds by Fiscal Year Report
 DALLAS, TX

DATE: 12-12-12
 TIME: 12:35
 PAGE: 9

Funds Subgranted To CHDOS

Fiscal Year	CHDO Name	Fund Type	Amount	Amount	Balance	%	Amount	%
			Reserved	Committed	to	Committed	Disbursed	Disbursed
1996	FOREST HEIGHTS NEIGHBORHOOD DEVELOPMENT CORP.	CR	\$26,000.00	\$26,000.00	\$0.00	100.0%	\$26,000.00	100.0%
	MAPLE AVE. ECONOMIC DEVELOPMENT CORPORATION	CR	\$600.00	\$600.00	\$0.00	100.0%	\$600.00	100.0%
	OAKCLIFF DEVELOPMENT CORP	CR	\$12,003.59	\$12,003.59	\$0.00	100.0%	\$12,003.59	100.0%
	OPERATION RELIEF CENTER	CR	\$423,636.30	\$423,636.30	\$0.00	100.0%	\$423,636.30	100.0%
	VECINOS UNIDOS, INC	CR	\$457,710.11	\$457,710.11	\$0.00	100.0%	\$457,710.11	100.0%
	Fund Type Total for 1996	CR	\$919,950.00	\$919,950.00	\$0.00	100.0%	\$919,950.00	100.0%
Total For 1996 Funds (CR+CC+CL)			\$919,950.00					
Total For 1996 Funds (CO)			\$0.00					

Funds Subgranted To CHDOS

Fiscal Year	CHDO Name	Fund Type	Amount	Amount	Balance	%	Amount	%
			Reserved	Committed	to	Committed	Disbursed	Disbursed
1995	FOREST HEIGHTS NEIGHBORHOOD DEVELOPMENT CORP.	CR	\$24,000.00	\$24,000.00	\$0.00	100.0%	\$24,000.00	100.0%
	INNERCITY DEVELOPMENT CORP	CR	\$137,286.08	\$137,286.08	\$0.00	100.0%	\$137,286.08	100.0%
	MAPLE AVE. ECONOMIC DEVELOPMENT CORPORATION	CR	\$161,000.00	\$161,000.00	\$0.00	100.0%	\$161,000.00	100.0%
	OAKCLIFF DEVELOPMENT CORP	CR	\$250,000.00	\$250,000.00	\$0.00	100.0%	\$250,000.00	100.0%
	OPERATION RELIEF CENTER	CR	\$165,969.37	\$165,969.37	\$0.00	100.0%	\$165,969.37	100.0%
	SOUTHFAIR COMMUNITY DEVELOPMENT CORP	CR	\$140,133.00	\$140,133.00	\$0.00	100.0%	\$140,133.00	100.0%
	THE PEACE HOUSING CORP	CR	\$28,211.55	\$28,211.55	\$0.00	100.0%	\$28,211.55	100.0%
	Fund Type Total for 1995	CR	\$906,600.00	\$906,600.00	\$0.00	100.0%	\$906,600.00	100.0%
Total For 1995 Funds (CR+CC+CL)			\$906,600.00					
Total For 1995 Funds (CO)			\$0.00					



U.S. Department of Housing and Urban Development
 Office of Community Planning and Development
 Integrated Disbursement and Information System
 PR 25 - Status of CHDO Funds by Fiscal Year Report
 DALLAS, TX

DATE: 12-12-12
 TIME: 12:35
 PAGE: 10

Funds Subgranted To CHDOS

Fiscal Year	CHDO Name	Fund Type	Amount	Amount	Balance	%	Amount	%
			Reserved	Committed	to	Committed	Disbursed	Disbursed
1994	INNERCITY DEVELOPMENT CORP	CR	\$60,278.89	\$60,278.89	\$0.00	100.0%	\$60,278.89	100.0%
	OAKCLIFF DEVELOPMENT CORP	CR	\$338,079.00	\$338,079.00	\$0.00	100.0%	\$338,079.00	100.0%
	SOUTHFAIR COMMUNITY DEVELOPMENT CORP	CR	\$319,093.11	\$319,093.11	\$0.00	100.0%	\$319,093.11	100.0%
	VECINOS UNIDOS, INC	CR	\$370,000.00	\$370,000.00	\$0.00	100.0%	\$370,000.00	100.0%
	Fund Type Total for 1994	CR	\$1,087,451.00	\$1,087,451.00	\$0.00	100.0%	\$1,087,451.00	100.0%
Total For 1994 Funds (CR+CC+CL)			\$1,087,451.00					
Total For 1994 Funds (CO)			\$0.00					

Funds Subgranted To CHDOS

Fiscal Year	CHDO Name	Fund Type	Amount	Amount	Balance	%	Amount	%
			Reserved	Committed	to	Committed	Disbursed	Disbursed
1993	INNERCITY DEVELOPMENT CORP	CR	\$153,350.00	\$153,350.00	\$0.00	100.0%	\$153,350.00	100.0%
	OAKCLIFF DEVELOPMENT CORP	CR	\$325,921.89	\$325,921.89	\$0.00	100.0%	\$325,921.89	100.0%
	SOUTHFAIR COMMUNITY DEVELOPMENT CORP	CR	\$38,000.00	\$38,000.00	\$0.00	100.0%	\$38,000.00	100.0%
	THE PEACE HOUSING CORP	CR	\$85,360.00	\$85,360.00	\$0.00	100.0%	\$85,360.00	100.0%
	VECINOS UNIDOS, INC	CR	\$80,840.00	\$80,840.00	\$0.00	100.0%	\$80,840.00	100.0%
	Fund Type Total for 1993	CR	\$683,471.89	\$683,471.89	\$0.00	100.0%	\$683,471.89	100.0%
Total For 1993 Funds (CR+CC+CL)			\$683,471.89					
Total For 1993 Funds (CO)			\$0.00					

Funds Subgranted To CHDOS

Fiscal Year	CHDO Name	Fund Type	Amount	Amount	Balance	%	Amount	%
			Reserved	Committed	to	Committed	Disbursed	Disbursed
1992	DALLAS NEIGHBORHOOD ALLIANCE FOR HABITAT	CR	\$17,338.00	\$17,338.00	\$0.00	100.0%	\$17,338.00	100.0%
	INNERCITY DEVELOPMENT CORP	CR	\$86,650.00	\$86,650.00	\$0.00	100.0%	\$86,650.00	100.0%
	THE PEACE HOUSING CORP	CR	\$25,000.00	\$25,000.00	\$0.00	100.0%	\$25,000.00	100.0%
	VECINOS UNIDOS, INC	CR	\$730,000.00	\$730,000.00	\$0.00	100.0%	\$730,000.00	100.0%
	Fund Type Total for 1992	CR	\$858,988.00	\$858,988.00	\$0.00	100.0%	\$858,988.00	100.0%
Total For 1992 Funds (CR+CC+CL)			\$858,988.00					
Total For 1992 Funds (CO)			\$0.00					



U.S. Department of Housing and Urban Development
Office of Community Planning and Development
Integrated Disbursement and Information System
PR 25 - Status of CHDO Funds by Fiscal Year Report
DALLAS, TX

DATE: 12-12-12
TIME: 12:35
PAGE: 11

Total For All Years (Subgranted to CHDOS)	\$27,741,362.41
Total For All Years (Not Subgranted to CHDOS)	\$1,082,406.78
Grand Total	\$28,823,769.19

This page intentionally left blank.

**24. STATUS OF HOME ACTIVITIES
(IDIS REPORT PR22 & PR85)**

This page intentionally left blank.



U.S. Department of Housing and Urban Development
 Office of Community Planning and Development
 Integrated Disbursement and Information System
 Status of HOME Activities - Entitlement
 DALLAS, TX

DATE: 12-12-12
 TIME: 12:39
 PAGE: 1

IDIS - PR22

Tenure Type	Activity Type	IDIS Activity	Activity Address	Activity Status	Status Date	Total Units	Home Units	Initial Funding Date	Committed Amount	Drawn Amount	PCT
Homebuyer	NEW CONSTRUCTION	5666	8502 Bearden Ln Pleasant Oaks Project , Dallas TX, 75227	Completed	06/08/12	6	6	01/27/03	\$700,000.00	\$700,000.00	100.00%
		8182	3500 Meadow St , Dallas TX, 75215	Completed	12/03/12	5	5	03/22/06	\$428,042.50	\$428,042.50	100.00%
		10577	258 Cliff Heights Cir , Dallas TX, 75241	Completed	06/04/12	1	1	12/18/09	\$110,000.00	\$110,000.00	100.00%
		10589	258 Cliff Heights Cir , Dallas TX, 75241	Open	11/08/12	9	9	01/11/10	\$352,000.00	\$323,420.90	91.88%
		10783	8614 Cedar Post Ct , Dallas TX, 75227	Completed	05/31/12	1	1	05/21/10	\$100,000.00	\$100,000.00	100.00%
		10872	2514 Hooper St , Dallas TX, 75215	Open	09/19/12	1	1	10/26/10	\$140,000.00	\$116,316.44	83.08%
		11021	2005 Angelina Dr , Dallas TX, 75212	Open	06/27/12	10	10	12/13/10	\$310,000.00	\$209,428.45	67.56%
		11278	5406 Bexar St , Dallas TX, 75215	Open	11/08/12	4	4	11/23/11	\$500,656.00	\$180,870.74	36.13%
		11281	1526 Bickers St , Dallas TX, 75212	Open	10/12/12	10	10	01/18/12	\$290,040.00	\$169,303.18	58.37%
		11537	3618 Darby Dr , Dallas TX, 75227	Open	10/23/12	5	5	08/01/12	\$112,500.00	\$18,332.72	16.30%
		11545	3110 Lenway St , Dallas TX, 75215	Open	11/08/12	4	4	08/23/12	\$460,211.00	\$166,940.70	36.27%



U.S. Department of Housing and Urban Development
 Office of Community Planning and Development
 Integrated Disbursement and Information System
 Status of HOME Activities - Entitlement
 DALLAS, TX

DATE: 12-12-12
 TIME: 12:39
 PAGE: 2

IDIS - PR22

Tenure Type	Activity Type	IDIS Activity	Activity Address	Activity Status	Status Date	Total Home Units	Initial Funding Date	Committed Amount	Drawn Amount	PCT
Homebuyer	ACQUISITION ONLY	6292	400 E. LANCASTER , DALLAS TX, 75208	Canceled	07/23/12	1	03/12/04	\$0.00	\$0.00	0.00%
		9200	512 N Lancaster Ave , Dallas TX, 75203	Canceled	06/29/12	3	10/29/07	\$0.00	\$0.00	0.00%
		10041	PRAIRIE CREEK SUBDIVISION , Dallas TX, 75226	Completed	08/07/12	11	01/23/09	\$500,000.00	\$500,000.00	100.00%
		11072	10743 Black Walnut Dr , Dallas TX, 75243	Completed	12/31/11	1	07/27/11	\$2,000.00	\$2,000.00	100.00%
		11115	3623 High Bluff Dr , Dallas TX, 75234	Completed	12/31/11	1	06/29/11	\$2,000.00	\$2,000.00	100.00%
		11141	8266 Clarkview Dr , Dallas TX, 75236	Completed	12/31/11	1	08/02/11	\$2,000.00	\$2,000.00	100.00%
		11161	1716 Homeland St , Dallas TX, 75212	Completed	12/31/11	1	10/25/11	\$2,000.00	\$2,000.00	100.00%
		11171	6667 Cool Morn Dr , Dallas TX, 75241	Completed	12/20/11	1	09/19/11	\$2,000.00	\$2,000.00	100.00%
		11256	2344 Harding St , Dallas TX, 75215	Final Draw	10/18/12	2	10/18/11	\$10,000.00	\$10,000.00	100.00%
		11262	7530 Kenwell St , Dallas TX, 75209	Completed	12/31/11	1	11/30/11	\$2,000.00	\$2,000.00	100.00%
		11263	11203 Myrtice Dr , Dallas TX, 75228	Completed	12/31/11	1	11/30/11	\$2,000.00	\$2,000.00	100.00%
		11264	404 Pleasant Meadows Ln , Dallas TX, 75217	Completed	12/31/11	1	11/30/11	\$2,000.00	\$2,000.00	100.00%
		11265	1427 Fairview Ave , Dallas TX, 75223	Completed	03/20/12	1	11/30/11	\$2,000.00	\$2,000.00	100.00%
		11266	3238 Buckskin Dr , Dallas TX, 75241	Completed	12/20/11	1	10/25/11	\$2,000.00	\$2,000.00	100.00%
		11267	3723 Morris St , Dallas TX, 75212	Completed	12/31/11	1	10/25/11	\$2,000.00	\$2,000.00	100.00%
		11282	5248 Jordan Ridge Dr , Dallas TX, 75236	Completed	03/20/12	1	01/09/12	\$2,000.00	\$2,000.00	100.00%
		11283	4045 Esmalda St , Dallas TX, 75212	Completed	03/20/12	1	01/09/12	\$2,000.00	\$2,000.00	100.00%
		11309	6671 Cool Morn Dr , Dallas TX, 75241	Completed	03/20/12	1	12/19/11	\$2,000.00	\$2,000.00	100.00%
		11310	2506 S Llewellyn Ave , Dallas TX, 75224	Completed	03/20/12	1	12/19/11	\$2,000.00	\$2,000.00	100.00%
		11311	2841 W 12th St , Dallas TX, 75211	Completed	03/20/12	1	12/19/11	\$2,000.00	\$2,000.00	100.00%
		11312	3412 Portico Ln , Dallas TX, 75241	Completed	03/20/12	1	12/19/11	\$2,000.00	\$2,000.00	100.00%
		11318	4162 Weisenberger Dr , Dallas TX, 75212	Completed	03/20/12	1	12/20/11	\$2,000.00	\$2,000.00	100.00%
		11360	2114 Wilbur St , Dallas TX, 75224	Completed	02/27/12	1	01/20/12	\$5,000.00	\$5,000.00	100.00%
		11361	11509 Broadmoor Dr , Dallas TX, 75218	Completed	02/27/12	1	01/20/12	\$5,000.00	\$5,000.00	100.00%
		11362	7143 Vinland St , Dallas TX, 75227	Completed	02/27/12	1	01/20/12	\$5,000.00	\$5,000.00	100.00%
		11363	1430 Savoy St , Dallas TX, 75224	Completed	02/27/12	1	01/20/12	\$5,000.00	\$5,000.00	100.00%
		11364	2024 Garden Crest Ln , Dallas TX, 75232	Completed	02/27/12	1	01/20/12	\$5,000.00	\$5,000.00	100.00%
		11365	1908 Crest Ridge Dr , Dallas TX, 75228	Completed	02/27/12	1	01/20/12	\$5,000.00	\$5,000.00	100.00%
		11366	8202 Clarkview Dr , Dallas TX, 75236	Completed	02/27/12	1	01/23/12	\$12,500.00	\$12,500.00	100.00%
		11367	8627 Cedar Post Ct , Dallas TX, 75227	Completed	02/27/12	1	01/23/12	\$12,500.00	\$12,500.00	100.00%
		11368	1961 Gallagher St , Dallas TX, 75212	Completed	02/27/12	1	01/23/12	\$12,500.00	\$12,500.00	100.00%
		11369	3430 Mojave Dr , Dallas TX, 75241	Completed	02/27/12	1	01/23/12	\$12,500.00	\$12,500.00	100.00%
		11370	6651 Cattle Dr , Dallas TX, 75241	Completed	02/27/12	1	01/23/12	\$12,500.00	\$12,500.00	100.00%
		11371	5324 Bexar St , Dallas TX, 75215	Completed	02/27/12	1	01/23/12	\$12,500.00	\$12,500.00	100.00%
		11372	3826 Tumble Ridge Ct , Dallas TX, 75227	Completed	02/27/12	1	01/23/12	\$12,500.00	\$12,500.00	100.00%
		11373	8214 Clarkview Dr , Dallas TX, 75236	Completed	02/27/12	1	01/25/12	\$2,500.00	\$2,500.00	100.00%
		11374	2003 Dancliff Dr , Dallas TX, 75224	Completed	02/27/12	1	01/25/12	\$2,500.00	\$2,500.00	100.00%
		11376	2519 Poinsettia Dr , Dallas TX, 75211	Completed	03/07/12	1	02/13/12	\$2,500.00	\$2,500.00	100.00%



U.S. Department of Housing and Urban Development
 Office of Community Planning and Development
 Integrated Disbursement and Information System
 Status of HOME Activities - Entitlement
 DALLAS, TX

DATE: 12-12-12
 TIME: 12:39
 PAGE: 3

IDIS - PR22

Tenure Type	Activity Type	IDIS Activity	Activity Address	Activity Status	Status Date	Total Home Units	Initial Funding Date	Committed Amount	Drawn Amount	PCT
Homebuyer ACQUISITION ONLY		11377	2336 John McCoy Dr , Dallas TX, 75227	Completed	03/07/12	1	02/13/12	\$2,500.00	\$2,500.00	100.00%
		11378	908 S Brighton Ave , Dallas TX, 75208	Completed	03/07/12	1	02/13/12	\$2,500.00	\$2,500.00	100.00%
		11379	10019 Brockbank Dr , Dallas TX, 75229	Completed	03/07/12	1	02/13/12	\$2,500.00	\$2,500.00	100.00%
		11380	3328 Light Point Dr , Dallas TX, 75228	Completed	03/07/12	1	02/13/12	\$2,500.00	\$2,500.00	100.00%
		11381	2822 Dusk Ln , Dallas TX, 75237	Completed	03/07/12	1	02/13/12	\$2,500.00	\$2,500.00	100.00%
		11382	4112 Tram Dr , Dallas TX, 75212	Completed	03/07/12	1	02/13/12	\$2,500.00	\$2,500.00	100.00%
		11383	4431 Lashley Dr , Dallas TX, 75232	Completed	03/07/12	1	02/23/12	\$2,500.00	\$2,500.00	100.00%
		11386	2835 Colt Ln , Dallas TX, 75237	Completed	03/20/12	1	02/23/12	\$2,500.00	\$2,500.00	100.00%
		11387	3650 Darby Dr , Dallas TX, 75227	Completed	03/20/12	1	02/23/12	\$2,500.00	\$2,500.00	100.00%
		11389	1408 Melbourne Ave , Dallas TX, 75224	Completed	03/20/12	1	02/27/12	\$2,500.00	\$2,500.00	100.00%
		11390	3026 Poinsettia Dr , Dallas TX, 75211	Completed	03/20/12	1	02/27/12	\$2,500.00	\$2,500.00	100.00%
		11391	6503 Lighthouse Way , Dallas TX, 75249	Completed	04/23/12	1	02/27/12	\$2,500.00	\$2,500.00	100.00%
		11392	1413 Wright St , Dallas TX, 75208	Completed	03/20/12	1	02/27/12	\$2,500.00	\$2,500.00	100.00%
		11393	2438 Gibbs Williams Rd , Dallas TX, 75233	Completed	03/20/12	1	02/27/12	\$2,500.00	\$2,500.00	100.00%
		11394	4210 Kushla Ave , Dallas TX, 75216	Completed	03/20/12	1	02/27/12	\$2,500.00	\$2,500.00	100.00%
		11395	3322 Shining Light Dr , Dallas TX, 75228	Completed	04/23/12	1	02/27/12	\$2,500.00	\$2,500.00	100.00%
		11396	7615 Blossom Ln , Dallas TX, 75227	Completed	03/20/12	1	02/27/12	\$2,500.00	\$2,500.00	100.00%
		11397	1103 W Illinois Ave , Dallas TX, 75224	Completed	03/20/12	1	02/27/12	\$2,500.00	\$2,500.00	100.00%
		11402	1802 Wilbur St , Dallas TX, 75224	Completed	08/06/12	1	03/09/12	\$3,885.00	\$3,885.00	100.00%
		11403	6645 Autumn Woods Trl , Dallas TX, 75232	Completed	08/06/12	1	03/09/12	\$3,885.00	\$3,885.00	100.00%
		11404	3714 Middlefield St , Dallas TX, 75253	Completed	08/06/12	1	03/09/12	\$3,885.00	\$3,885.00	100.00%
		11405	13722 Creek Crossing Dr , Dallas TX, 75253	Completed	08/06/12	1	03/09/12	\$3,885.00	\$3,885.00	100.00%
		11406	8238 Clarkview Dr , Dallas TX, 75236	Completed	08/06/12	1	03/09/12	\$3,885.00	\$3,885.00	100.00%
		11407	6607 Cattle Dr , Dallas TX, 75241	Completed	08/06/12	1	03/09/12	\$3,885.00	\$3,885.00	100.00%
		11408	2120 Blue Bayou Dr , Dallas TX, 75253	Completed	08/06/12	1	03/09/12	\$3,885.00	\$3,885.00	100.00%
		11411	557 Kirnwood Dr , Dallas TX, 75232	Completed	05/03/12	1	03/19/12	\$2,500.00	\$2,500.00	100.00%
		11412	3422 Charolais Dr , Dallas TX, 75241	Completed	05/03/12	1	03/19/12	\$2,500.00	\$2,500.00	100.00%
		11416	616 S Barnett Ave , Dallas TX, 75211	Completed	05/03/12	1	03/21/12	\$2,500.00	\$2,500.00	100.00%
	11417	912 W Saner Ave , Dallas TX, 75224	Completed	05/03/12	1	03/21/12	\$2,500.00	\$2,500.00	100.00%	
	11419	2116 Blue Bayou Dr , Dallas TX, 75253	Completed	05/03/12	1	03/23/12	\$2,500.00	\$2,500.00	100.00%	
	11420	2127 Red Chute Dr , Dallas TX, 75253	Completed	05/03/12	1	03/23/12	\$2,500.00	\$2,500.00	100.00%	
	11421	2123 Red Chute Dr , Dallas TX, 75253	Completed	05/03/12	1	03/23/12	\$2,500.00	\$2,500.00	100.00%	
	11422	13714 Creek Crossing Dr , Dallas TX, 75253	Completed	05/03/12	1	03/23/12	\$2,500.00	\$2,500.00	100.00%	
	11423	9711 Whistler Dr , Dallas TX, 75217	Completed	05/03/12	1	03/23/12	\$2,500.00	\$2,500.00	100.00%	
	11424	7355 Cave Dr , Dallas TX, 75249	Completed	05/03/12	1	03/23/12	\$2,500.00	\$2,500.00	100.00%	
	11425	11412 Gatewood Dr , Dallas TX, 75218	Completed	05/03/12	1	03/23/12	\$2,500.00	\$2,500.00	100.00%	
	11426	10622 Grove Oaks Blvd , Dallas TX, 75217	Completed	08/06/12	1	03/27/12	\$3,885.00	\$3,885.00	100.00%	
	11427	6549 Compass Ridge Dr , Dallas TX, 75249	Completed	08/06/12	1	03/27/12	\$3,885.00	\$3,885.00	100.00%	



U.S. Department of Housing and Urban Development
 Office of Community Planning and Development
 Integrated Disbursement and Information System
 Status of HOME Activities - Entitlement
 DALLAS, TX

DATE: 12-12-12
 TIME: 12:39
 PAGE: 4

IDIS - PR22

Tenure Type	Activity Type	IDIS Activity	Activity Address	Activity Status	Status Date	Total Home Units	Initial Funding Date	Committed Amount	Drawn Amount	PCT
Homebuyer	ACQUISITION ONLY	11428	562 Neomi Ave , Dallas TX, 75217	Completed	04/23/12	1	04/05/12	\$2,500.00	\$2,500.00	100.00%
		11429	2154 W Amherst Ave , Dallas TX, 75235	Completed	04/23/12	1	04/05/12	\$2,500.00	\$2,500.00	100.00%
		11432	3406 Charolais Dr , Dallas TX, 75241	Completed	04/23/12	1	04/05/12	\$2,500.00	\$2,500.00	100.00%
		11433	3216 Spikerush Ct , Dallas TX, 75241	Completed	04/23/12	1	04/05/12	\$2,500.00	\$2,500.00	100.00%
		11434	3415 Santa Gertrudis Dr , Dallas TX, 75241	Completed	04/23/12	1	04/05/12	\$2,500.00	\$2,500.00	100.00%
		11435	2222 Upcreek Ct , Dallas TX, 75253	Completed	08/06/12	1	04/05/12	\$3,428.07	\$3,428.07	100.00%
		11437	3333 Guiding Light Dr , Dallas TX, 75228	Completed	08/06/12	1	04/12/12	\$3,885.00	\$3,885.00	100.00%
		11438	10731 Allegheny Dr , Dallas TX, 75229	Completed	08/06/12	1	04/12/12	\$3,885.00	\$3,885.00	100.00%
		11439	13702 Vida Ln , Dallas TX, 75253	Completed	08/06/12	1	04/12/12	\$3,885.00	\$3,885.00	100.00%
		11440	804 W Red Bird Ln , Dallas TX, 75232	Completed	08/06/12	1	04/12/12	\$3,885.00	\$3,885.00	100.00%
		11441	2127 Blue Bayou Dr , Dallas TX, 75253	Completed	09/25/12	1	04/12/12	\$3,885.00	\$3,885.00	100.00%
		11442	2103 Red Chute Dr , Dallas TX, 75253	Completed	08/06/12	1	04/12/12	\$3,885.00	\$3,885.00	100.00%
		11443	2234 Upcreek Ct , Dallas TX, 75253	Completed	08/06/12	1	04/12/12	\$3,885.00	\$3,885.00	100.00%
		11444	13718 Creek Crossing Dr , Dallas TX, 75253	Completed	08/06/12	1	04/12/12	\$3,885.00	\$3,885.00	100.00%
		11445	2115 Blue Bayou Dr , Dallas TX, 75253	Completed	08/06/12	1	04/12/12	\$3,885.00	\$3,885.00	100.00%
		11446	2203 Blue Bayou Dr , Dallas TX, 75253	Completed	08/06/12	1	04/12/12	\$3,885.00	\$3,885.00	100.00%
		11448	3824 Tumble Ridge Ct , Dallas TX, 75227	Completed	08/06/12	1	04/12/12	\$3,886.00	\$3,886.00	100.00%
		11450	9423 Sophora Dr , Dallas TX, 75249	Completed	08/06/12	1	04/16/12	\$3,885.00	\$3,885.00	100.00%
		11451	6615 Cattle Dr , Dallas TX, 75241	Completed	08/06/12	1	04/16/12	\$3,886.00	\$3,886.00	100.00%
		11452	2364 Inadale Ave , Dallas TX, 75228	Completed	08/06/12	1	04/18/12	\$3,885.00	\$3,885.00	100.00%
		11453	3335 Shining Light Dr , Dallas TX, 75228	Completed	08/06/12	1	04/18/12	\$3,885.80	\$3,885.80	100.00%
		11477	2833 Dusk Ln , Dallas TX, 75237	Completed	07/25/12	1	05/16/12	\$25,000.00	\$25,000.00	100.00%
		11478	2450 Southwood Dr , Dallas TX, 75233	Completed	07/25/12	1	05/17/12	\$10,000.00	\$10,000.00	100.00%
		11479	922 S Edgefield Ave , Dallas TX, 75208	Completed	07/25/12	1	05/17/12	\$10,000.00	\$10,000.00	100.00%
		11480	3702 Dunhaven Rd , Dallas TX, 75220	Completed	07/25/12	1	05/17/12	\$10,000.00	\$10,000.00	100.00%
		11481	951 Ferncliff Trl , Dallas TX, 75232	Completed	07/25/12	1	05/17/12	\$10,000.00	\$10,000.00	100.00%
		11482	5648 Marblehead Dr , Dallas TX, 75232	Completed	07/25/12	1	05/17/12	\$10,000.00	\$10,000.00	100.00%
		11483	3025 Klondike Dr , Dallas TX, 75228	Completed	07/25/12	1	05/17/12	\$10,000.00	\$10,000.00	100.00%
		11484	3223 Emmett St , Dallas TX, 75211	Completed	07/25/12	1	05/17/12	\$10,000.00	\$10,000.00	100.00%
		11485	723 Green Castle Dr , Dallas TX, 75232	Completed	07/25/12	1	05/17/12	\$10,000.00	\$10,000.00	100.00%
		11486	2124 Red Chute Dr , Dallas TX, 75253	Completed	07/25/12	1	05/17/12	\$25,000.00	\$25,000.00	100.00%
		11487	6627 Cattle Dr , Dallas TX, 75241	Completed	07/25/12	1	05/17/12	\$25,000.00	\$25,000.00	100.00%
		11488	2135 Red Chute Dr , Dallas TX, 75253	Completed	07/25/12	1	05/17/12	\$25,000.00	\$25,000.00	100.00%
		11489	2207 Blue Bayou Dr , Dallas TX, 75253	Completed	07/25/12	1	05/17/12	\$25,000.00	\$25,000.00	100.00%
		11490	4028 Esmalda St , Dallas TX, 75212	Completed	07/25/12	1	05/17/12	\$25,000.00	\$25,000.00	100.00%
		11491	1730 Shaw St , Dallas TX, 75212	Completed	07/25/12	1	05/17/12	\$25,000.00	\$25,000.00	100.00%
		11492	1724 Shaw St , Dallas TX, 75212	Completed	07/25/12	1	05/17/12	\$25,000.00	\$25,000.00	100.00%
		11493	2104 Blue Bayou Dr , Dallas TX, 75253	Completed	07/25/12	1	05/17/12	\$25,000.00	\$25,000.00	100.00%



U.S. Department of Housing and Urban Development
 Office of Community Planning and Development
 Integrated Disbursement and Information System
 Status of HOME Activities - Entitlement
 DALLAS, TX

DATE: 12-12-12
 TIME: 12:39
 PAGE: 5

IDIS - PR22

Tenure Type	Activity Type	IDIS Activity	Activity Address	Activity Status	Status Date	Total Home Units	Initial Funding Date	Committed Amount	Drawn Amount	PCT
Homebuyer ACQUISITION ONLY		11494	3327 Light Point Dr , Dallas TX, 75228	Completed	07/25/12	1	05/17/12	\$25,000.00	\$25,000.00	100.00%
		11500	2221 San Pablo Dr , Dallas TX, 75227	Completed	08/22/12	1	07/25/12	\$10,000.00	\$10,000.00	100.00%
		11501	2523 Brandon St , Dallas TX, 75211	Completed	08/22/12	1	07/25/12	\$10,000.00	\$10,000.00	100.00%
		11502	2402 Fenwick Dr , Dallas TX, 75228	Completed	08/22/12	1	07/25/12	\$10,000.00	\$10,000.00	100.00%
		11503	2351 Kings Rd , Dallas TX, 75219	Completed	08/22/12	1	07/25/12	\$10,000.00	\$10,000.00	100.00%
		11504	2640 Rolinda Dr , Dallas TX, 75211	Completed	08/22/12	1	07/25/12	\$10,000.00	\$10,000.00	100.00%
		11505	2527 Dunloe Ave , Dallas TX, 75228	Completed	08/22/12	1	07/25/12	\$10,000.00	\$10,000.00	100.00%
		11507	4026 Ivanhoe Ln , Dallas TX, 75212	Completed	09/18/12	1	07/30/12	\$12,000.00	\$12,000.00	100.00%
		11508	4823 Baldwin St , Dallas TX, 75210	Completed	09/18/12	1	07/30/12	\$12,000.00	\$12,000.00	100.00%
		11509	2030 Hollow Creek Dr , Dallas TX, 75253	Completed	09/18/12	1	07/30/12	\$12,000.00	\$12,000.00	100.00%
		11510	8206 Clarkview Dr , Dallas TX, 75236	Completed	09/18/12	1	07/31/12	\$12,000.00	\$12,000.00	100.00%
		11511	2112 Coelum Ct , Dallas TX, 75253	Completed	09/18/12	1	07/31/12	\$12,000.00	\$12,000.00	100.00%
		11512	2103 Coelum Ct , Dallas TX, 75253	Completed	09/18/12	1	07/31/12	\$12,000.00	\$12,000.00	100.00%
		11513	2236 Vine Ln , Dallas TX, 75217	Completed	09/18/12	1	07/31/12	\$12,000.00	\$12,000.00	100.00%
		11514	2027 Angelina Dr , Dallas TX, 75212	Completed	09/18/12	1	07/31/12	\$12,000.00	\$12,000.00	100.00%
		11515	2823 Colt Ln , Dallas TX, 75237	Completed	09/18/12	1	07/31/12	\$12,000.00	\$12,000.00	100.00%
		11516	1911 Dennison St , Dallas TX, 75212	Completed	09/18/12	1	07/31/12	\$12,000.00	\$12,000.00	100.00%
		11517	2001 Wild Creek Ct , Dallas TX, 75253	Completed	09/18/12	1	07/31/12	\$12,000.00	\$12,000.00	100.00%
		11518	13545 Shortleaf Dr , Dallas TX, 75253	Completed	09/18/12	1	07/31/12	\$12,000.00	\$12,000.00	100.00%
		11519	13806 Creek Crossing Dr , Dallas TX, 75253	Completed	09/18/12	1	08/01/12	\$12,000.00	\$12,000.00	100.00%
		11520	6647 Cattle Dr , Dallas TX, 75241	Completed	09/18/12	1	08/01/12	\$12,000.00	\$12,000.00	100.00%
		11521	3407 Santa Gertrudis Dr , Dallas TX, 75241	Completed	09/18/12	1	08/01/12	\$12,000.00	\$12,000.00	100.00%
		11522	3654 Darby Dr , Dallas TX, 75227	Completed	09/18/12	1	08/01/12	\$12,000.00	\$12,000.00	100.00%
		11523	3646 Darby Dr , Dallas TX, 75227	Completed	09/18/12	1	08/01/12	\$12,000.00	\$12,000.00	100.00%
		11524	3418 Charolais Dr , Dallas TX, 75241	Completed	09/18/12	1	08/01/12	\$12,000.00	\$12,000.00	100.00%
		11525	6630 Cool Morn Dr , Dallas TX, 75241	Completed	09/18/12	1	08/01/12	\$12,000.00	\$12,000.00	100.00%
		11526	3414 Charolais Dr , Dallas TX, 75241	Completed	09/18/12	1	08/01/12	\$12,000.00	\$12,000.00	100.00%
		11527	3336 Light Point Dr , Dallas TX, 75228	Completed	09/18/12	1	08/01/12	\$12,000.00	\$12,000.00	100.00%
		11528	4735 Baldwin St , Dallas TX, 75210	Completed	09/18/12	1	08/01/12	\$12,000.00	\$12,000.00	100.00%
		11529	3627 Penelope St , Dallas TX, 75210	Completed	09/18/12	1	08/01/12	\$12,000.00	\$12,000.00	100.00%
		11530	3718 Penelope St , Dallas TX, 75210	Completed	09/18/12	1	08/01/12	\$12,000.00	\$12,000.00	100.00%
		11531	2202 Red Chute Dr , Dallas TX, 75253	Completed	09/18/12	1	08/01/12	\$12,000.00	\$12,000.00	100.00%
		11532	1923 Life Ave , Dallas TX, 75212	Completed	09/18/12	1	08/01/12	\$12,000.00	\$12,000.00	100.00%
		11533	5326 Bexar St , Dallas TX, 75215	Completed	09/18/12	1	08/01/12	\$12,000.00	\$12,000.00	100.00%
		11534	3419 Santa Gertrudis Dr , Dallas TX, 75241	Completed	09/18/12	1	08/01/12	\$12,000.00	\$12,000.00	100.00%
		11535	1816 Nomas St , Dallas TX, 75212	Completed	09/18/12	1	08/01/12	\$12,000.00	\$12,000.00	100.00%
		11536	1818 Pueblo St , Dallas TX, 75212	Completed	10/17/12	1	08/01/12	\$12,000.00	\$12,000.00	100.00%
		11538	7325 Ashcrest Ln , Dallas TX, 75249	Completed	09/18/12	1	08/14/12	\$10,000.00	\$10,000.00	100.00%



U.S. Department of Housing and Urban Development
 Office of Community Planning and Development
 Integrated Disbursement and Information System
 Status of HOME Activities - Entitlement
 DALLAS, TX

DATE: 12-12-12
 TIME: 12:39
 PAGE: 6

IDIS - PR22

Tenure Type	Activity Type	IDIS Activity	Activity Address	Activity Status	Status Date	Total Home Units	Home Units	Initial Funding Date	Committed Amount	Drawn Amount	PCT
Homebuyer ACQUISITION ONLY		11539	4507 Jamaica St , Dallas TX, 75210	Completed	09/18/12	1	1	08/14/12	\$12,000.00	\$12,000.00	100.00%
		11540	3715 Metropolitan Ave , Dallas TX, 75210	Completed	09/18/12	1	1	08/14/12	\$12,000.00	\$12,000.00	100.00%
		11541	1835 Gallagher St , Dallas TX, 75212	Completed	09/18/12	1	1	08/14/12	\$12,000.00	\$12,000.00	100.00%
		11542	1846 Homeland St , Dallas TX, 75212	Completed	09/18/12	1	1	08/14/12	\$12,000.00	\$12,000.00	100.00%
		11543	3106 Lenway St , Dallas TX, 75215	Completed	09/18/12	1	1	08/14/12	\$12,000.00	\$12,000.00	100.00%
		11544	6320 Parkstone Way , Dallas TX, 75249	Completed	09/18/12	1	1	08/14/12	\$12,000.00	\$12,000.00	100.00%
		11546	6663 Cool Morn Dr , Dallas TX, 75241	Completed	10/03/12	1	1	08/24/12	\$12,000.00	\$12,000.00	100.00%
		11547	3807 Jamaica St , Dallas TX, 75210	Completed	10/03/12	1	1	08/24/12	\$12,000.00	\$12,000.00	100.00%
		11550	4705 Jamaica St , Dallas TX, 75210	Completed	09/18/12	1	1	08/29/12	\$12,000.00	\$12,000.00	100.00%
		11551	13541 Shortleaf Dr , Dallas TX, 75253	Completed	09/18/12	1	1	08/29/12	\$12,000.00	\$12,000.00	100.00%
		11552	3614 Vilbig Rd , Dallas TX, 75212	Completed	09/18/12	1	1	08/29/12	\$12,000.00	\$12,000.00	100.00%
		11555	8619 Cedar Post Ct , Dallas TX, 75227	Completed	10/29/12	1	1	09/25/12	\$16,000.00	\$16,000.00	100.00%
		11556	4620 Baldwin St , Dallas TX, 75210	Completed	10/26/12	1	1	09/25/12	\$16,000.00	\$16,000.00	100.00%
		11557	6611 Cattle Dr , Dallas TX, 75241	Completed	10/26/12	1	1	09/25/12	\$15,992.00	\$15,992.00	100.00%
		11558	1973 Pueblo St , Dallas TX, 75212	Completed	10/16/12	1	1	09/25/12	\$12,000.00	\$12,000.00	100.00%
		11559	1331 S Fitzhugh Ave , Dallas TX, 75223	Completed	10/16/12	1	1	09/25/12	\$12,000.00	\$12,000.00	100.00%
		11560	8626 Cedar Post Ct , Dallas TX, 75227	Completed	10/16/12	1	1	09/25/12	\$12,000.00	\$12,000.00	100.00%
		11681	112 Cliff Heights Cir , Dallas TX, 75241	Open	12/10/12	1	1	12/10/12	\$12,000.00	\$0.00	0.00%
	11682	116 Cliff Heights Cir , Dallas TX, 75241	Open	12/10/12	1	1	12/10/12	\$12,000.00	\$0.00	0.00%	
	11683	5330 Bexar St , Dallas TX, 75215	Open	12/10/12	1	1	12/10/12	\$12,000.00	\$0.00	0.00%	
	11684	120 Cliff Heights Cir , Dallas TX, 75241	Open	12/10/12	1	1	12/10/12	\$12,000.00	\$0.00	0.00%	
	11685	258 Cliff Heights Cir , Dallas TX, 75241	Open	12/10/12	1	1	12/10/12	\$12,000.00	\$0.00	0.00%	
	11686	8630 Cedar Post Ct , Dallas TX, 75227	Open	12/10/12	1	1	12/10/12	\$12,000.00	\$0.00	0.00%	



U.S. Department of Housing and Urban Development
 Office of Community Planning and Development
 Integrated Disbursement and Information System
 Status of HOME Activities - Entitlement
 DALLAS, TX

DATE: 12-12-12
 TIME: 12:39
 PAGE: 7

IDIS - PR22

Tenure Type	Activity Type	IDIS Activity	Activity Address	Activity Status	Status Date	Total Home Units	Home Units	Initial Funding Date	Committed Amount	Drawn Amount	PCT
	Homebuyer ACQUISITION AND REHABILITATION	6003	1506 Oak Glen Trl , Dallas TX, 75232	Completed	12/31/11	1	1	10/21/03	\$5,386.81	\$5,386.81	100.00%



U.S. Department of Housing and Urban Development
 Office of Community Planning and Development
 Integrated Disbursement and Information System
 Status of HOME Activities - Entitlement
 DALLAS, TX

DATE: 12-12-12
 TIME: 12:39
 PAGE: 8

IDIS - PR22

Tenure Type	Activity Type	IDIS Activity	Activity Address	Activity Status	Status Date	Total Home Units	Home Units	Initial Funding Date	Committed Amount	Drawn Amount	PCT
Homebuyer	ACQUISITION AND NEW CONSTRUCTION	6293	312 N Patton Ave , Dallas TX, 75203	Completed	04/23/12	1	1	03/12/04	\$662,435.60	\$662,435.60	100.00%
		8290	4717 Philip Ave , Dallas TX, 75223	Completed	04/17/12	5	5	05/24/06	\$52,801.89	\$52,801.89	100.00%
		8404	5310 Bexar St , Dallas TX, 75215	Completed	06/06/12	9	9	09/11/06	\$550,000.90	\$550,000.90	100.00%
		10271	2819 Barge Ln , Dallas TX, 75212	Completed	11/12/12	7	7	08/24/09	\$177,630.37	\$177,630.37	100.00%
		10702	3114 Lenway St , Dallas TX, 75215	Completed	12/03/12	5	5	03/26/10	\$487,380.50	\$487,380.50	100.00%
		11400	2803 South Blvd , Dallas TX, 75215	Completed	04/23/12	1	1	04/17/12	\$65,835.26	\$65,835.26	100.00%
		11499	8714 Diceman Dr , Dallas TX, 75218	Open	10/12/12	2	2	07/30/12	\$200,000.00	\$130,106.00	65.05%



U.S. Department of Housing and Urban Development
 Office of Community Planning and Development
 Integrated Disbursement and Information System
 Status of HOME Activities - Entitlement
 DALLAS, TX

DATE: 12-12-12
 TIME: 12:39
 PAGE: 9

IDIS - PR22

Tenure Type	Activity Type	IDIS Activity	Activity Address	Activity Status	Status Date	Total Units	Home Units	Initial Funding Date	Committed Amount	Drawn Amount	PCT
Homeowner Rehab	REHABILITATION	10668	2006 Idaho Ave , Dallas TX, 75216	Completed	10/18/12	1	1	03/05/10	\$77,716.60	\$77,716.60	100.00%
		10669	2029 E Illinois Ave , Dallas TX, 75216	Completed	03/06/12	1	1	03/05/10	\$41,936.00	\$41,936.00	100.00%
		10670	3322 Alaska Ave , Dallas TX, 75216	Completed	03/06/12	1	1	03/05/10	\$84,060.00	\$84,060.00	100.00%
		10671	2612 Harston St , Dallas TX, 75212	Completed	03/06/12	1	1	03/05/10	\$84,060.00	\$84,060.00	100.00%
		11026	2011 Pueblo St , Dallas TX, 75212	Canceled	01/07/12	1	1	01/03/11	\$0.00	\$0.00	0.00%
		11028	3124 Rutz St , Dallas TX, 75212	Completed	01/05/12	1	1	01/03/11	\$93,400.00	\$93,400.00	100.00%
		11029	1218 Woodview Ln , Dallas TX, 75216	Completed	01/05/12	1	1	01/03/11	\$93,400.00	\$93,400.00	100.00%
		11030	506 Rayenell Ave , Dallas TX, 75217	Completed	01/05/12	1	1	01/03/11	\$93,400.00	\$93,400.00	100.00%
		11031	2455 Volga Ave , Dallas TX, 75216	Completed	01/05/12	1	1	01/03/11	\$93,400.00	\$93,400.00	100.00%
		11032	1802 Somerset Ave , Dallas TX, 75203	Completed	10/18/12	1	1	01/03/11	\$71,249.89	\$71,249.89	100.00%
		11126	3529 Cauthorn Dr , Dallas TX, 75210	Completed	05/18/12	1	1	07/27/11	\$93,400.00	\$93,400.00	100.00%
		11127	1533 Maywood Ave , Dallas TX, 75216	Completed	08/29/12	1	1	07/27/11	\$93,400.00	\$93,400.00	100.00%
		11128	2331 Hudspeth Ave , Dallas TX, 75216	Completed	01/06/12	1	1	11/01/11	\$93,400.00	\$93,400.00	100.00%
		11129	5531 Alta Ave , Dallas TX, 75206	Completed	05/18/12	1	1	07/27/11	\$93,400.00	\$93,400.00	100.00%
		11136	4022 Ladale Dr , Dallas TX, 75212	Open	10/23/12	1	1	08/01/11	\$93,400.00	\$93,392.80	99.99%
		11137	2723 Grafton Ave , Dallas TX, 75211	Completed	05/18/12	1	1	08/01/11	\$93,400.00	\$93,400.00	100.00%
		11138	2814 Michigan Ave , Dallas TX, 75216	Completed	05/18/12	1	1	08/01/11	\$93,400.00	\$93,400.00	100.00%
		11139	3230 Reynolds Ave , Dallas TX, 75223	Completed	08/29/12	1	1	08/01/11	\$93,400.00	\$93,400.00	100.00%
		11140	4318 Penelope St , Dallas TX, 75210	Completed	08/29/12	1	1	08/01/11	\$41,909.78	\$41,909.78	100.00%
		11148	1829 E Overton Rd , Dallas TX, 75216	Completed	08/29/12	1	1	08/09/11	\$93,400.00	\$93,400.00	100.00%
		11257	2310 Alaska Ave , Dallas TX, 75216	Completed	08/29/12	1	1	10/21/11	\$93,305.00	\$93,305.00	100.00%
		11258	649 Elwayne Ave , Dallas TX, 75217	Completed	08/29/12	1	1	10/21/11	\$93,400.00	\$93,400.00	100.00%



U.S. Department of Housing and Urban Development
 Office of Community Planning and Development
 Integrated Disbursement and Information System
 Status of HOME Activities - Entitlement
 DALLAS, TX

DATE: 12-12-12
 TIME: 12:39
 PAGE: 10

IDIS - PR22

Tenure Type	Activity Type	IDIS Activity	Activity Address	Activity Status	Status Date	Total Units	Home Units	Initial Funding Date	Committed Amount	Drawn Amount	PCT
Homeowner Rehab	REHABILITATION	11259	2725 S Ewing Ave , Dallas TX, 75216	Canceled	08/30/12	1	1	10/21/11	\$0.00	\$0.00	0.00%
		11260	2514 Kilburn Ave , Dallas TX, 75216	Completed	05/18/12	1	1	10/21/11	\$93,400.00	\$93,400.00	100.00%
		11261	4016 Opal Ave , Dallas TX, 75216	Canceled	12/21/11	1	1	10/21/11	\$0.00	\$0.00	0.00%
		11268	2002 Idaho Ave , Dallas TX, 75216	Open	07/26/12	1	1	11/10/11	\$93,650.00	\$93,400.00	99.73%
		11279	3114 Modree Ave , Dallas TX, 75216	Canceled	12/22/11	1	1	11/29/11	\$0.00	\$0.00	0.00%
		11280	3403 Garden Ln , Dallas TX, 75215	Canceled	12/22/11	1	1	11/29/11	\$0.00	\$0.00	0.00%
		11329	4016 Opal Ave , Dallas TX, 75216	Completed	08/29/12	1	1	12/20/11	\$93,400.00	\$93,400.00	100.00%
		11388	2414 Garden Dr , Dallas TX, 75215	Completed	05/08/12	1	1	03/12/12	\$93,400.00	\$93,400.00	100.00%
		11399	350 Bonnie View Rd , Dallas TX, 75203	Final Draw	10/23/12	1	1	03/12/12	\$93,400.00	\$93,400.00	100.00%
		11409	12130 Schroeder Rd , Dallas TX, 75243	Final Draw	10/23/12	1	1	03/12/12	\$93,400.00	\$93,400.00	100.00%
		11414	12105 Oberlin Dr , Dallas TX, 75243	Final Draw	10/23/12	1	1	03/21/12	\$13,225.02	\$13,225.02	100.00%
		11415	1727 Garza Ave , Dallas TX, 75216	Open	10/23/12	1	1	03/21/12	\$93,400.00	\$84,060.00	90.00%
		11449	2619 Mike St , Dallas TX, 75212	Completed	08/29/12	1	1	04/13/12	\$93,400.00	\$93,400.00	100.00%
		11458	3202 Bill Harrod St , Dallas TX, 75212	Final Draw	10/23/12	1	1	05/07/12	\$93,400.00	\$93,400.00	100.00%
		11459	3301 Chihuahua Ave , Dallas TX, 75212	Open	12/05/12	1	1	05/07/12	\$93,400.00	\$84,060.00	90.00%
		11460	2651 Moffatt Ave , Dallas TX, 75216	Final Draw	10/12/12	1	1	05/08/12	\$93,400.00	\$93,400.00	100.00%
		11461	1502 Oakley Ave , Dallas TX, 75216	Completed	11/06/12	1	1	05/08/12	\$64,000.00	\$64,000.00	100.00%
		11462	1502 Oakley Ave , Dallas TX, 75216	Open	10/23/12	1	1	05/08/12	\$29,000.00	\$28,905.00	99.67%
		11463	2723 Burger Ave , Dallas TX, 75215	Open	10/23/12	1	1	05/09/12	\$93,400.00	\$84,060.00	90.00%
		11464	1918 W 10th St , Dallas TX, 75208	Final Draw	10/23/12	1	1	05/09/12	\$93,400.00	\$93,400.00	100.00%
		11465	541 Hatton St , Dallas TX, 75203	Final Draw	10/23/12	1	1	05/09/12	\$93,400.00	\$93,400.00	100.00%
		11466	6365 Denham Dr , Dallas TX, 75217	Final Draw	10/23/12	1	1	05/09/12	\$93,400.00	\$93,400.00	100.00%
		11467	2439 Vagas St , Dallas TX, 75219	Final Draw	12/05/12	1	1	05/09/12	\$93,400.00	\$93,400.00	100.00%
11468	231 Red Wing Dr , Dallas TX, 75241	Open	12/05/12	1	1	05/09/12	\$93,400.00	\$84,060.00	90.00%		



U.S. Department of Housing and Urban Development
 Office of Community Planning and Development
 Integrated Disbursement and Information System
 Status of HOME Activities - Entitlement
 DALLAS, TX

DATE: 12-12-12
 TIME: 12:39
 PAGE: 11

IDIS - PR22

Tenure Type	Activity Type	IDIS Activity	Activity Address	Activity Status	Status Date	Total Units	Home Units	Initial Funding Date	Committed Amount	Drawn Amount	PCT
Homeowner Rehab	REHABILITATION	11469	3918 Vineyard Dr , Dallas TX, 75212	Open	10/23/12	1	1	05/09/12	\$103,000.00	\$56,203.20	54.57%
		11470	1343 S Barry Ave , Dallas TX, 75223	Open	10/23/12	1	1	05/09/12	\$103,000.00	\$82,959.30	80.54%
		11471	2906 Alpine St , Dallas TX, 75223	Open	10/12/12	1	1	05/09/12	\$103,000.00	\$92,700.00	90.00%
		11472	2703 Modree Ave , Dallas TX, 75216	Final Draw	10/23/12	1	1	05/09/12	\$103,000.00	\$103,000.00	100.00%
		11473	3160 Nandina Dr , Dallas TX, 75241	Final Draw	10/23/12	1	1	05/09/12	\$103,000.00	\$103,000.00	100.00%
		11474	3612 S Fitzhugh Ave , Dallas TX, 75210	Final Draw	10/23/12	1	1	05/09/12	\$103,000.00	\$103,000.00	100.00%
		11475	5317 Goodman St , Dallas TX, 75211	Open	11/29/12	1	1	05/09/12	\$103,000.00	\$93,259.30	90.54%
		11476	2527 S Ewing Ave , Dallas TX, 75216	Open	10/23/12	1	1	05/09/12	\$93,400.00	\$92,280.00	98.80%
		11495	1434 Claude St , Dallas TX, 75203	Open	11/08/12	1	1	08/21/12	\$103,000.00	\$64,897.20	63.01%
		11506	10441 Oakwood Dr , Dallas TX, 75217	Open	10/23/12	1	1	08/16/12	\$103,000.00	\$61,513.20	59.72%



U.S. Department of Housing and Urban Development
 Office of Community Planning and Development
 Integrated Disbursement and Information System
 Status of HOME Activities - Entitlement
 DALLAS, TX

DATE: 12-12-12
 TIME: 12:39
 PAGE: 12

IDIS - PR22

Tenure Type	Activity Type	IDIS Activity	Activity Address	Activity Status	Status Date	Total Units	Home Units	Initial Funding Date	Committed Amount	Drawn Amount	PCT
Rental	NEW CONSTRUCTION	5956	2804 Park Row Ave , Dallas TX, 75215	Completed	05/21/12	9	9	09/26/03	\$1,929,876.46	\$1,929,876.46	100.00%
		9716	2808 S Ervay St 1841 S. Ervay, Dallas TX, 75215	Completed	02/29/12	3	2	05/22/08	\$110,201.70	\$110,201.70	100.00%
		9747	1409 E Kiest Blvd , Dallas TX, 75216	Canceled	06/18/12	20	20	06/06/08	\$0.00	\$0.00	0.00%
		10733	5203 Bexar St , Dallas TX, 75215	Open	07/24/12	9	9	04/12/10	\$892,700.60	\$887,714.00	99.44%
		10825	3604 Parnell St , Dallas TX, 75215	Open	10/15/12	6	6	07/16/10	\$384,866.00	\$374,147.79	97.22%
		11384	4810 Spring Ave , Dallas TX, 75210	Open	07/24/12	11	11	02/23/12	\$1,376,492.00	\$1,333,995.00	96.91%
		11401	2823 Thomas Tolbert Blvd , Dallas TX, 75215	Canceled	06/04/12	6	6	03/15/12	\$0.00	\$0.00	0.00%
		11454	800 N Madison Ave , Dallas TX, 75208	Canceled	08/01/12	0	0	05/03/12	\$0.00	\$0.00	0.00%
		11455	8534 Bearden Ln , Dallas TX, 75227	Open	10/23/12	3	3	05/04/12	\$332,226.00	\$314,832.65	94.76%
		11457	2804 Park Row Ave , Dallas TX, 75215	Completed	10/09/12	6	6	05/02/12	\$769,013.73	\$769,013.73	100.00%



U.S. Department of Housing and Urban Development
 Office of Community Planning and Development
 Integrated Disbursement and Information System
 Status of HOME Activities - Entitlement
 DALLAS, TX

DATE: 12-12-12
 TIME: 12:39
 PAGE: 13

IDIS - PR22

Tenure Type	Activity Type	IDIS Activity	Activity Address	Activity Status	Status Date	Total Units	Home Units	Initial Funding Date	Committed Amount	Drawn Amount	PCT
Rental	ACQUISITION AND REHABILITATION	10572	5650 Gaston Ave , Dallas TX, 75214	Completed	05/31/12	12	10	12/17/09	\$625,000.00	\$625,000.00	100.00%
		11385	312 N Patton Ave , Dallas TX, 75203	Open	11/08/12	9	9	04/18/12	\$112,219.00	\$73,274.80	65.30%



U.S. Department of Housing and Urban Development
 Office of Community Planning and Development
 Integrated Disbursement and Information System
 Status of HOME Activities - Entitlement
 DALLAS, TX

DATE: 12-12-12
 TIME: 12:39
 PAGE: 14

IDIS - PR22

Tenure Type	Activity Type	IDIS Activity	Activity Address	Activity Status	Status Date	Total Units	Home Units	Initial Funding Date	Committed Amount	Drawn Amount	PCT
Rental	ACQUISITION AND NEW CONSTRUCTION	9621	4810 Spring Ave , Dallas TX, 75210	Completed	06/04/12	1	1	11/03/08	\$9,500.00	\$9,500.00	100.00%
		9916	4822 Spring Ave , Dallas TX, 75210	Completed	10/17/12	9	9	11/06/08	\$282,000.00	\$282,000.00	100.00%
		11634	3347 Canada Dr , Dallas TX, 75212	Open	07/24/12	15	15	11/08/12	\$383,819.63	\$350,487.13	91.32%



U.S. Department of Housing and Urban Development
 Office of Community Planning and Development
 Integrated Disbursement and Information System
 Status of HOME Activities - Entitlement
 DALLAS, TX

DATE: 12-12-12
 TIME: 12:39
 PAGE: 15

IDIS - PR22

Tenure Type	Activity Type	IDIS Activity	Activity Address	Activity Status	Status Date	Total Home Units	Home Units	Initial Funding Date	Committed Amount	Drawn Amount	PCT
Tenant-Based Rental Assistance (TBRA)	TENANT-BASED RENTAL ASSISTANCE	8280	, ,	Final Draw	10/24/11	0	0	05/23/06	\$50,000.00	\$50,000.00	100.00%
		11002	, ,	Completed	08/20/12	0	1	12/02/10	\$75,000.00	\$75,000.00	100.00%
		11003	, ,	Completed	08/20/12	0	1	12/02/10	\$103,129.00	\$103,129.00	100.00%
		11004	, ,	Completed	08/20/12	0	29	12/02/10	\$225,000.00	\$225,000.00	100.00%
		11005	, ,	Final Draw	12/03/12	0	59	12/02/10	\$545,000.00	\$545,000.00	100.00%
		11354	, ,	Open	12/03/12	0	81	12/22/11	\$425,000.00	\$110,506.32	26.00%
		11355	, ,	Open	12/03/12	0	48	12/22/11	\$225,000.00	\$207,306.07	92.14%
		11356	, ,	Open	10/18/12	0	0	12/22/11	\$104,815.00	\$100,029.24	95.43%
		11357	, ,	Final Draw	12/03/12	0	0	12/22/11	\$75,000.00	\$75,000.00	100.00%
		11678	, ,	Open	12/04/12	0	0	12/04/12	\$300,000.00	\$0.00	0.00%
		11679	, ,	Open	12/04/12	0	0	12/04/12	\$50,000.00	\$0.00	0.00%

U.S. Department of Housing and Urban Development
 Office of Community Planning and Development
 Integrated Disbursement and Information System
 Rental , Homebuyer , Homeowner Rehab, TBRA
 Housing Performance Report - DALLAS , TX

Program Rental , Homebuyer , Homeowner Rehab, TBRA
 Date Range 09/30/2012
 Home Tenure Type 10/1/2011

Objectives	Availability / Accessibility		Outcomes Affordability		Sustainability		Total by Objective		# of Total Units Brought to Property Standard		Of the Total Units, the # occupied by Households <= 80% AMI	
	Units	\$	Units	\$	Units	\$	Units	\$	Units	\$	Units	\$
Suitable Living	0	0.00	1	93,400.00	21	1,839,670.78	22	1,933,070.78	22	1,933,070.78	22	1,933,070.78
Decent Housing	0	0.00	340	8,321,125.04	2	60,000.00	342	8,381,125.04	342	8,381,125.04	342	8,381,125.04
Economic Opportunity	0	0.00	0	0.00	0	0.00	0	0.00	0	0.00	0	0.00
Total by Outcome	0	0.00	341	8,414,525.04	23	1,899,670.78	364	10,314,195.82	364	10,314,195.82	364	10,314,195.82

**EMERGENCY
SOLUTIONS
GRANT
(ESG)**

This page intentionally left blank.

25. PROGRAM NARRATIVE AND PERFORMANCE SUMMARY

This page intentionally left blank.

**2011-12 Emergency Solutions Grant
(formerly Emergency Shelter Grant)
Program Narrative**

BACKGROUND

The City of Dallas is the eligible grantee of Emergency Solutions Grant (formerly Emergency Shelter Grant) formula grant funds. Grant funds are administered by the City of Dallas' Housing/Community Services (HOU) Department. These funds are designed to be the first step in a continuum of assistance to prevent homelessness and enable homeless individuals and families to move toward independent living as well as to prevent homelessness. The City of Dallas has been receiving ESG funds since 1987. ESG funds are required to be obligated within 180 days of the award made by the U. S. Department of Housing and Urban Development (HUD). On June 22, 2011, City Council approved the FY 2011-12 Emergency Shelter Grant budget based on the old regulations. Eligible activities funded under the grant included the following:

Essential Services

Eligible essential services activities include case management, childcare, education services, employment assistance and job training, outpatient health services, legal services, life skills training, mental health services, substance abuse treatment services, transportation and services for special populations

Shelter Operations

Eligible operations costs include the cost of maintenance (including minor or routine repairs), rent/leasing costs, security, fuel, equipment, insurance (property and liability related to facility), utilities, food prepared on site, shelter furnishings, and supplies necessary for the operation of the shelter.

Administration

Eligible costs of overall program management, coordination, monitoring, and evaluation.

On May 20, 2009, the Homeless Emergency Assistance and Rapid Transition to Housing Act of 2009 (HEARTH Act) law consolidated three of the separate homeless assistance programs administered by HUD under the McKinney-Vento Homeless Assistance Act into a single grant program, and revised the Emergency Shelter Grants program. Emergency Shelter Grant was renamed the Emergency Solutions Grants (ESG) program. The HEARTH Act also codified into law the Continuum of Care planning process to assist with homeless coordination of services and addressing the needs of the homeless.

On December 5, 2011, HUD released the interim rule for the HEARTH: Emergency Solutions Grant program and Consolidated Plan Conforming Amendments, which replaces the Emergency Shelter Grant program. The change in the program's name, from Emergency Shelter Grants to Emergency Solutions Grant, reflects the change in the program's focus from addressing the needs of homeless people in emergency or transitional shelters to assisting people to quickly regain stability in permanent housing after experiencing a housing crisis and/or homelessness. Under the Emergency Solutions requirements, street outreach and emergency shelter expenditures are capped at 60% of the grant award. The administrative cap was increased from 5% to 7.5% of the grant award. The matching requirements (dollar-for-dollar) will remain the same. HUD made available \$433,200 under the Emergency Solutions Grant through a substantial amendment to FY 2008-12 Consolidated Plan budget to include the following activities:

Street Outreach (Not funded by City)

Provides services necessary to reach unsheltered homeless people; connect them with emergency shelters, housing, or other critical mainstream services. Typically unsheltered persons are unwilling or unable to access services

Homelessness Prevention (At-Risk of Homelessness)

Provide case management services and financial assistance to an individual or family who: (i) has an annual income below 30 percent of median family income for the area, as determined by HUD; and (ii)

does not have sufficient resources or support networks immediately available to prevent them become homeless; and (iii) meet one of the six risk factors. Financial assistance is limited to the following activities: short-term (3 months) /medium-term rental assistance (4 -24 months); rental arrears; rental application fees; security deposits; last month’s rent; utility deposits; utility payment; and moving cost assistance.

Rapid Re-Housing

Provide case management services and financial assistance to homeless individuals or families. Financial assistance is limited to the following activities: short-term (3 months) /medium-term rental assistance (4 -24 months); rental arrears; rental application fees; security deposits; last month’s rent; utility deposits; utility payment; and moving cost assistance.

Homeless Management Information Systems (HMIS)

The information system designated by the Continuum of Care to comply with HUD’s data collection, management, and reporting standards and used to collect client-level data and data on the provision of housing and services to homeless individuals and families and persons at risk of homelessness. Grantees and sub-grantees of ESG funds are required to participate in HMIS.

Administration

Activities include costs of overall program management, coordination, monitoring, and evaluation. The administrative cap was increased from 5% to 7.5% of the grant award under the substantial amendment.

BUDGET ALLOCATION

The HEARTH Act codified into law and enhanced the Continuum of Care planning process, the coordinated response for addressing the needs of homelessness established administratively by HUD in 1995. The City of Dallas began consulting with Metro Dallas Homeless Alliance (MDHA), the Lead Agency for the Dallas/Irving and Collin Counties Continuum of Care (CoC), in January 2012 regarding the substantial amendment. The City of Dallas presented its preliminary budget allocations to the CoC on January 24, 2012 for the second allocation of Emergency Solutions Grant funds in the amount of \$433,200. Eligible categories under the second allocation included: Homeless Prevention, Rapid Re-Housing, HMIS, and Administration. After viewing the January 26 webinar, a second budget was presented to the CoC with emphasis on rapid re-housing funds. The CoC Membership approved the budget on January 31, 2012 as follows:

Activity	FY 2011-12 Council Adopted Budget	FY 2011-12 Substantial Amendment	Total
Homeless Prevention	-	91,000	91,000
Rapid Re-Housing	-	275,456	275,456
Homeless Management Info System	-	25,000	25,000
Contracts – Essential Services	88,362	-	88,362
Contracts – Facilities Operation	142,200	-	142,200
The Bridge – Essential Services	122,786	-7,900	114,886
The Bridge – Operations	378,279	-2,100	376,179
Administrative Costs	38,506	51,744	90,250
Total	770,133	433,200	1,203,333

Note: No more than 60% of the grant award can be used for Emergency Shelter Services (Essential Services and Shelter Operations)

CONTINUUM OF CARE

CoC Membership has established a Steering Committee which is composed of 8 to 12 upper level executives from various organizations. Representatives from the Cities of Dallas, Irving, and Garland, as well as Collin and Dallas Counties serve on the committee. The Steering Committee is responsible for developing, reviewing, and implementing strategies to present to the full CoC Membership for consideration and approval. One of the Steering Committee responsibilities was to develop policies and procedures for the Emergency Solutions Grant for entities receiving funds within the continuum of care geographic area. During the consultation process, each municipality presented budget allocations to the Steering Committee for consideration and those recommendations were presented to the full CoC for approval.

On March 27, 2012, the CoC presented its policies and procedures for the solutions grant which promotes consistency and coordination between ESG recipients. The policies assist the CoC in planning, funding, implementing and evaluating homeless assistance and homeless prevention programs. It also identified the following priorities for ESG funds:

- Rapid Re-Housing - Services (especially, case management)
- Rapid Re-Housing – Rental Assistance
- Emergency Shelter – Operations
- Emergency Shelter – Essential Services
- Emergency Shelter – Street Outreach
- Homeless Management Information System (HMIS)
- Homelessness Prevention

Funding recommendations include a minimum of 60% of funds be allocated to Rapid Re-housing after funds have been appropriated for outreach/shelter operations, HMIS, and administrative costs. The City of Dallas has exceeded this benchmark by allocating 64% of its remaining funds to Rapid Re-housing services. In addition to making funding recommendations, the CoC also developed performance standards for ESG.

MATCHING FUNDS REQUIREMENT

The City of Dallas as well as its sub-recipients matched ESG funds dollar-for-dollar. Matching funds may consist of the following:

- Cash;
- value or fair rental value of any donated material or building;
- value of any lease on a building;
- salary paid to staff to carry out the program of the recipient;
- value of the time and services contributed by volunteers to carry out the program of the recipient at a current rate of \$5 per hour; and
- volunteers providing professional services such as medical or legal services are valued at the reasonable and customary rate in the community.

Matching funds documentation was submitted monthly by sub-recipients to ensure match requirements were met. Matching funds were considered allowable only after HUD signed the grant agreement and the effective date of sub-recipient contracts. The City of Dallas meets or exceeds its matching requirements annually.

This page intentionally left blank.

CR-60 - ESG 91.520(g) (ESG Recipients only)

ESG Supplement to the CAPER in *e-snaps*

For Paperwork Reduction Act

1. Recipient Information—All Recipients Complete

Basic Grant Information

Recipient Name	Dallas
Organizational DUNS Number	196616478
EIN/TIN Number	756000508
Identify the Field Office	Fort Worth
Identify CoC(s) in which the recipient or subrecipient(s) will provide ESG assistance	Dallas City & County/Irving CoC

ESG Contact Name

Prefix	Ms.
First Name	Chan
Middle Name	
Last Name	Williams
Suffix	0
Title	Assistant Director

ESG Contact Address

Street Address 1	City of Dallas
Street Address 2	1500 Marilla, 4FS
City	Dallas
State	TX
ZIP Code	75201-
Phone Number	2146705544
Extension	0
Fax Number	2146700741
Email Address	chan.williams@dallascityhall.com

ESG Secondary Contact

Prefix	Ms.
First Name	Bernadette
Last Name	Mitchell
Suffix	
Title	Assistant Director
Phone Number	2146703619
Extension	
Email Address	bernadette.mitchell@dallascityhall.com

2. Reporting Period—All Recipients Complete

Program Year Start Date 10/01/2011
Program Year End Date 09/30/2012

3a. Subrecipient Form – Complete one form for each subrecipient

Subrecipient or Contractor Name: The Family Gateway
City: Dallas
State: TX
Zip Code: 75204
DUNS Number: 003731991
Is subrecipient a VAWA-DV provider: N
Subrecipient Organization Type: Other Non-Profit Organization
ESG Subgrant or Contract Award Amount: 23355

Subrecipient or Contractor Name: The Family Place
City: Dallas
State: TX
Zip Code: 75209
DUNS Number: 002933091
Is subrecipient a VAWA-DV provider: Y
Subrecipient Organization Type: Other Non-Profit Organization
ESG Subgrant or Contract Award Amount: 28545

Subrecipient or Contractor Name: Legal Aid of Northwest Texas
City: Fort Worth
State: TX
Zip Code: 76102
DUNS Number: 094253846
Is subrecipient a VAWA-DV provider: N
Subrecipient Organization Type: Other Non-Profit Organization
ESG Subgrant or Contract Award Amount: 55057

Subrecipient or Contractor Name: New Beginning Center
City: Garland
State: TX
Zip Code: 75040
DUNS Number: 139224356

Is subrecipient a VAWA-DV provider: Y
Subrecipient Organization Type: Other Non-Profit Organization
ESG Subgrant or Contract Award Amount: 6000

Subrecipient or Contractor Name: Shared Housing Center
City: Dallas
State: TX
Zip Code: 75204
DUNS Number: 052767832

Is subrecipient a VAWA-DV provider: N
Subrecipient Organization Type: Other Non-Profit Organization
ESG Subgrant or Contract Award Amount: 48005

Subrecipient or Contractor Name: Vogel Alcove
City: Dallas
State: TX
Zip Code: 75231
DUNS Number: 785822289
Is subrecipient a VAWA-DV provider: N
Subrecipient Organization Type: Other Non-Profit Organization
ESG Subgrant or Contract Award Amount: 24000

Subrecipient or Contractor Name: Promise House
City: Dallas
State: TX
Zip Code: 75201
DUNS Number: 164693905
Is subrecipient a VAWA-DV provider: N
Subrecipient Organization Type: Other Non-Profit Organization
ESG Subgrant or Contract Award Amount: 45600

CR-65 - Persons Assisted

4. Persons Served

4a. Complete for Homelessness Prevention Activities

Number of Persons in Households	Total
Adults	0
Children	0
Don't Know/Refused	0
Missing Information	0
Total	0

Table 1 – Household Information for Homeless Prevention Activities

4b. Complete for Rapid Re-Housing Activities

Number of Persons in Households	Total
Adults	0
Children	0
Don't Know/Refused	0
Missing Information	0
Total	0

Table 2 – Household Information for Rapid Re-Housing Activities

4c. Complete for Shelter

Number of Persons in Households	Total
Adults	2,772
Children	1,515
Don't Know/Refused	0
Missing Information	0
Total	4,287

Table 3 – Shelter Information

4d. Totals for all Persons Served with ESG

Number of Persons in Households	Total
Adults	2,772
Children	1,515
Don't Know/Refused	0
Missing Information	0
Total	4,287

Table 4 – Household Information for Persons Served with ESG

5. Gender—Complete for All Activities

	Total
Male	1,481
Female	2,806
Transgendered	0
Unknown	0
Total	4,287

Table 5 – Gender Information

6. Age—Complete for All Activities

	Total
Under 18	222
18-24	437
Over 24	3,628
Don't Know/Refused	0
Missing Information	0
Total	4,287

Table 6 – Age Information

7. Special Populations Served—Complete for All Activities

Number of Persons in Households

Subpopulation	Total Persons Served – Prevention	Total Persons Served – RRH	Total Persons Served in Emergency Shelters	Total
Veterans	0	0	0	0
Victims of Domestic Violence	0	0	0	742
Elderly	0	0	0	3
HIV/AIDS	0	0	0	0
Chronically Homeless	0	0	0	228
Persons with Disabilities:				
Severely Mentally Ill	0	0	0	0
Chronic Substance Abuse	0	0	0	0
Other Disability	0	0	0	0
Total (Unduplicated if possible)	0	0	0	0

Table 7 – Special Population Served

CR-70 – Assistance Provided

8. Shelter Utilization

Number of New Units - Rehabbed	0
Number of New Units - Conversion	0
Total Number of bed-nights available	408,070
Total Number of bed-nights provided	65,772
Capacity Utilization	16.12%

Table 8 – Shelter Capacity

CR-75 – Expenditures

11. Expenditures

11a. ESG Expenditures for Homelessness Prevention

	Dollar Amount of Expenditures in Program Year		
	FY 2009	FY 2010	FY 2011
Expenditures for Rental Assistance	0	0	0
Expenditures for Housing Relocation and Stabilization Services - Financial Assistance	0	0	0
Expenditures for Housing Relocation & Stabilization Services - Services	0	0	0
Expenditures for Homeless Prevention under Emergency Shelter Grants Program	142,188	0	0
Subtotal Homelessness Prevention	142,188	0	0

Table 9 – ESG Expenditures for Homelessness Prevention

11b. ESG Expenditures for Rapid Re-Housing

	Dollar Amount of Expenditures in Program Year		
	FY 2009	FY 2010	FY 2011
Expenditures for Rental Assistance	0	0	0
Expenditures for Housing Relocation and Stabilization Services - Financial Assistance	0	0	0
Expenditures for Housing Relocation & Stabilization Services - Services	0	0	0
Expenditures for Homeless Prevention under Emergency Shelter Grants Program	0	0	0
Subtotal Rapid Re-Housing	0	0	0

Table 10 – ESG Expenditures for Rapid Re-Housing

11c. ESG Expenditures for Emergency Shelter

	Dollar Amount of Expenditures in Program Year		
	FY 2009	FY 2010	FY 2011
Essential Services	209,982	229,551	199,672
Operations	379,817	572,922	132,817
Renovation	0	0	0

Major Rehab	0	0	0
Conversion	0	0	0
Subtotal	589,799	802,473	332,489

Table 11 – ESG Expenditures for Emergency Shelter

11d. Other Grant Expenditures

	Dollar Amount of Expenditures in Program Year		
	FY 2009	FY 2010	FY 2011
HMIS	0	0	0
Administration	38,525	38,453	90,116
Street Outreach	0	0	0

Table 12 Other Grant Expenditures

11e. Total ESG Grant Funds

Total ESG Funds Expended	FY 2009	FY 2010	FY 2011
2,034,043	770,512	840,926	422,605

Table 13 Total ESG Funds Expended

11f. Match Source

	FY 2009	FY 2010	FY 2011
Other Non-ESG HUD Funds	0	0	0
Other Federal Funds	0	0	0
State Government	0	0	0
Local Government	564,023	611,375	230,676
Private Funds	99,389	119,300	98,545
Other	130,215	133,945	133,254
Fees	0	0	0
Program Income	0	0	0
Total Match Amount	793,627	864,620	462,475

Table 14 Other Funds Expended on Eligible ESG Activities

11g. Total

Total Amount of Funds Expended on ESG Activities	FY 2009	FY 2010	FY 2011
4,154,765	1,564,139	1,705,546	885,080

Table 15 - Total Amount of Funds Expended on ESG Activities

25j) CONTINUUM OF CARE

This page intentionally left blank.

Before Starting the Exhibit 1 Continuum of Care (CoC) Application

HUD strongly encourages ALL applicants to review the following information BEFORE beginning the 2010 Exhibit 1 Continuum of Care (CoC) Application.

Training resources are available online at: www.hudhre.info/esnaps - Training modules are available to help complete or update the Exhibit 1 application, including attaching required forms. - The HUD HRE Virtual Help Desk is available for submitting technical and policy questions.

Things to Remember

- Review the 2010 Notice of Funding Availability for the Continuum of Care (CoC) Homeless Assistance Program in its entirety for specific application and program requirements.
- CoCs that applied in the 2009 competition and selected the bring forward option during CoC Registration must be careful to review each question in the Exhibit 1. Questions may have changed or been removed so the information brought forward may or may not be relevant. Not all questions will have information brought forward. For those questions, you must enter response manually. Be sure to review the application carefully. Verify and update as needed to ensure accuracy.
- New CoCs or CoCs that did not apply in 2009 will not have pre-populated information and must complete all Exhibit 1 forms.
- There are character limits for the narrative sections of the application and the amounts are listed accordingly. It is recommended that CoCs first write narrative responses in Microsoft Word and then cut and paste into e-snaps.

1A. Continuum of Care (CoC) Identification

Instructions:

The fields on this screen are read only and reference the information entered during the CoC Registration process. Updates cannot be made at this time. If the information on this screen is not correct, contact the HUD Virtual Help Desk at www.hudhre.info.

CoC Name and Number (From CoC Registration): TX-600 - Dallas City & County/Irving CoC

CoC Lead Agency Name: Metro Dallas Homeless Alliance

1B. Continuum of Care (CoC) Primary Decision-Making Group

Instructions:

The following questions are related to the CoC primary decision-making group. The primary responsibility of this group is to manage the overall planning effort for the entire CoC, including, but not limited to:

- Setting agendas for full Continuum of Care meetings
- Project monitoring
- Determining project priorities
- Providing final approval for the CoC application submission.

This body is also responsible for the implementation of the CoC's HMIS, either through direct oversight or through the designation of an HMIS implementing agency. This group may be the CoC Lead Agency or may authorize another entity to be the CoC Lead Agency under its direction.

Name of primary decision-making group: Continuum of Care Committee

Indicate the frequency of group meetings: Monthly or more

If less than bi-monthly, please explain (limit 500 characters):

Indicate the legal status of the group: Not a legally recognized organization

Specify "other" legal status:

Indicate the percentage of group members that represent the private sector: (e.g., non-profit providers, homeless or formerly homeless persons, advocates and consumer interests) 88%

*** Indicate the selection process of group members: (select all that apply)**

Elected:	<input type="checkbox"/>
Assigned:	<input type="checkbox"/>
Volunteer:	<input checked="" type="checkbox"/>
Appointed:	<input type="checkbox"/>
Other:	<input type="checkbox"/>

Specify "other" process(es):

Briefly describe the selection process of group members. Description should include why this process was established and how it works (limit 750 characters):

The Continuum of Care Committee is open to any agency or governmental unit in Dallas & Collin Counties who is involved in the Continuum of Care planning process. Group members may include current CoC grantees, non-profits who are interested in becoming grantees, or stakeholders who are interested / involved in carrying out CoC goals.

The process was established in order to keep the Continuum of Care process open to anyone interested in participating in the goal of ending homelessness. Current and potential attendees are notified of Continuum of Care meetings and relevant topics via a community-wide mailing list, and may choose to participate in meetings, sub-committees, or on an as-requested basis.

*** Indicate the selection process of group leaders: (select all that apply):**

Elected:	<input checked="" type="checkbox"/>
Assigned:	<input type="checkbox"/>
Volunteer:	<input checked="" type="checkbox"/>
Appointed:	<input type="checkbox"/>
Other:	<input type="checkbox"/>

Specify "other" process(es):

If administrative funds were made available to the CoC, would the primary-decision making body, or its designee, have the capacity to be responsible for activities such as applying for HUD funding and serving as a grantee, providing project oversight, and monitoring. Explain (limit 750 characters):

Yes. The Continuum of Care Committee's designee would be Metro Dallas Homeless Alliance (MDHA), which is also the CoC Lead Agency. MDHA is currently charged with Continuum of Care oversight, coordination and grant compliance, and has been appointed the regional authority on homelessness by the Dallas City Council. MDHA has both the capacity and willingness to fulfill this role for the Continuum, provided sufficient administrative funds are provided in addition to the Administration fee provided for SHP and S + C grantees.

1C. Continuum of Care (CoC) Committees, Subcommittees and Work Groups

Instructions:

Provide information on up to five of the CoCs most active CoC-wide planning committees, subcommittees, and workgroups. CoCs should only include information on those groups that are directly involved in CoC-wide planning activities such as project review and selection, discharge planning, disaster planning, completion of the Exhibit 1 application, conducting the point-in-time count, and 10-year plan coordination. For each group, briefly describe the role and how frequently the group meets. If one of more of the groups meet less than quarterly, please explain.

For additional instructions, refer to the [Exhibit 1 Detailed Instructions](#) which can be accessed on the left-hand menu bar.

Committees and Frequency

Name of Group	Role of Group (limit 750 characters)	Meeting Frequency
Independent Review Committee	The sub-committee of the CoC Committee is responsible for the formal review of APR's, HUD monitoring visits, audits, Exhibit 2's, self-assessments, site visits and ranking of the projects.	semi-annually (twice a year)
MDHA General Membership Committee	This is the networking group for all stakeholders invested in improving conditions for the homeless population and reducing general and chronic homelessness. Responsible for community-wide information flow and advocacy activities.	Monthly or more
MDHA Board of Directors	This is the governing body for MDHA. Its members are made up of a cross-section of the community. Provides strategic planning for MDHA, including financial oversight, program analysis and fund development.	quarterly (once each quarter)
Permanent Supportive Housing Committee	This sub-committee of the MDHA Board is responsible for developing a Master Plan for the development of Permanent Supportive Housing in accordance with the Dallas 10-Year Plan to End Chronic Homelessness.	quarterly (once each quarter)
Continuum of Care Committee	This is the decision-making body of the CoC. It is the group which pans, coordinates and ensures compliance with HUD regulations for all SHP and Shelter + Care grants and works to create a seamless continuum of housing and services throughout the CoC.	Monthly or more

If any group meets less than quarterly, please explain (limit 750 characters):

Because of the nature of its work, the Independent Review Committee meets semi-annually to discuss and rank the CoC project appraisals it conducts.

1D. Continuum of Care (CoC) Member Organizations

Identify all CoC member organizations or individuals directly involved in the CoC planning process. To add an organization or individual, click on the icon.

Organization Name	Membership Type	Organization Type	Organization Role	Subpopulations
Fannie Mae Corporation	Private Sector	Funder	Committee/Sub-committee/Work Group, Attend 10-year planni...	NONE
Salvation Army - Dallas	Private Sector	Faith-b...	Primary Decision Making Group, Committee/Sub-committee/Wo...	NONE
Housing Crisis Center	Private Sector	Non-pro..	Primary Decision Making Group, Committee/Sub-committee/Wo...	NONE
Homeward Bound, Inc.	Private Sector	Non-pro..	Committee/Sub-committee/Work Group, Attend 10-year planni...	Substance Abuse
Ellis, George	Private Sector	Other	Committee/Sub-committee/Work Group	NONE
Family Place, The	Private Sector	Non-pro..	Primary Decision Making Group, Attend Consolidated Plan p...	Domestic Vio...
Dallas Police Department	Public Sector	Law enf...	Committee/Sub-committee/Work Group, Attend 10-year planni...	NONE
Graham Investments	Private Sector	Other	Committee/Sub-committee/Work Group, Attend 10-year planni...	NONE
Downtown Dallas Association	Private Sector	Businesses	Committee/Sub-committee/Work Group	NONE
Texas Workforce Commission	Public Sector	Local w...	Committee/Sub-committee/Work Group	NONE
Metro Dallas Homeless Alliance	Private Sector	Non-pro..	Primary Decision Making Group, Attend Consolidated Plan p...	NONE
Dallas Housing Authority	Public Sector	Public ...	Primary Decision Making Group, Attend Consolidated Plan p...	NONE
Social Security Administration	Public Sector	Other	Committee/Sub-committee/Work Group	NONE
Dallas County	Public Sector	Local g...	Primary Decision Making Group, Committee/Sub-committee/Wo...	NONE
Adapt Community Solutions	Private Sector	Other	Committee/Sub-committee/Work Group	NONE

Stewpot, The	Private Sector	Faith-b...	Committee/Sub-committee/Work Group, Attend 10-year planni...	NONE
ValueOptions	Private Sector	Othe r	Attend 10-year planning meetings during past 12 months, C...	Seriousl y Me...
Corporation for Supportive Housing	Private Sector	Non-pro..	Committee/Sub-committee/Work Group, Attend 10-year planni...	NONE
Texas Supportive Housing Coalition	Private Sector	Othe r	Committee/Sub-committee/Work Group	NONE
Harris, Virgil	Private Sector	Othe r	Committee/Sub-committee/Work Group, Attend 10-year planni...	NONE
Central Dallas Ministries	Private Sector	Faith-b...	Attend Consolidated Plan planning meetings during past 12...	NONE
Law Office of Eric L. Johnson	Private Sector	Busi ness es	Committee/Sub-committee/Work Group, Attend 10-year planni...	NONE
Shared Housing, Inc.	Private Sector	Non-pro..	Primary Decision Making Group, Committee/Sub-committee/Wo...	NONE
Nilson, Clare	Individual	Hom eles s	Committee/Sub-committee/Work Group, Attend 10-year planni...	NONE
Patsley, Gary	Individual	Othe r	Committee/Sub-committee/Work Group, Attend 10-year planni...	NONE
Carrington Coleman Sloman & Blumenthal	Private Sector	Busi ness es	Committee/Sub-committee/Work Group, Attend 10-year planni...	NONE
Dallas Independent School District	Public Sector	Sch ool ...	Primary Decision Making Group, Committee/Sub-committee/Wo...	Youth
CiC Partners, LP	Private Sector	Busi ness es	Committee/Sub-committee/Work Group, Attend 10-year planni...	NONE
City of Dallas	Public Sector	Loca l g...	Primary Decision Making Group, Attend Consolidated Plan p...	NONE
Schroepfer Wessels Jolesch	Private Sector	Busi ness es	Committee/Sub-committee/Work Group, Attend 10-year planni...	NONE
Parkland Health & Hospital System	Private Sector	Hos pita..	Attend Consolidated Plan planning meetings during past 12...	NONE
Baron & Blue Foundation	Private Sector	Fun der ...	Primary Decision Making Group, Committee/Sub-committee/Wo...	NONE
Collin County Homeless Coalition	Private Sector	Othe r	Committee/Sub-committee/Work Group	NONE
TextOrder.com	Private Sector	Busi ness es	Committee/Sub-committee/Work Group, Attend 10-year planni...	NONE
Legal Aid of Northwest Texas	Private Sector	Non-pro..	Primary Decision Making Group, Committee/Sub-committee/Wo...	NONE

Community Council of Greater Dallas	Private Sector	Non-pro..	Primary Decision Making Group, Committee/Sub-committee/Wo...	NONE
Family Gateway, Inc.	Private Sector	Non-pro..	Primary Decision Making Group, Committee/Sub-committee/Wo...	NONE
Rainbow Days, Inc.	Private Sector	Non-pro..	Primary Decision Making Group, Committee/Sub-committee/Wo...	Youth
V.A. Medical Center	Public Sector	Othe r	Committee/Sub-committee/Work Group, Attend 10-year planni...	Veteran s
Brighter Tomorrows, Inc.	Private Sector	Non-pro..	Primary Decision Making Group, Committee/Sub-committee/Wo...	Domesti c Vio...
Community Dental Care	Private Sector	Non-pro..	Primary Decision Making Group, Committee/Sub-committee/Wo...	NONE
Hope's Door	Private Sector	Non-pro..	Primary Decision Making Group, Committee/Sub-committee/Wo...	Domesti c Vio...
AIDS Services of Dallas	Private Sector	Non-pro..	Primary Decision Making Group, Attend Consolidated Plan p...	HIV/AIDS
Vogel Alcove	Private Sector	Non-pro..	Primary Decision Making Group, Committee/Sub-committee/Wo...	Youth
LifePath Systems	Private Sector	Non-pro..	Primary Decision Making Group, Committee/Sub-committee/Wo...	Seriousl y Me...
LifeNet Community Behavioral Healthcare	Private Sector	Non-pro..	Primary Decision Making Group, Committee/Sub-committee/Wo...	Seriousl y Me...
Crossroads Community Services	Private Sector	Faith -b...	Primary Decision Making Group, Committee/Sub-committee/Wo...	NONE
New Beginning Center	Private Sector	Non-pro..	Primary Decision Making Group, Committee/Sub-committee/Wo...	Domesti c Vio...
City of Irving	Public Sector	Loca l g...	Primary Decision Making Group, Committee/Sub-committee/Wo...	NONE
Dallas Life Foundation	Private Sector	Faith -b...	Committee/Sub-committee/Work Group, Attend 10-year planni...	NONE
Metrocare Services	Private Sector	Non-pro..	Primary Decision Making Group, Committee/Sub-committee/Wo...	Seriousl y Me...
ABC Behavioral Healthcare	Private Sector	Non-pro..	Primary Decision Making Group, Committee/Sub-committee/Wo...	Seriousl y Me...
Body & Soul - St. Paul UMC	Private Sector	Faith -b...	Committee/Sub-committee/Work Group, Attend 10-year planni...	NONE
Promise House, Inc.	Private Sector	Faith -b...	Primary Decision Making Group, Committee/Sub-committee/Wo...	Youth

HomeAid / Home Builders Care	Private Sector	Funder ...	Committee/Sub-committee/Work Group, Attend 10-year planni...	NONE
St. Vincent de Paul - Dallas	Private Sector	Faith-b...	Primary Decision Making Group, Committee/Sub-committee/Wo...	NONE
Urban League of Greater Dallas	Private Sector	Non-pro..	Primary Decision Making Group, Committee/Sub-committee/Wo...	NONE
Catholic Charities of Dallas	Private Sector	Faith-b...	Primary Decision Making Group, Committee/Sub-committee/Wo...	NONE
U.S. Dept. of Housing & Urban Dev.	Public Sector	Othe r	Committee/Sub-committee/Work Group, Attend 10-year planni...	NONE
Wilkinson Center, The	Private Sector	Non-pro..	Committee/Sub-committee/Work Group, Attend 10-year planni...	NONE
Dallas Public Library	Public Sector	Loca l g...	Committee/Sub-committee/Work Group, Attend 10-year planni...	NONE
Operation Care - Dallas	Private Sector	Faith-b...	Committee/Sub-committee/Work Group, Attend 10-year planni...	NONE
Central Dallas Community Development Corporation	Private Sector	Non-pro..	Committee/Sub-committee/Work Group, Attend 10-year planni...	NONE
Holy Trinity Catholic Church	Private Sector	Faith-b...	Committee/Sub-committee/Work Group, Attend 10-year planni...	NONE
Union Gospel Mission	Private Sector	Faith-b...	Primary Decision Making Group, Committee/Sub-committee/Wo...	NONE
Nexus Recovery Center	Private Sector	Non-pro..	Committee/Sub-committee/Work Group, Attend 10-year planni...	NONE
Interfaith Housing Coalition	Private Sector	Faith-b...	Primary Decision Making Group, Committee/Sub-committee/Wo...	NONE
Freedlund, Michael	Private Sector	Busi ness es	Committee/Sub-committee/Work Group, Attend 10-year planni...	NONE
Operation Relief Center	Private Sector	Non-pro..	Primary Decision Making Group, Committee/Sub-committee/Wo...	Veteran s
Easter Seals - Dallas	Private Sector	Non-pro..	Primary Decision Making Group, Committee/Sub-committee/Wo...	NONE
City of Garland	Public Sector	Loca l g...	Primary Decision Making Group, Committee/Sub-committee/Wo...	NONE
City of Plano	Public Sector	Loca l g...	Primary Decision Making Group, Committee/Sub-committee/Wo...	NONE
Turtle Creek Recovery	Private Sector	Non-pro..	Committee/Sub-committee/Work Group, Attend 10-year planni...	Substan ce Abuse
PATH Partners	Private Sector	Non-pro..	Committee/Sub-committee/Work Group, Attend 10-year planni...	NONE

Mosaic Family Services	Private Sector	Non-pro..	Committee/Sub-committee/Work Group, Attend 10-year planni...	Domesti c Vio...
Bridge, The	Private Sector	Non-pro..	Primary Decision Making Group, Committee/Sub-committee/Wo...	NONE
We Care Facilities	Private Sector	Non-pro..	Primary Decision Making Group, Committee/Sub-committee/Wo...	NONE
Homeless Veterans' Services of Dallas	Private Sector	Non-pro..	Committee/Sub-committee/Work Group, Attend 10-year planni...	Veteran s
Captain Hope's Kids	Private Sector	Non-pro..	Committee/Sub-committee/Work Group, Attend 10-year planni...	Youth
AIDS Arms, Inc.	Private Sector	Non-pro..	Committee/Sub-committee/Work Group, Attend 10-year planni...	HIV/AID S
House of Jabez	Private Sector	Faith-b...	Committee/Sub-committee/Work Group, Attend 10-year planni...	NONE
American G.I. Forum - NVOP	Private Sector	Non-pro..	Committee/Sub-committee/Work Group, Attend 10-year planni...	Veteran s
Austin Street Shelter	Private Sector	Faith-b...	Committee/Sub-committee/Work Group	NONE
Center for Nonprofit Management	Private Sector	Non-pro..	Committee/Sub-committee/Work Group, Attend 10-year planni...	NONE
City of Grand Prairie	Public Sector	Loca l g...	Primary Decision Making Group, Attend 10-year planning me...	NONE
Dallas Furniture Bank	Private Sector	Non-pro..	Attend 10-year planning meetings during past 12 months, C...	NONE
Foundation for Community Empowerment	Private Sector	Faith-b...	Committee/Sub-committee/Work Group	NONE
Good Samaritans - Garland	Private Sector	Non-pro..	Attend 10-year planning meetings during past 12 months, C...	NONE
Dym, Kevin	Individual	Othe r	Attend 10-year planning meetings during past 12 months	NONE
Grand Prairie United Charities	Private Sector	Non-pro..	Committee/Sub-committee/Work Group	NONE
Ladies of Charity	Private Sector	Faith-b...	Attend 10-year planning meetings during past 12 months, C...	NONE
LifeLine Shelter for Families	Private Sector	Non-pro..	Committee/Sub-committee/Work Group	NONE
Mental Health America of Greater Dallas	Private Sector	Non-pro..	Attend 10-year planning meetings during past 12 months, C...	Veteran s, Se...

My Second Chance, Inc.	Private Sector	Non-pro..	Committee/Sub-committee/Work Group	Substan ce Ab...
Smith, Ann	Individual	Othe r	Committee/Sub-committee/Work Group	NONE
Soul's Harbor	Private Sector	Faith -b...	Committee/Sub-committee/Work Group	Substan ce Abuse
The Samaritan Inn	Private Sector	Non-pro..	Attend 10-year planning meetings during past 12 months, C...	NONE
Redd, Ricky	Individual	For merl. ..	Attend 10-year planning meetings during past 12 months, C...	NONE
Global 360, Inc.	Private Sector	Busi ness es	Committee/Sub-committee/Work Group, Attend 10-year planni...	NONE
Sheraton Hotel	Private Sector	Busi ness es	Committee/Sub-committee/Work Group	NONE
Neiman Marcus	Private Sector	Busi ness es	Attend 10-year planning meetings during past 12 months, C...	NONE
Transicare, Inc.	Private Sector	Non-pro..	Committee/Sub-committee/Work Group	Seriousl y Me...
Angel's Home	Private Sector	Non-pro..	Attend 10-year planning meetings during past 12 months	NONE
City Wide CDC	Private Sector	Non-pro..	Attend 10-year planning meetings during past 12 months	NONE
KamilCare Hope House	Private Sector	Faith -b...	Attend 10-year planning meetings during past 12 months	NONE
North Texas Behavioral Health Association	Private Sector	Non-pro..	Attend 10-year planning meetings during past 12 months	Seriousl y Me...
Open Hands	Private Sector	Non-pro..	Attend 10-year planning meetings during past 12 months	NONE
ZAT	Private Sector	Faith -b...	Committee/Sub-committee/Work Group	NONE
Hopeful Solutions	Private Sector	Non-pro..	Committee/Sub-committee/Work Group	Substan ce Abuse
Department of Family Protective Services	Public Sector	Stat e g...	Committee/Sub-committee/Work Group	Youth
Soldier House	Private Sector	Non-pro..	Committee/Sub-committee/Work Group	Veteran s

Integrity Asset Management	Private Sector	Businesses	Committee/Sub-committee/Work Group	NONE
Men of Nehemiah	Private Sector	Non-pro..	Committee/Sub-committee/Work Group	Substance Abuse
Montrel Living	Private Sector	Non-pro..	Committee/Sub-committee/Work Group	Substance Abuse
Johnson, Larry L.	Individual	Other	Committee/Sub-committee/Work Group	NONE
Temple of Prayer Christian Fellowship	Private Sector	Faith-b...	Committee/Sub-committee/Work Group	NONE
EVERgreen Residential	Private Sector	Businesses	Committee/Sub-committee/Work Group	NONE
ChildCare Group	Public Sector	State g...	Committee/Sub-committee/Work Group	Youth
Draper, Reginald	Individual	Homeless	Committee/Sub-committee/Work Group	NONE
Paul Scott Associates	Private Sector	Businesses	Committee/Sub-committee/Work Group	NONE
Ark Covenant Ministry	Private Sector	Faith-b...	Committee/Sub-committee/Work Group	NONE
Downtown Resident Council	Private Sector	Non-pro..	Committee/Sub-committee/Work Group	NONE
Pile, Emmit	Individual	Homeless	Committee/Sub-committee/Work Group	NONE
LaunchAbility	Private Sector	Non-pro..	Committee/Sub-committee/Work Group	Seriously Me...
New Creation Bible Church	Private Sector	Faith-b...	Committee/Sub-committee/Work Group	NONE
A.D.A.M. Ministries	Private Sector	Non-pro..	Committee/Sub-committee/Work Group	NONE
Knetzer, Craig	Individual	Homeless	Committee/Sub-committee/Work Group	NONE
Southern Area Social Services Center	Private Sector	Non-pro..	Committee/Sub-committee/Work Group	NONE
Senior Care Centers	Private Sector	Businesses	Committee/Sub-committee/Work Group	NONE
F.R.E.S.H. Start	Private Sector	Faith-b...	Committee/Sub-committee/Work Group	NONE

Phil, Edward	Individual	Homeless	Committee/Sub-committee/Work Group	NONE
U.S. Census Bureau	Public Sector	Other	Committee/Sub-committee/Work Group	NONE
Disability Help, Inc.	Private Sector	Non-pro..	Committee/Sub-committee/Work Group	NONE
On-Target Supplies & Logistics	Private Sector	Businesses	Committee/Sub-committee/Work Group	NONE
Strategic Justice Initiatives, Inc.	Private Sector	Faith-b...	Committee/Sub-committee/Work Group	NONE
BB&T	Private Sector	Businesses	Committee/Sub-committee/Work Group	NONE
Walker, Celia	Individual	Other	Committee/Sub-committee/Work Group	NONE
Castle, John	Individual	Other	Committee/Sub-committee/Work Group	NONE
Green Oaks Behavioral Health Service	Private Sector	Hospita..	Committee/Sub-committee/Work Group	Veterans, Se...

1D. Continuum of Care (CoC) Member Organizations Detail

Instructions:

Provide information about each CoC member organization, including individuals that are part of the CoC planning process. For each member organization, provide information on the following:

- Organization name; Enter the name of the organization or individual. If the individual is a victim of domestic violence, do not enter their actual name.
- Type of membership; Public, private, or individual
- Type of organization
- Organization role in the CoC planning process
- Subpopulations represented; No more than 2 may be selected
- Services provided, if applicable

Name of organization or individual: Fannie Mae Corporation

Type of Membership: Private Sector
(public, private, or individual)

Type of Organization: Funder advocacy group
(Content depends on "Type of Membership" selection)

Role(s) of the organization: Committee/Sub-committee/Work Group, Attend
(select all that apply) 10-year planning meetings during past 12 months

Subpopulation(s) represented by the organization: NONE
(No more than two subpopulations)

Does the organization provide direct services to homeless people? No

Services provided to homeless persons and families: Not Applicable
(select all that apply)

1D. Continuum of Care (CoC) Member Organizations Detail

Instructions:

Provide information about each CoC member organization, including individuals that are part of the CoC planning process. For each member organization, provide information on the following:

- Organization name; Enter the name of the organization or individual. If the individual is a victim of domestic violence, do not enter their actual name.
- Type of membership; Public, private, or individual
- Type of organization
- Organization role in the CoC planning process
- Subpopulations represented; No more than 2 may be selected
- Services provided, if applicable

Name of organization or individual: Salvation Army - Dallas

Type of Membership: Private Sector
(public, private, or individual)

Type of Organization: Faith-based organizations
(Content depends on "Type of Membership" selection)

Role(s) of the organization: Primary Decision Making Group, Committee/Sub-committee/Work Group, Attend 10-year planning meetings during past 12 months
(select all that apply)

Subpopulation(s) represented by the organization: NONE
(No more than two subpopulations)

Does the organization provide direct services to homeless people? Yes

Services provided to homeless persons and families: Counseling/Advocacy, Case Management, Child Care, Life Skills, Utilities Assistance, Alcohol/Drug Abuse, Rental Assistance
(select all that apply)

1D. Continuum of Care (CoC) Member Organizations Detail

Instructions:

- Provide information about each CoC member organization, including individuals that are part of the CoC planning process. For each member organization, provide information on the following:
- Organization name; Enter the name of the organization or individual. If the individual is a victim of domestic violence, do not enter their actual name.
 - Type of membership; Public, private, or individual
 - Type of organization
 - Organization role in the CoC planning process
 - Subpopulations represented; No more than 2 may be selected
 - Services provided, if applicable

Name of organization or individual: Housing Crisis Center

Type of Membership: Private Sector
(public, private, or individual)

Type of Organization: Non-profit organizations
(Content depends on "Type of Membership" selection)

Role(s) of the organization: Primary Decision Making Group, Committee/Sub-committee/Work Group, Attend 10-year planning meetings during past 12 months
(select all that apply)

Subpopulation(s) represented by the organization: NONE
(No more than two subpopulations)

Does the organization provide direct services to homeless people? Yes

Services provided to homeless persons and families: Counseling/Advocacy, Education, Case Management, Utilities Assistance, Life Skills, Legal Assistance, Transportation, Rental Assistance
(select all that apply)

1D. Continuum of Care (CoC) Member Organizations Detail

Instructions:

Provide information about each CoC member organization, including individuals that are part of the CoC planning process. For each member organization, provide information on the following:
- Organization name; Enter the name of the organization or individual. If the individual is a victim of domestic violence, do not enter their actual name.

- Type of membership; Public, private, or individual
- Type of organization
- Organization role in the CoC planning process
- Subpopulations represented; No more than 2 may be selected
- Services provided, if applicable

Name of organization or individual: Homeward Bound, Inc.

Type of Membership: Private Sector
(public, private, or individual)

Type of Organization: Non-profit organizations
(Content depends on "Type of Membership" selection)

Role(s) of the organization: Committee/Sub-committee/Work Group, Attend
(select all that apply) 10-year planning meetings during past 12 months

Subpopulation(s) represented by the organization: Substance Abuse
(No more than two subpopulations)

Does the organization provide direct services to homeless people? Yes

Services provided to homeless persons and families: Alcohol/Drug Abuse
(select all that apply)

1D. Continuum of Care (CoC) Member Organizations Detail

Instructions:

Provide information about each CoC member organization, including individuals that are part of the CoC planning process. For each member organization, provide information on the following:

- Organization name; Enter the name of the organization or individual. If the individual is a victim of domestic violence, do not enter their actual name.
- Type of membership; Public, private, or individual
- Type of organization
- Organization role in the CoC planning process
- Subpopulations represented; No more than 2 may be selected
- Services provided, if applicable

Name of organization or individual: Ellis, George

Type of Membership: Private Sector
(public, private, or individual)

Type of Organization: Other
(Content depends on "Type of Membership" selection)

Role(s) of the organization: Committee/Sub-committee/Work Group
(select all that apply)

Subpopulation(s) represented by the organization: NONE
(No more than two subpopulations)

Does the organization provide direct services to homeless people? No

Services provided to homeless persons and families: Not Applicable
(select all that apply)

1D. Continuum of Care (CoC) Member Organizations Detail

Instructions:

- Provide information about each CoC member organization, including individuals that are part of the CoC planning process. For each member organization, provide information on the following:
- Organization name; Enter the name of the organization or individual. If the individual is a victim of domestic violence, do not enter their actual name.
 - Type of membership; Public, private, or individual
 - Type of organization
 - Organization role in the CoC planning process
 - Subpopulations represented; No more than 2 may be selected
 - Services provided, if applicable

Name of organization or individual: Family Place, The

Type of Membership: Private Sector
(public, private, or individual)

Type of Organization: Non-profit organizations
(Content depends on "Type of Membership" selection)

Role(s) of the organization: Primary Decision Making Group, Attend Consolidated Plan planning meetings during past 12 months, Attend 10-year planning meetings during past 12 months, Committee/Sub-committee/Work Group
(select all that apply)

Subpopulation(s) represented by the organization: Domestic Violence
(No more than two subpopulations)

Does the organization provide direct services to homeless people? Yes

Services provided to homeless persons and families: Counseling/Advocacy, Education, Case Management, Utilities Assistance, Child Care, Life Skills, Mental health, Legal Assistance, Rental Assistance, Employment
(select all that apply)

1D. Continuum of Care (CoC) Member Organizations Detail

Instructions:

Provide information about each CoC member organization, including individuals that are part of the CoC planning process. For each member organization, provide information on the following:

- Organization name; Enter the name of the organization or individual. If the individual is a victim of domestic violence, do not enter their actual name.
- Type of membership; Public, private, or individual
- Type of organization
- Organization role in the CoC planning process
- Subpopulations represented; No more than 2 may be selected
- Services provided, if applicable

Name of organization or individual: Dallas Police Department

Type of Membership: Public Sector
(public, private, or individual)

Type of Organization: Law enforcement/corrections
(Content depends on "Type of Membership" selection)

Role(s) of the organization: Committee/Sub-committee/Work Group, Attend
(select all that apply) 10-year planning meetings during past 12 months

Subpopulation(s) represented by the organization: NONE
(No more than two subpopulations)

Does the organization provide direct services to homeless people? No

Services provided to homeless persons and families: Law Enforcement
(select all that apply)

1D. Continuum of Care (CoC) Member Organizations Detail

Instructions:

Provide information about each CoC member organization, including individuals that are part of the CoC planning process. For each member organization, provide information on the following:

- Organization name; Enter the name of the organization or individual. If the individual is a victim of domestic violence, do not enter their actual name.
- Type of membership; Public, private, or individual
- Type of organization
- Organization role in the CoC planning process
- Subpopulations represented; No more than 2 may be selected
- Services provided, if applicable

Name of organization or individual: Graham Investments

Type of Membership: Private Sector
(public, private, or individual)

Type of Organization: Other
(Content depends on "Type of Membership" selection)

Role(s) of the organization: Committee/Sub-committee/Work Group, Attend
(select all that apply) 10-year planning meetings during past 12 months

Subpopulation(s) represented by the organization: NONE
(No more than two subpopulations)

Does the organization provide direct services to homeless people? No

Services provided to homeless persons and families: Not Applicable
(select all that apply)

1D. Continuum of Care (CoC) Member Organizations Detail

Instructions:

Provide information about each CoC member organization, including individuals that are part of the CoC planning process. For each member organization, provide information on the following:

- Organization name; Enter the name of the organization or individual. If the individual is a victim of domestic violence, do not enter their actual name.
- Type of membership; Public, private, or individual
- Type of organization
- Organization role in the CoC planning process
- Subpopulations represented; No more than 2 may be selected
- Services provided, if applicable

Name of organization or individual: Downtown Dallas Association

Type of Membership: Private Sector
(public, private, or individual)

Type of Organization: Businesses
(Content depends on "Type of Membership" selection)

Role(s) of the organization: Committee/Sub-committee/Work Group
(select all that apply)

Subpopulation(s) represented by the organization: NONE
(No more than two subpopulations)

Does the organization provide direct services to homeless people? No

Services provided to homeless persons and families: Not Applicable
(select all that apply)

1D. Continuum of Care (CoC) Member Organizations Detail

Instructions:

- Provide information about each CoC member organization, including individuals that are part of the CoC planning process. For each member organization, provide information on the following:
- Organization name; Enter the name of the organization or individual. If the individual is a victim of domestic violence, do not enter their actual name.
 - Type of membership; Public, private, or individual
 - Type of organization
 - Organization role in the CoC planning process
 - Subpopulations represented; No more than 2 may be selected
 - Services provided, if applicable

Name of organization or individual: Texas Workforce Commission

Type of Membership: Public Sector
(public, private, or individual)

Type of Organization: Local workforce investment act boards
(Content depends on "Type of Membership" selection)

Role(s) of the organization: Committee/Sub-committee/Work Group
(select all that apply)

Subpopulation(s) represented by the organization: NONE
(No more than two subpopulations)

Does the organization provide direct services to homeless people? Yes

Services provided to homeless persons and families: Employment
(select all that apply)

1D. Continuum of Care (CoC) Member Organizations Detail

Instructions:

- Provide information about each CoC member organization, including individuals that are part of the CoC planning process. For each member organization, provide information on the following:
- Organization name; Enter the name of the organization or individual. If the individual is a victim of domestic violence, do not enter their actual name.
 - Type of membership; Public, private, or individual
 - Type of organization
 - Organization role in the CoC planning process
 - Subpopulations represented; No more than 2 may be selected
 - Services provided, if applicable

Name of organization or individual: Metro Dallas Homeless Alliance

Type of Membership: Private Sector
(public, private, or individual)

Type of Organization: Non-profit organizations
(Content depends on "Type of Membership" selection)

Role(s) of the organization: Primary Decision Making Group, Attend Consolidated Plan planning meetings during past 12 months, Lead agency for 10-year plan, Committee/Sub-committee/Work Group, Attend 10-year planning meetings during past 12 months, Attend Consolidated Plan focus groups/public forums during past 12 months
(select all that apply)

Subpopulation(s) represented by the organization: NONE
(No more than two subpopulations)

Does the organization provide direct services to homeless people? Yes

Services provided to homeless persons and families: Counseling/Advocacy, Case Management, Life Skills, Healthcare, Mental health, Legal Assistance, Transportation, Alcohol/Drug Abuse, Employment
(select all that apply)

1D. Continuum of Care (CoC) Member Organizations Detail

Instructions:

- Provide information about each CoC member organization, including individuals that are part of the CoC planning process. For each member organization, provide information on the following:
- Organization name; Enter the name of the organization or individual. If the individual is a victim of domestic violence, do not enter their actual name.
 - Type of membership; Public, private, or individual
 - Type of organization
 - Organization role in the CoC planning process
 - Subpopulations represented; No more than 2 may be selected
 - Services provided, if applicable

Name of organization or individual: Dallas Housing Authority

Type of Membership: Public Sector
(public, private, or individual)

Type of Organization: Public housing agencies
(Content depends on "Type of Membership" selection)

Role(s) of the organization: Primary Decision Making Group, Attend Consolidated Plan planning meetings during past 12 months, Committee/Sub-committee/Work Group, Attend 10-year planning meetings during past 12 months
(select all that apply)

Subpopulation(s) represented by the organization: NONE
(No more than two subpopulations)

Does the organization provide direct services to homeless people? Yes

Services provided to homeless persons and families: Utilities Assistance, Mortgage Assistance, Rental Assistance
(select all that apply)

1D. Continuum of Care (CoC) Member Organizations Detail

Instructions:

Provide information about each CoC member organization, including individuals that are part of the CoC planning process. For each member organization, provide information on the following:

- Organization name; Enter the name of the organization or individual. If the individual is a victim of domestic violence, do not enter their actual name.
- Type of membership; Public, private, or individual
- Type of organization
- Organization role in the CoC planning process
- Subpopulations represented; No more than 2 may be selected
- Services provided, if applicable

Name of organization or individual: Social Security Administration

Type of Membership: Public Sector
(public, private, or individual)

Type of Organization: Other
(Content depends on "Type of Membership" selection)

Role(s) of the organization: Committee/Sub-committee/Work Group
(select all that apply)

Subpopulation(s) represented by the organization: NONE
(No more than two subpopulations)

Does the organization provide direct services to homeless people? Yes

Services provided to homeless persons and families: Not Applicable
(select all that apply)

1D. Continuum of Care (CoC) Member Organizations Detail

Instructions:

Provide information about each CoC member organization, including individuals that are part of the CoC planning process. For each member organization, provide information on the following:

- Organization name; Enter the name of the organization or individual. If the individual is a victim of domestic violence, do not enter their actual name.
- Type of membership; Public, private, or individual
- Type of organization
- Organization role in the CoC planning process
- Subpopulations represented; No more than 2 may be selected
- Services provided, if applicable

Name of organization or individual: Dallas County

Type of Membership: Public Sector
(public, private, or individual)

Type of Organization: Local government agencies
(Content depends on "Type of Membership" selection)

Role(s) of the organization: Primary Decision Making Group, Committee/Sub-committee/Work Group, Attend 10-year planning meetings during past 12 months
(select all that apply)

Subpopulation(s) represented by the organization: NONE
(No more than two subpopulations)

Does the organization provide direct services to homeless people? Yes

Services provided to homeless persons and families: Case Management, Life Skills, Utilities Assistance, Mortgage Assistance, Law Enforcement, Rental Assistance, Alcohol/Drug Abuse
(select all that apply)

1D. Continuum of Care (CoC) Member Organizations Detail

Instructions:

- Provide information about each CoC member organization, including individuals that are part of the CoC planning process. For each member organization, provide information on the following:
- Organization name; Enter the name of the organization or individual. If the individual is a victim of domestic violence, do not enter their actual name.
 - Type of membership; Public, private, or individual
 - Type of organization
 - Organization role in the CoC planning process
 - Subpopulations represented; No more than 2 may be selected
 - Services provided, if applicable

Name of organization or individual: Adapt Community Solutions

Type of Membership: Private Sector
(public, private, or individual)

Type of Organization: Other
(Content depends on "Type of Membership" selection)

Role(s) of the organization: Committee/Sub-committee/Work Group
(select all that apply)

Subpopulation(s) represented by the organization: NONE
(No more than two subpopulations)

Does the organization provide direct services to homeless people? Yes

Services provided to homeless persons and families: Counseling/Advocacy, Street Outreach, Case Management, Mental health, Mobile Clinic, Transportation, Alcohol/Drug Abuse
(select all that apply)

1D. Continuum of Care (CoC) Member Organizations Detail

Exhibit 1 2010	Page 28	01/04/2011
----------------	---------	------------

Instructions:

- Provide information about each CoC member organization, including individuals that are part of the CoC planning process. For each member organization, provide information on the following:
- Organization name; Enter the name of the organization or individual. If the individual is a victim of domestic violence, do not enter their actual name.
 - Type of membership; Public, private, or individual
 - Type of organization
 - Organization role in the CoC planning process
 - Subpopulations represented; No more than 2 may be selected
 - Services provided, if applicable

Name of organization or individual: Stewpot, The

Type of Membership: Private Sector
(public, private, or individual)

Type of Organization: Faith-based organizations
(Content depends on "Type of Membership" selection)

Role(s) of the organization: Committee/Sub-committee/Work Group, Attend
(select all that apply) 10-year planning meetings during past 12 months

Subpopulation(s) represented by the organization: NONE
(No more than two subpopulations)

Does the organization provide direct services to homeless people? Yes

Services provided to homeless persons and families: Counseling/Advocacy, Case Management, Life Skills, Transportation, Employment
(select all that apply)

1D. Continuum of Care (CoC) Member Organizations Detail

Instructions:

- Provide information about each CoC member organization, including individuals that are part of the CoC planning process. For each member organization, provide information on the following:
- Organization name; Enter the name of the organization or individual. If the individual is a victim of domestic violence, do not enter their actual name.
 - Type of membership; Public, private, or individual
 - Type of organization
 - Organization role in the CoC planning process
 - Subpopulations represented; No more than 2 may be selected
 - Services provided, if applicable

Name of organization or individual: ValueOptions

Type of Membership: Private Sector
(public, private, or individual)

Type of Organization: Other
(Content depends on "Type of Membership" selection)

Role(s) of the organization: Attend 10-year planning meetings during past 12 months, Committee/Sub-committee/Work Group
(select all that apply)

Subpopulation(s) represented by the organization: Seriously Mentally Ill, Substance Abuse
(No more than two subpopulations)

Does the organization provide direct services to homeless people? No

Services provided to homeless persons and families: Not Applicable
(select all that apply)

1D. Continuum of Care (CoC) Member Organizations Detail

Instructions:

- Provide information about each CoC member organization, including individuals that are part of the CoC planning process. For each member organization, provide information on the following:
- Organization name; Enter the name of the organization or individual. If the individual is a victim of domestic violence, do not enter their actual name.
 - Type of membership; Public, private, or individual
 - Type of organization
 - Organization role in the CoC planning process
 - Subpopulations represented; No more than 2 may be selected
 - Services provided, if applicable

Name of organization or individual: Corporation for Supportive Housing

Type of Membership: Private Sector
(public, private, or individual)

Type of Organization: Non-profit organizations
(Content depends on "Type of Membership" selection)

Role(s) of the organization: Committee/Sub-committee/Work Group, Attend
(select all that apply) 10-year planning meetings during past 12 months

Subpopulation(s) represented by the organization: NONE
(No more than two subpopulations)

Does the organization provide direct services to homeless people? No

Services provided to homeless persons and families: Not Applicable
(select all that apply)

1D. Continuum of Care (CoC) Member Organizations Detail

Instructions:

- Provide information about each CoC member organization, including individuals that are part of the CoC planning process. For each member organization, provide information on the following:
- Organization name; Enter the name of the organization or individual. If the individual is a victim of domestic violence, do not enter their actual name.
 - Type of membership; Public, private, or individual
 - Type of organization
 - Organization role in the CoC planning process
 - Subpopulations represented; No more than 2 may be selected
 - Services provided, if applicable

Name of organization or individual: Texas Supportive Housing Coalition

Type of Membership: Private Sector
(public, private, or individual)

Type of Organization: Other
(Content depends on "Type of Membership" selection)

Role(s) of the organization: Committee/Sub-committee/Work Group
(select all that apply)

Subpopulation(s) represented by the organization: NONE
(No more than two subpopulations)

Does the organization provide direct services to homeless people? No

Services provided to homeless persons and families: Not Applicable
(select all that apply)

1D. Continuum of Care (CoC) Member Organizations Detail

Instructions:

Exhibit 1 2010	Page 32	01/04/2011
----------------	---------	------------

Provide information about each CoC member organization, including individuals that are part of the CoC planning process. For each member organization, provide information on the following:

- Organization name; Enter the name of the organization or individual. If the individual is a victim of domestic violence, do not enter their actual name.
- Type of membership; Public, private, or individual
- Type of organization
- Organization role in the CoC planning process
- Subpopulations represented; No more than 2 may be selected
- Services provided, if applicable

Name of organization or individual: Harris, Virgil

Type of Membership: Private Sector
(public, private, or individual)

Type of Organization: Other
(Content depends on "Type of Membership" selection)

Role(s) of the organization: Committee/Sub-committee/Work Group, Attend
(select all that apply) 10-year planning meetings during past 12 months

Subpopulation(s) represented by the organization: NONE
(No more than two subpopulations)

Does the organization provide direct services to homeless people? No

Services provided to homeless persons and families: Not Applicable
(select all that apply)

1D. Continuum of Care (CoC) Member Organizations Detail

Instructions:

Exhibit 1 2010	Page 33	01/04/2011
----------------	---------	------------

Provide information about each CoC member organization, including individuals that are part of the CoC planning process. For each member organization, provide information on the following:

- Organization name; Enter the name of the organization or individual. If the individual is a victim of domestic violence, do not enter their actual name.
- Type of membership; Public, private, or individual
- Type of organization
- Organization role in the CoC planning process
- Subpopulations represented; No more than 2 may be selected
- Services provided, if applicable

Name of organization or individual: Central Dallas Ministries

Type of Membership: Private Sector
(public, private, or individual)

Type of Organization: Faith-based organizations
(Content depends on "Type of Membership" selection)

Role(s) of the organization: Attend Consolidated Plan planning meetings during past 12 months, Committee/Sub-committee/Work Group, Attend 10-year planning meetings during past 12 months
(select all that apply)

Subpopulation(s) represented by the organization: NONE
(No more than two subpopulations)

Does the organization provide direct services to homeless people? Yes

Services provided to homeless persons and families: Counseling/Advocacy, Education, Case Management, Child Care, Life Skills, Healthcare, Legal Assistance, Rental Assistance, Employment
(select all that apply)

1D. Continuum of Care (CoC) Member Organizations Detail

Instructions:

- Provide information about each CoC member organization, including individuals that are part of the CoC planning process. For each member organization, provide information on the following:
- Organization name; Enter the name of the organization or individual. If the individual is a victim of domestic violence, do not enter their actual name.
 - Type of membership; Public, private, or individual
 - Type of organization
 - Organization role in the CoC planning process
 - Subpopulations represented; No more than 2 may be selected
 - Services provided, if applicable

Name of organization or individual: Law Office of Eric L. Johnson

Type of Membership: Private Sector
(public, private, or individual)

Type of Organization: Businesses
(Content depends on "Type of Membership" selection)

Role(s) of the organization: Committee/Sub-committee/Work Group, Attend
(select all that apply) 10-year planning meetings during past 12 months

Subpopulation(s) represented by the organization: NONE
(No more than two subpopulations)

Does the organization provide direct services to homeless people? No

Services provided to homeless persons and families: Not Applicable
(select all that apply)

1D. Continuum of Care (CoC) Member Organizations Detail

Instructions:

- Provide information about each CoC member organization, including individuals that are part of the CoC planning process. For each member organization, provide information on the following:
- Organization name; Enter the name of the organization or individual. If the individual is a victim of domestic violence, do not enter their actual name.
 - Type of membership; Public, private, or individual
 - Type of organization
 - Organization role in the CoC planning process
 - Subpopulations represented; No more than 2 may be selected
 - Services provided, if applicable

Name of organization or individual: Shared Housing, Inc.

Type of Membership: Private Sector
(public, private, or individual)

Type of Organization: Non-profit organizations
(Content depends on "Type of Membership" selection)

Role(s) of the organization: Primary Decision Making Group, Committee/Sub-committee/Work Group, Attend 10-year planning meetings during past 12 months
(select all that apply)

Subpopulation(s) represented by the organization: NONE
(No more than two subpopulations)

Does the organization provide direct services to homeless people? Yes

Services provided to homeless persons and families: Utilities Assistance, Life Skills, Mental health, Transportation, Rental Assistance, Employment
(select all that apply)

1D. Continuum of Care (CoC) Member Organizations Detail

Instructions:

- Provide information about each CoC member organization, including individuals that are part of the CoC planning process. For each member organization, provide information on the following:
- Organization name; Enter the name of the organization or individual. If the individual is a victim of domestic violence, do not enter their actual name.
 - Type of membership; Public, private, or individual
 - Type of organization
 - Organization role in the CoC planning process
 - Subpopulations represented; No more than 2 may be selected
 - Services provided, if applicable

Name of organization or individual: Nilson, Clare

Type of Membership: Individual
(public, private, or individual)

Type of Organization: Homeless
(Content depends on "Type of Membership" selection)

Role(s) of the organization: Committee/Sub-committee/Work Group, Attend
(select all that apply) 10-year planning meetings during past 12 months

Subpopulation(s) represented by the organization: NONE
(No more than two subpopulations)

Does the organization provide direct services to homeless people? No

Services provided to homeless persons and families: Not Applicable
(select all that apply)

1D. Continuum of Care (CoC) Member Organizations Detail

Instructions:

- Provide information about each CoC member organization, including individuals that are part of the CoC planning process. For each member organization, provide information on the following:
- Organization name; Enter the name of the organization or individual. If the individual is a victim of domestic violence, do not enter their actual name.
 - Type of membership; Public, private, or individual
 - Type of organization
 - Organization role in the CoC planning process
 - Subpopulations represented; No more than 2 may be selected
 - Services provided, if applicable

Name of organization or individual: Patsley, Gary

Type of Membership: Individual
(public, private, or individual)

Type of Organization: Other
(Content depends on "Type of Membership" selection)

Role(s) of the organization: Committee/Sub-committee/Work Group, Attend
(select all that apply) 10-year planning meetings during past 12 months

Subpopulation(s) represented by the organization: NONE
(No more than two subpopulations)

Does the organization provide direct services to homeless people? No

Services provided to homeless persons and families: Not Applicable
(select all that apply)

1D. Continuum of Care (CoC) Member Organizations Detail

Instructions:

- Provide information about each CoC member organization, including individuals that are part of the CoC planning process. For each member organization, provide information on the following:
- Organization name; Enter the name of the organization or individual. If the individual is a victim of domestic violence, do not enter their actual name.
 - Type of membership; Public, private, or individual
 - Type of organization
 - Organization role in the CoC planning process
 - Subpopulations represented; No more than 2 may be selected
 - Services provided, if applicable

Name of organization or individual: Carrington Coleman Sloman & Blumenthal

Type of Membership: Private Sector
(public, private, or individual)

Type of Organization: Businesses
(Content depends on "Type of Membership" selection)

Role(s) of the organization: Committee/Sub-committee/Work Group, Attend
(select all that apply) 10-year planning meetings during past 12 months

Subpopulation(s) represented by the organization: NONE
(No more than two subpopulations)

Does the organization provide direct services to homeless people? No

Services provided to homeless persons and families: Not Applicable
(select all that apply)

1D. Continuum of Care (CoC) Member Organizations Detail

Instructions:

- Provide information about each CoC member organization, including individuals that are part of the CoC planning process. For each member organization, provide information on the following:
- Organization name; Enter the name of the organization or individual. If the individual is a victim of domestic violence, do not enter their actual name.
 - Type of membership; Public, private, or individual
 - Type of organization
 - Organization role in the CoC planning process
 - Subpopulations represented; No more than 2 may be selected
 - Services provided, if applicable

Name of organization or individual: Dallas Independent School District

Type of Membership: Public Sector
(public, private, or individual)

Type of Organization: School systems/Universities
(Content depends on "Type of Membership" selection)

Role(s) of the organization: Primary Decision Making Group, Committee/Sub-committee/Work Group, Attend 10-year planning meetings during past 12 months
(select all that apply)

Subpopulation(s) represented by the organization: Youth
(No more than two subpopulations)

Does the organization provide direct services to homeless people? Yes

Services provided to homeless persons and families: Education
(select all that apply)

1D. Continuum of Care (CoC) Member Organizations Detail

Instructions:

- Provide information about each CoC member organization, including individuals that are part of the CoC planning process. For each member organization, provide information on the following:
- Organization name; Enter the name of the organization or individual. If the individual is a victim of domestic violence, do not enter their actual name.
 - Type of membership; Public, private, or individual
 - Type of organization
 - Organization role in the CoC planning process
 - Subpopulations represented; No more than 2 may be selected
 - Services provided, if applicable

Name of organization or individual: CiC Partners, LP

Type of Membership: Private Sector
(public, private, or individual)

Type of Organization: Businesses
(Content depends on "Type of Membership" selection)

Role(s) of the organization: Committee/Sub-committee/Work Group, Attend
(select all that apply) 10-year planning meetings during past 12 months

Subpopulation(s) represented by the organization: NONE
(No more than two subpopulations)

Does the organization provide direct services to homeless people? No

Services provided to homeless persons and families: Not Applicable
(select all that apply)

1D. Continuum of Care (CoC) Member Organizations Detail

Instructions:

- Provide information about each CoC member organization, including individuals that are part of the CoC planning process. For each member organization, provide information on the following:
- Organization name; Enter the name of the organization or individual. If the individual is a victim of domestic violence, do not enter their actual name.
 - Type of membership; Public, private, or individual
 - Type of organization
 - Organization role in the CoC planning process
 - Subpopulations represented; No more than 2 may be selected
 - Services provided, if applicable

Name of organization or individual: City of Dallas

Type of Membership: Public Sector
(public, private, or individual)

Type of Organization: Local government agencies
(Content depends on "Type of Membership" selection)

Role(s) of the organization: Primary Decision Making Group, Attend Consolidated Plan planning meetings during past 12 months, Lead agency for 10-year plan, Committee/Sub-committee/Work Group, Attend 10-year planning meetings during past 12 months, Attend Consolidated Plan focus groups/public forums during past 12 months, Authoring agency for Consolidated Plan
(select all that apply)

Subpopulation(s) represented by the organization: NONE
(No more than two subpopulations)

Does the organization provide direct services to homeless people? Yes

Services provided to homeless persons and families: Counseling/Advocacy, Case Management, Utilities Assistance, Law Enforcement, Transportation, HIV/AIDS, Rental Assistance, Street Outreach, Child Care, Life Skills, Mortgage Assistance, Healthcare, Mental health, Mobile Clinic, Employment
(select all that apply)

1D. Continuum of Care (CoC) Member Organizations Detail

Instructions:

Provide information about each CoC member organization, including individuals that are part of the CoC planning process. For each member organization, provide information on the following:

- Organization name; Enter the name of the organization or individual. If the individual is a victim of domestic violence, do not enter their actual name.
- Type of membership; Public, private, or individual
- Type of organization
- Organization role in the CoC planning process
- Subpopulations represented; No more than 2 may be selected
- Services provided, if applicable

Name of organization or individual: Schroepfer Wessels Jolesch

Type of Membership: Private Sector
(public, private, or individual)

Type of Organization: Businesses
(Content depends on "Type of Membership" selection)

Role(s) of the organization: Committee/Sub-committee/Work Group, Attend
(select all that apply) 10-year planning meetings during past 12 months

Subpopulation(s) represented by the organization: NONE
(No more than two subpopulations)

Does the organization provide direct services to homeless people? No

Services provided to homeless persons and families: Not Applicable
(select all that apply)

1D. Continuum of Care (CoC) Member Organizations Detail

Instructions:

Provide information about each CoC member organization, including individuals that are part of the CoC planning process. For each member organization, provide information on the following:

- Organization name; Enter the name of the organization or individual. If the individual is a victim of domestic violence, do not enter their actual name.
- Type of membership; Public, private, or individual
- Type of organization
- Organization role in the CoC planning process
- Subpopulations represented; No more than 2 may be selected
- Services provided, if applicable

Name of organization or individual: Parkland Health & Hospital System

Type of Membership: Private Sector
(public, private, or individual)

Type of Organization: Hospitals/med representatives
(Content depends on "Type of Membership" selection)

Role(s) of the organization: Attend Consolidated Plan planning meetings during past 12 months, Committee/Sub-committee/Work Group, Attend 10-year planning meetings during past 12 months
(select all that apply)

Subpopulation(s) represented by the organization: NONE
(No more than two subpopulations)

Does the organization provide direct services to homeless people? Yes

Services provided to homeless persons and families: Healthcare, Mobile Clinic
(select all that apply)

Exhibit 1 2010	Page 44	01/04/2011
----------------	---------	------------

1D. Continuum of Care (CoC) Member Organizations Detail

Instructions:

Provide information about each CoC member organization, including individuals that are part of the CoC planning process. For each member organization, provide information on the following:

- Organization name; Enter the name of the organization or individual. If the individual is a victim of domestic violence, do not enter their actual name.
- Type of membership; Public, private, or individual
- Type of organization
- Organization role in the CoC planning process
- Subpopulations represented; No more than 2 may be selected
- Services provided, if applicable

Name of organization or individual: Baron & Blue Foundation

Type of Membership: Private Sector
(public, private, or individual)

Type of Organization: Funder advocacy group
(Content depends on "Type of Membership" selection)

Role(s) of the organization: Primary Decision Making Group, Committee/Sub-committee/Work Group, Attend 10-year planning meetings during past 12 months
(select all that apply)

Subpopulation(s) represented by the organization: NONE
(No more than two subpopulations)

Does the organization provide direct services to homeless people? No

Services provided to homeless persons and families: Not Applicable
(select all that apply)

1D. Continuum of Care (CoC) Member Organizations Detail

Instructions:

- Provide information about each CoC member organization, including individuals that are part of the CoC planning process. For each member organization, provide information on the following:
- Organization name; Enter the name of the organization or individual. If the individual is a victim of domestic violence, do not enter their actual name.
 - Type of membership; Public, private, or individual
 - Type of organization
 - Organization role in the CoC planning process
 - Subpopulations represented; No more than 2 may be selected
 - Services provided, if applicable

Name of organization or individual: Collin County Homeless Coalition

Type of Membership: Private Sector
(public, private, or individual)

Type of Organization: Other
(Content depends on "Type of Membership" selection)

Role(s) of the organization: Committee/Sub-committee/Work Group
(select all that apply)

Subpopulation(s) represented by the organization: NONE
(No more than two subpopulations)

Does the organization provide direct services to homeless people? No

Services provided to homeless persons and families: Not Applicable
(select all that apply)

1D. Continuum of Care (CoC) Member Organizations Detail

Instructions:

Provide information about each CoC member organization, including individuals that are part of the CoC planning process. For each member organization, provide information on the following:

- Organization name; Enter the name of the organization or individual. If the individual is a victim of domestic violence, do not enter their actual name.
- Type of membership; Public, private, or individual
- Type of organization
- Organization role in the CoC planning process
- Subpopulations represented; No more than 2 may be selected
- Services provided, if applicable

Name of organization or individual: TextOrder.com

Type of Membership: Private Sector
(public, private, or individual)

Type of Organization: Businesses
(Content depends on "Type of Membership" selection)

Role(s) of the organization: Committee/Sub-committee/Work Group, Attend
(select all that apply) 10-year planning meetings during past 12 months

Subpopulation(s) represented by the organization: NONE
(No more than two subpopulations)

Does the organization provide direct services to homeless people? No

Services provided to homeless persons and families: Not Applicable
(select all that apply)

1D. Continuum of Care (CoC) Member Organizations Detail

Instructions:

Provide information about each CoC member organization, including individuals that are part of the CoC planning process. For each member organization, provide information on the following:

- Organization name; Enter the name of the organization or individual. If the individual is a victim of domestic violence, do not enter their actual name.
- Type of membership; Public, private, or individual
- Type of organization
- Organization role in the CoC planning process
- Subpopulations represented; No more than 2 may be selected
- Services provided, if applicable

Name of organization or individual: Legal Aid of Northwest Texas

Type of Membership: Private Sector
(public, private, or individual)

Type of Organization: Non-profit organizations
(Content depends on "Type of Membership" selection)

Role(s) of the organization: Primary Decision Making Group, Committee/Sub-committee/Work Group, Attend 10-year planning meetings during past 12 months
(select all that apply)

Subpopulation(s) represented by the organization: NONE
(No more than two subpopulations)

Does the organization provide direct services to homeless people? Yes

Services provided to homeless persons and families: Counseling/Advocacy, Street Outreach, Mortgage Assistance, Mobile Clinic, Legal Assistance, Rental Assistance
(select all that apply)

1D. Continuum of Care (CoC) Member Organizations Detail

Instructions:

- Provide information about each CoC member organization, including individuals that are part of the CoC planning process. For each member organization, provide information on the following:
- Organization name; Enter the name of the organization or individual. If the individual is a victim of domestic violence, do not enter their actual name.
 - Type of membership; Public, private, or individual
 - Type of organization
 - Organization role in the CoC planning process
 - Subpopulations represented; No more than 2 may be selected
 - Services provided, if applicable

Name of organization or individual: Community Council of Greater Dallas

Type of Membership: Private Sector
(public, private, or individual)

Type of Organization: Non-profit organizations
(Content depends on "Type of Membership" selection)

Role(s) of the organization: Primary Decision Making Group, Committee/Sub-committee/Work Group, Attend 10-year planning meetings during past 12 months
(select all that apply)

Subpopulation(s) represented by the organization: NONE
(No more than two subpopulations)

Does the organization provide direct services to homeless people? Yes

Services provided to homeless persons and families: Not Applicable
(select all that apply)

1D. Continuum of Care (CoC) Member Organizations Detail

Instructions:

- Provide information about each CoC member organization, including individuals that are part of the CoC planning process. For each member organization, provide information on the following:
- Organization name; Enter the name of the organization or individual. If the individual is a victim of domestic violence, do not enter their actual name.
 - Type of membership; Public, private, or individual
 - Type of organization
 - Organization role in the CoC planning process
 - Subpopulations represented; No more than 2 may be selected
 - Services provided, if applicable

Name of organization or individual: Family Gateway, Inc.

Type of Membership: Private Sector
(public, private, or individual)

Type of Organization: Non-profit organizations
(Content depends on "Type of Membership" selection)

Role(s) of the organization: Primary Decision Making Group, Committee/Sub-committee/Work Group, Attend 10-year planning meetings during past 12 months
(select all that apply)

Subpopulation(s) represented by the organization: NONE
(No more than two subpopulations)

Does the organization provide direct services to homeless people? Yes

Services provided to homeless persons and families: Counseling/Advocacy, Case Management, Child Care, Life Skills
(select all that apply)

1D. Continuum of Care (CoC) Member Organizations Detail

Instructions:

Provide information about each CoC member organization, including individuals that are part of the CoC planning process. For each member organization, provide information on the following:

- Organization name; Enter the name of the organization or individual. If the individual is a victim of domestic violence, do not enter their actual name.
- Type of membership; Public, private, or individual
- Type of organization
- Organization role in the CoC planning process
- Subpopulations represented; No more than 2 may be selected
- Services provided, if applicable

Name of organization or individual: Rainbow Days, Inc.

Type of Membership: Private Sector
(public, private, or individual)

Type of Organization: Non-profit organizations
(Content depends on "Type of Membership" selection)

Role(s) of the organization: Primary Decision Making Group, Committee/Sub-committee/Work Group, Attend 10-year planning meetings during past 12 months
(select all that apply)

Subpopulation(s) represented by the organization: Youth
(No more than two subpopulations)

Does the organization provide direct services to homeless people? Yes

Services provided to homeless persons and families: Education, Child Care
(select all that apply)

1D. Continuum of Care (CoC) Member Organizations Detail

Instructions:

Provide information about each CoC member organization, including individuals that are part of the CoC planning process. For each member organization, provide information on the following:

- Organization name; Enter the name of the organization or individual. If the individual is a victim of domestic violence, do not enter their actual name.
- Type of membership; Public, private, or individual
- Type of organization
- Organization role in the CoC planning process
- Subpopulations represented; No more than 2 may be selected
- Services provided, if applicable

Name of organization or individual: V.A. Medical Center

Type of Membership: Public Sector
(public, private, or individual)

Type of Organization: Other
(Content depends on "Type of Membership" selection)

Role(s) of the organization: Committee/Sub-committee/Work Group, Attend
(select all that apply) 10-year planning meetings during past 12 months

Subpopulation(s) represented by the organization: Veterans
(No more than two subpopulations)

Does the organization provide direct services to homeless people? Yes

Services provided to homeless persons and families: Counseling/Advocacy, Education, Case Management, Utilities Assistance, Transportation, Alcohol/Drug Abuse, HIV/AIDS, Rental Assistance, Street Outreach, Life Skills, Healthcare, Mental health, Employment
(select all that apply)

1D. Continuum of Care (CoC) Member Organizations Detail

Instructions:

Provide information about each CoC member organization, including individuals that are part of the CoC planning process. For each member organization, provide information on the following:

- Organization name; Enter the name of the organization or individual. If the individual is a victim of domestic violence, do not enter their actual name.
- Type of membership; Public, private, or individual
- Type of organization
- Organization role in the CoC planning process
- Subpopulations represented; No more than 2 may be selected
- Services provided, if applicable

Name of organization or individual: Brighter Tomorrows, Inc.

Type of Membership: Private Sector
(public, private, or individual)

Type of Organization: Non-profit organizations
(Content depends on "Type of Membership" selection)

Role(s) of the organization: Primary Decision Making Group, Committee/Sub-committee/Work Group, Attend 10-year planning meetings during past 12 months
(select all that apply)

Subpopulation(s) represented by the organization: Domestic Violence
(No more than two subpopulations)

Does the organization provide direct services to homeless people? Yes

Services provided to homeless persons and families: Counseling/Advocacy, Case Management, Life Skills
(select all that apply)

1D. Continuum of Care (CoC) Member Organizations Detail

Instructions:

Provide information about each CoC member organization, including individuals that are part of the CoC planning process. For each member organization, provide information on the following:

- Organization name; Enter the name of the organization or individual. If the individual is a victim of domestic violence, do not enter their actual name.
- Type of membership; Public, private, or individual
- Type of organization
- Organization role in the CoC planning process
- Subpopulations represented; No more than 2 may be selected
- Services provided, if applicable

Name of organization or individual: Community Dental Care

Type of Membership: Private Sector
(public, private, or individual)

Type of Organization: Non-profit organizations
(Content depends on "Type of Membership" selection)

Role(s) of the organization: Primary Decision Making Group, Committee/Sub-committee/Work Group, Attend 10-year planning meetings during past 12 months
(select all that apply)

Subpopulation(s) represented by the organization: NONE
(No more than two subpopulations)

Does the organization provide direct services to homeless people? Yes

Services provided to homeless persons and families: Healthcare
(select all that apply)

1D. Continuum of Care (CoC) Member Organizations Detail

Instructions:

Provide information about each CoC member organization, including individuals that are part of the CoC planning process. For each member organization, provide information on the following:

- Organization name; Enter the name of the organization or individual. If the individual is a victim of domestic violence, do not enter their actual name.
- Type of membership; Public, private, or individual
- Type of organization
- Organization role in the CoC planning process
- Subpopulations represented; No more than 2 may be selected
- Services provided, if applicable

Name of organization or individual: Hope's Door

Type of Membership: Private Sector
(public, private, or individual)

Type of Organization: Non-profit organizations
(Content depends on "Type of Membership" selection)

Role(s) of the organization: Primary Decision Making Group, Committee/Sub-committee/Work Group, Attend 10-year planning meetings during past 12 months
(select all that apply)

Subpopulation(s) represented by the organization: Domestic Violence
(No more than two subpopulations)

Does the organization provide direct services to homeless people? Yes

Services provided to homeless persons and families: Counseling/Advocacy, Case Management, Life Skills, Utilities Assistance, Transportation, Rental Assistance
(select all that apply)

1D. Continuum of Care (CoC) Member Organizations Detail

Instructions:

- Provide information about each CoC member organization, including individuals that are part of the CoC planning process. For each member organization, provide information on the following:
- Organization name; Enter the name of the organization or individual. If the individual is a victim of domestic violence, do not enter their actual name.
 - Type of membership; Public, private, or individual
 - Type of organization
 - Organization role in the CoC planning process
 - Subpopulations represented; No more than 2 may be selected
 - Services provided, if applicable

Name of organization or individual: AIDS Services of Dallas

Type of Membership: Private Sector
(public, private, or individual)

Type of Organization: Non-profit organizations
(Content depends on "Type of Membership" selection)

Role(s) of the organization: Primary Decision Making Group, Attend Consolidated Plan planning meetings during past 12 months, Committee/Sub-committee/Work Group, Attend 10-year planning meetings during past 12 months
(select all that apply)

Subpopulation(s) represented by the organization: HIV/AIDS
(No more than two subpopulations)

Does the organization provide direct services to homeless people? Yes

Services provided to homeless persons and families: Counseling/Advocacy, Education, Case Management, Healthcare, Mental health, Legal Assistance, Transportation, Alcohol/Drug Abuse, HIV/AIDS, Employment
(select all that apply)

Exhibit 1 2010	Page 56	01/04/2011
----------------	---------	------------

1D. Continuum of Care (CoC) Member Organizations Detail

Instructions:

Provide information about each CoC member organization, including individuals that are part of the CoC planning process. For each member organization, provide information on the following:

- Organization name; Enter the name of the organization or individual. If the individual is a victim of domestic violence, do not enter their actual name.
- Type of membership; Public, private, or individual
- Type of organization
- Organization role in the CoC planning process
- Subpopulations represented; No more than 2 may be selected
- Services provided, if applicable

Name of organization or individual: Vogel Alcove

Type of Membership: Private Sector
(public, private, or individual)

Type of Organization: Non-profit organizations
(Content depends on "Type of Membership" selection)

Role(s) of the organization: Primary Decision Making Group, Committee/Sub-committee/Work Group, Attend 10-year planning meetings during past 12 months
(select all that apply)

Subpopulation(s) represented by the organization: Youth
(No more than two subpopulations)

Does the organization provide direct services to homeless people? Yes

Services provided to homeless persons and families: Counseling/Advocacy, Education, Case Management, Life Skills, Child Care, Healthcare, Mental health, Mobile Clinic, Legal Assistance
(select all that apply)

1D. Continuum of Care (CoC) Member Organizations Detail

Instructions:

Provide information about each CoC member organization, including individuals that are part of the CoC planning process. For each member organization, provide information on the following:

- Organization name; Enter the name of the organization or individual. If the individual is a victim of domestic violence, do not enter their actual name.
- Type of membership; Public, private, or individual
- Type of organization
- Organization role in the CoC planning process
- Subpopulations represented; No more than 2 may be selected
- Services provided, if applicable

Name of organization or individual: LifePath Systems

Type of Membership: Private Sector
(public, private, or individual)

Type of Organization: Non-profit organizations
(Content depends on "Type of Membership" selection)

Role(s) of the organization: Primary Decision Making Group, Committee/Sub-committee/Work Group, Attend 10-year planning meetings during past 12 months
(select all that apply)

Subpopulation(s) represented by the organization: Seriously Mentally Ill
(No more than two subpopulations)

Does the organization provide direct services to homeless people? Yes

Services provided to homeless persons and families: Case Management, Utilities Assistance, Life Skills, Law Enforcement, Mental health, Transportation, Rental Assistance
(select all that apply)

1D. Continuum of Care (CoC) Member Organizations Detail

Instructions:

Provide information about each CoC member organization, including individuals that are part of the CoC planning process. For each member organization, provide information on the following:

- Organization name; Enter the name of the organization or individual. If the individual is a victim of domestic violence, do not enter their actual name.
- Type of membership; Public, private, or individual
- Type of organization
- Organization role in the CoC planning process
- Subpopulations represented; No more than 2 may be selected
- Services provided, if applicable

Name of organization or individual: LifeNet Community Behavioral Healthcare

Type of Membership: Private Sector
(public, private, or individual)

Type of Organization: Non-profit organizations
(Content depends on "Type of Membership" selection)

Role(s) of the organization: Primary Decision Making Group, Committee/Sub-committee/Work Group, Attend 10-year planning meetings during past 12 months
(select all that apply)

Subpopulation(s) represented by the organization: Seriously Mentally Ill
(No more than two subpopulations)

Does the organization provide direct services to homeless people? Yes

Services provided to homeless persons and families: Counseling/Advocacy, Education, Case Management, Utilities Assistance, Legal Assistance, Transportation, Alcohol/Drug Abuse, Rental Assistance, Street Outreach, Child Care, Life Skills, Healthcare, Mental health, Employment
(select all that apply)

1D. Continuum of Care (CoC) Member Organizations Detail

Instructions:

Provide information about each CoC member organization, including individuals that are part of the CoC planning process. For each member organization, provide information on the following:

- Organization name; Enter the name of the organization or individual. If the individual is a victim of domestic violence, do not enter their actual name.
- Type of membership; Public, private, or individual
- Type of organization
- Organization role in the CoC planning process
- Subpopulations represented; No more than 2 may be selected
- Services provided, if applicable

Name of organization or individual: Crossroads Community Services

Type of Membership: Private Sector
(public, private, or individual)

Type of Organization: Faith-based organizations
(Content depends on "Type of Membership" selection)

Role(s) of the organization: Primary Decision Making Group, Committee/Sub-committee/Work Group, Attend 10-year planning meetings during past 12 months
(select all that apply)

Subpopulation(s) represented by the organization: NONE
(No more than two subpopulations)

Does the organization provide direct services to homeless people? Yes

Services provided to homeless persons and families: Counseling/Advocacy, Education, Case Management, Life Skills, Utilities Assistance, Rental Assistance
(select all that apply)

1D. Continuum of Care (CoC) Member Organizations Detail

Instructions:

Provide information about each CoC member organization, including individuals that are part of the CoC planning process. For each member organization, provide information on the following:

- Organization name; Enter the name of the organization or individual. If the individual is a victim of domestic violence, do not enter their actual name.
- Type of membership; Public, private, or individual
- Type of organization
- Organization role in the CoC planning process
- Subpopulations represented; No more than 2 may be selected
- Services provided, if applicable

Name of organization or individual: New Beginning Center

Type of Membership: Private Sector
(public, private, or individual)

Type of Organization: Non-profit organizations
(Content depends on "Type of Membership" selection)

Role(s) of the organization: Primary Decision Making Group, Committee/Sub-committee/Work Group, Attend 10-year planning meetings during past 12 months
(select all that apply)

Subpopulation(s) represented by the organization: Domestic Violence
(No more than two subpopulations)

Does the organization provide direct services to homeless people? Yes

Services provided to homeless persons and families: Counseling/Advocacy, Education, Case Management, Life Skills, Utilities Assistance, Child Care, Mental health, Transportation, Rental Assistance
(select all that apply)

1D. Continuum of Care (CoC) Member Organizations Detail

Instructions:

Provide information about each CoC member organization, including individuals that are part of the CoC planning process. For each member organization, provide information on the following:

- Organization name; Enter the name of the organization or individual. If the individual is a victim of domestic violence, do not enter their actual name.
- Type of membership; Public, private, or individual
- Type of organization
- Organization role in the CoC planning process
- Subpopulations represented; No more than 2 may be selected
- Services provided, if applicable

Name of organization or individual: City of Irving

Type of Membership: Public Sector
(public, private, or individual)

Type of Organization: Local government agencies
(Content depends on "Type of Membership" selection)

Role(s) of the organization: Primary Decision Making Group, Committee/Sub-committee/Work Group, Attend 10-year planning meetings during past 12 months
(select all that apply)

Subpopulation(s) represented by the organization: NONE
(No more than two subpopulations)

Does the organization provide direct services to homeless people? Yes

Services provided to homeless persons and families: Counseling/Advocacy, Case Management, Life Skills, Mental health
(select all that apply)

1D. Continuum of Care (CoC) Member Organizations Detail

Instructions:

Provide information about each CoC member organization, including individuals that are part of the CoC planning process. For each member organization, provide information on the following:

- Organization name; Enter the name of the organization or individual. If the individual is a victim of domestic violence, do not enter their actual name.
- Type of membership; Public, private, or individual
- Type of organization
- Organization role in the CoC planning process
- Subpopulations represented; No more than 2 may be selected
- Services provided, if applicable

Name of organization or individual: Dallas Life Foundation

Type of Membership: Private Sector
(public, private, or individual)

Type of Organization: Faith-based organizations
(Content depends on "Type of Membership" selection)

Role(s) of the organization: Committee/Sub-committee/Work Group, Attend
(select all that apply) 10-year planning meetings during past 12 months

Subpopulation(s) represented by the organization: NONE
(No more than two subpopulations)

Does the organization provide direct services to homeless people? Yes

Services provided to homeless persons and families: Counseling/Advocacy, Education, Case Management, Life Skills, Healthcare
(select all that apply)

1D. Continuum of Care (CoC) Member Organizations Detail

Instructions:

Provide information about each CoC member organization, including individuals that are part of the CoC planning process. For each member organization, provide information on the following:

- Organization name; Enter the name of the organization or individual. If the individual is a victim of domestic violence, do not enter their actual name.
- Type of membership; Public, private, or individual
- Type of organization
- Organization role in the CoC planning process
- Subpopulations represented; No more than 2 may be selected
- Services provided, if applicable

Name of organization or individual: Metrocare Services

Type of Membership: Private Sector
(public, private, or individual)

Type of Organization: Non-profit organizations
(Content depends on "Type of Membership" selection)

Role(s) of the organization: Primary Decision Making Group, Committee/Sub-committee/Work Group, Attend 10-year planning meetings during past 12 months
(select all that apply)

Subpopulation(s) represented by the organization: Seriously Mentally Ill
(No more than two subpopulations)

Does the organization provide direct services to homeless people? Yes

Services provided to homeless persons and families: Counseling/Advocacy, Street Outreach, Case Management, Life Skills, Mental health, Mobile Clinic, Transportation, Rental Assistance
(select all that apply)

1D. Continuum of Care (CoC) Member Organizations Detail

Instructions:

Provide information about each CoC member organization, including individuals that are part of the CoC planning process. For each member organization, provide information on the following:

- Organization name; Enter the name of the organization or individual. If the individual is a victim of domestic violence, do not enter their actual name.
- Type of membership; Public, private, or individual
- Type of organization
- Organization role in the CoC planning process
- Subpopulations represented; No more than 2 may be selected
- Services provided, if applicable

Name of organization or individual: ABC Behavioral Healthcare

Type of Membership: Private Sector
(public, private, or individual)

Type of Organization: Non-profit organizations
(Content depends on "Type of Membership" selection)

Role(s) of the organization: Primary Decision Making Group, Committee/Sub-committee/Work Group, Attend 10-year planning meetings during past 12 months
(select all that apply)

Subpopulation(s) represented by the organization: Seriously Mentally Ill
(No more than two subpopulations)

Does the organization provide direct services to homeless people? Yes

Services provided to homeless persons and families: Counseling/Advocacy, Street Outreach, Education, Case Management, Utilities Assistance, Life Skills, Mental health, Transportation, Rental Assistance, Alcohol/Drug Abuse, Employment
(select all that apply)

1D. Continuum of Care (CoC) Member Organizations Detail

Instructions:

Provide information about each CoC member organization, including individuals that are part of the CoC planning process. For each member organization, provide information on the following:

- Organization name; Enter the name of the organization or individual. If the individual is a victim of domestic violence, do not enter their actual name.
- Type of membership; Public, private, or individual
- Type of organization
- Organization role in the CoC planning process
- Subpopulations represented; No more than 2 may be selected
- Services provided, if applicable

Name of organization or individual: Body & Soul - St. Paul UMC

Type of Membership: Private Sector
(public, private, or individual)

Type of Organization: Faith-based organizations
(Content depends on "Type of Membership" selection)

Role(s) of the organization: Committee/Sub-committee/Work Group, Attend
(select all that apply) 10-year planning meetings during past 12 months

Subpopulation(s) represented by the organization: NONE
(No more than two subpopulations)

Does the organization provide direct services to homeless people? Yes

Services provided to homeless persons and families: Not Applicable
(select all that apply)

1D. Continuum of Care (CoC) Member Organizations Detail

Instructions:

Provide information about each CoC member organization, including individuals that are part of the CoC planning process. For each member organization, provide information on the following:

- Organization name; Enter the name of the organization or individual. If the individual is a victim of domestic violence, do not enter their actual name.
- Type of membership; Public, private, or individual
- Type of organization
- Organization role in the CoC planning process
- Subpopulations represented; No more than 2 may be selected
- Services provided, if applicable

Name of organization or individual: Promise House, Inc.

Type of Membership: Private Sector
(public, private, or individual)

Type of Organization: Faith-based organizations
(Content depends on "Type of Membership" selection)

Role(s) of the organization: Primary Decision Making Group, Committee/Sub-committee/Work Group, Attend 10-year planning meetings during past 12 months
(select all that apply)

Subpopulation(s) represented by the organization: Youth
(No more than two subpopulations)

Does the organization provide direct services to homeless people? Yes

Services provided to homeless persons and families: Counseling/Advocacy, Street Outreach, Education, Case Management, Utilities Assistance, Life Skills, Mental health, Transportation, Rental Assistance
(select all that apply)

1D. Continuum of Care (CoC) Member Organizations Detail

Instructions:

Provide information about each CoC member organization, including individuals that are part of the CoC planning process. For each member organization, provide information on the following:

- Organization name; Enter the name of the organization or individual. If the individual is a victim of domestic violence, do not enter their actual name.
- Type of membership; Public, private, or individual
- Type of organization
- Organization role in the CoC planning process
- Subpopulations represented; No more than 2 may be selected
- Services provided, if applicable

Name of organization or individual: HomeAid / Home Builders Care

Type of Membership: Private Sector
(public, private, or individual)

Type of Organization: Funder advocacy group
(Content depends on "Type of Membership" selection)

Role(s) of the organization: Committee/Sub-committee/Work Group, Attend
(select all that apply) 10-year planning meetings during past 12 months

Subpopulation(s) represented by the organization: NONE
(No more than two subpopulations)

Does the organization provide direct services to homeless people? No

Services provided to homeless persons and families: Not Applicable
(select all that apply)

1D. Continuum of Care (CoC) Member Organizations Detail

Instructions:

Provide information about each CoC member organization, including individuals that are part of the CoC planning process. For each member organization, provide information on the following:

- Organization name; Enter the name of the organization or individual. If the individual is a victim of domestic violence, do not enter their actual name.
- Type of membership; Public, private, or individual
- Type of organization
- Organization role in the CoC planning process
- Subpopulations represented; No more than 2 may be selected
- Services provided, if applicable

Name of organization or individual: St. Vincent de Paul - Dallas

Type of Membership: Private Sector
(public, private, or individual)

Type of Organization: Faith-based organizations
(Content depends on "Type of Membership" selection)

Role(s) of the organization: Primary Decision Making Group, Committee/Sub-committee/Work Group, Attend 10-year planning meetings during past 12 months
(select all that apply)

Subpopulation(s) represented by the organization: NONE
(No more than two subpopulations)

Does the organization provide direct services to homeless people? Yes

Services provided to homeless persons and families: Counseling/Advocacy, Education, Case Management, Life Skills, Utilities Assistance, Rental Assistance, Employment
(select all that apply)

1D. Continuum of Care (CoC) Member Organizations Detail

Instructions:

Provide information about each CoC member organization, including individuals that are part of the CoC planning process. For each member organization, provide information on the following:

- Organization name; Enter the name of the organization or individual. If the individual is a victim of domestic violence, do not enter their actual name.
- Type of membership; Public, private, or individual
- Type of organization
- Organization role in the CoC planning process
- Subpopulations represented; No more than 2 may be selected
- Services provided, if applicable

Name of organization or individual: Urban League of Greater Dallas

Type of Membership: Private Sector
(public, private, or individual)

Type of Organization: Non-profit organizations
(Content depends on "Type of Membership" selection)

Role(s) of the organization: Primary Decision Making Group, Committee/Sub-committee/Work Group, Attend 10-year planning meetings during past 12 months
(select all that apply)

Subpopulation(s) represented by the organization: NONE
(No more than two subpopulations)

Does the organization provide direct services to homeless people? Yes

Services provided to homeless persons and families: Counseling/Advocacy, Education, Life Skills, Utilities Assistance, Mortgage Assistance, Healthcare, Rental Assistance, Employment
(select all that apply)

1D. Continuum of Care (CoC) Member Organizations Detail

Instructions:

- Provide information about each CoC member organization, including individuals that are part of the CoC planning process. For each member organization, provide information on the following:
- Organization name; Enter the name of the organization or individual. If the individual is a victim of domestic violence, do not enter their actual name.
 - Type of membership; Public, private, or individual
 - Type of organization
 - Organization role in the CoC planning process
 - Subpopulations represented; No more than 2 may be selected
 - Services provided, if applicable

Name of organization or individual: Catholic Charities of Dallas

Type of Membership: Private Sector
(public, private, or individual)

Type of Organization: Faith-based organizations
(Content depends on "Type of Membership" selection)

Role(s) of the organization: Primary Decision Making Group, Committee/Sub-committee/Work Group, Attend 10-year planning meetings during past 12 months
(select all that apply)

Subpopulation(s) represented by the organization: NONE
(No more than two subpopulations)

Does the organization provide direct services to homeless people? Yes

Services provided to homeless persons and families: Counseling/Advocacy, Education, Case Management, Child Care, Life Skills, Utilities Assistance, Rental Assistance, Employment
(select all that apply)

1D. Continuum of Care (CoC) Member Organizations Detail

Instructions:

- Provide information about each CoC member organization, including individuals that are part of the CoC planning process. For each member organization, provide information on the following:
- Organization name; Enter the name of the organization or individual. If the individual is a victim of domestic violence, do not enter their actual name.
 - Type of membership; Public, private, or individual
 - Type of organization
 - Organization role in the CoC planning process
 - Subpopulations represented; No more than 2 may be selected
 - Services provided, if applicable

Name of organization or individual: U.S. Dept. of Housing & Urban Dev.

Type of Membership: Public Sector
(public, private, or individual)

Type of Organization: Other
(Content depends on "Type of Membership" selection)

Role(s) of the organization: Committee/Sub-committee/Work Group, Attend
(select all that apply) 10-year planning meetings during past 12 months

Subpopulation(s) represented by the organization: NONE
(No more than two subpopulations)

Does the organization provide direct services to homeless people? No

Services provided to homeless persons and families: Not Applicable
(select all that apply)

1D. Continuum of Care (CoC) Member Organizations Detail

Instructions:

- Provide information about each CoC member organization, including individuals that are part of the CoC planning process. For each member organization, provide information on the following:
- Organization name; Enter the name of the organization or individual. If the individual is a victim of domestic violence, do not enter their actual name.
 - Type of membership; Public, private, or individual
 - Type of organization
 - Organization role in the CoC planning process
 - Subpopulations represented; No more than 2 may be selected
 - Services provided, if applicable

Name of organization or individual: Wilkinson Center, The

Type of Membership: Private Sector
(public, private, or individual)

Type of Organization: Non-profit organizations
(Content depends on "Type of Membership" selection)

Role(s) of the organization: Committee/Sub-committee/Work Group, Attend
(select all that apply) 10-year planning meetings during past 12 months

Subpopulation(s) represented by the organization: NONE
(No more than two subpopulations)

Does the organization provide direct services to homeless people? Yes

Services provided to homeless persons and families: Education, Utilities Assistance, Rental Assistance, Employment
(select all that apply)

1D. Continuum of Care (CoC) Member Organizations Detail

Instructions:

Provide information about each CoC member organization, including individuals that are part of the CoC planning process. For each member organization, provide information on the following:

- Organization name; Enter the name of the organization or individual. If the individual is a victim of domestic violence, do not enter their actual name.
- Type of membership; Public, private, or individual
- Type of organization
- Organization role in the CoC planning process
- Subpopulations represented; No more than 2 may be selected
- Services provided, if applicable

Name of organization or individual: Dallas Public Library

Type of Membership: Public Sector
(public, private, or individual)

Type of Organization: Local government agencies
(Content depends on "Type of Membership" selection)

Role(s) of the organization: Committee/Sub-committee/Work Group, Attend
(select all that apply) 10-year planning meetings during past 12 months

Subpopulation(s) represented by the organization: NONE
(No more than two subpopulations)

Does the organization provide direct services to homeless people? No

Services provided to homeless persons and families: Not Applicable
(select all that apply)

1D. Continuum of Care (CoC) Member Organizations Detail

Instructions:

Provide information about each CoC member organization, including individuals that are part of the CoC planning process. For each member organization, provide information on the following:

- Organization name; Enter the name of the organization or individual. If the individual is a victim of domestic violence, do not enter their actual name.
- Type of membership; Public, private, or individual
- Type of organization
- Organization role in the CoC planning process
- Subpopulations represented; No more than 2 may be selected
- Services provided, if applicable

Name of organization or individual: Operation Care - Dallas

Type of Membership: Private Sector
(public, private, or individual)

Type of Organization: Faith-based organizations
(Content depends on "Type of Membership" selection)

Role(s) of the organization: Committee/Sub-committee/Work Group, Attend
(select all that apply) 10-year planning meetings during past 12 months

Subpopulation(s) represented by the organization: NONE
(No more than two subpopulations)

Does the organization provide direct services to homeless people? Yes

Services provided to homeless persons and families: Not Applicable
(select all that apply)

1D. Continuum of Care (CoC) Member Organizations Detail

Instructions:

- Provide information about each CoC member organization, including individuals that are part of the CoC planning process. For each member organization, provide information on the following:
- Organization name; Enter the name of the organization or individual. If the individual is a victim of domestic violence, do not enter their actual name.
 - Type of membership; Public, private, or individual
 - Type of organization
 - Organization role in the CoC planning process
 - Subpopulations represented; No more than 2 may be selected
 - Services provided, if applicable

Name of organization or individual: Central Dallas Community Development Corporation

Type of Membership: Private Sector
(public, private, or individual)

Type of Organization: Non-profit organizations
(Content depends on "Type of Membership" selection)

Role(s) of the organization: Committee/Sub-committee/Work Group, Attend
(select all that apply) 10-year planning meetings during past 12 months

Subpopulation(s) represented by the organization: NONE
(No more than two subpopulations)

Does the organization provide direct services to homeless people? Yes

Services provided to homeless persons and families: Not Applicable
(select all that apply)

1D. Continuum of Care (CoC) Member Organizations Detail

Instructions:

Provide information about each CoC member organization, including individuals that are part of the CoC planning process. For each member organization, provide information on the following:

- Organization name; Enter the name of the organization or individual. If the individual is a victim of domestic violence, do not enter their actual name.
- Type of membership; Public, private, or individual
- Type of organization
- Organization role in the CoC planning process
- Subpopulations represented; No more than 2 may be selected
- Services provided, if applicable

Name of organization or individual: Holy Trinity Catholic Church

Type of Membership: Private Sector
(public, private, or individual)

Type of Organization: Faith-based organizations
(Content depends on "Type of Membership" selection)

Role(s) of the organization: Committee/Sub-committee/Work Group, Attend
(select all that apply) 10-year planning meetings during past 12 months

Subpopulation(s) represented by the organization: NONE
(No more than two subpopulations)

Does the organization provide direct services to homeless people? Yes

Services provided to homeless persons and families: Not Applicable
(select all that apply)

1D. Continuum of Care (CoC) Member Organizations Detail

Instructions:

Provide information about each CoC member organization, including individuals that are part of the CoC planning process. For each member organization, provide information on the following:

- Organization name; Enter the name of the organization or individual. If the individual is a victim of domestic violence, do not enter their actual name.
- Type of membership; Public, private, or individual
- Type of organization
- Organization role in the CoC planning process
- Subpopulations represented; No more than 2 may be selected
- Services provided, if applicable

Name of organization or individual: Union Gospel Mission

Type of Membership: Private Sector
(public, private, or individual)

Type of Organization: Faith-based organizations
(Content depends on "Type of Membership" selection)

Role(s) of the organization: Primary Decision Making Group, Committee/Sub-committee/Work Group, Attend 10-year planning meetings during past 12 months
(select all that apply)

Subpopulation(s) represented by the organization: NONE
(No more than two subpopulations)

Does the organization provide direct services to homeless people? Yes

Services provided to homeless persons and families: Counseling/Advocacy, Case Management, Life Skills, Transportation, Employment
(select all that apply)

1D. Continuum of Care (CoC) Member Organizations Detail

Instructions:

Provide information about each CoC member organization, including individuals that are part of the CoC planning process. For each member organization, provide information on the following:

- Organization name; Enter the name of the organization or individual. If the individual is a victim of domestic violence, do not enter their actual name.
- Type of membership; Public, private, or individual
- Type of organization
- Organization role in the CoC planning process
- Subpopulations represented; No more than 2 may be selected
- Services provided, if applicable

Name of organization or individual: Nexus Recovery Center

Type of Membership: Private Sector
(public, private, or individual)

Type of Organization: Non-profit organizations
(Content depends on "Type of Membership" selection)

Role(s) of the organization: Committee/Sub-committee/Work Group, Attend
(select all that apply) 10-year planning meetings during past 12 months

Subpopulation(s) represented by the organization: NONE
(No more than two subpopulations)

Does the organization provide direct services to homeless people? Yes

Services provided to homeless persons and families: Counseling/Advocacy, Education, Case Management, Transportation, Alcohol/Drug Abuse, Employment
(select all that apply)

1D. Continuum of Care (CoC) Member Organizations Detail

Instructions:

Provide information about each CoC member organization, including individuals that are part of the CoC planning process. For each member organization, provide information on the following:

- Organization name; Enter the name of the organization or individual. If the individual is a victim of domestic violence, do not enter their actual name.
- Type of membership; Public, private, or individual
- Type of organization
- Organization role in the CoC planning process
- Subpopulations represented; No more than 2 may be selected
- Services provided, if applicable

Name of organization or individual: Interfaith Housing Coalition

Type of Membership: Private Sector
(public, private, or individual)

Type of Organization: Faith-based organizations
(Content depends on "Type of Membership" selection)

Role(s) of the organization: Primary Decision Making Group, Committee/Sub-committee/Work Group, Attend 10-year planning meetings during past 12 months
(select all that apply)

Subpopulation(s) represented by the organization: NONE
(No more than two subpopulations)

Does the organization provide direct services to homeless people? Yes

Services provided to homeless persons and families: Counseling/Advocacy, Education, Case Management, Child Care, Life Skills, Legal Assistance, Transportation, Employment
(select all that apply)

1D. Continuum of Care (CoC) Member Organizations Detail

Instructions:

Provide information about each CoC member organization, including individuals that are part of the CoC planning process. For each member organization, provide information on the following:

- Organization name; Enter the name of the organization or individual. If the individual is a victim of domestic violence, do not enter their actual name.
- Type of membership; Public, private, or individual
- Type of organization
- Organization role in the CoC planning process
- Subpopulations represented; No more than 2 may be selected
- Services provided, if applicable

Name of organization or individual: Freedlund, Michael

Type of Membership: Private Sector
(public, private, or individual)

Type of Organization: Businesses
(Content depends on "Type of Membership" selection)

Role(s) of the organization: Committee/Sub-committee/Work Group, Attend
(select all that apply) 10-year planning meetings during past 12 months

Subpopulation(s) represented by the organization: NONE
(No more than two subpopulations)

Does the organization provide direct services to homeless people? No

Services provided to homeless persons and families: Not Applicable
(select all that apply)

1D. Continuum of Care (CoC) Member Organizations Detail

Instructions:

Provide information about each CoC member organization, including individuals that are part of the CoC planning process. For each member organization, provide information on the following:

- Organization name; Enter the name of the organization or individual. If the individual is a victim of domestic violence, do not enter their actual name.
- Type of membership; Public, private, or individual
- Type of organization
- Organization role in the CoC planning process
- Subpopulations represented; No more than 2 may be selected
- Services provided, if applicable

Name of organization or individual: Operation Relief Center

Type of Membership: Private Sector
(public, private, or individual)

Type of Organization: Non-profit organizations
(Content depends on "Type of Membership" selection)

Role(s) of the organization: Primary Decision Making Group, Committee/Sub-committee/Work Group, Attend 10-year planning meetings during past 12 months
(select all that apply)

Subpopulation(s) represented by the organization: Veterans
(No more than two subpopulations)

Does the organization provide direct services to homeless people? Yes

Services provided to homeless persons and families: Counseling/Advocacy, Case Management
(select all that apply)

1D. Continuum of Care (CoC) Member Organizations Detail

Instructions:

Provide information about each CoC member organization, including individuals that are part of the CoC planning process. For each member organization, provide information on the following:

- Organization name; Enter the name of the organization or individual. If the individual is a victim of domestic violence, do not enter their actual name.
- Type of membership; Public, private, or individual
- Type of organization
- Organization role in the CoC planning process
- Subpopulations represented; No more than 2 may be selected
- Services provided, if applicable

Name of organization or individual: Easter Seals - Dallas

Type of Membership: Private Sector
(public, private, or individual)

Type of Organization: Non-profit organizations
(Content depends on "Type of Membership" selection)

Role(s) of the organization: Primary Decision Making Group, Committee/Sub-committee/Work Group, Attend 10-year planning meetings during past 12 months
(select all that apply)

Subpopulation(s) represented by the organization: NONE
(No more than two subpopulations)

Does the organization provide direct services to homeless people? Yes

Services provided to homeless persons and families: Not Applicable
(select all that apply)

1D. Continuum of Care (CoC) Member Organizations Detail

Instructions:

Provide information about each CoC member organization, including individuals that are part of the CoC planning process. For each member organization, provide information on the following:

- Organization name; Enter the name of the organization or individual. If the individual is a victim of domestic violence, do not enter their actual name.
- Type of membership; Public, private, or individual
- Type of organization
- Organization role in the CoC planning process
- Subpopulations represented; No more than 2 may be selected
- Services provided, if applicable

Name of organization or individual: City of Garland

Type of Membership: Public Sector
(public, private, or individual)

Type of Organization: Local government agencies
(Content depends on "Type of Membership" selection)

Role(s) of the organization: Primary Decision Making Group, Committee/Sub-committee/Work Group, Attend 10-year planning meetings during past 12 months
(select all that apply)

Subpopulation(s) represented by the organization: NONE
(No more than two subpopulations)

Does the organization provide direct services to homeless people? No

Services provided to homeless persons and families: Not Applicable
(select all that apply)

1D. Continuum of Care (CoC) Member Organizations Detail

Instructions:

Provide information about each CoC member organization, including individuals that are part of the CoC planning process. For each member organization, provide information on the following:

- Organization name; Enter the name of the organization or individual. If the individual is a victim of domestic violence, do not enter their actual name.
- Type of membership; Public, private, or individual
- Type of organization
- Organization role in the CoC planning process
- Subpopulations represented; No more than 2 may be selected
- Services provided, if applicable

Name of organization or individual: City of Plano

Type of Membership: Public Sector
(public, private, or individual)

Type of Organization: Local government agencies
(Content depends on "Type of Membership" selection)

Role(s) of the organization: Primary Decision Making Group, Committee/Sub-committee/Work Group, Attend 10-year planning meetings during past 12 months
(select all that apply)

Subpopulation(s) represented by the organization: NONE
(No more than two subpopulations)

Does the organization provide direct services to homeless people? No

Services provided to homeless persons and families: Not Applicable
(select all that apply)

1D. Continuum of Care (CoC) Member Organizations Detail

Instructions:

Provide information about each CoC member organization, including individuals that are part of the CoC planning process. For each member organization, provide information on the following:

- Organization name; Enter the name of the organization or individual. If the individual is a victim of domestic violence, do not enter their actual name.
- Type of membership; Public, private, or individual
- Type of organization
- Organization role in the CoC planning process
- Subpopulations represented; No more than 2 may be selected
- Services provided, if applicable

Name of organization or individual: Turtle Creek Recovery

Type of Membership: Private Sector
(public, private, or individual)

Type of Organization: Non-profit organizations
(Content depends on "Type of Membership" selection)

Role(s) of the organization: Committee/Sub-committee/Work Group, Attend
(select all that apply) 10-year planning meetings during past 12 months

Subpopulation(s) represented by the organization: Substance Abuse
(No more than two subpopulations)

Does the organization provide direct services to homeless people? Yes

Services provided to homeless persons and families: Counseling/Advocacy, Case Management, Alcohol/Drug Abuse
(select all that apply)

1D. Continuum of Care (CoC) Member Organizations Detail

Instructions:

Provide information about each CoC member organization, including individuals that are part of the CoC planning process. For each member organization, provide information on the following:

- Organization name; Enter the name of the organization or individual. If the individual is a victim of domestic violence, do not enter their actual name.
- Type of membership; Public, private, or individual
- Type of organization
- Organization role in the CoC planning process
- Subpopulations represented; No more than 2 may be selected
- Services provided, if applicable

Name of organization or individual: PATH Partners

Type of Membership: Private Sector
(public, private, or individual)

Type of Organization: Non-profit organizations
(Content depends on "Type of Membership" selection)

Role(s) of the organization: Committee/Sub-committee/Work Group, Attend
(select all that apply) 10-year planning meetings during past 12 months

Subpopulation(s) represented by the organization: NONE
(No more than two subpopulations)

Does the organization provide direct services to homeless people? Yes

Services provided to homeless persons and families: Counseling/Advocacy, Education, Case Management, Utilities Assistance, Legal Assistance, Transportation, Alcohol/Drug Abuse, HIV/AIDS, Rental Assistance, Street Outreach, Life Skills, Healthcare, Mental health, Mobile Clinic, Employment
(select all that apply)

1D. Continuum of Care (CoC) Member Organizations Detail

Instructions:

Provide information about each CoC member organization, including individuals that are part of the CoC planning process. For each member organization, provide information on the following:

- Organization name; Enter the name of the organization or individual. If the individual is a victim of domestic violence, do not enter their actual name.
- Type of membership; Public, private, or individual
- Type of organization
- Organization role in the CoC planning process
- Subpopulations represented; No more than 2 may be selected
- Services provided, if applicable

Name of organization or individual: Mosaic Family Services

Type of Membership: Private Sector
(public, private, or individual)

Type of Organization: Non-profit organizations
(Content depends on "Type of Membership" selection)

Role(s) of the organization: Committee/Sub-committee/Work Group, Attend
(select all that apply) 10-year planning meetings during past 12 months

Subpopulation(s) represented by the organization: Domestic Violence
(No more than two subpopulations)

Does the organization provide direct services to homeless people? Yes

Services provided to homeless persons and families: Counseling/Advocacy, Education, Case Management, Child Care, Employment
(select all that apply)

1D. Continuum of Care (CoC) Member Organizations Detail

Instructions:

Provide information about each CoC member organization, including individuals that are part of the CoC planning process. For each member organization, provide information on the following:

- Organization name; Enter the name of the organization or individual. If the individual is a victim of domestic violence, do not enter their actual name.
- Type of membership; Public, private, or individual
- Type of organization
- Organization role in the CoC planning process
- Subpopulations represented; No more than 2 may be selected
- Services provided, if applicable

Name of organization or individual: Bridge, The

Type of Membership: Private Sector
(public, private, or individual)

Type of Organization: Non-profit organizations
(Content depends on "Type of Membership" selection)

Role(s) of the organization: Primary Decision Making Group, Committee/Sub-committee/Work Group, Attend 10-year planning meetings during past 12 months
(select all that apply)

Subpopulation(s) represented by the organization: NONE
(No more than two subpopulations)

Does the organization provide direct services to homeless people? Yes

Services provided to homeless persons and families: Counseling/Advocacy, Education, Case Management, Life Skills, Healthcare, Mental health, Legal Assistance, Alcohol/Drug Abuse, Employment
(select all that apply)

1D. Continuum of Care (CoC) Member Organizations Detail

Instructions:

Provide information about each CoC member organization, including individuals that are part of the CoC planning process. For each member organization, provide information on the following:

- Organization name; Enter the name of the organization or individual. If the individual is a victim of domestic violence, do not enter their actual name.
- Type of membership; Public, private, or individual
- Type of organization
- Organization role in the CoC planning process
- Subpopulations represented; No more than 2 may be selected
- Services provided, if applicable

Name of organization or individual: We Care Facilities

Type of Membership: Private Sector
(public, private, or individual)

Type of Organization: Non-profit organizations
(Content depends on "Type of Membership" selection)

Role(s) of the organization: Primary Decision Making Group, Committee/Sub-committee/Work Group, Attend 10-year planning meetings during past 12 months
(select all that apply)

Subpopulation(s) represented by the organization: NONE
(No more than two subpopulations)

Does the organization provide direct services to homeless people? Yes

Services provided to homeless persons and families: Counseling/Advocacy, Education
(select all that apply)

Exhibit 1 2010	Page 90	01/04/2011
----------------	---------	------------

1D. Continuum of Care (CoC) Member Organizations Detail

Instructions:

Provide information about each CoC member organization, including individuals that are part of the CoC planning process. For each member organization, provide information on the following:

- Organization name; Enter the name of the organization or individual. If the individual is a victim of domestic violence, do not enter their actual name.
- Type of membership; Public, private, or individual
- Type of organization
- Organization role in the CoC planning process
- Subpopulations represented; No more than 2 may be selected
- Services provided, if applicable

Name of organization or individual: Homeless Veterans' Services of Dallas

Type of Membership: Private Sector
(public, private, or individual)

Type of Organization: Non-profit organizations
(Content depends on "Type of Membership" selection)

Role(s) of the organization: Committee/Sub-committee/Work Group, Attend
(select all that apply) 10-year planning meetings during past 12 months

Subpopulation(s) represented by the organization: Veterans
(No more than two subpopulations)

Does the organization provide direct services to homeless people? Yes

Services provided to homeless persons and families: Counseling/Advocacy, Education, Case Management, Life Skills, Healthcare, Mental health, Employment
(select all that apply)

1D. Continuum of Care (CoC) Member Organizations Detail

Instructions:

Provide information about each CoC member organization, including individuals that are part of the CoC planning process. For each member organization, provide information on the following:

- Organization name; Enter the name of the organization or individual. If the individual is a victim of domestic violence, do not enter their actual name.
- Type of membership; Public, private, or individual
- Type of organization
- Organization role in the CoC planning process
- Subpopulations represented; No more than 2 may be selected
- Services provided, if applicable

Name of organization or individual: Captain Hope's Kids

Type of Membership: Private Sector
(public, private, or individual)

Type of Organization: Non-profit organizations
(Content depends on "Type of Membership" selection)

Role(s) of the organization: Committee/Sub-committee/Work Group, Attend
(select all that apply) 10-year planning meetings during past 12 months

Subpopulation(s) represented by the organization: Youth
(No more than two subpopulations)

Does the organization provide direct services to homeless people? No

Services provided to homeless persons and families: Not Applicable
(select all that apply)

1D. Continuum of Care (CoC) Member Organizations Detail

Instructions:

Provide information about each CoC member organization, including individuals that are part of the CoC planning process. For each member organization, provide information on the following:

- Organization name; Enter the name of the organization or individual. If the individual is a victim of domestic violence, do not enter their actual name.
- Type of membership; Public, private, or individual
- Type of organization
- Organization role in the CoC planning process
- Subpopulations represented; No more than 2 may be selected
- Services provided, if applicable

Name of organization or individual: AIDS Arms, Inc.

Type of Membership: Private Sector
(public, private, or individual)

Type of Organization: Non-profit organizations
(Content depends on "Type of Membership" selection)

Role(s) of the organization: Committee/Sub-committee/Work Group, Attend
(select all that apply) 10-year planning meetings during past 12 months

Subpopulation(s) represented by the organization: HIV/AIDS
(No more than two subpopulations)

Does the organization provide direct services to homeless people? Yes

Services provided to homeless persons and families: Counseling/Advocacy, Education, Case Management, Healthcare, HIV/AIDS
(select all that apply)

1D. Continuum of Care (CoC) Member Organizations Detail

Instructions:

Provide information about each CoC member organization, including individuals that are part of the CoC planning process. For each member organization, provide information on the following:

- Organization name; Enter the name of the organization or individual. If the individual is a victim of domestic violence, do not enter their actual name.
- Type of membership; Public, private, or individual
- Type of organization
- Organization role in the CoC planning process
- Subpopulations represented; No more than 2 may be selected
- Services provided, if applicable

Name of organization or individual: House of Jabez

Type of Membership: Private Sector
(public, private, or individual)

Type of Organization: Faith-based organizations
(Content depends on "Type of Membership" selection)

Role(s) of the organization: Committee/Sub-committee/Work Group, Attend
(select all that apply) 10-year planning meetings during past 12 months

Subpopulation(s) represented by the organization: NONE
(No more than two subpopulations)

Does the organization provide direct services to homeless people? Yes

Services provided to homeless persons and families: Not Applicable
(select all that apply)

1D. Continuum of Care (CoC) Member Organizations Detail

Instructions:

Provide information about each CoC member organization, including individuals that are part of the CoC planning process. For each member organization, provide information on the following:

- Organization name; Enter the name of the organization or individual. If the individual is a victim of domestic violence, do not enter their actual name.
- Type of membership; Public, private, or individual
- Type of organization
- Organization role in the CoC planning process
- Subpopulations represented; No more than 2 may be selected
- Services provided, if applicable

Name of organization or individual: American G.I. Forum - NVOP

Type of Membership: Private Sector
(public, private, or individual)

Type of Organization: Non-profit organizations
(Content depends on "Type of Membership" selection)

Role(s) of the organization: Committee/Sub-committee/Work Group, Attend
(select all that apply) 10-year planning meetings during past 12 months

Subpopulation(s) represented by the organization: Veterans
(No more than two subpopulations)

Does the organization provide direct services to homeless people? Yes

Services provided to homeless persons and families: Counseling/Advocacy, Employment
(select all that apply)

1D. Continuum of Care (CoC) Member Organizations Detail

Instructions:

- Provide information about each CoC member organization, including individuals that are part of the CoC planning process. For each member organization, provide information on the following:
- Organization name; Enter the name of the organization or individual. If the individual is a victim of domestic violence, do not enter their actual name.
 - Type of membership; Public, private, or individual
 - Type of organization
 - Organization role in the CoC planning process
 - Subpopulations represented; No more than 2 may be selected
 - Services provided, if applicable

Name of organization or individual: Austin Street Shelter

Type of Membership: Private Sector
(public, private, or individual)

Type of Organization: Faith-based organizations
(Content depends on "Type of Membership" selection)

Role(s) of the organization: Committee/Sub-committee/Work Group
(select all that apply)

Subpopulation(s) represented by the organization: NONE
(No more than two subpopulations)

Does the organization provide direct services to homeless people? Yes

Services provided to homeless persons and families: Counseling/Advocacy, Employment
(select all that apply)

Exhibit 1 2010	Page 96	01/04/2011
----------------	---------	------------

1D. Continuum of Care (CoC) Member Organizations Detail

Instructions:

Provide information about each CoC member organization, including individuals that are part of the CoC planning process. For each member organization, provide information on the following:
- Organization name; Enter the name of the organization or individual. If the individual is a victim of domestic violence, do not enter their actual name.

- Type of membership; Public, private, or individual
- Type of organization
- Organization role in the CoC planning process
- Subpopulations represented; No more than 2 may be selected
- Services provided, if applicable

Name of organization or individual: Center for Nonprofit Management

Type of Membership: Private Sector
(public, private, or individual)

Type of Organization: Non-profit organizations
(Content depends on "Type of Membership" selection)

Role(s) of the organization: Committee/Sub-committee/Work Group, Attend
(select all that apply) 10-year planning meetings during past 12 months

Subpopulation(s) represented by the organization: NONE
(No more than two subpopulations)

Does the organization provide direct services to homeless people? No

Services provided to homeless persons and families: Not Applicable
(select all that apply)

1D. Continuum of Care (CoC) Member Organizations Detail

Instructions:

- Provide information about each CoC member organization, including individuals that are part of the CoC planning process. For each member organization, provide information on the following:
- Organization name; Enter the name of the organization or individual. If the individual is a victim of domestic violence, do not enter their actual name.
 - Type of membership; Public, private, or individual
 - Type of organization
 - Organization role in the CoC planning process
 - Subpopulations represented; No more than 2 may be selected
 - Services provided, if applicable

Name of organization or individual: City of Grand Prairie

Type of Membership: Public Sector
(public, private, or individual)

Type of Organization: Local government agencies
(Content depends on "Type of Membership" selection)

Role(s) of the organization: Primary Decision Making Group, Attend 10-year
(select all that apply) planning meetings during past 12 months, Committee/Sub-committee/Work Group

Subpopulation(s) represented by the organization: NONE
(No more than two subpopulations)

Does the organization provide direct services to homeless people? No

Services provided to homeless persons and families: Not Applicable
(select all that apply)

1D. Continuum of Care (CoC) Member Organizations Detail

Instructions:

Provide information about each CoC member organization, including individuals that are part of the CoC planning process. For each member organization, provide information on the following:

- Organization name; Enter the name of the organization or individual. If the individual is a victim of domestic violence, do not enter their actual name.
- Type of membership; Public, private, or individual
- Type of organization
- Organization role in the CoC planning process
- Subpopulations represented; No more than 2 may be selected
- Services provided, if applicable

Name of organization or individual: Dallas Furniture Bank

Type of Membership: Private Sector
(public, private, or individual)

Type of Organization: Non-profit organizations
(Content depends on "Type of Membership" selection)

Role(s) of the organization: Attend 10-year planning meetings during past 12 months, Committee/Sub-committee/Work Group
(select all that apply)

Subpopulation(s) represented by the organization: NONE
(No more than two subpopulations)

Does the organization provide direct services to homeless people? Yes

Services provided to homeless persons and families: Not Applicable
(select all that apply)

1D. Continuum of Care (CoC) Member Organizations Detail

Instructions:

- Provide information about each CoC member organization, including individuals that are part of the CoC planning process. For each member organization, provide information on the following:
- Organization name; Enter the name of the organization or individual. If the individual is a victim of domestic violence, do not enter their actual name.
 - Type of membership; Public, private, or individual
 - Type of organization
 - Organization role in the CoC planning process
 - Subpopulations represented; No more than 2 may be selected
 - Services provided, if applicable

Name of organization or individual: Foundation for Community Empowerment

Type of Membership: Private Sector
(public, private, or individual)

Type of Organization: Faith-based organizations
(Content depends on "Type of Membership" selection)

Role(s) of the organization: Committee/Sub-committee/Work Group
(select all that apply)

Subpopulation(s) represented by the organization: NONE
(No more than two subpopulations)

Does the organization provide direct services to homeless people? No

Services provided to homeless persons and families: Not Applicable
(select all that apply)

1D. Continuum of Care (CoC) Member Organizations Detail

Exhibit 1 2010	Page 100	01/04/2011
----------------	----------	------------

Instructions:

- Provide information about each CoC member organization, including individuals that are part of the CoC planning process. For each member organization, provide information on the following:
- Organization name; Enter the name of the organization or individual. If the individual is a victim of domestic violence, do not enter their actual name.
 - Type of membership; Public, private, or individual
 - Type of organization
 - Organization role in the CoC planning process
 - Subpopulations represented; No more than 2 may be selected
 - Services provided, if applicable

Name of organization or individual: Good Samaritans - Garland

Type of Membership: Private Sector
(public, private, or individual)

Type of Organization: Non-profit organizations
(Content depends on "Type of Membership" selection)

Role(s) of the organization: Attend 10-year planning meetings during past 12 months, Committee/Sub-committee/Work Group
(select all that apply)

Subpopulation(s) represented by the organization: NONE
(No more than two subpopulations)

Does the organization provide direct services to homeless people? Yes

Services provided to homeless persons and families: Utilities Assistance, Rental Assistance, Soup Kitchen/Food Pantry
(select all that apply)

1D. Continuum of Care (CoC) Member Organizations Detail

Instructions:

Exhibit 1 2010	Page 101	01/04/2011
----------------	----------	------------

Provide information about each CoC member organization, including individuals that are part of the CoC planning process. For each member organization, provide information on the following:

- Organization name; Enter the name of the organization or individual. If the individual is a victim of domestic violence, do not enter their actual name.
- Type of membership; Public, private, or individual
- Type of organization
- Organization role in the CoC planning process
- Subpopulations represented; No more than 2 may be selected
- Services provided, if applicable

Name of organization or individual: Dym, Kevin

Type of Membership: Individual
(public, private, or individual)

Type of Organization: Other
(Content depends on "Type of Membership" selection)

Role(s) of the organization: Attend 10-year planning meetings during past 12 months
(select all that apply)

Subpopulation(s) represented by the organization: NONE
(No more than two subpopulations)

Does the organization provide direct services to homeless people? No

Services provided to homeless persons and families: Not Applicable
(select all that apply)

1D. Continuum of Care (CoC) Member Organizations Detail

Instructions:

Exhibit 1 2010	Page 102	01/04/2011
----------------	----------	------------

Provide information about each CoC member organization, including individuals that are part of the CoC planning process. For each member organization, provide information on the following:

- Organization name; Enter the name of the organization or individual. If the individual is a victim of domestic violence, do not enter their actual name.
- Type of membership; Public, private, or individual
- Type of organization
- Organization role in the CoC planning process
- Subpopulations represented; No more than 2 may be selected
- Services provided, if applicable

Name of organization or individual: Grand Prairie United Charities

Type of Membership: Private Sector
(public, private, or individual)

Type of Organization: Non-profit organizations
(Content depends on "Type of Membership" selection)

Role(s) of the organization: Committee/Sub-committee/Work Group
(select all that apply)

Subpopulation(s) represented by the organization: NONE
(No more than two subpopulations)

Does the organization provide direct services to homeless people? No

Services provided to homeless persons and families: Utilities Assistance, Mortgage Assistance, Prescription Assistance, Rental Assistance, Soup Kitchen/Food Pantry
(select all that apply)

1D. Continuum of Care (CoC) Member Organizations Detail

Instructions:

Provide information about each CoC member organization, including individuals that are part of the CoC planning process. For each member organization, provide information on the following:

- Organization name; Enter the name of the organization or individual. If the individual is a victim of domestic violence, do not enter their actual name.
- Type of membership; Public, private, or individual
- Type of organization
- Organization role in the CoC planning process
- Subpopulations represented; No more than 2 may be selected
- Services provided, if applicable

Name of organization or individual: Ladies of Charity

Type of Membership: Private Sector
(public, private, or individual)

Type of Organization: Faith-based organizations
(Content depends on "Type of Membership" selection)

Role(s) of the organization: Attend 10-year planning meetings during past 12 months, Committee/Sub-committee/Work Group
(select all that apply)

Subpopulation(s) represented by the organization: NONE
(No more than two subpopulations)

Does the organization provide direct services to homeless people? Yes

Services provided to homeless persons and families: Utilities Assistance, Healthcare, Transportation, Rental Assistance, Soup Kitchen/Food Pantry
(select all that apply)

1D. Continuum of Care (CoC) Member Organizations Detail

Instructions:

Exhibit 1 2010	Page 104	01/04/2011
----------------	----------	------------

Provide information about each CoC member organization, including individuals that are part of the CoC planning process. For each member organization, provide information on the following:

- Organization name; Enter the name of the organization or individual. If the individual is a victim of domestic violence, do not enter their actual name.
- Type of membership; Public, private, or individual
- Type of organization
- Organization role in the CoC planning process
- Subpopulations represented; No more than 2 may be selected
- Services provided, if applicable

Name of organization or individual: LifeLine Shelter for Families

Type of Membership: Private Sector
(public, private, or individual)

Type of Organization: Non-profit organizations
(Content depends on "Type of Membership" selection)

Role(s) of the organization: Committee/Sub-committee/Work Group
(select all that apply)

Subpopulation(s) represented by the organization: NONE
(No more than two subpopulations)

Does the organization provide direct services to homeless people? Yes

Services provided to homeless persons and families: Case Management, Life Skills
(select all that apply)

1D. Continuum of Care (CoC) Member Organizations Detail

Instructions:

Exhibit 1 2010	Page 105	01/04/2011
----------------	----------	------------

Provide information about each CoC member organization, including individuals that are part of the CoC planning process. For each member organization, provide information on the following:

- Organization name; Enter the name of the organization or individual. If the individual is a victim of domestic violence, do not enter their actual name.
- Type of membership; Public, private, or individual
- Type of organization
- Organization role in the CoC planning process
- Subpopulations represented; No more than 2 may be selected
- Services provided, if applicable

Name of organization or individual: Mental Health America of Greater Dallas

Type of Membership: Private Sector
(public, private, or individual)

Type of Organization: Non-profit organizations
(Content depends on "Type of Membership" selection)

Role(s) of the organization: Attend 10-year planning meetings during past 12 months, Committee/Sub-committee/Work Group
(select all that apply)

Subpopulation(s) represented by the organization: Veterans, Seriously Mentally Ill
(No more than two subpopulations)

Does the organization provide direct services to homeless people? No

Services provided to homeless persons and families: Not Applicable
(select all that apply)

1D. Continuum of Care (CoC) Member Organizations Detail

Instructions:

Exhibit 1 2010	Page 106	01/04/2011
----------------	----------	------------

Provide information about each CoC member organization, including individuals that are part of the CoC planning process. For each member organization, provide information on the following:

- Organization name; Enter the name of the organization or individual. If the individual is a victim of domestic violence, do not enter their actual name.
- Type of membership; Public, private, or individual
- Type of organization
- Organization role in the CoC planning process
- Subpopulations represented; No more than 2 may be selected
- Services provided, if applicable

Name of organization or individual: My Second Chance, Inc.

Type of Membership: Private Sector
(public, private, or individual)

Type of Organization: Non-profit organizations
(Content depends on "Type of Membership" selection)

Role(s) of the organization: Committee/Sub-committee/Work Group
(select all that apply)

Subpopulation(s) represented by the organization: Substance Abuse, HIV/AIDS
(No more than two subpopulations)

Does the organization provide direct services to homeless people? Yes

Services provided to homeless persons and families: Case Management, Life Skills
(select all that apply)

1D. Continuum of Care (CoC) Member Organizations Detail

Instructions:

Provide information about each CoC member organization, including individuals that are part of the CoC planning process. For each member organization, provide information on the following:

- Organization name; Enter the name of the organization or individual. If the individual is a victim of domestic violence, do not enter their actual name.
- Type of membership; Public, private, or individual
- Type of organization
- Organization role in the CoC planning process
- Subpopulations represented; No more than 2 may be selected
- Services provided, if applicable

Name of organization or individual: Smith, Ann

Type of Membership: Individual
(public, private, or individual)

Type of Organization: Other
(Content depends on "Type of Membership" selection)

Role(s) of the organization: Committee/Sub-committee/Work Group
(select all that apply)

Subpopulation(s) represented by the organization: NONE
(No more than two subpopulations)

Does the organization provide direct services to homeless people? No

Services provided to homeless persons and families: Not Applicable
(select all that apply)

1D. Continuum of Care (CoC) Member Organizations Detail

Instructions:

Exhibit 1 2010	Page 108	01/04/2011
----------------	----------	------------

Provide information about each CoC member organization, including individuals that are part of the CoC planning process. For each member organization, provide information on the following:

- Organization name; Enter the name of the organization or individual. If the individual is a victim of domestic violence, do not enter their actual name.
- Type of membership; Public, private, or individual
- Type of organization
- Organization role in the CoC planning process
- Subpopulations represented; No more than 2 may be selected
- Services provided, if applicable

Name of organization or individual: Soul's Harbor

Type of Membership: Private Sector
(public, private, or individual)

Type of Organization: Faith-based organizations
(Content depends on "Type of Membership" selection)

Role(s) of the organization: Committee/Sub-committee/Work Group
(select all that apply)

Subpopulation(s) represented by the organization: Substance Abuse
(No more than two subpopulations)

Does the organization provide direct services to homeless people? Yes

Services provided to homeless persons and families: Life Skills, Alcohol/Drug Abuse, Employment
(select all that apply)

1D. Continuum of Care (CoC) Member Organizations Detail

Instructions:

Provide information about each CoC member organization, including individuals that are part of the CoC planning process. For each member organization, provide information on the following:

- Organization name; Enter the name of the organization or individual. If the individual is a victim of domestic violence, do not enter their actual name.
- Type of membership; Public, private, or individual
- Type of organization
- Organization role in the CoC planning process
- Subpopulations represented; No more than 2 may be selected
- Services provided, if applicable

Name of organization or individual: The Samaritan Inn

Type of Membership: Private Sector
(public, private, or individual)

Type of Organization: Non-profit organizations
(Content depends on "Type of Membership" selection)

Role(s) of the organization: Attend 10-year planning meetings during past 12 months, Committee/Sub-committee/Work Group
(select all that apply)

Subpopulation(s) represented by the organization: NONE
(No more than two subpopulations)

Does the organization provide direct services to homeless people? Yes

Services provided to homeless persons and families: Case Management, Life Skills
(select all that apply)

1D. Continuum of Care (CoC) Member Organizations Detail

Instructions:

Provide information about each CoC member organization, including individuals that are part of the CoC planning process. For each member organization, provide information on the following:

- Organization name; Enter the name of the organization or individual. If the individual is a victim of domestic violence, do not enter their actual name.
- Type of membership; Public, private, or individual
- Type of organization
- Organization role in the CoC planning process
- Subpopulations represented; No more than 2 may be selected
- Services provided, if applicable

Name of organization or individual: Redd, Ricky

Type of Membership: Individual
(public, private, or individual)

Type of Organization: Formerly Homeless
(Content depends on "Type of Membership" selection)

Role(s) of the organization: Attend 10-year planning meetings during past 12 months, Committee/Sub-committee/Work Group
(select all that apply)

Subpopulation(s) represented by the organization: NONE
(No more than two subpopulations)

Does the organization provide direct services to homeless people? No

Services provided to homeless persons and families: Not Applicable
(select all that apply)

1D. Continuum of Care (CoC) Member Organizations Detail

Instructions:

Exhibit 1 2010	Page 111	01/04/2011
----------------	----------	------------

Provide information about each CoC member organization, including individuals that are part of the CoC planning process. For each member organization, provide information on the following:

- Organization name; Enter the name of the organization or individual. If the individual is a victim of domestic violence, do not enter their actual name.
- Type of membership; Public, private, or individual
- Type of organization
- Organization role in the CoC planning process
- Subpopulations represented; No more than 2 may be selected
- Services provided, if applicable

Name of organization or individual: Global 360, Inc.

Type of Membership: Private Sector
(public, private, or individual)

Type of Organization: Businesses
(Content depends on "Type of Membership" selection)

Role(s) of the organization: Committee/Sub-committee/Work Group, Attend
(select all that apply) 10-year planning meetings during past 12 months

Subpopulation(s) represented by the organization: NONE
(No more than two subpopulations)

Does the organization provide direct services to homeless people? No

Services provided to homeless persons and families: Not Applicable
(select all that apply)

1D. Continuum of Care (CoC) Member Organizations Detail

Instructions:

Provide information about each CoC member organization, including individuals that are part of the CoC planning process. For each member organization, provide information on the following:

- Organization name; Enter the name of the organization or individual. If the individual is a victim of domestic violence, do not enter their actual name.
- Type of membership; Public, private, or individual
- Type of organization
- Organization role in the CoC planning process
- Subpopulations represented; No more than 2 may be selected
- Services provided, if applicable

Name of organization or individual: Sheraton Hotel

Type of Membership: Private Sector
(public, private, or individual)

Type of Organization: Businesses
(Content depends on "Type of Membership" selection)

Role(s) of the organization: Committee/Sub-committee/Work Group
(select all that apply)

Subpopulation(s) represented by the organization: NONE
(No more than two subpopulations)

Does the organization provide direct services to homeless people? No

Services provided to homeless persons and families: Not Applicable
(select all that apply)

1D. Continuum of Care (CoC) Member Organizations Detail

Instructions:

Provide information about each CoC member organization, including individuals that are part of the CoC planning process. For each member organization, provide information on the following:

- Organization name; Enter the name of the organization or individual. If the individual is a victim of domestic violence, do not enter their actual name.
- Type of membership; Public, private, or individual
- Type of organization
- Organization role in the CoC planning process
- Subpopulations represented; No more than 2 may be selected
- Services provided, if applicable

Name of organization or individual: Neiman Marcus

Type of Membership: Private Sector
(public, private, or individual)

Type of Organization: Businesses
(Content depends on "Type of Membership" selection)

Role(s) of the organization: Attend 10-year planning meetings during past 12 months, Committee/Sub-committee/Work Group
(select all that apply)

Subpopulation(s) represented by the organization: NONE
(No more than two subpopulations)

Does the organization provide direct services to homeless people? No

Services provided to homeless persons and families: Not Applicable
(select all that apply)

1D. Continuum of Care (CoC) Member Organizations Detail

Instructions:

Provide information about each CoC member organization, including individuals that are part of the CoC planning process. For each member organization, provide information on the following:

- Organization name; Enter the name of the organization or individual. If the individual is a victim of domestic violence, do not enter their actual name.
- Type of membership; Public, private, or individual
- Type of organization
- Organization role in the CoC planning process
- Subpopulations represented; No more than 2 may be selected
- Services provided, if applicable

Name of organization or individual: Transicare, Inc.

Type of Membership: Private Sector
(public, private, or individual)

Type of Organization: Non-profit organizations
(Content depends on "Type of Membership" selection)

Role(s) of the organization: Committee/Sub-committee/Work Group
(select all that apply)

Subpopulation(s) represented by the organization: Seriously Mentally Ill, Substance Abuse
(No more than two subpopulations)

Does the organization provide direct services to homeless people? Yes

Services provided to homeless persons and families: Case Management, Transportation, Alcohol/Drug Abuse
(select all that apply)

1D. Continuum of Care (CoC) Member Organizations Detail

Instructions:

Provide information about each CoC member organization, including individuals that are part of the CoC planning process. For each member organization, provide information on the following:

- Organization name; Enter the name of the organization or individual. If the individual is a victim of domestic violence, do not enter their actual name.
- Type of membership; Public, private, or individual
- Type of organization
- Organization role in the CoC planning process
- Subpopulations represented; No more than 2 may be selected
- Services provided, if applicable

Name of organization or individual: Angel's Home

Type of Membership: Private Sector
(public, private, or individual)

Type of Organization: Non-profit organizations
(Content depends on "Type of Membership" selection)

Role(s) of the organization: Attend 10-year planning meetings during past 12 months
(select all that apply)

Subpopulation(s) represented by the organization: NONE
(No more than two subpopulations)

Does the organization provide direct services to homeless people? Yes

Services provided to homeless persons and families: Counseling/Advocacy
(select all that apply)

1D. Continuum of Care (CoC) Member Organizations Detail

Instructions:

Exhibit 1 2010	Page 116	01/04/2011
----------------	----------	------------

Provide information about each CoC member organization, including individuals that are part of the CoC planning process. For each member organization, provide information on the following:

- Organization name; Enter the name of the organization or individual. If the individual is a victim of domestic violence, do not enter their actual name.
- Type of membership; Public, private, or individual
- Type of organization
- Organization role in the CoC planning process
- Subpopulations represented; No more than 2 may be selected
- Services provided, if applicable

Name of organization or individual: City Wide CDC

Type of Membership: Private Sector
(public, private, or individual)

Type of Organization: Non-profit organizations
(Content depends on "Type of Membership" selection)

Role(s) of the organization: Attend 10-year planning meetings during past 12 months
(select all that apply)

Subpopulation(s) represented by the organization: NONE
(No more than two subpopulations)

Does the organization provide direct services to homeless people? No

Services provided to homeless persons and families: Not Applicable
(select all that apply)

1D. Continuum of Care (CoC) Member Organizations Detail

Instructions:

Exhibit 1 2010	Page 117	01/04/2011
----------------	----------	------------

Provide information about each CoC member organization, including individuals that are part of the CoC planning process. For each member organization, provide information on the following:

- Organization name; Enter the name of the organization or individual. If the individual is a victim of domestic violence, do not enter their actual name.
- Type of membership; Public, private, or individual
- Type of organization
- Organization role in the CoC planning process
- Subpopulations represented; No more than 2 may be selected
- Services provided, if applicable

Name of organization or individual: KamilCare Hope House

Type of Membership: Private Sector
(public, private, or individual)

Type of Organization: Faith-based organizations
(Content depends on "Type of Membership" selection)

Role(s) of the organization: Attend 10-year planning meetings during past 12 months
(select all that apply)

Subpopulation(s) represented by the organization: NONE
(No more than two subpopulations)

Does the organization provide direct services to homeless people? Yes

Services provided to homeless persons and families: Counseling/Advocacy
(select all that apply)

1D. Continuum of Care (CoC) Member Organizations Detail

Instructions:

Exhibit 1 2010	Page 118	01/04/2011
----------------	----------	------------

Provide information about each CoC member organization, including individuals that are part of the CoC planning process. For each member organization, provide information on the following:

- Organization name; Enter the name of the organization or individual. If the individual is a victim of domestic violence, do not enter their actual name.
- Type of membership; Public, private, or individual
- Type of organization
- Organization role in the CoC planning process
- Subpopulations represented; No more than 2 may be selected
- Services provided, if applicable

Name of organization or individual: North Texas Behavioral Health Association

Type of Membership: Private Sector
(public, private, or individual)

Type of Organization: Non-profit organizations
(Content depends on "Type of Membership" selection)

Role(s) of the organization: Attend 10-year planning meetings during past 12 months
(select all that apply)

Subpopulation(s) represented by the organization: Seriously Mentally Ill
(No more than two subpopulations)

Does the organization provide direct services to homeless people? Yes

Services provided to homeless persons and families: Mental health
(select all that apply)

1D. Continuum of Care (CoC) Member Organizations Detail

Instructions:

Exhibit 1 2010	Page 119	01/04/2011
----------------	----------	------------

Provide information about each CoC member organization, including individuals that are part of the CoC planning process. For each member organization, provide information on the following:

- Organization name; Enter the name of the organization or individual. If the individual is a victim of domestic violence, do not enter their actual name.
- Type of membership; Public, private, or individual
- Type of organization
- Organization role in the CoC planning process
- Subpopulations represented; No more than 2 may be selected
- Services provided, if applicable

Name of organization or individual: Open Hands

Type of Membership: Private Sector
(public, private, or individual)

Type of Organization: Non-profit organizations
(Content depends on "Type of Membership" selection)

Role(s) of the organization: Attend 10-year planning meetings during past 12 months
(select all that apply)

Subpopulation(s) represented by the organization: NONE
(No more than two subpopulations)

Does the organization provide direct services to homeless people? Yes

Services provided to homeless persons and families: Counseling/Advocacy
(select all that apply)

1D. Continuum of Care (CoC) Member Organizations Detail

Instructions:

Exhibit 1 2010	Page 120	01/04/2011
----------------	----------	------------

Provide information about each CoC member organization, including individuals that are part of the CoC planning process. For each member organization, provide information on the following:

- Organization name; Enter the name of the organization or individual. If the individual is a victim of domestic violence, do not enter their actual name.
- Type of membership; Public, private, or individual
- Type of organization
- Organization role in the CoC planning process
- Subpopulations represented; No more than 2 may be selected
- Services provided, if applicable

Name of organization or individual: ZAT

Type of Membership: Private Sector
(public, private, or individual)

Type of Organization: Faith-based organizations
(Content depends on "Type of Membership" selection)

Role(s) of the organization: Committee/Sub-committee/Work Group
(select all that apply)

Subpopulation(s) represented by the organization: NONE
(No more than two subpopulations)

Does the organization provide direct services to homeless people? Yes

Services provided to homeless persons and families: Life Skills
(select all that apply)

1D. Continuum of Care (CoC) Member Organizations Detail

Instructions:

Exhibit 1 2010	Page 121	01/04/2011
----------------	----------	------------

Provide information about each CoC member organization, including individuals that are part of the CoC planning process. For each member organization, provide information on the following:

- Organization name; Enter the name of the organization or individual. If the individual is a victim of domestic violence, do not enter their actual name.
- Type of membership; Public, private, or individual
- Type of organization
- Organization role in the CoC planning process
- Subpopulations represented; No more than 2 may be selected
- Services provided, if applicable

Name of organization or individual: Hopeful Solutions

Type of Membership: Private Sector
(public, private, or individual)

Type of Organization: Non-profit organizations
(Content depends on "Type of Membership" selection)

Role(s) of the organization: Committee/Sub-committee/Work Group
(select all that apply)

Subpopulation(s) represented by the organization: Substance Abuse
(No more than two subpopulations)

Does the organization provide direct services to homeless people? Yes

Services provided to homeless persons and families: Counseling/Advocacy, Life Skills, Alcohol/Drug Abuse
(select all that apply)

1D. Continuum of Care (CoC) Member Organizations Detail

Instructions:

Exhibit 1 2010	Page 122	01/04/2011
----------------	----------	------------

Provide information about each CoC member organization, including individuals that are part of the CoC planning process. For each member organization, provide information on the following:

- Organization name; Enter the name of the organization or individual. If the individual is a victim of domestic violence, do not enter their actual name.
- Type of membership; Public, private, or individual
- Type of organization
- Organization role in the CoC planning process
- Subpopulations represented; No more than 2 may be selected
- Services provided, if applicable

Name of organization or individual: Department of Family Protective Services

Type of Membership: Public Sector
(public, private, or individual)

Type of Organization: State government agencies
(Content depends on "Type of Membership" selection)

Role(s) of the organization: Committee/Sub-committee/Work Group
(select all that apply)

Subpopulation(s) represented by the organization: Youth
(No more than two subpopulations)

Does the organization provide direct services to homeless people? No

Services provided to homeless persons and families: Counseling/Advocacy, Case Management
(select all that apply)

1D. Continuum of Care (CoC) Member Organizations Detail

Instructions:

Exhibit 1 2010	Page 123	01/04/2011
----------------	----------	------------

Provide information about each CoC member organization, including individuals that are part of the CoC planning process. For each member organization, provide information on the following:

- Organization name; Enter the name of the organization or individual. If the individual is a victim of domestic violence, do not enter their actual name.
- Type of membership; Public, private, or individual
- Type of organization
- Organization role in the CoC planning process
- Subpopulations represented; No more than 2 may be selected
- Services provided, if applicable

Name of organization or individual: Soldier House

Type of Membership: Private Sector
(public, private, or individual)

Type of Organization: Non-profit organizations
(Content depends on "Type of Membership" selection)

Role(s) of the organization: Committee/Sub-committee/Work Group
(select all that apply)

Subpopulation(s) represented by the organization: Veterans
(No more than two subpopulations)

Does the organization provide direct services to homeless people? Yes

Services provided to homeless persons and families: Counseling/Advocacy
(select all that apply)

1D. Continuum of Care (CoC) Member Organizations Detail

Instructions:

Exhibit 1 2010	Page 124	01/04/2011
----------------	----------	------------

Provide information about each CoC member organization, including individuals that are part of the CoC planning process. For each member organization, provide information on the following:

- Organization name; Enter the name of the organization or individual. If the individual is a victim of domestic violence, do not enter their actual name.
- Type of membership; Public, private, or individual
- Type of organization
- Organization role in the CoC planning process
- Subpopulations represented; No more than 2 may be selected
- Services provided, if applicable

Name of organization or individual: Integrity Asset Management

Type of Membership: Private Sector
(public, private, or individual)

Type of Organization: Businesses
(Content depends on "Type of Membership" selection)

Role(s) of the organization: Committee/Sub-committee/Work Group
(select all that apply)

Subpopulation(s) represented by the organization: NONE
(No more than two subpopulations)

Does the organization provide direct services to homeless people? No

Services provided to homeless persons and families: Not Applicable
(select all that apply)

1D. Continuum of Care (CoC) Member Organizations Detail

Instructions:

Exhibit 1 2010	Page 125	01/04/2011
----------------	----------	------------

Provide information about each CoC member organization, including individuals that are part of the CoC planning process. For each member organization, provide information on the following:

- Organization name; Enter the name of the organization or individual. If the individual is a victim of domestic violence, do not enter their actual name.
- Type of membership; Public, private, or individual
- Type of organization
- Organization role in the CoC planning process
- Subpopulations represented; No more than 2 may be selected
- Services provided, if applicable

Name of organization or individual: Men of Nehemiah

Type of Membership: Private Sector
(public, private, or individual)

Type of Organization: Non-profit organizations
(Content depends on "Type of Membership" selection)

Role(s) of the organization: Committee/Sub-committee/Work Group
(select all that apply)

Subpopulation(s) represented by the organization: Substance Abuse
(No more than two subpopulations)

Does the organization provide direct services to homeless people? Yes

Services provided to homeless persons and families: Counseling/Advocacy, Life Skills, Alcohol/Drug Abuse
(select all that apply)

1D. Continuum of Care (CoC) Member Organizations Detail

Instructions:

Exhibit 1 2010	Page 126	01/04/2011
----------------	----------	------------

Provide information about each CoC member organization, including individuals that are part of the CoC planning process. For each member organization, provide information on the following:

- Organization name; Enter the name of the organization or individual. If the individual is a victim of domestic violence, do not enter their actual name.
- Type of membership; Public, private, or individual
- Type of organization
- Organization role in the CoC planning process
- Subpopulations represented; No more than 2 may be selected
- Services provided, if applicable

Name of organization or individual: Montrel Living

Type of Membership: Private Sector
(public, private, or individual)

Type of Organization: Non-profit organizations
(Content depends on "Type of Membership" selection)

Role(s) of the organization: Committee/Sub-committee/Work Group
(select all that apply)

Subpopulation(s) represented by the organization: Substance Abuse
(No more than two subpopulations)

Does the organization provide direct services to homeless people? Yes

Services provided to homeless persons and families: Counseling/Advocacy, Alcohol/Drug Abuse
(select all that apply)

1D. Continuum of Care (CoC) Member Organizations Detail

Instructions:

Exhibit 1 2010	Page 127	01/04/2011
----------------	----------	------------

Provide information about each CoC member organization, including individuals that are part of the CoC planning process. For each member organization, provide information on the following:

- Organization name; Enter the name of the organization or individual. If the individual is a victim of domestic violence, do not enter their actual name.
- Type of membership; Public, private, or individual
- Type of organization
- Organization role in the CoC planning process
- Subpopulations represented; No more than 2 may be selected
- Services provided, if applicable

Name of organization or individual: Johnson, Larry L.

Type of Membership: Individual
(public, private, or individual)

Type of Organization: Other
(Content depends on "Type of Membership" selection)

Role(s) of the organization: Committee/Sub-committee/Work Group
(select all that apply)

Subpopulation(s) represented by the organization: NONE
(No more than two subpopulations)

Does the organization provide direct services to homeless people? No

Services provided to homeless persons and families: Not Applicable
(select all that apply)

1D. Continuum of Care (CoC) Member Organizations Detail

Instructions:

Provide information about each CoC member organization, including individuals that are part of the CoC planning process. For each member organization, provide information on the following:

- Organization name; Enter the name of the organization or individual. If the individual is a victim of domestic violence, do not enter their actual name.
- Type of membership; Public, private, or individual
- Type of organization
- Organization role in the CoC planning process
- Subpopulations represented; No more than 2 may be selected
- Services provided, if applicable

Name of organization or individual: Temple of Prayer Christian Fellowship

Type of Membership: Private Sector
(public, private, or individual)

Type of Organization: Faith-based organizations
(Content depends on "Type of Membership" selection)

Role(s) of the organization: Committee/Sub-committee/Work Group
(select all that apply)

Subpopulation(s) represented by the organization: NONE
(No more than two subpopulations)

Does the organization provide direct services to homeless people? Yes

Services provided to homeless persons and families: Soup Kitchen/Food Pantry
(select all that apply)

1D. Continuum of Care (CoC) Member Organizations Detail

Instructions:

Exhibit 1 2010	Page 129	01/04/2011
----------------	----------	------------

Provide information about each CoC member organization, including individuals that are part of the CoC planning process. For each member organization, provide information on the following:

- Organization name; Enter the name of the organization or individual. If the individual is a victim of domestic violence, do not enter their actual name.
- Type of membership; Public, private, or individual
- Type of organization
- Organization role in the CoC planning process
- Subpopulations represented; No more than 2 may be selected
- Services provided, if applicable

Name of organization or individual: EVERgreen Residential

Type of Membership: Private Sector
(public, private, or individual)

Type of Organization: Businesses
(Content depends on "Type of Membership" selection)

Role(s) of the organization: Committee/Sub-committee/Work Group
(select all that apply)

Subpopulation(s) represented by the organization: NONE
(No more than two subpopulations)

Does the organization provide direct services to homeless people? No

Services provided to homeless persons and families: Not Applicable
(select all that apply)

1D. Continuum of Care (CoC) Member Organizations Detail

Instructions:

Exhibit 1 2010	Page 130	01/04/2011
----------------	----------	------------

Provide information about each CoC member organization, including individuals that are part of the CoC planning process. For each member organization, provide information on the following:

- Organization name; Enter the name of the organization or individual. If the individual is a victim of domestic violence, do not enter their actual name.
- Type of membership; Public, private, or individual
- Type of organization
- Organization role in the CoC planning process
- Subpopulations represented; No more than 2 may be selected
- Services provided, if applicable

Name of organization or individual: ChildCare Group

Type of Membership: Public Sector
(public, private, or individual)

Type of Organization: State government agencies
(Content depends on "Type of Membership" selection)

Role(s) of the organization: Committee/Sub-committee/Work Group
(select all that apply)

Subpopulation(s) represented by the organization: Youth
(No more than two subpopulations)

Does the organization provide direct services to homeless people? Yes

Services provided to homeless persons and families: Child Care
(select all that apply)

1D. Continuum of Care (CoC) Member Organizations Detail

Instructions:

Exhibit 1 2010	Page 131	01/04/2011
----------------	----------	------------

Provide information about each CoC member organization, including individuals that are part of the CoC planning process. For each member organization, provide information on the following:

- Organization name; Enter the name of the organization or individual. If the individual is a victim of domestic violence, do not enter their actual name.
- Type of membership; Public, private, or individual
- Type of organization
- Organization role in the CoC planning process
- Subpopulations represented; No more than 2 may be selected
- Services provided, if applicable

Name of organization or individual: Draper, Reginald

Type of Membership: Individual
(public, private, or individual)

Type of Organization: Homeless
(Content depends on "Type of Membership" selection)

Role(s) of the organization: Committee/Sub-committee/Work Group
(select all that apply)

Subpopulation(s) represented by the organization: NONE
(No more than two subpopulations)

Does the organization provide direct services to homeless people? No

Services provided to homeless persons and families: Not Applicable
(select all that apply)

1D. Continuum of Care (CoC) Member Organizations Detail

Instructions:

Provide information about each CoC member organization, including individuals that are part of the CoC planning process. For each member organization, provide information on the following:

- Organization name; Enter the name of the organization or individual. If the individual is a victim of domestic violence, do not enter their actual name.
- Type of membership; Public, private, or individual
- Type of organization
- Organization role in the CoC planning process
- Subpopulations represented; No more than 2 may be selected
- Services provided, if applicable

Name of organization or individual: Paul Scott Associates

Type of Membership: Private Sector
(public, private, or individual)

Type of Organization: Businesses
(Content depends on "Type of Membership" selection)

Role(s) of the organization: Committee/Sub-committee/Work Group
(select all that apply)

Subpopulation(s) represented by the organization: NONE
(No more than two subpopulations)

Does the organization provide direct services to homeless people? No

Services provided to homeless persons and families: Not Applicable
(select all that apply)

1D. Continuum of Care (CoC) Member Organizations Detail

Instructions:

Exhibit 1 2010	Page 133	01/04/2011
----------------	----------	------------

Provide information about each CoC member organization, including individuals that are part of the CoC planning process. For each member organization, provide information on the following:

- Organization name; Enter the name of the organization or individual. If the individual is a victim of domestic violence, do not enter their actual name.
- Type of membership; Public, private, or individual
- Type of organization
- Organization role in the CoC planning process
- Subpopulations represented; No more than 2 may be selected
- Services provided, if applicable

Name of organization or individual: Ark Covenant Ministry

Type of Membership: Private Sector
(public, private, or individual)

Type of Organization: Faith-based organizations
(Content depends on "Type of Membership" selection)

Role(s) of the organization: Committee/Sub-committee/Work Group
(select all that apply)

Subpopulation(s) represented by the organization: NONE
(No more than two subpopulations)

Does the organization provide direct services to homeless people? Yes

Services provided to homeless persons and families: Counseling/Advocacy
(select all that apply)

1D. Continuum of Care (CoC) Member Organizations Detail

Instructions:

Provide information about each CoC member organization, including individuals that are part of the CoC planning process. For each member organization, provide information on the following:

- Organization name; Enter the name of the organization or individual. If the individual is a victim of domestic violence, do not enter their actual name.
- Type of membership; Public, private, or individual
- Type of organization
- Organization role in the CoC planning process
- Subpopulations represented; No more than 2 may be selected
- Services provided, if applicable

Name of organization or individual: Downtown Resident Council

Type of Membership: Private Sector
(public, private, or individual)

Type of Organization: Non-profit organizations
(Content depends on "Type of Membership" selection)

Role(s) of the organization: Committee/Sub-committee/Work Group
(select all that apply)

Subpopulation(s) represented by the organization: NONE
(No more than two subpopulations)

Does the organization provide direct services to homeless people? No

Services provided to homeless persons and families: Not Applicable
(select all that apply)

1D. Continuum of Care (CoC) Member Organizations Detail

Instructions:

Provide information about each CoC member organization, including individuals that are part of the CoC planning process. For each member organization, provide information on the following:

- Organization name; Enter the name of the organization or individual. If the individual is a victim of domestic violence, do not enter their actual name.
- Type of membership; Public, private, or individual
- Type of organization
- Organization role in the CoC planning process
- Subpopulations represented; No more than 2 may be selected
- Services provided, if applicable

Name of organization or individual: Pile, Emmit

Type of Membership: Individual
(public, private, or individual)

Type of Organization: Homeless
(Content depends on "Type of Membership" selection)

Role(s) of the organization: Committee/Sub-committee/Work Group
(select all that apply)

Subpopulation(s) represented by the organization: NONE
(No more than two subpopulations)

Does the organization provide direct services to homeless people? No

Services provided to homeless persons and families: Not Applicable
(select all that apply)

1D. Continuum of Care (CoC) Member Organizations Detail

Instructions:

Exhibit 1 2010	Page 136	01/04/2011
----------------	----------	------------

Provide information about each CoC member organization, including individuals that are part of the CoC planning process. For each member organization, provide information on the following:

- Organization name; Enter the name of the organization or individual. If the individual is a victim of domestic violence, do not enter their actual name.
- Type of membership; Public, private, or individual
- Type of organization
- Organization role in the CoC planning process
- Subpopulations represented; No more than 2 may be selected
- Services provided, if applicable

Name of organization or individual: LaunchAbility

Type of Membership: Private Sector
(public, private, or individual)

Type of Organization: Non-profit organizations
(Content depends on "Type of Membership" selection)

Role(s) of the organization: Committee/Sub-committee/Work Group
(select all that apply)

Subpopulation(s) represented by the organization: Seriously Mentally Ill
(No more than two subpopulations)

Does the organization provide direct services to homeless people? Yes

Services provided to homeless persons and families: Education, Mental health, Employment
(select all that apply)

1D. Continuum of Care (CoC) Member Organizations Detail

Instructions:

Provide information about each CoC member organization, including individuals that are part of the CoC planning process. For each member organization, provide information on the following:

- Organization name; Enter the name of the organization or individual. If the individual is a victim of domestic violence, do not enter their actual name.
- Type of membership; Public, private, or individual
- Type of organization
- Organization role in the CoC planning process
- Subpopulations represented; No more than 2 may be selected
- Services provided, if applicable

Name of organization or individual: New Creation Bible Church

Type of Membership: Private Sector
(public, private, or individual)

Type of Organization: Faith-based organizations
(Content depends on "Type of Membership" selection)

Role(s) of the organization: Committee/Sub-committee/Work Group
(select all that apply)

Subpopulation(s) represented by the organization: NONE
(No more than two subpopulations)

Does the organization provide direct services to homeless people? Yes

Services provided to homeless persons and families: Life Skills
(select all that apply)

1D. Continuum of Care (CoC) Member Organizations Detail

Instructions:

Exhibit 1 2010	Page 138	01/04/2011
----------------	----------	------------

Provide information about each CoC member organization, including individuals that are part of the CoC planning process. For each member organization, provide information on the following:

- Organization name; Enter the name of the organization or individual. If the individual is a victim of domestic violence, do not enter their actual name.
- Type of membership; Public, private, or individual
- Type of organization
- Organization role in the CoC planning process
- Subpopulations represented; No more than 2 may be selected
- Services provided, if applicable

Name of organization or individual: A.D.A.M. Ministries

Type of Membership: Private Sector
(public, private, or individual)

Type of Organization: Non-profit organizations
(Content depends on "Type of Membership" selection)

Role(s) of the organization: Committee/Sub-committee/Work Group
(select all that apply)

Subpopulation(s) represented by the organization: NONE
(No more than two subpopulations)

Does the organization provide direct services to homeless people? Yes

Services provided to homeless persons and families: Life Skills
(select all that apply)

1D. Continuum of Care (CoC) Member Organizations Detail

Instructions:

Provide information about each CoC member organization, including individuals that are part of the CoC planning process. For each member organization, provide information on the following:

- Organization name; Enter the name of the organization or individual. If the individual is a victim of domestic violence, do not enter their actual name.
- Type of membership; Public, private, or individual
- Type of organization
- Organization role in the CoC planning process
- Subpopulations represented; No more than 2 may be selected
- Services provided, if applicable

Name of organization or individual: Knetzer, Craig

Type of Membership: Individual
(public, private, or individual)

Type of Organization: Homeless
(Content depends on "Type of Membership" selection)

Role(s) of the organization: Committee/Sub-committee/Work Group
(select all that apply)

Subpopulation(s) represented by the organization: NONE
(No more than two subpopulations)

Does the organization provide direct services to homeless people? No

Services provided to homeless persons and families: Not Applicable
(select all that apply)

1D. Continuum of Care (CoC) Member Organizations Detail

Instructions:

Exhibit 1 2010	Page 140	01/04/2011
----------------	----------	------------

Provide information about each CoC member organization, including individuals that are part of the CoC planning process. For each member organization, provide information on the following:

- Organization name; Enter the name of the organization or individual. If the individual is a victim of domestic violence, do not enter their actual name.
- Type of membership; Public, private, or individual
- Type of organization
- Organization role in the CoC planning process
- Subpopulations represented; No more than 2 may be selected
- Services provided, if applicable

Name of organization or individual: Southern Area Social Services Center

Type of Membership: Private Sector
(public, private, or individual)

Type of Organization: Non-profit organizations
(Content depends on "Type of Membership" selection)

Role(s) of the organization: Committee/Sub-committee/Work Group
(select all that apply)

Subpopulation(s) represented by the organization: NONE
(No more than two subpopulations)

Does the organization provide direct services to homeless people? Yes

Services provided to homeless persons and families: Street Outreach, Life Skills, Mortgage Assistance, Transportation, Rental Assistance, Soup Kitchen/Food Pantry
(select all that apply)

1D. Continuum of Care (CoC) Member Organizations Detail

Instructions:

Exhibit 1 2010	Page 141	01/04/2011
----------------	----------	------------

Provide information about each CoC member organization, including individuals that are part of the CoC planning process. For each member organization, provide information on the following:

- Organization name; Enter the name of the organization or individual. If the individual is a victim of domestic violence, do not enter their actual name.
- Type of membership; Public, private, or individual
- Type of organization
- Organization role in the CoC planning process
- Subpopulations represented; No more than 2 may be selected
- Services provided, if applicable

Name of organization or individual: Senior Care Centers

Type of Membership: Private Sector
(public, private, or individual)

Type of Organization: Businesses
(Content depends on "Type of Membership" selection)

Role(s) of the organization: Committee/Sub-committee/Work Group
(select all that apply)

Subpopulation(s) represented by the organization: NONE
(No more than two subpopulations)

Does the organization provide direct services to homeless people? No

Services provided to homeless persons and families: Not Applicable
(select all that apply)

1D. Continuum of Care (CoC) Member Organizations Detail

Instructions:

Exhibit 1 2010	Page 142	01/04/2011
----------------	----------	------------

Provide information about each CoC member organization, including individuals that are part of the CoC planning process. For each member organization, provide information on the following:

- Organization name; Enter the name of the organization or individual. If the individual is a victim of domestic violence, do not enter their actual name.
- Type of membership; Public, private, or individual
- Type of organization
- Organization role in the CoC planning process
- Subpopulations represented; No more than 2 may be selected
- Services provided, if applicable

Name of organization or individual: F.R.E.S.H. Start

Type of Membership: Private Sector
(public, private, or individual)

Type of Organization: Faith-based organizations
(Content depends on "Type of Membership" selection)

Role(s) of the organization: Committee/Sub-committee/Work Group
(select all that apply)

Subpopulation(s) represented by the organization: NONE
(No more than two subpopulations)

Does the organization provide direct services to homeless people? Yes

Services provided to homeless persons and families: Counseling/Advocacy
(select all that apply)

1D. Continuum of Care (CoC) Member Organizations Detail

Instructions:

Exhibit 1 2010	Page 143	01/04/2011
----------------	----------	------------

Provide information about each CoC member organization, including individuals that are part of the CoC planning process. For each member organization, provide information on the following:

- Organization name; Enter the name of the organization or individual. If the individual is a victim of domestic violence, do not enter their actual name.
- Type of membership; Public, private, or individual
- Type of organization
- Organization role in the CoC planning process
- Subpopulations represented; No more than 2 may be selected
- Services provided, if applicable

Name of organization or individual: Phil, Edward

Type of Membership: Individual
(public, private, or individual)

Type of Organization: Homeless
(Content depends on "Type of Membership" selection)

Role(s) of the organization: Committee/Sub-committee/Work Group
(select all that apply)

Subpopulation(s) represented by the organization: NONE
(No more than two subpopulations)

Does the organization provide direct services to homeless people? No

Services provided to homeless persons and families: Not Applicable
(select all that apply)

1D. Continuum of Care (CoC) Member Organizations Detail

Instructions:

Exhibit 1 2010	Page 144	01/04/2011
----------------	----------	------------

Provide information about each CoC member organization, including individuals that are part of the CoC planning process. For each member organization, provide information on the following:

- Organization name; Enter the name of the organization or individual. If the individual is a victim of domestic violence, do not enter their actual name.
- Type of membership; Public, private, or individual
- Type of organization
- Organization role in the CoC planning process
- Subpopulations represented; No more than 2 may be selected
- Services provided, if applicable

Name of organization or individual: U.S. Census Bureau

Type of Membership: Public Sector
(public, private, or individual)

Type of Organization: Other
(Content depends on "Type of Membership" selection)

Role(s) of the organization: Committee/Sub-committee/Work Group
(select all that apply)

Subpopulation(s) represented by the organization: NONE
(No more than two subpopulations)

Does the organization provide direct services to homeless people? No

Services provided to homeless persons and families: Not Applicable
(select all that apply)

1D. Continuum of Care (CoC) Member Organizations Detail

Instructions:

Exhibit 1 2010	Page 145	01/04/2011
----------------	----------	------------

Provide information about each CoC member organization, including individuals that are part of the CoC planning process. For each member organization, provide information on the following:

- Organization name; Enter the name of the organization or individual. If the individual is a victim of domestic violence, do not enter their actual name.
- Type of membership; Public, private, or individual
- Type of organization
- Organization role in the CoC planning process
- Subpopulations represented; No more than 2 may be selected
- Services provided, if applicable

Name of organization or individual: Disability Help, Inc.

Type of Membership: Private Sector
(public, private, or individual)

Type of Organization: Non-profit organizations
(Content depends on "Type of Membership" selection)

Role(s) of the organization: Committee/Sub-committee/Work Group
(select all that apply)

Subpopulation(s) represented by the organization: NONE
(No more than two subpopulations)

Does the organization provide direct services to homeless people? Yes

Services provided to homeless persons and families: Counseling/Advocacy
(select all that apply)

1D. Continuum of Care (CoC) Member Organizations Detail

Instructions:

Exhibit 1 2010	Page 146	01/04/2011
----------------	----------	------------

Provide information about each CoC member organization, including individuals that are part of the CoC planning process. For each member organization, provide information on the following:

- Organization name; Enter the name of the organization or individual. If the individual is a victim of domestic violence, do not enter their actual name.
- Type of membership; Public, private, or individual
- Type of organization
- Organization role in the CoC planning process
- Subpopulations represented; No more than 2 may be selected
- Services provided, if applicable

Name of organization or individual: On-Target Supplies & Logistics

Type of Membership: Private Sector
(public, private, or individual)

Type of Organization: Businesses
(Content depends on "Type of Membership" selection)

Role(s) of the organization: Committee/Sub-committee/Work Group
(select all that apply)

Subpopulation(s) represented by the organization: NONE
(No more than two subpopulations)

Does the organization provide direct services to homeless people? No

Services provided to homeless persons and families: Not Applicable
(select all that apply)

1D. Continuum of Care (CoC) Member Organizations Detail

Instructions:

Provide information about each CoC member organization, including individuals that are part of the CoC planning process. For each member organization, provide information on the following:

- Organization name; Enter the name of the organization or individual. If the individual is a victim of domestic violence, do not enter their actual name.
- Type of membership; Public, private, or individual
- Type of organization
- Organization role in the CoC planning process
- Subpopulations represented; No more than 2 may be selected
- Services provided, if applicable

Name of organization or individual: Strategic Justice Initiatives, Inc.

Type of Membership: Private Sector
(public, private, or individual)

Type of Organization: Faith-based organizations
(Content depends on "Type of Membership" selection)

Role(s) of the organization: Committee/Sub-committee/Work Group
(select all that apply)

Subpopulation(s) represented by the organization: NONE
(No more than two subpopulations)

Does the organization provide direct services to homeless people? Yes

Services provided to homeless persons and families: Counseling/Advocacy
(select all that apply)

1D. Continuum of Care (CoC) Member Organizations Detail

Instructions:

Exhibit 1 2010	Page 148	01/04/2011
----------------	----------	------------

Provide information about each CoC member organization, including individuals that are part of the CoC planning process. For each member organization, provide information on the following:

- Organization name; Enter the name of the organization or individual. If the individual is a victim of domestic violence, do not enter their actual name.
- Type of membership; Public, private, or individual
- Type of organization
- Organization role in the CoC planning process
- Subpopulations represented; No more than 2 may be selected
- Services provided, if applicable

Name of organization or individual: BB&T

Type of Membership: Private Sector
(public, private, or individual)

Type of Organization: Businesses
(Content depends on "Type of Membership" selection)

Role(s) of the organization: Committee/Sub-committee/Work Group
(select all that apply)

Subpopulation(s) represented by the organization: NONE
(No more than two subpopulations)

Does the organization provide direct services to homeless people? No

Services provided to homeless persons and families: Not Applicable
(select all that apply)

1D. Continuum of Care (CoC) Member Organizations Detail

Instructions:

Provide information about each CoC member organization, including individuals that are part of the CoC planning process. For each member organization, provide information on the following:

- Organization name; Enter the name of the organization or individual. If the individual is a victim of domestic violence, do not enter their actual name.
- Type of membership; Public, private, or individual
- Type of organization
- Organization role in the CoC planning process
- Subpopulations represented; No more than 2 may be selected
- Services provided, if applicable

Name of organization or individual: Walker, Celia

Type of Membership: Individual
(public, private, or individual)

Type of Organization: Other
(Content depends on "Type of Membership" selection)

Role(s) of the organization: Committee/Sub-committee/Work Group
(select all that apply)

Subpopulation(s) represented by the organization: NONE
(No more than two subpopulations)

Does the organization provide direct services to homeless people? No

Services provided to homeless persons and families: Not Applicable
(select all that apply)

1D. Continuum of Care (CoC) Member Organizations Detail

Instructions:

Exhibit 1 2010	Page 150	01/04/2011
----------------	----------	------------

Provide information about each CoC member organization, including individuals that are part of the CoC planning process. For each member organization, provide information on the following:

- Organization name; Enter the name of the organization or individual. If the individual is a victim of domestic violence, do not enter their actual name.
- Type of membership; Public, private, or individual
- Type of organization
- Organization role in the CoC planning process
- Subpopulations represented; No more than 2 may be selected
- Services provided, if applicable

Name of organization or individual: Castle, John

Type of Membership: Individual
(public, private, or individual)

Type of Organization: Other
(Content depends on "Type of Membership" selection)

Role(s) of the organization: Committee/Sub-committee/Work Group
(select all that apply)

Subpopulation(s) represented by the organization: NONE
(No more than two subpopulations)

Does the organization provide direct services to homeless people? No

Services provided to homeless persons and families: Not Applicable
(select all that apply)

1D. Continuum of Care (CoC) Member Organizations Detail

Instructions:

Exhibit 1 2010	Page 151	01/04/2011
----------------	----------	------------

Provide information about each CoC member organization, including individuals that are part of the CoC planning process. For each member organization, provide information on the following:

- Organization name; Enter the name of the organization or individual. If the individual is a victim of domestic violence, do not enter their actual name.
- Type of membership; Public, private, or individual
- Type of organization
- Organization role in the CoC planning process
- Subpopulations represented; No more than 2 may be selected
- Services provided, if applicable

Name of organization or individual: Green Oaks Behavioral Health Service

Type of Membership: Private Sector
(public, private, or individual)

Type of Organization: Hospitals/med representatives
(Content depends on "Type of Membership" selection)

Role(s) of the organization: Committee/Sub-committee/Work Group
(select all that apply)

Subpopulation(s) represented by the organization: Veterans, Seriously Mentally Ill
(No more than two subpopulations)

Does the organization provide direct services to homeless people? Yes

Services provided to homeless persons and families: Mental health, Alcohol/Drug Abuse
(select all that apply)

1E. Continuum of Care (CoC) Project Review and Selection Process

Instructions:

The CoC solicitation of projects and the project selection process should be conducted in a fair and impartial manner. For each of the following items, indicate all of the methods and processes the CoC used in the past year to assess the performance, effectiveness, and quality of all requested new and renewal project(s).

In addition, indicate if any written complaints have been received by the CoC regarding any CoC matter in the last 12 months, and how those matters were addressed and/or resolved.

Open Solicitation Methods: (select all that apply) f. Announcements at Other Meetings, e. Announcements at CoC Meetings, c. Responsive to Public Inquiries, b. Letters/Emails to CoC Membership, d. Outreach to Faith-Based Groups

Rating and Performance Assessment Measure(s): (select all that apply) b. Review CoC Monitoring Findings, g. Site Visit(s), k. Assess Cost Effectiveness, c. Review HUD Monitoring Findings, r. Review HMIS participation status, d. Review Independent Audit, j. Assess Spending (fast or slow), p. Review Match, i. Evaluate Project Readiness, e. Review HUD APR for Performance Results, n. Evaluate Project Presentation, h. Survey Clients, o. Review CoC Membership Involvement, f. Review Unexecuted Grants, a. CoC Rating & Review Committee Exists, m. Assess Provider Organization Capacity, l. Assess Provider Organization Experience

Voting/Decision-Making Method(s): (select all that apply) c. All CoC Members Present Can Vote, a. Unbiased Panel/Review Committee, d. One Vote per Organization, b. Consumer Representative Has a Vote, f. Voting Members Abstain if Conflict of Interest

Were there any written complaints received by the CoC regarding any matter in the last 12 months? No

If yes, briefly describe complaint and how it was resolved (limit 750 characters):

Not Applicable.

1F. Continuum of Care (CoC) Housing Inventory Count--Change in Beds Available

For each housing type, indicate if there was a change (increase or reduction) in the total number of beds counted in the 2010 Housing Inventory Count (HIC) as compared to the 2009 HIC. If there was a change, please describe the reasons in the space provided for each housing type. If the housing type does not exist in your CoC, please select "Not Applicable" and indicate that in the text box for that housing type.

Emergency Shelter: Yes

Briefly describe the reason(s) for the change in Emergency Shelter beds, if applicable (limit 750 characters):

The number of Emergency Shelter beds decreased, primarily due to a shift from ES to TH by some of our providers. For example, 24 Hour Club (63 beds), Soul's Harbor (55 beds) and Samaritan Inn (148 beds) changed the focus of their programs to a transitional housing model. In addition, 100 beds from Dallas International Street Church were removed and replaced with 45 Transitional Housing units. Also, CITY House, which used to provide emergency shelter for runaway & homeless youth now only accepts youth referred by the foster care system, who are not considered homeless based on HUD's definition. Finally, Mosaic House, which serves homeless refugees, re-opened 30 emergency shelter beds.

Safe Haven: Yes

Briefly describe the reason(s) for the change in Safe Haven beds, if applicable (limit 750 characters):

The number of Safe Haven beds increased. LifeNet Community Behavioral Healthcare opened a crisis residential facility in a suburban city which is designed to stabilize residents who have difficulty in traditional emergency shelters and prepare them for PSH. The project operates using the Safe Haven model.

Transitional Housing: Yes

Briefly describe the reason(s) for the change in Transitional Housing beds, if applicable (limit 750 characters):

An increase in Transitional Housing beds is shown over the 2009 number because several programs which used to provide emergency shelter shifted into a transitional housing model. As explained above in the Emergency Shelter section, , 24 Hour Club, Soul's Harbor, Samaritan Inn and Dallas International Street Church each moved to a TH model prior to January, 2010. Additionally, a mobile meal provider (Soupmobile, Inc.) began providing transitional housing. Finally, the City of Dallas designated 80 units for homeless ex-offenders in the Project Reconnect program.

Permanent Housing: Yes

Briefly describe the reason(s) for the change in Permanent Housing beds, if applicable (limit 750 characters):

Our overall Permanent Supportive Housing beds increased (+268), as did those designated specifically for Chronically Homeless individuals (+29) because 210 HUD VASH Vouchers were secured for individuals and 42 units (Pebbles Park Apartments) were secured for families and chronically homeless individuals through a partnership with the Dallas Housing Authority.

CoC certifies that all beds for homeless persons were included in the Housing Inventory Count (HIC) as reported on the Homelessness Data Exchange (HDX), regardless of HMIS participation and HUD funding: Yes

1G. Continuum of Care (CoC) Housing Inventory Count - Data Sources and Methods

Instructions:

Complete the following items based on data collection methods and reporting for the Housing Inventory Count (HIC), including Unmet need determination. The information should be based on a survey conducted in a 24-hour period during the last ten days of January 2010. CoCs were expected to report HIC data on the Homelessness Data Exchange (HDX).

Indicate the type of data sources or methods used to complete the housing inventory count: (select all that apply) Housing inventory survey

Indicate the steps taken to ensure the accuracy of the data collected and included in the housing inventory count: (select all that apply) Follow-up, Instructions, Updated prior housing inventory information, Confirmation, Training

Must specify other:

N / A

Indicate the type of data or method(s) used to determine unmet need: (select all that apply): Unsheltered count, HUD unmet need formula, HMIS data, Housing inventory, Stakeholder discussion

Specify "other" data types:

N / A

If more than one method was selected, describe how these methods were used together (limit 750 characters):

The HUD unmet need formula, HMIS data, and unsheltered count were utilized by the Continuum to establish a baseline for further discussion with community stakeholders about additional need. The stakeholder discussion was specifically utilized to determine the unmet need for Transitional Housing and Permanent Supportive Housing, as targeted use of HPRP funds has allowed us to more accurately assess the need for future development in these critical areas.

2A. Homeless Management Information System (HMIS) Implementation

Intructions:

All CoCs are expected to have a functioning Homeless Management Information System (HMIS). An HMIS is a computerized data collection application that facilitates the collection of information on homeless individuals and families using residential or other homeless services and stores that data in an electronic format. CoCs should complete this section in conjunction with the lead agency responsible for the HMIS. All information should reflect the status of HMIS implementation as of the date of application submission.

For additional instructions, refer to the ¿Exhibit 1 Detailed Instructions¿ which can be accessed on the left-hand menu bar.

Select the HMIS implementation coverage area:	Single CoC
Select the CoC(s) covered by the HMIS: (select all that apply)	TX-600 - Dallas City & County/Irving CoC
Is the HMIS Lead Agency the same as the CoC Lead Agency?	Yes
Does the CoC Lead Agency have a written agreement with the HMIS Lead Agency?	Yes
Has the CoC selected an HMIS software product?	Yes
If "No" select reason:	
If "Yes" list the name of the product:	MetSYS Database Management Software
What is the name of the HMIS software company?	MetSYS Inc.
Does the CoC plan to change HMIS software within the next 18 months?	Yes
Indicate the date on which HMIS data entry started (or will start): (format mm/dd/yyyy)	07/20/2000
Indicate the challenges and barriers impacting the HMIS implementation: (select all the apply):	HMIS unable to generate data quality reports, HMIS is unable to generate data for PIT counts for sheltered persons, HMIS unable to generate AHAR table shells, Inadequate bed coverage for AHAR participation, Poor data quality, Inability to integrate data from providers with legacy data systems, HMIS unable to generate APR data, No or low participation by non-HUD funded providers, HMIS unable to generate CoC- wide data or reports

If CoC indicated that there are no challenges or barriers impacting HMIS implementation, briefly describe either why CoC has no challenges or how all barriers have been overcome (limit 1000 characters).

N/A

If CoC identified one or more challenges or barriers impacting HMIS implementation, briefly describe how the CoC plans to overcome them (limit 1000 characters).

Metro Dallas Homeless Alliance (the CoC Lead) assumed operation of the local HMIS for the first time in April of 2010. Staff have been working with providers and the software firm to identify difficulty areas. In addition to some problems with the software package, we had difficulty with moving legacy data which was misplaced by the former grantee. Plans are in progress to change software systems. The CoC is committed to quality and full participation, and will carry out any steps necessary to ensure it can be done.

2B. Homeless Management Information System (HMIS) Lead Agency

Enter the name and contact information for the HMIS Lead Agency. This is the organization responsible for implementing the HMIS within a CoC. There may only be one HMIS Lead Agency per CoC.

Organization Name Metro Dallas Homeless Alliance

Street Address 1 1818 Corsicana St.

Street Address 2

City Dallas

State Texas

Zip Code 75201

Format: xxxxx or xxxxx-xxxx

Organization Type Non-Profit

If "Other" please specify

Is this organization the HMIS Lead Agency in more than one CoC? No

2C. Homeless Management Information System (HMIS) Contact Person

Enter the name and contact information for the primary contact person at the HMIS Lead Agency.

Prefix: Mr.

First Name Kevin

Middle Name/Initial

Last Name Franklin

Suffix

Telephone Number: 214-605-0254
(Format: 123-456-7890)

Extension

Fax Number: 214-243-2025
(Format: 123-456-7890)

E-mail Address: kfranklin@mdhadallas.org

Confirm E-mail Address: kfranklin@mdhadallas.org

2D. Homeless Management Information System (HMIS) Bed Coverage

Instructions:

HMIS bed coverage measures the level of provider participation in a CoC's HMIS. Participation in HMIS is defined as the collection and reporting of client level data either through direct data entry into the HMIS or into an analytical database that includes HMIS data on an at least annual basis.

HMIS bed coverage is calculated by dividing the total number of year-round beds located in HMIS-participating programs by the total number of year-round beds in the Continuum of Care (CoC), after excluding beds in domestic violence (DV) programs. HMIS bed coverage rates must be calculated separately for emergency shelters, transitional housing, and permanent supportive housing.

The 2005 Violence Against Women Act (VAWA) Reauthorization bill restricts domestic violence provider participation in HMIS unless and until HUD completes a public notice and comment process. Until the notice and comment process is completed, HUD does not require nor expect domestic violence providers to participate in HMIS. HMIS bed coverage rates are calculated excluding domestic violence provider beds from the universe of potential beds.

For additional instructions, refer to the Exhibit 1 Detailed Instructions which can be accessed on the left-hand menu bar.

Indicate the HMIS bed coverage rate (%) for each housing type within the CoC. If a particular housing type does not exist anywhere within the CoC, select "Housing type does not exist in CoC" from the drop-down menu.

* Emergency Shelter (ES) Beds	0-50%
* Safe Haven (SH) Beds	86%+
* Transitional Housing (TH) Beds	65-75%
* Permanent Housing (PH) Beds	86%+

How often does the CoC review or assess its HMIS bed coverage? At least Semi-annually

If bed coverage is 0-64%, describe the CoC's plan to increase this percentage during the next 12 months:

The CoC Lead agency (MDHA) took responsibility for HMIS beginning in April of 2010, to identify barriers to the successful implementation of HMIS and to encourage its use by non HUD-funded providers. MDHA, as lead agency, will offer a more comprehensive database, Empowered Case Management (ECM), which will allow the agencies within the CoC to use the database for more than HMIS-specific purposes. This will garner increased buy-in, especially from agencies that receive no HUD funding and those that receive ESG funds.

MDHA will implement weekly training sessions to cover HMIS software training. In addition, an additional weekly training session will be scheduled from an alternating list of HMIS-related activities, including but not limited to Privacy and Ethics, Data Security, Data Quality, Using Data Locally, HMIS as a Performance Assessment Tool, and Basic Computer Skills.

2E. Homeless Management Information System (HMIS) Data Quality

Instructions:

HMIS data quality refers to the extent that data recorded in an HMIS accurately reflects the extent of homelessness and homeless services in a local area. In order for the HMIS to present accurate and consistent information on homelessness, it is critical that an HMIS have the best possible representation of reality as it relates to homeless people and the programs that serve them. Specifically, it should be a CoCs goal to record the most accurate, consistent and timely information in order to draw reasonable conclusions about the extent of homelessness and the impact of homeless services in its local area. Answer the questions below related to the steps the CoC takes to ensure the quality of its data. In addition, CoCs will indicate their participation in the Annual Homelessness Assessment Report (AHAR) for 2009 and 2010 as well as whether or not they plan to contribute data to the Homelessness Pulse project in 2010.

For additional instructions, refer to the [Exhibit 1 Detailed Instructions](#) which can be accessed on the left-hand menu bar.

Indicate the percentage of unduplicated client records with null or missing values on a day during the last ten days of January 2010.

Universal Data Element	Records with no values (%)	Records where value is refused or unknown (%)
* Social Security Number	31%	0%
* Date of Birth	1%	0%
* Ethnicity	23%	0%
* Race	25%	0%
* Gender	2%	0%
* Veteran Status	25%	2%
* Disabling Condition	53%	0%
* Residence Prior to Program Entry	15%	0%
* Zip Code of Last Permanent Address	20%	0%
* Name	0%	0%

How frequently does the CoC review the quality of client level data? At least Monthly

How frequently does the CoC review the quality of program level data? At least Quarterly

Describe the process, extent of assistance, and tools used to improve data quality for agencies participating in the HMIS (limit 750 characters):

MetSYS and SYSAid are the tools that the CoC uses currently. SYSAid is a service request tool that allows HMIS users to report issues on an on-going basis. This tool is monitored at least ten hours per day. In addition, formal on-site trainings are conducted weekly. Data review and quality assurance reviews are performed daily. Conference calls and site visits are conducted as needed.

Describe the existing policies and procedures used to ensure that valid program entry and exit dates are recorded in the HMIS (limit 750 characters):

It is the agreed upon policy that Required assessments should be entered as soon as possible following the intake process and within 5 business days. Clients should be exited as soon as possible after program / service exit or no later than within 5 business days.

Indicate which reports the CoC or subset of the CoC submitted usable data: (Select all that apply) None

Indicate which reports the CoC or subset of the CoC plans to submit usable data: (Select all that apply) 2010 AHAR

Does your CoC plan to contribute data to the Homelessness Pulse project in 2010? No

2F. Homeless Management Information System (HMIS) Data Usage

Instructions:

CoCs can use HMIS data for a variety of applications. These include, but are not limited to, using HMIS data to understand the characteristics and service needs of homeless people, to analyze how homeless people use services, and to evaluate program effectiveness and outcomes.

In this section, CoCs will indicate the frequency in which it engages in the following.

- Integrating or warehousing data to generate unduplicated counts
- Point-in-time count of sheltered persons
- Point-in-time count of unsheltered persons
- Measuring the performance of participating housing and service providers
- Using data for program management
- Integration of HMIS data with data from mainstream resources

For additional instructions, refer to the [Exhibit 1 Detailed Instructions](#) which can be accessed on the left-hand menu bar.

Indicate the frequency in which the CoC uses HMIS data for each of the following:

Integrating or warehousing data to generate unduplicated counts:	Never
Point-in-time count of sheltered persons:	At least Annually
Point-in-time count of unsheltered persons:	At least Annually
Measuring the performance of participating housing and service providers:	At least Quarterly
Using data for program management:	Never
Integration of HMIS data with data from mainstream resources:	Never

2G. Homeless Management Information System (HMIS) Data and Technical Standards

Instructions:

In order to enable communities across the country to collect homeless services data consistent with a baseline set of privacy and security protections, HUD has published HMIS Data and Technical Standards. The standards ensure that every HMIS captures the information necessary to fulfill HUD reporting requirements while protecting the privacy and informational security of all homeless individuals.

Each CoC is responsible for ensuring compliance with the HMIS Data and Technical Standards. CoCs may do this by completing compliance assessments on a regular basis and through the development of an HMIS Policy and Procedures manual. In the questions below, CoCs are asked to indicate the frequency in which they complete compliance assessment.

For additional instructions, refer to the [Exhibit 1 Detailed Instructions](#) which can be accessed on the left-hand menu bar.

For each of the following HMIS privacy and security standards, indicate the frequency in which the CoC and/or HMIS Lead Agency complete a compliance assessment:

* Unique user name and password	At least Monthly
* Secure location for equipment	At least Monthly
* Locking screen savers	At least Monthly
* Virus protection with auto update	At least Monthly
* Individual or network firewalls	At least Monthly
* Restrictions on access to HMIS via public forums	At least Monthly
* Compliance with HMIS Policy and Procedures manual	At least Quarterly
* Validation of off-site storage of HMIS data	At least Monthly

How often does the CoC Lead Agency assess compliance with the HMIS Data and Technical Standards? At least Monthly

How often does the CoC Lead Agency aggregate data to a central location (HMIS database or analytical database)? At least Monthly

Does the CoC have an HMIS Policy and Procedures manual? Yes

If 'Yes' indicate date of last review or update by CoC: 03/23/2010

If 'No' indicate when development of manual will be completed (mm/dd/yyyy):

2H. Homeless Management Information System (HMIS) Training

Instructions:

Providing regular training opportunities for homeless assistance providers that are participating in a local HMIS is a way that CoCs can ensure compliance with the HMIS Data and Technical Standards. In the section below, CoCs will indicate how frequently they provide certain types of training to HMIS participating providers.

For additional instructions, refer to the [Exhibit 1 Detailed Instructions](#) which can be accessed on the left-hand menu bar.

Indicate the frequency in which the CoC or HMIS Lead Agency offers each of the following training activities:

* Privacy/Ethics training	At least Monthly
* Data Security training	At least Monthly
* Data Quality training	At least Monthly
* Using Data Locally	At least Monthly
* Using HMIS data for assessing program performance	At least Monthly
* Basic computer skills training	At least Monthly
* HMIS software training	At least Monthly

2I. Continuum of Care (CoC) Sheltered Homeless Population & Subpopulation: Point-In-Time (PIT) Count

Instructions:

Although CoCs are only required to conduct a one-day point-in-time count every two years, HUD strongly encourages CoCs to conduct a point-in-time count annually, if resources allow. The purpose of the point-in-time count is to further understand the number and characteristics of people sleeping in shelters, on the streets, or in other locations not meant for human habitation.

Below, CoCs will indicate how frequently they will conduct a point-in-time count and what percentage of their homeless service providers participate. CoCs are also asked to describe whether or not there were differences between the most recent point-in-time count and the one prior. CoCs should indicate in the narrative which years they are comparing.

How frequently does the CoC conduct a point-in-time count? annually (every year)

Enter the date in which the CoC plans to conduct its next point-in-time count: 01/28/2010
(mm/dd/yyyy)

Indicate the percentage of homeless service providers supplying population and subpopulation data for the point-in-time count that was collected via survey, interview, and/or HMIS.

Emergency Shelter: 90-99%
Transitional Housing: 90-99%

Comparing the most recent point-in-time count to the previous point-in-time count, describe any factors that may have resulted in an increase, decrease, or no change in both the sheltered and unsheltered population counts (limit 1500 characters).

The Dallas / Collin County CoC experienced only a very slight increase in our homeless population (from 3,701 in 2009 to 3,710 in 2010). Although we were anticipating a larger increase based on economic conditions, it is believed that both populations held level based on 3 factors:

1. The effort by The Bridge Homeless Assistance Center to find housing for homeless persons as soon as possible.
2. The increase in Permanent Supportive Housing Beds (252 PSH bed increase by January of 2010).
3. The targeted use of HPRP funds toward homeless prevention.

2J. Continuum of Care (CoC) Sheltered Homeless Population & Subpopulations:Methods

Instructions:

Accuracy of the data reported in point-in-time counts is vital. Data produced from these counts must be based on reliable methods and not on *guessimates*. CoCs may use one or more methods to count sheltered homeless persons. This form asks CoCs to identify and describe which method(s) they use to conduct their point-in-time counts. The description should demonstrate how the method(s) was used to produce an accurate count.

For additional instructions, refer to the *Exhibit 1 Detailed Instructions* which can be accessed on the left-hand menu bar.

**Indicate the method(s) used to count sheltered homeless persons during the last point-in-time count:
(Select all that apply):**

Survey Providers:	<input checked="" type="checkbox"/>
HMIS:	<input type="checkbox"/>
Extrapolation:	<input type="checkbox"/>
Other:	<input type="checkbox"/>

If Other, specify:

N/A

Describe the methods used by the CoC, as indicated above, to collect data on the sheltered homeless population during the most recent point-in-time count. Response should indicate how the method(s) selected above were used in order to produce accurate data (limit 1500 characters).

The number of homeless individuals, family units and persons in families was collected from each sheltered population provider, regardless of whether sub-population data was given by that provider or whether that provider was entering information into HMIS. The Count was produced from this number.

By ensuring that every homeless person who was occupying a bed in an established emergency shelter, transitional housing facility or safe haven on the Housing Inventory Chart, the CoC ensured that the count of persons was accurate.

2K. Continuum of Care (CoC) Sheltered Homeless Population and Subpopulation: Data Collection

Instructions:

CoCs are required to produce data on seven subpopulations. These subpopulations are the chronically homeless, severely mentally ill, chronic substance abuse, veterans, persons with HIV/AIDS, victims of domestic violence, and unaccompanied youth (under 18). Subpopulation is required for sheltered homeless persons and optional for unsheltered homeless persons, with the exception of chronically homeless persons. Sheltered chronically homeless people are those living in emergency shelters only.

In the 2010 CoC NOFA, the definition of Chronically Homeless Person has been expanded to include families with at least one adult member who has a disabling condition. The family must meet all the other standards for chronic homelessness in Section 4.d. of the 2010 NOFA, Definitions and Concepts. Because the definition of chronically homeless at the time of either the 2009 or 2010 point-in-time count was still limited to individuals, CoCs are only reporting on that data on this section of the Exhibit 1.

CoCs may use a variety of methods to collect subpopulation information on sheltered homeless persons and may employ more than one in order to produce the most accurate data. This form asks CoCs to identify and describe which method(s) they use to gather subpopulation information for sheltered populations during the most recent point-in-time count. The description should demonstrate how the method(s) was used to produce an accurate count.

For additional instructions, refer to the 'Exhibit 1 Detailed Instructions' which can be accessed on the left-hand menu bar.

Indicate the method(s) used to gather and calculate subpopulation data on sheltered homeless persons (select all that apply):

HMIS	
HMIS plus extrapolation:	
Sample of PIT interviews plus extrapolation:	
Sample strategy:	
Provider expertise:	
Interviews:	X
Non-HMIS client level information:	X
None:	
Other:	X

If Other, specify:

Surveys were conducted with each individual or Head of Household who agreed to be interviewed in order to give each member of the homeless population an opportunity to provide information, regardless of whether that household had been entered into HMIS. By utilizing this method, the CoC gained a broader understanding of the sub-populations present in the community, and the unmet needs identified by those sub-populations. Residents from 91% of Emergency Shelter providers and 93% of Transitional Housing providers were asked to provide sub-population information. Data from those sheltered persons who were interviewed was then applied to the entire sheltered population represented in the total count.

Describe the methods used by the CoC, as indicated above, to collect data on the sheltered homeless subpopulations during the most recent point-in-time count. Response should indicate how the method(s) selected above were used in order to produce accurate data on all of the sheltered subpopulations (Limit 1500 characters).

In order to collect sub-population data for the sheltered population, surveys were prepared and distributed to area emergency shelter and transitional living facilities in Dallas and Collin Counties. Surveys, printed in English and Spanish, were created as self-reports, and were completed either by homeless individuals themselves or with the help of program staff. Many of the questions presented on the survey are collected in HMIS, but some of the information is not, and is still used by the community to assess our homeless population, including needs and gaps. This method was chosen to capture an accurate and broad representation of the sheltered population (91% of Emergency Shelter providers, 93% of Transitional Housing providers participated), which could then be applied to the overall sheltered count.

2L. Continuum of Care (CoC) Sheltered Homeless Population and Subpopulation: Data Quality

Instructions:

The data collected during point-in-time counts is vital for both CoCs and HUD. Communities need accurate data to determine the size and scope of homelessness at the local level, plan services and programs to appropriately address local needs, and measure progress in addressing homelessness. HUD needs accurate data to understand the extent and nature of homelessness throughout the country, provide Congress and OMB with information on services provided, gaps in service, and performance, and to inform funding decisions. Therefore, it is vital that the quality of data reported is high. CoCs may undertake one or more actions to improve the quality of the sheltered population data. This form asks CoCs to identify the steps they take to ensure data quality.

For additional instructions, refer to the [Exhibit 1 Detailed Instructions](#) which can be accessed on the left-hand menu bar.

Indicate the steps taken by the CoC to ensure the quality of the data collected for the sheltered population count: (select all that apply)

Instructions:	<input type="checkbox"/>
Training:	<input checked="" type="checkbox"/>
Remind/Follow-up	<input checked="" type="checkbox"/>
HMIS:	<input type="checkbox"/>
Non-HMIS de-duplication techniques:	<input checked="" type="checkbox"/>
None:	<input type="checkbox"/>
Other:	<input type="checkbox"/>

If Other, specify:

N/A

If selected, describe the non-HMIS de-duplication techniques used by the CoC to ensure the data quality of the sheltered persons count (limit 1000 characters).

Instructions, Training and Follow-up all emphasized that the Homeless Count was to be conducted from 7:00 P.M. - 12:00 A.M. on the night of the census. This is the best method to prevent count duplication in Dallas & Collin Counties, as Emergency Shelter providers do not accept residents after 7:00 P.M., so residents who were counted during this time period were in that facility for the remainder of the night.

2M. Continuum of Care (CoC) Unsheltered Homeless Population and Subpopulation: Methods

Instructions:

Accuracy of the data reported in point-in-time counts is vital. Data produced from these counts must be based on reliable methods and not on *guesstimates*. CoCs may use one or more methods to count unsheltered homeless persons. This form asks CoCs to identify which method(s) they use to conduct their point-in-time counts.

For additional instructions, refer to the *Exhibit 1 Detailed Instructions* which can be accessed on the left-hand menu bar.

**Indicate the method(s) used to count unsheltered homeless persons:
(select all that apply)**

Public places count:	<input checked="" type="checkbox"/>
Public places count with interviews:	<input checked="" type="checkbox"/>
Service-based count:	<input type="checkbox"/>
HMIS:	<input type="checkbox"/>
Other:	<input type="checkbox"/>

If Other, specify:

N/A

2N. Continuum of Care (CoC) Unsheltered Homeless Population and Subpopulation - Level of Coverage

Instructions:

CoCs may employ numerous approaches when counting unsheltered homeless people. CoCs first need to determine where they will look to count this population. They may canvass an entire area or only those locations where homeless persons are known to sleep for example. This form asks CoCs to indicate the level of coverage they incorporate when conducting their unsheltered count.

For additional instructions, refer to the *Exhibit 1 Detailed Instructions* which can be accessed on the left-hand menu bar.

Indicate where the CoC located the unsheltered homeless persons (level of coverage) that were counted in the last point-in-time count: A Combination of Locations

If Other, specify:

N/A

20. Continuum of Care (CoC) Unsheltered Homeless Population and Subpopulation - Data Quality

Instructions:

The data collected during point-in-time counts is vital for both CoCs and HUD. Communities need accurate data to determine the size and scope of homelessness at the local level, plan services and programs to appropriately address local needs, and measure progress in addressing homelessness. HUD needs accurate data to understand the extent and nature of homelessness throughout the country, provide Congress and OMB with information on services provided, gaps in service, and performance, and to inform funding decisions. Therefore, it is vital that the quality of data reported is high. CoCs may undertake one or more actions to improve the quality of the unsheltered population data. This form asks CoCs to identify the steps they take to ensure data quality.

All CoCs should be engaging in activities to reduce the occurrence of counting unsheltered persons more than once during a point-in-time count. These strategies are known as de-duplication techniques. De-duplication techniques should always be implemented when the point-in-time count extends beyond one night or takes place during the day at service locations used by homeless people that may or may not use shelters. On this form, CoCs are asked to describe their de-duplication techniques. Finally, CoCs are asked to describe their outreach efforts to identify and engage homeless individuals and families.

For additional instructions, refer to the *Exhibit 1 Detailed Instructions* which can be accessed on the left-hand menu bar.

**Indicate the steps taken by the CoC to ensure the quality of the data collected for the unsheltered population count:
(select all that apply)**

Training:	<input checked="" type="checkbox"/>
HMIS:	<input type="checkbox"/>
De-duplication techniques:	<input checked="" type="checkbox"/>
Other:	<input type="checkbox"/>

If Other, specify:

N / A

Describe the techniques used by the CoC to reduce the occurrence of counting unsheltered homeless persons more than once during the most recent point-in-time count (limit 1500 characters):

Training for the outdoor count adjourned at 6:45 P.M. and emphasized that the Homeless Count & Census was to be conducted from 7:00 P.M. - 12:00 A.M. on the night of the census. This is the best method to prevent count duplication in Dallas & Collin Counties, as most Emergency Shelter providers do not accept residents after 7:00 P.M., so residents who were counted and / or interviewed outdoors during this time period were outdoors for the remainder of the night (although indoor housing options were shared with those encountered outdoors). Teams were assigned to different areas based on police districts, so that they would not inadvertently count or interview the same person(s) more than once. Each outdoor team was also sent with a police escort, and police were able to use their radios to communicate which locations had been covered and which still needed to be.

Describe the CoCs efforts to reduce the number of unsheltered homeless households with dependent children. Discussion should include the CoCs outreach plan (limit 1500 characters):

The Dallas City & County / Irving CoC makes several efforts to ensure that households with dependent children are immediately linked with safe, stable housing options. These efforts include:

Publicizing of the 24-Hour 211 Information Hotline.

Outreach provided by the City of Dallas Crisis Intervention Team, Adapt, Metrocare Services, VA for veterans & Promise House for unaccompanied youth.

Publication and wide distribution of laminated "pocket pal" guides, which provide information about how to access shelter, services & other basic needs. Education of law enforcement personnel about available housing and shelter options for homeless families and victims of domestic violence. As a result of these efforts, we found NO families with minor children outdoors on the night of the 2010 homeless count.

Describe the CoCs efforts to identify and engage persons that routinely sleep on the streets or other places not meant for human habitation (limit 1500 characters):

Outreach efforts by the City of Dallas Crisis Intervention Team, Adapt, Metrocare Services, VA for veterans and Promise House specifically focus on locating unsheltered individuals and engaging them in housing and / or treatment. The opening of The Bridge Homeless Assistance Center in May of 2008 has enhanced the CoC's ability to engage chronically homeless individuals with a unique low-demand central entry point to services & housing. In addition, the operation of 20 additional units of housing that utilize the Safe Haven model by LifeNet Community

Behavioral Healthcare has provided another housing option for those who are on the streets and need a program to accommodate their special needs in a more individualized setting than would be possible in an emergency shelter.

3A. Continuum of Care (CoC) Strategic Planning Objectives

Objective 1: Create new permanent housing beds for chronically homeless persons.

Instructions:

Ending chronic homelessness continues to be a HUD priority. CoCs can do this by creating new permanent housing beds that are specifically designated for this population. In the 2010 NOFA, a chronically homeless person is defined as an unaccompanied homeless individual with a disabling condition or a family with at least one adult member who has a disabling condition who has either been continuously homeless for at least a year OR has had at least four episodes of homelessness in the past three (3) years.

On this section, CoCs are to describe their short-term and long-term plans for creating new permanent housing beds for chronically homeless persons that meet the definition in the 2010 CoC NOFA. In addition, CoCs will indicate the current number of permanent housing beds designated for chronically homeless persons. This number should match the number of beds reported in the 2010 Housing Inventory Count (HIC) and entered onto the Homeless Data Exchange (HDX). CoCs will then enter number of permanent housing beds they expect to have in place in 12-months, 5-years, and 10-years. These future estimates should be based on the definition of chronically homeless in the 2010 CoC NOFA.

For additional instructions, refer to the 'Exhibit 1 Detailed Instructions' which can be accessed on the left-hand menu bar.

Describe the CoCs short-term (12-month) plan to create new permanent housing beds for persons that meet HUD's definition of chronically homeless (limit 1000 characters).

We are applying for an additional 25 units of Permanent Supportive Housing for Chronically Homeless individuals and 13 chronically homeless families through this year's CoC application, and have created partnerships with the City of Dallas Housing Department and our Local PHA to designate additional beds & projects for our Chronically Homeless population. At the time of this writing, several new opportunities are in the early development phase, including additional housing choice vouchers set aside by the local PHA and approximately 100 more VASH vouchers, some of which may be designated for chronically homeless households.

Describe the CoCs long-term (10-year) plan to create new permanent housing beds for persons that meet HUD's definition of chronically homeless (limit 1000 characters).

We will utilize new and redistribute current Continuum of Care funds based on local priorities for additional PSH for Chronically Homeless persons, as well as continued work with the PHA and City of Dallas Housing department described above. Dallas' City Council passed an amendment to our 10-Year Plan in January of 2009 to create an additional 700 units of Permanent Supportive Housing by 2014, so Council members are invested in our success. MDHA also plans to create an updated housing plan to account for the inclusion of families due to the recent expansion of the chronic homeless definition.

How many permanent housing beds do you currently have in place for chronically homeless persons?	737
In 12-months, how many permanent housing beds designated for the chronically homeless do you plan to have in place and available for occupancy?	812
In 5-years, how many permanent housing beds designated for the chronically homeless do you plan to have in place and available for occupancy?	1,000
In 10-years, how many permanent housing beds designated for the chronically homeless do you plan to have in place and available for occupancy?	1,300

3A. Continuum of Care (CoC) Strategic Planning Objectives

Objective 2: Increase the percentage of participants remaining in CoC funded permanent housing projects for at least six months to 77 percent or more.

Instructions:

Increasing the self-sufficiency and stability of permanent housing program participants is an important outcome measurement of HUD's homeless assistance programs. Each SHP-PH and S+C project is expected to report the percentage of participants remaining in permanent housing for more than six months on its Annual Progress Report (APR). CoCs then use this data from all of its permanent housing projects to report on the overall CoC performance on form 4C. Continuum of Care (CoC) Housing Performance.

On this section, CoCs are to describe short-term and long-term plans for increasing the percentage of participants remaining in all of its CoC funded permanent housing projects (SHP-PH or S+C) to at least 77 percent. In addition, CoCs will indicate the current percentage of participants remaining in these projects, as indicated on form 4C, as well as the expected percentage in 12-months, 5-years, and 10-years. CoCs that do not have any CoC funded permanent housing projects (SHP-PH or S+C) for which an APR was required, should indicate this in both of the narratives below and enter 0 in the first numeric field below.

For additional instructions, refer to the Exhibit 1 Detailed Instructions which can be accessed on the left-hand menu bar.

Describe the CoCs short-term (12-month) plan to increase the percentage of participants remaining in CoC funded permanent housing projects for at least six months to 77 percent or higher (limit 1000 characters).

In order to improve our success in this area, we will evaluate projects based on how well they retain residents, and utilize the feedback provided by current and former residents to ensure that conditions are favorable to longevity for each household. In addition, we will encourage PSH providers to keep residents in PSH longer, instead of shifting them to subsidized housing which is not funded through the CoC.

Describe the CoCs long-term (10-year) plan to increase the percentage of participants remaining in CoC funded permanent housing for at least six months to 77 percent or higher (limit 1000 characters).

We will continue to evaluate projects based on how well they retain residents, and utilize the feedback provided by current and former residents to ensure that conditions are favorable to longevity for each household. Each new and renewal project will be reviewed for quality service provision, and will need to demonstrate capacity to perform these functions to the highest standard possible.

What is the current percentage of participants remaining in CoC funded permanent housing projects for at least six months? 72

In 12-months, what percentage of participants will have remained in CoC funded permanent housing projects for at least six months? 79

In 5-years, what percentage of participants will have remained in CoC funded permanent housing projects for at least six months? 80

In 10-years, what percentage of participants will have remained in CoC funded permanent housing projects for at least six months? 80

3A. Continuum of Care (CoC) Strategic Planning Objectives

Objective 3: Increase the percentage of participants in CoC funded transitional housing that move into permanent housing to 65 percent or more.

Instructions:

The ultimate objective of transitional housing is to help homeless families and individuals obtain permanent housing and self-sufficiency. Each SHP-TH project is expected to report the percentage of participants moving to permanent housing on its Annual Progress Report (APR). CoCs then use this data from all of its CoC funded transitional housing projects to report on the overall CoC performance on form 4C. Continuum of Care (CoC) Housing Performance.

On this section, CoCs are to describe short-term and long-term plans for increasing the percentage of transitional housing participants moving from its SHP-TH projects into permanent housing to at least 65 percent. In addition, CoCs will indicate the current percentage of SHP-TH project participants moving into permanent housing as indicated on form 4C, as well as the expected percentage in 12-months, 5-years, and 10-years. CoCs that do not have any CoC funded transitional housing projects (SHP-TH) for which an APR was required, should indicate this in both of the narratives below and enter 0 in the first numeric field below.

For additional instructions, refer to the Exhibit 1 Detailed Instructions which can be accessed on the left-hand menu bar.

Describe the CoCs short-term (12-month) plan to increase the percentage of participants in CoC funded transitional housing projects that move to permanent housing to 65 percent or more (limit 1000 characters).

In order to maintain our current success in this area, the CoC will continue to work with our local PHA and cultivate relationships with other property managers to locate safe, affordable housing placements for Transitional Housing residents to move into, and connect those residents to the available options. Current efforts have yielded a 5% increase in the past 12 months, from 68% moving to permanent housing in 2009 to 73% in 2010.

Describe the CoCs long-term (10-year) plan to increase the percentage of participants in CoC funded transitional housing projects that move to permanent housing to 65 percent or more (limit 1000 characters).

The CoC is in the process of examining issues related to the successful movement of families from TH into more sustainable permanent housing. Among the recommendations we are addressing are:
Continued cultivation of affordable housing units as described above
Flexible, affordable child care for residents moving to permanent housing, and
mental health care that focuses on the family system.

What is the current percentage of participants in CoC funded transitional housing projects will have moved to permanent housing? 73

In 12-months, what percentage of participants in CoC funded transitional housing projects will have moved to permanent housing? 75

Exhibit 1 2010	Page 181	01/04/2011
----------------	----------	------------

In 5-years, what percentage of participants in CoC funded transitional housing projects will have moved to permanent housing? 77

In 10-years, what percentage of participants in CoC funded transitional housing projects will have moved to permanent housing? 80

3A. Continuum of Care (CoC) Strategic Planning Objectives

Objective 4: Increase percentage of participants in all CoC funded projects that are employed at program exit to 20 percent or more.

Instructions:

Employment is a critical step for homeless persons to achieve greater self-sufficiency, which represents an important outcome that is reflected both in participants' lives and the health of the community. Each CoC funded project (excluding HMIS dedicated projects only) is expected to report the percentage of participants employed at exit on its Annual Progress Report (APR). CoCs then use this data from all of its non-HMIS projects to report on the overall CoC performance on form 4D. Continuum of Care (CoC) Enrollment in Mainstream Programs and Employment Information.

On this section, CoCs are to describe short-term and long-term plans for increasing the percentage of all CoC funded program participants that are employed at exit to at least 20 percent. In addition, CoCs will indicate the current percentage of project participants that are employed at exit, as reported on 4D, as well as the expected percentage in 12-months, 5-years, and 10-years. CoCs that do not have any CoC funded non-HMIS projects (SHP-PH, SHP-TH, SHP-SH, SHP-SSO, or S+C TRA/SRA/PRA/SRO) which an APR was required, should indicate this in both of the narratives below and enter 0 in the first numeric field below.

For additional instructions, refer to the Exhibit 1 Detailed Instructions which can be accessed on the left-hand menu bar.

Describe the CoCs short-term (12-month) plan to increase the percentage of participants in all CoC funded projects that are employed at program exit to 20 percent or more (limit 1000 characters).

Many of the CoC's housing programs (particularly Transitional Housing programs) already include successful employment as part of the program design. We as a continuum understand the importance of long-term employment at a living wage in the successful end to the cycle of homelessness. We will continue to provide targeted job-readiness and job-seeker services for homeless individuals and family members who are able to work, and are proud of our ability to maintain success despite the current economic downturn.

Describe the CoCs long-term (10-year) plan to increase the percentage of participants in all CoC funded projects that are employed at program exit to 20 percent or more (limit 1000 characters).

The CoC will continue our partnership with area municipalities which have received ARRA funds targeted toward job creation and education. A representative from the Texas Workforce Commission is on-site at The Bridge Homeless Assistance Center providing regular job-seeker services, as well. Using these partnerships now and in the future, we are hopeful that our success in this area will continue to grow each year.

What is the current percentage of participants in all CoC funded projects that are employed at program exit? 32

Exhibit 1 2010	Page 183	01/04/2011
----------------	----------	------------

In 12-months, what percentage of participants in all CoC funded projects will be employed at program exit? 35

In 5-years, what percentage of participants in all CoC funded projects will be employed at program exit? 40

In 10-years, what percentage of participants in all CoC funded projects will be employed at program exit? 45

3A. Continuum of Care (CoC) Strategic Planning Objectives

Objective 5: Decrease the number of homeless households with children.

Instructions:

Ending homelessness among households with children, particularly for those households living on the streets or other places not meant for human habitation, is an important HUD priority. CoCs can accomplish this goal by creating new beds and/or providing additional supportive services for this population.

On this section, CoCs are to describe short-term and long-term plans for decreasing the number of homeless households with children, particularly those households that are living on the streets or other places not meant for human habitation. In addition, CoCs will indicate the current total number of households with children that was reported on their most recent point-in-time count. CoCs will also enter the total number of homeless households with children that they expect to be able to report in 12-months, 5-years, and 10-years.

For additional instructions, refer to the *Exhibit 1 Detailed Instructions* which can be accessed on the left-hand menu bar.

Describe the CoCs short-term (12-month) plan to decrease the number of homeless households with children. (limit 1000 characters)

The CoC is in the process of examining issues related to homeless prevention and the successful movement of families from homelessness into more sustainable permanent housing. Among the recommendations we are addressing are:
Use of HPRP funds to identify and prevent homelessness for families impacted by the recession.
Continued cultivation of affordable housing units with our local PHA and other property managers.
Flexible, affordable child care for residents moving to Permanent Housing, and Mental health care that focuses on the family system.
Advocacy for the creation and enforcement of more jobs with a living wage.

Describe the CoCs long-term (10-year) plan to decrease the number of homeless households with children. (limit 1000 characters)

Use of HPRP funds to identify and prevent homelessness for families impacted by the recession.
Continued cultivation of affordable housing units with our local PHA and other property managers.
Flexible, affordable child care for residents moving to Permanent Housing, and Mental health care that focuses on the family system.
Advocacy for the creation and enforcement of more jobs with a living wage.

What is the current total number of homeless households with children, as reported on the most recent point-in-time count? 433

In 12-months, what will be the total number of homeless households with children? 420

In 5-years, what will be the total number of homeless households with children? 350

In 10-years, what will be the total number of homeless households with children? 250

3B. Continuum of Care (CoC) Discharge Planning

Instructions:

The McKinney-Vento Act requires that State and local governments have policies and protocols in place to ensure that persons being discharged from a publicly- funded institution or system of care are not discharged immediately into homelessness. To the maximum extent practicable, Continuums of Care should demonstrate how they are coordinating with and/or assisting in State or local discharge planning efforts to ensure that discharged persons are not released directly onto the streets, homeless shelters, or into other McKinney-Vento homeless assistance programs (SHP, S+C, or SRO). For each system of care, CoCs are to address the following:

What: Describe the efforts that the CoC has taken to ensure that persons are not routinely discharged into homelessness. For foster care, CoCs should be specifically addressing the discharge of youth aging out of foster care. If there is a State mandate that requires publicly funded institutions to ensure appropriate housing placement, which does not include homelessness, please indicate this in the applicable narrative.

Where: Indicate where persons routinely go upon discharge. Response should identify alternative housing options that are available for discharged persons other than the streets, shelters, and/or McKinney-Vento homeless assistance programs.

Who: Identify stakeholders and/or collaborating agencies that are responsible for ensuring that persons being discharged from a system of care are not routinely discharged into homelessness.

For additional instructions, refer to the [Exhibit 1 Detailed Instructions](#) which can be accessed on the left-hand menu bar.

For each system of care identified below, describe the CoC's efforts in coordinating with and/or assisting in the development of local discharge planning policies that ensure persons are not routinely discharged into homelessness, including the streets, shelters, or other McKinney-Vento homeless assistance housing programs. Please review all instructions to ensure that each narrative is fully responsive. (limit 1500 characters)

Foster Care (Youth Aging Out):

The foster care system in Texas is woefully overloaded. However, it is policy and practice to prepare youth for discharge through the provision of independent living skills training and personal developmental opportunities while still in foster care such as the Preparation for Adult Living (PAL) Program. Discharge planning is the responsibility of the state case manager as well as the staff of any provider or foster home where the youth resides. Youth are eligible for Transitional Living Allowance (TLA) funding from child protective services and housing programs from the Transitional Living Program (TLP). Hopefully, the youth/young adult can return to their family; however, if housing is needed, the CoC endorses and agrees to the TLA and TLP programs being paired as appropriate so that the youth/young adult can be served or housed either in affordable housing or with a non-profit or faith-based organization within the community rather than being thrust immediately on their own. Some youth / young adults are eligible to receive Educational and Training Vouchers upon discharge.

As part of the 2008 application, a document from the Texas Department of Family & Protective Services was attached to the Exhibit 1 which can be read for more information.

Exhibit 1 2010	Page 187	01/04/2011
----------------	----------	------------

Health Care:

The CoC and local health facilities work together closely regarding discharge planning and have agreed that when a homeless or indigent patient is ready for discharge, a caseworker or discharge planner contacts the patient's family or relative and informs the family or relative about the patient's discharge date and time. They arrange for transportation and accommodation needs. If the patient has no family or relative, patients with limited income such as Social Security Income or Social Security Disability Insurance benefits are referred to housing through local room and board facilities or placed in low-income apartments. Persons with mental illness who are discharged from a psychiatric treatment facility are assigned to a mental health service provider for treatment. Providers are contacted by hospital social work staff to arrange intake appointments and provide transportation as necessary. As a last resort, caseworker or discharge planner contact The Bridge Homeless Assistance Center, which has a special needs care area (16 beds) for medically fragile homeless individuals who need short-term care after their hospital stay before living independently. Staff at The Bridge then assist them to locate an appropriate housing option. Protocol from the Administrative Procedure Manual for Parkland Health & Hospital System (PHHS), the public hospital serving the local CoC area, was attached to the 2008 Exhibit 1.

Mental Health:

It is the practice of Terrell State Hospital not to discharge to any facility that is not licensed. As a result, discharges are never made to the street or emergency shelters, as these are not licensed discharge locations. It is the responsibility of the Utilization Management (UM) staff at Terrell State Hospital and the Local Mental Health Authority (LMHA) to find appropriate placement for each patient. Appropriate discharge plans can include licensed boarding homes or care facilities or home placement, so long as the patient is under the care of an authorized physician. A document taken from the Utilization Management Agreement contract between Terrell State Hospital and the LMHA, was attached to the 2008 Exhibit 1 and explains this policy more fully.

Corrections:

The Texas State Prison System houses a special Huntsville Placement & Release Unit (HPRU) which is tasked with ensuring that prisoners being released from custody are discharged to a specific location. This includes travel arrangements to the location of release, assurance that the releasee will be picked up at that location, and assurance that the releasee has a proper living arrangement. Most of the time, this is to a home or private residence, which a member of the HPRU will confirm with a member of the household prior to release. If the household refuses, the prisoner is released to a residential re-entry center, which is pre-arranged and paid for by the State. Because this must be a pre-arranged placement, individuals are never knowingly released to the streets or McKinney-Vento eligible locations. The Operating Procedure from the Texas Department of Criminal Justice - Parole Division was attached to the 2008 Exhibit 1. It explains the protocol in greater detail.

3C. Continuum of Care (CoC) Coordination

Instructions:

A CoC should regularly assess its local homeless assistance system and identify shortcomings and unmet needs. One way in which a CoC can improve itself is through long-term strategic planning. CoCs are encouraged to establish specific goals and then implement short-term action steps. Because of the complexity of existing homeless systems and the need to coordinate multiple funding sources and priorities, there are often multiple long-term strategic planning groups. It is imperative for CoCs to coordinate, as appropriate, with each of these existing strategic planning groups to meet local needs.

For additional instructions, refer to the *Exhibit 1 Detailed Instructions* which can be accessed on the left-hand menu bar.

Does the Consolidated Plan for the jurisdiction(s) that make up the CoC include the CoC strategic plan goals for addressing homelessness? Yes

If yes, list the goals in the CoC strategic plan that are included in the Consolidated Plan: Increase Permanent Supportive Housing by 700 units in 10 years. NOTE: This is an ongoing goal which was initially set in 2004.

Describe how the CoC is participating in or coordinating with the local Homeless Prevention and Rapid re-housing Program (HPRP) initiative, as indicated in the substantial amendment to the Consolidated Plan 2009 Action Plan (1500 character limit):

Metro Dallas Homeless Alliance (The CoC Lead) has coordinated the local recipients and sub-recipients in 6 entitlement communities (Cities of Dallas, Irving, Garland, Plano, Grand Prairie, Dallas County & State of Texas). We have called together several meetings to determine local priorities and focused sub-populations, and ensure a standardized intake form, information sharing process (HMIS), and referral system (through a CoC-wide directory) are now in place. Regular meetings have been scheduled with recipients and sub-recipients to monitor progress and share pertinent information. The information gleaned is being used to create a long-term systems change strategy in preparation for the upcoming changes implemented through the HEARTH Act.

Describe how the CoC is participating in or coordinating with any of the following: Neighborhood Stabilization Program (NSP) initiative, HUD VASH, or other HUD managed American Reinvestment and Recovery Act programs (2500 character limit)?

MDHA has worked with the City of Dallas Housing department to advocate for the use of NSP funds in the creation of supportive housing. No specific funds have been designated for that purpose, but supportive housing providers and developers were invited to submit applications. VASH outreach workers are located at The Bridge Homeless Assistance Center, and are making referrals to the VA Hospital in order to utilize tenant-based vouchers.

Indicate if the CoC has established policies that require homeless assistance providers to ensure all children are enrolled in school and connected to appropriate services within the community? Yes

If yes, please describe the established policies that are in currently in place. Each of the service providers in the CoC which serves children has a relationship with the McKinney-Vento Homeless liaison in their city. When at all possible, children are placed in schools within 48 hours of contact with an established homeless service provider, or are placed in the school which is on site at that service provider's location if available.

Describe the CoC's efforts to collaborate with local education agencies to assist in the identification of homeless families and inform them of their eligibility for McKinney-Vento education services. (limit 1500 characters)

Representatives from the school districts in the CoC are members of and regularly attend the MDHA membership meetings or the Collin County Homeless Coalition meetings. They also participate in the annual homeless count each year and provide numbers which are used in the homeless count report which is prepared each year, and includes households which are not homeless by HUD's current definition. Additionally, the homeless liaison for the Dallas Independent School District is a member and active participant of both MDHA's board of directors and CoC independent review committee.

Describe how the CoC has, and will continue, to consider the educational needs of children when families are placed in emergency or transitional shelter. (limit 1500 characters)

The CoC works to ensure that emergency and transitional housing providers work closely with the McKinney-Vento homeless liaison for their cities. We conduct bi-monthly Children & Family Services networking groups and a taskforce that meets monthly whose focus is on the needs of youth. Education and resources needed by these population are always paramount to the agenda in each of these meetings, and school representatives are nearly always present to participate.

Describe the CoC's current efforts to combat homelessness among veterans. Narrative should identify organizations that are currently serving this population, how this effort is consistent with CoC strategic plan goals, and how the CoC plans to address this issue in the future.(limit 1500 characters)

The CoC has several partners who provide outreach and services to veterans. Currently, both VA outreach staff and City of Dallas Crisis Intervention staff seek homeless veterans who are on the street and make every attempt to enroll them in services. The Bridge Homeless Assistance Center sees several veterans each day, who receive services and meet with caseworkers there. Both The Salvation Army and Union Gospel Mission have designated grant per diem which are designated to serve homeless veterans as well.

The VA provides limited transitional housing opportunities for those who need it, and acts as a strong partner with all other organizations serving homeless veterans, including Housing Crisis Center, Metrocare Services, ABC Behavioral Health, and CitySquare, each of which has permanent supportive housing beds for veterans, in addition to the current VASH vouchers and those we are anticipating soon.

In the future, the CoC will continue to set aside units in our CoC application to serve veterans, just as we have this year and in previous years. We will also endeavor to leverage other funding targeted to veterans and their families to make a broader impact.

Along with HUD and The Department of Veterans Affairs, we are committed to ending homelessness among veterans by 2014.

3D. Hold Harmless Need (HHN) Reallocation

Instructions:

Continuum of Care (CoC) Hold Harmless Need (HHN) Reallocation is a process whereby an eligible CoC may reallocate funds in whole or in part from SHP renewal projects to create one or more new permanent housing projects and/or a new dedicated HMIS project. A CoC is eligible to use the HHN Reallocation process if it's Final Pro Rata Need (FPRN) is based on it's HHN amount or if it is a newly approved merged CoC that used the Hold Harmless Merger process during the 2010 CoC Registration process.

The HHN Reallocation process allows eligible CoCs to fund new permanent housing or dedicated HMIS projects by transferring all or part of funds from existing SHP grants that are eligible for renewal in 2010 into a new project. New reallocated permanent housing projects may be for SHP (one, two, or three years), S+C (five or ten years), and Section 8 Moderate Rehabilitation (ten years). New reallocated HMIS projects may be for one, two or three years.

A CoC whose FPRN is based on its Preliminary Pro Rata Need (PPRN) is not eligible to reallocate existing projects through this process and should therefore always select "No" to the questions below.

For additional instructions, refer to the 'Exhibit 1 Detailed Instructions' which can be accessed on the left-hand menu bar.

Does the CoC want to reallocate funds from one or more expiring SHP grant(s) into one or more new permanent housing or dedicated HMIS project(s)? No

Is the CoCs Final Pro Rata Need (FPRN) based on either its Hold Harmless Need (HHN) amount or the Hold Harmless Merger process? Yes

CoCs who are in PPRN status are not eligible to reallocate projects through the HHN reallocation process.

4A. Continuum of Care (CoC) 2009 Achievements

Instructions:

In 2009, CoCs were asked to propose numeric achievements for each of HUD's five national objectives related to ending chronic homelessness and moving families and individuals to permanent housing. In 2010, CoCs will report on their actual accomplishments versus what was proposed in the previous application.

In the column labeled '2009 Proposed Numeric Achievement', enter the number of beds, percentage, or number of households that was entered in the 2009 application for the applicable objective. In the column labeled 'Actual Numeric Achievement', enter the actual number of beds/percentage/number of households that the CoC has reached to date for each objective.

CoCs will also indicate whether or not they submitted an Exhibit 1 in 2009. If a CoC did not submit an Exhibit 1 in 2009, they should enter 'No' to the question below. Finally, CoCs that did not fully meet the proposed numeric achievement for any of the objectives should indicate the reason in the space provided below.

For additional instructions, refer to the 'Exhibit 1 Detailed Instructions' which can be accessed on the left-hand menu bar.

Objective	2009 Proposed Numeric Achievement:		Actual Numeric Achievement	
Create new permanent housing beds for the chronically homeless.	111	Beds	133	Beds
Increase the percentage of homeless persons staying in permanent housing over 6 months to at least 77%.	78	%	72	%
Increase the percentage of homeless persons moving from transitional housing to permanent housing to at least 65%.	68	%	73	%
Increase percentage of homeless persons employed at exit to at least 20%	36	%	32	%
Decrease the number of homeless households with children.	420	Households	433	Households

Did CoC submit an Exhibit 1 application in 2009? Yes

If the CoC was unable to reach its 2009 proposed numeric achievement for any of the national objectives, provide a detailed explanation.

Regarding the reduction in the percentage of homeless persons staying in PSH for 12 months or longer, there were several non-CoC beds created in partnership with the local PHA, and many residents moved into those units instead of staying in the CoC-funded PSH. As detailed in section 3A, Goal 2, the CoC will focus on retention of residents for longer periods to meet HUD goals.

Regarding the decrease in percentage of households employed at exit, it is believed that the continuing impact of the economic recession adversely impacted our high success rate in finding employment for residents. We are pleased, however, that we were able to significantly surpass the national goal of 20% again this year.

The number of households who were homeless did decrease in 2009, according to the homeless count. Unfortunately, we were unable to meet our goal entirely, due to the fact that many of the new housing opportunities which were developed in partnership with the PHA were referrals directly from The Bridge, which serves single adults, not families. As detailed in Part 3A Objective 4, we continue to pursue additional affordable housing options for our homeless families.

4B. Continuum of Care (CoC) Chronic Homeless Progress

Instructions:

HUD must track each CoCs progress toward ending chronic homelessness. In the 2010 NOFA, a chronically homeless person is defined as an unaccompanied homeless individual with a disabling condition or a family with at least one adult member who has a disabling condition who has either been continuously homeless for at least a year OR has had at least four episodes of homelessness in the past three (3) years.

This section asks each CoC to track changes year to year in the number of chronically homeless persons as well the number of beds available for this population. CoCs will complete this section using data reported for the 2008, 2009, and 2010 (if applicable) Point-In-Time counts as well as data collected and reported on for the Housing Inventory Counts (HIC) for those same years. For each year, indicate the total unduplicated point-in-time count of the chronically homeless as reported in that year. For 2008 and 2009, this number should match the number indicated on form 2J of the respective year’s Exhibit 1. For 2010, this number should match the number entered on the Homeless Data Exchange (HDX).

Next, enter the total number permanent housing beds that were designated for the chronically homeless in 2008 and 2009, as well as the number of beds that are currently in place. For 2010, this number of beds should match the number of beds reported in the 2010 HIC and entered onto the Homeless Data Exchange (HDX). CoCs should include beds designated for this population from all funding sources.

For additional instructions, refer to the ‘Exhibit 1 Detailed Instructions’ which can be accessed on the left-hand menu bar.

Indicate the total number of chronically homeless persons and total number of permanent housing beds designated for the chronically homeless persons in the CoC for 2008, 2009, and 2010.

Year	Number of CH Persons	Number of PH beds for the CH
2008	620	474
2009	601	604
2010	575	737

Indicate the number of new permanent housing beds in place and made available for occupancy for the chronically homeless between February 1, 2009 and January 31, 2010. 24

Identify the amount of funds from each funding source for the development and operations costs of the new permanent housing beds designated for the chronically homeless, that were created between February 1, 2009 and January 31, 2010.

Cost Type	HUD McKinney- Vento	Other Federal	State	Local	Private
Development	\$0	\$0	\$0	\$0	\$0
Operations	\$0	\$0	\$0	\$0	\$0
Total	\$0	\$0	\$0	\$0	\$0

If the number of chronically homeless persons increased or if the number of permanent beds designated for the chronically homeless decreased, please explain (limit 750 characters):

N / A

4C. Continuum of Care (CoC) Housing Performance

Instructions:

All CoC funded non-HMIS projects are required to submit an Annual Progress Report (APR) within 90 days of a given operating year. To demonstrate performance on participants remaining in permanent housing for more than six months, CoCs must use data on all permanent housing projects that should have submitted an APR for the most recent operating year. Projects that did not submit an APR on time must also be included in this calculation.

Complete the table below using data entered for Question 12(a) and 12(b) for the most recently submitted APR for all permanent housing projects (SHP-PH or S+C TRA/SRA/SRO/PRA) within the CoC that should have submitted one. Enter totals in field's a-e. The *Total PH %* will be auto-calculated after selecting *Save*. Please note, the percentage is calculated as c. +d. divided by a. +b. multiplied by 100. The last field (e.) is excluded from the calculation.

CoCs that do not have any SHP-PH or S+C projects for which an APR was required should select *No* to the question below. This only applies to CoCs that do not have any CoC funded permanent housing projects currently operating within their CoC that should have submitted an APR.

For additional instructions, refer to the *Exhibit 1 Detailed Instructions* which can be accessed on the left-hand menu bar.

Does the CoC have any permanent housing projects (SHP-PH or S+C) for which an APR was required to be submitted? Yes

Participants in Permanent Housing (PH)	
a. Number of participants who exited permanent housing project(s)	224
b. Number of participants who did not leave the project(s)	769
c. Number of participants who exited after staying 6 months or longer	171
d. Number of participants who did not exit after staying 6 months or longer	544
e. Number of participants who did not exit and were enrolled for less than 6 months	53
TOTAL PH (%)	72

Instructions:

HUD will also assess CoC performance in moving participants in SHP transitional housing programs into permanent housing. To demonstrate performance, CoCs must use data on all transitional housing projects that should have submitted an APR for the most recent operating year. Projects that did not submit an APR on time must also be included in this calculation.

Complete the table below using cumulative data entered for Question 14 on the most recently submitted APR for all transitional housing projects (SHP-TH) within the CoC that should have submitted one. Once amounts have been entered into a & b, select *Save*. The *Total TH %* will be auto-calculated. Please note, the percentage is calculated as b. divided by a., multiplied by 100. CoCs that do not have any SHP-TH projects for which an APR was required should select *No* to the question below. This only applies to CoCs that do not have any CoC funded transitional housing projects currently operating within their CoC that should have submitted an APR.

For additional instructions, refer to the *Exhibit 1 Detailed Instructions* which can be accessed on the left-hand menu bar.

Does CoC have any transitional housing projects (SHP-TH) for which an APR was required to be submitted? Yes

Participants in Transitional Housing (TH)	
a. Number of participants who exited TH project(s), including unknown destination	436
b. Number of SHP transitional housing participants that moved to permanent housing upon exit	319
TOTAL TH (%)	73

4D. Continuum of Care (CoC) Enrollment in Mainstream Programs and Employment Information

Instructions:

HUD will assess CoC performance in assisting program participants with accessing mainstream services to increase income and improve outcomes such as health, education, safety, and/or economic outcomes of homeless persons. To demonstrate performance, CoCs must use data on all non-HMIS projects (SHP-PH, SHP-TH, SHP-SH, SHP-SSO, S+C TRA/SRA/PRA/SRO) that should have submitted an APR for the most recent operating year. Projects that did not submit an APR on time must also be included in this calculation.

Complete the table below using cumulative data entered for Question 11 on the most recently submitted APR for all non-HMIS projects within the CoC that should have submitted one. Each CoC shall first indicate the total number of exiting adults. Next, enter the total number of adults that exited CoC non-HMIS project with each source of income. Once amounts have been entered, select "Save" and the percentages will be auto-calculated. CoCs that do not have any non-HMIS projects for which an APR was required should select "No" to the question below. This only applies to CoCs that do not have any CoC funded non-HMIS projects currently operating within their CoC that should have submitted an APR.

For additional instructions, refer to the "Exhibit 1 Detailed Instructions" which can be accessed on the left-hand menu bar.

Total Number of Exiting Adults: 603

Mainstream Program	Number of Exiting Adults	Exit Percentage (Auto-calculated)	
SSI	64	11	%
SSDI	48	8	%
Social Security	7	1	%
General Public Assistance	2	0	%
TANF	20	3	%
SCHIP	3	0	%
Veterans Benefits	17	3	%
Employment Income	190	32	%
Unemployment Benefits	4	1	%
Veterans Health Care	8	1	%
Medicaid	163	27	%
Food Stamps	180	30	%
Other (Please specify below)	46	8	%
Child Support, WIC, Child Care Management			
No Financial Resources	110	18	%

The percentage values will be calculated by the system when you click the "save" button.

Does the CoC have any non-HMIS projects for which an APR was required to be submitted? Yes

4E. Continuum of Care (CoC) Participation in Energy Star and Section 3 Employment Policy

Instructions:

HUD promotes energy-efficient housing. All McKinney-Vento funded projects are encouraged to purchase and use Energy Star labeled products. For information on Energy Star initiative go to: <http://www.energystar.gov>

A "Section 3 business concern" is one in which: 51% or more of the owners are section 3 residents of the area of service; or at least 30% of its permanent full-time employees are currently section 3 residents of the area of service, or within three years of their date of hire with the business concern were section 3 residents; or evidence of a commitment to subcontract greater than 25% of the dollar award of all subcontracts to businesses that meet the qualifications in the above categories is provided. The "Section 3 clause" can be found at 24 CFR Part 135.

Has the CoC notified its members of the Energy Star Initiative? Yes

Are any projects within the CoC requesting funds for housing rehabilitation or new construction? No

4F. Continuum of Care (CoC) Enrollment and Participation in Mainstream Programs

It is fundamental that each CoC systematically help homeless persons to identify, apply for, and follow-up to receive benefits under SSI, SSDI, TANF, Medicaid, Food Stamps, SCHIP, WIA, and Veterans Health Care as well as any other State or Local program that may be applicable.

Does the CoC systematically analyze its projects APRs in order to improve access to mainstream programs? Yes

If 'Yes', describe the process and the frequency that it occurs.

Each year, the Independent Review Committee utilizes APR data to assess how well residents of a particular program are accessing and utilizing Mainstream Resources. The results are factored into each project's score, and impacts how the project is ranked in the Project Listing.

Does the CoC have an active planning committee that meets at least 3 times per year to improve CoC-wide participation in mainstream programs? Yes

If "Yes", indicate all meeting dates in the past 12 months.

April 15, 2010, June 25, 2010 and September 21, 2010.

Does the CoC coordinate with the State Interagency Council on Homelessness to reduce or remove barriers to accessing mainstream services? Yes

Does the CoC and/or its providers have specialized staff whose primary responsibility is to identify, enroll, and follow-up with homeless persons on participation in mainstream programs? Yes

If yes, identify these staff members Provider Staff

Does the CoC systematically provide training on how to identify eligibility and program changes for mainstream programs to provider staff. Yes

If "Yes", specify the frequency of the training. annually (every year)

Does the CoC use HMIS as a way to screen for mainstream benefit eligibility? No

If "Yes", indicate for which mainstream programs HMIS completes screening.

N / A

Has the CoC participated in SOAR training? Yes

If "Yes", indicate training date(s).

October 27 & 28, 2010

4G: Homeless Assistance Providers Enrollment and Participation in Mainstream Programs

Indicate the percentage of homeless assistance providers that are implementing the following activities:

Activity	Percentage
<p>1. Case managers systematically assist clients in completing applications for mainstream benefits. 1a. Describe how service is generally provided:</p> <p>Procedures vary slightly for each provider, but potential residents are generally screened for current benefit status and eligibility at intake. If it is determined that a client likely would qualify for one or more benefits, application for these benefits is included as a goal in the client's case plan, and case managers work with clients to ensure that the application process is completed.</p>	90%
<p>2. Homeless assistance providers supply transportation assistance to clients to attend mainstream benefit appointments, employment training, or jobs.</p>	80%
<p>3. Homeless assistance providers use a single application form for four or more mainstream programs: 3.a Indicate for which mainstream programs the form applies:</p> <p>The benefits form in question allows a person to apply for Food Stamps, Medicare, Medicaid, SCHIP & TANF through the State of Texas.</p>	45%
<p>4. Homeless assistance providers have staff systematically follow-up to ensure mainstream benefits are received. 4a. Describe the follow-up process:</p> <p>Procedures vary slightly for each provider, but once initial application for benefits has been submitted, follow-up is conducted with the resident at regular intervals to check on the status of those benefits. If they are denied after the first submission, residents are connected with representatives from Legal Aid of Northwest Texas, who will represent and advocate for them in securing the benefits for which they have applied.</p>	85%

Continuum of Care (CoC) Project Listing

Instructions:

IMPORTANT: Prior to starting on the CoC Project Listing, CoCs should carefully review the CoC Project Listing Instructions and the CoC Project Listing training module, both of which are available at www.hudhre.info/esnaps.

To upload all Exhibit 2 applications that have been submitted to this CoC, click on the "Update List" button. This process will take longer based upon the number of projects that need to be located. The CoC can either work on other parts of Exhibit 1 or it can log out of e-snaps and come back later to view the updated list. To review a project, click on the next to each project to view project details.

EX1_Project_List_Status_field List Updated Successfully

Project Name	Date Submitted	Grant Term	Applicant Name	Budget Amount	Proj Type	Prog Type	Comp Type	Rank
Gateway Community...	2010-11-16 16:37:...	2 Years	Family Gateway, Inc.	523,900	New Project	SHP	PH	P3
Transitional Hous...	2010-11-10 21:40:...	1 Year	Housing Crisis Ce...	106,200	Renewal Project	SHP	TH	F
Hillcrest House	2010-11-10 14:39:...	1 Year	AIDS Services of ...	574,389	Renewal Project	SHP	PH	F
Homeshare CARE	2010-11-11 10:17:...	1 Year	Shared Housing Ce...	93,390	Renewal Project	SHP	TH	F
Apts-TX0058B6 T000802	2010-11-03 15:03:...	1 Year	Family Gateway, Inc.	150,701	Renewal Project	SHP	TH	F
8-BR TX0049B6 T000802	2010-11-03 15:07:...	1 Year	Family Gateway, Inc.	42,438	Renewal Project	SHP	TH	F
Transitional Hous...	2010-11-10 22:00:...	1 Year	Housing Crisis Ce...	188,196	Renewal Project	SHP	TH	F
Permanent Housing...	2010-11-10 16:35:...	1 Year	Housing Crisis Ce...	334,321	Renewal Project	SHP	PH	F
The Family Place ...	2010-10-28 16:41:...	1 Year	The Family Place	981,236	Renewal Project	SHP	TH	F
Promise House Wes...	2010-11-11 17:26:...	1 Year	Promise House Inc.	220,986	Renewal Project	SHP	TH	F
Supportive Housin...	2010-11-11 10:50:...	1 Year	Hopes Door	161,710	Renewal Project	SHP	TH	F
Dental care for h...	2010-11-15 09:18:...	1 Year	Dental Health Prog...	146,632	Renewal Project	SHP	SSO	F

22- BR TX0048B6 TO...	2010-11-03 15:14:...	1 Year	Family Gateway, Inc.	198,018	Renewal Project	SHP	TH	F
PSH Homes	2010-11-10 17:19:...	1 Year	ABC Behavioral He...	56,883	Renewal Project	SHP	PH	F
Shelter Plus Care...	2010-10-23 14:19:...	1 Year	CITY OF DALLAS	472,440	Renewal Project	S+C	TRA	U
Destinatio n Home I	2010-11-15 16:03:...	1 Year	CitySquare (forme...	504,983	Renewal Project	SHP	PH	F
Efficiency Apartm...	2010-11-10 17:38:...	1 Year	Metrocare Services	792,229	Renewal Project	SHP	PH	F
Family Connectio n	2010-10-21 16:17:...	1 Year	Rainbow Days, Inc.	257,237	Renewal Project	SHP	SSO	F
Supportive Housin...	2010-11-11 12:05:...	1 Year	Brighter Tomorrow s	176,876	Renewal Project	SHP	TH	F
Gateway To Perman...	2010-10-23 14:37:...	1 Year	CITY OF DALLAS	701,906	Renewal Project	SHP	PH	F
Home and Hope	2010-11-10 15:34:...	1 Year	Interfaith Housin...	348,885	Renewal Project	SHP	TH	F
Promise House Lif...	2010-11-10 14:49:...	1 Year	Promise House Inc.	269,737	Renewal Project	SHP	TH	F
Transitiona l Hous...	2010-11-10 22:31:...	1 Year	Housing Crisis Ce...	194,271	Renewal Project	SHP	TH	F
OnTRAC Transition..	2010-11-15 13:38:...	1 Year	CitySquare (forme...	185,117	Renewal Project	SHP	TH	F
PATH Outreach Sup...	2010-11-10 17:58:...	1 Year	Metrocare Services	280,240	Renewal Project	SHP	PH	F
PSH Apartment s	2010-11-10 15:22:...	1 Year	ABC Behavioral He...	384,720	Renewal Project	SHP	PH	F
Permanent Housing...	2010-11-15 18:33:...	2 Years	Housing Crisis Ce...	650,000	New Project	SHP	PH	P1
Destinatio n Home II	2010-11-15 16:36:...	1 Year	CitySquare (forme...	610,110	Renewal Project	SHP	PH	F
Shelter Plus Care...	2010-10-27 09:02:...	1 Year	CITY OF DALLAS	88,800	Renewal Project	S+C	SRA	U

Suburban Homeless..	2010-11-12 12:32:...	1 Year	New Beginning Center	192,928	Renewal Project	SHP	TH	F
Hillcrest House	2010-10-27 09:06:...	1 Year	CITY OF DALLAS	385,536	Renewal Project	S+C	SRO	U
Dallas Homeless L...	2010-10-28 14:46:...	1 Year	Legal Aid of Nort...	142,932	Renewal Project	SHP	SSO	F
HUD 802	2010-10-28 17:48:...	1 Year	LifeNet Communit y...	1,318,381	Renewal Project	SHP	PH	F
Permanent Housing...	2010-11-10 21:13:...	1 Year	Housing Crisis Ce...	532,944	Renewal Project	SHP	PH	F
Shelter Plus Care...	2010-10-23 14:35:...	1 Year	CITY OF DALLAS	906,480	Renewal Project	S+C	TRA	U
LifePath Systems ...	2010-11-10 15:24:...	1 Year	Collin County Men...	169,445	Renewal Project	SHP	PH	F
Transitiona l Hous...	2010-11-11 11:00:...	1 Year	Hopes Door	69,345	Renewal Project	SHP	TH	F
Dallas HMIS Project	2010-11-12 15:24:...	1 Year	Metro Dallas Home...	169,395	Renewal Project	SHP	HMIS	F
Transitiona l Hous...	2010-11-10 11:36:...	1 Year	CITY OF DALLAS	257,606	Renewal Project	SHP	TH	F
Cottages II	2010-11-17 11:00:...	2 Years	Metrocare Services	168,588	New Project	SHP	PH	P2
Safe Haven	2010-11-11 11:31:...	1 Year	Metrocare Services	413,004	Renewal Project	SHP	SH	F
Extensions	2010-10-26 13:43:...	1 Year	Vogel Alcove	166,441	Renewal Project	SHP	SSO	F
Transitiona l Hous...	2010-11-10 11:40:...	1 Year	CITY OF DALLAS	154,027	Renewal Project	SHP	TH	F
Shelter + Care	2010-11-09 16:37:...	1 Year	Dallas Housing Au...	150,960	Renewal Project	S+C	SRA	U

Budget Summary

FPRN	\$11,547,859
Permanent Housing Bonus	\$1,342,488
SPC Renewal	\$2,004,216
Rejected	\$0

Attachments

Document Type	Required?	Document Description	Date Attached
Certification of Consistency with the Consolidated Plan	Yes	TX-600 2991 Forms	11/16/2010

Attachment Details

Document Description: TX-600 2991 Forms

Exhibit 1 2010	Page 210	01/04/2011
----------------	----------	------------

**26. GRANTEE ACTIVITY SUMMARY
(IDIS REPORT PR81)**

This page intentionally left blank.

IDIS - PR81

DALLAS

U.S. Department of Housing and Urban Development
Office of Community Planning and Development
Integrated Disbursement and Information System
ESG Performance Measures Report
Program Year DALLAS, TX

DATE: 12-12-12

TIME: 13:23

PAGE: 1

Objectives/Outcomes Legend:

1/1 = Enhanced Suitable Living Through Improved Accessibility
1/2 = Enhanced Suitable Living Through Improved Affordability
1/3 = Enhanced Suitable Living Through Improved Sustainability

2/1 = Created Decent Housing With Improved Accessibility
2/2 = Created Decent Housing With Improved Affordability
2/3 = Created Decent Housing With Improved Sustainability

3/1 = Provided Economic Opportunity Through Improved Accessibility
3/2 = Provided Economic Opportunity Through Improved Affordability
3/3 = Provided Economic Opportunity Through Improved Sustainability

U.S. Department of Housing and Urban Development
 Office of Community Planning and Development
 Integrated Disbursement and Information System
 ESG Performance Measures Report
 Program Year DALLAS, TX

Community Based

Objectives/Outcomes	Persons	ESG Dollars	Other Federal			Fees	Other
			Funds	Local Government	Private		
1/1	1,900	\$207,451	\$0	\$0	\$0	\$0	\$0
1/2	0	\$0	\$0	\$0	\$0	\$0	\$0
1/3	0	\$0	\$0	\$0	\$0	\$0	\$0
Sub-Totals	1,900	\$207,451	\$0	\$0	\$0	\$0	\$0
2/1	5,176	\$216,886	\$0	\$0	\$0	\$0	\$0
2/2	0	\$0	\$0	\$0	\$0	\$0	\$0
2/3	0	\$0	\$0	\$0	\$0	\$0	\$0
Sub-Totals	5,176	\$216,886	\$0	\$0	\$0	\$0	\$0
3/1	0	\$0	\$0	\$0	\$0	\$0	\$0
3/2	0	\$0	\$0	\$0	\$0	\$0	\$0
3/3	0	\$0	\$0	\$0	\$0	\$0	\$0
Sub-Totals	0	\$0	\$0	\$0	\$0	\$0	\$0
Totals	7,076	\$424,337	\$0	\$0	\$0	\$0	\$0

U.S. Department of Housing and Urban Development
 Office of Community Planning and Development
 Integrated Disbursement and Information System
 ESG Performance Measures Report
 Program Year DALLAS, TX

Faith Based Non-Profit

Objectives/Outcomes	Persons	ESG Dollars	Other Federal			Fees	Other
			Funds	Local Government	Private		
1/1	0	\$0	\$0	\$0	\$0	\$0	\$0
1/2	0	\$0	\$0	\$0	\$0	\$0	\$0
1/3	0	\$0	\$0	\$0	\$0	\$0	\$0
Sub-Totals	0	\$0	\$0	\$0	\$0	\$0	\$0
2/1	0	\$0	\$0	\$0	\$0	\$0	\$0
2/2	0	\$0	\$0	\$0	\$0	\$0	\$0
2/3	0	\$0	\$0	\$0	\$0	\$0	\$0
Sub-Totals	0	\$0	\$0	\$0	\$0	\$0	\$0
3/1	0	\$0	\$0	\$0	\$0	\$0	\$0
3/2	0	\$0	\$0	\$0	\$0	\$0	\$0
3/3	0	\$0	\$0	\$0	\$0	\$0	\$0
Sub-Totals	0	\$0	\$0	\$0	\$0	\$0	\$0
Totals	0	\$0	\$0	\$0	\$0	\$0	\$0

U.S. Department of Housing and Urban Development
 Office of Community Planning and Development
 Integrated Disbursement and Information System
 ESG Performance Measures Report
 Program Year DALLAS,TX

Other Non-Profit

Objectives/Outcomes	Persons	ESG Dollars	Other Federal			Fees	Other
			Funds	Local Government	Private		
1/1	0	\$0	\$0	\$0	\$0	\$0	\$0
1/2	0	\$0	\$0	\$0	\$0	\$0	\$0
1/3	0	\$0	\$0	\$0	\$0	\$0	\$0
Sub-Totals	0	\$0	\$0	\$0	\$0	\$0	\$0
2/1	0	\$0	\$0	\$0	\$0	\$0	\$0
2/2	0	\$0	\$0	\$0	\$0	\$0	\$0
2/3	0	\$0	\$0	\$0	\$0	\$0	\$0
Sub-Totals	0	\$0	\$0	\$0	\$0	\$0	\$0
3/1	0	\$0	\$0	\$0	\$0	\$0	\$0
3/2	0	\$0	\$0	\$0	\$0	\$0	\$0
3/3	0	\$0	\$0	\$0	\$0	\$0	\$0
Sub-Totals	0	\$0	\$0	\$0	\$0	\$0	\$0
Totals	0	\$0	\$0	\$0	\$0	\$0	\$0
Grand Totals	0	\$0	\$0	\$0	\$0	\$0	\$0

ESG Beneficiaries

Objectives/Outcomes	Emergency or Transitional Shelters		Non-Residential Services	Totals
	Annual Adults Served	Annual Children Served	Annual Number Served	
1/1	990	1,011	624	2,625
1/2	0	0	0	0
1/3	0	0	0	0
Sub-Totals	990	1,011	624	2,625
2/1	4,880	0	296	5,176
2/2	2,785	1,490	4,275	8,550
2/3	0	0	0	0
Sub-Totals	7,665	1,490	4,571	13,726
3/1	0	0	0	0
3/2	0	0	0	0
3/3	0	0	0	0
Sub-Totals	0	0	0	0
Totals	8,655	2,501	5,195	16,351

ESG Beneficiaries

Emergency or Transitional Shelter

Annual Number of Individual Households (Singles)

Objectives/Outcomes	Unaccompanied 18 and Over Male	Unaccompanied 18 and Over Female	Unaccompanied 18 and Over Totals	Unaccompanied Under 18 Male	Unaccompanied Under 18 Female	Unaccompanied Under 18 Totals
1/1	1	125	126	66	104	170
1/2	0	0	0	0	0	0
1/3	0	0	0	0	0	0
Sub-Totals	1	125	126	66	104	170
2/1	3,534	1,047	4,581	1	0	1
2/2	2,785	1,490	4,275	0	0	0
2/3	0	0	0	0	0	0
Sub-Totals	6,319	2,537	8,856	1	0	1
3/1	0	0	0	0	0	0
3/2	0	0	0	0	0	0
3/3	0	0	0	0	0	0
Sub-Totals	0	0	0	0	0	0
Totals	6,320	2,662	8,982	67	104	171

ESG Beneficiaries

Emergency or Transitional Shelter

Annual Number of Family Households with Children Headed by

Objectives/Outcomes	Single 18 and Over			Single Under 18			Two Parents 18 and Over	Two Parents Under 18	Two Parents Totals
	Male	Female	Totals	Male	Female	Totals			
1/1	7	377	384	0	0	0	13	0	13
1/2	0	0	0	0	0	0	0	0	0
1/3	0	0	0	0	0	0	0	0	0
Sub-Totals	7	377	384	0	0	0	13	0	13
2/1	0	0	0	0	0	0	0	0	0
2/2	0	0	0	0	0	0	0	0	0
2/3	0	0	0	0	0	0	0	0	0
Sub-Totals	0	0	0	0	0	0	0	0	0
3/1	0	0	0	0	0	0	0	0	0
3/2	0	0	0	0	0	0	0	0	0
3/3	0	0	0	0	0	0	0	0	0
Sub-Totals	0	0	0	0	0	0	0	0	0
Totals	7	377	384	0	0	0	13	0	13

IDIS - PR81

DALLAS

U.S. Department of Housing and Urban Development
 Office of Community Planning and Development
 Integrated Disbursement and Information System
 ESG Performance Measures Report
 Program Year DALLAS, TX

DATE: 12-12-12

TIME: 13:23

PAGE: 8

ESG Beneficiaries

Emergency or Transitional Shelter

Annual Number of Family Households with No Children

Objectives/Outcomes	Family with No Children Total
1/1	1
1/2	0
1/3	0
Sub-Totals	1
2/1	353
2/2	0
2/3	0
Sub-Totals	353
3/1	0
3/2	0
3/3	0
Sub-Totals	0
Totals	354

Grand Total ESG Beneficiaries: 9,904

ESG Beneficiaries

Emergency or Transitional Shelter

Objectives/Outcomes	Chronically Homeless (Emergency Shelter Only)	Severely Mentally Ill	Chronic Substance Abuse	Other Disability	Veterans	Persons with HIV/AIDS	Victims of Domestic Violence	Elderly
1/1	170	0	12	1	0	0	821	1
1/2	0	0	0	0	0	0	0	0
1/3	0	0	0	0	0	0	0	0
Sub-Totals	170	0	12	1	0	0	821	1
2/1	1,435	0	0	0	459	0	0	238
2/2	1,094	0	0	0	0	0	0	0
2/3	0	0	0	0	0	0	0	0
Sub-Totals	2,529	0	0	0	459	0	0	238
3/1	0	0	0	0	0	0	0	0
3/2	0	0	0	0	0	0	0	0
3/3	0	0	0	0	0	0	0	0
Sub-Totals	0	0	0	0	0	0	0	0
Totals	2,699	0	12	1	459	0	821	239

ESG Beneficiaries

Annual Number Served in Emergency or Transitional Shelters

Objectives/Outcomes	Single Family								Totals
	Barracks	Group/Large House	Scattered Site Apartment	Detached House	Single Room Occupancy	Mobile Home/Trailer	Hotel/Motel	Other Housing	
1/1	0	0	0	0	0	0	0	0	0
1/2	0	0	0	0	0	0	0	0	0
1/3	0	0	0	0	0	0	0	0	0
Sub-Totals	0	0	0	0	0	0	0	0	0
2/1	0	0	0	0	0	0	0	0	0
2/2	0	0	0	0	0	0	0	0	0
2/3	0	0	0	0	0	0	0	0	0
Sub-Totals	0	0	0	0	0	0	0	0	0
3/1	0	0	0	0	0	0	0	0	0
3/2	0	0	0	0	0	0	0	0	0
3/3	0	0	0	0	0	0	0	0	0
Sub-Totals	0	0	0	0	0	0	0	0	0
Totals	0	0	0	0	0	0	0	0	0

Racial/Ethnic Characteristics

Annual Number Served. (Including Residential and Non-Residential Services)

Objectives/Outcomes	1/1		1/2		1/3	
	Totals	Hispanic	Totals	Hispanic	Totals	Hispanic
White	662	329	0	0	0	0
Black/African American	1,254	1	0	0	0	0
Asian	4	0	0	0	0	0
American Indian/Alaskan Native	3	0	0	0	0	0
Native Hawaiian/Other Pacific Islander	0	0	0	0	0	0
American Indian/Alaskan Native & White	0	0	0	0	0	0
Asian & White	0	0	0	0	0	0
Black/African American & White	11	0	0	0	0	0
Amer. Indian/Alaskan Native & Black/African Amer.	2	0	0	0	0	0
Other multi-racial	82	0	0	0	0	0
Asian/Pacific Islander (valid until 03-31-04)	0	0	0	0	0	0
Hispanic (valid until 03-31-04)	0	0	0	0	0	0
Sub-Totals	2,018	330	0	0	0	0

Racial/Ethnic Characteristics

Annual Number Served. (Including Residential and Non-Residential Services)

Objectives/Outcomes	2/1		2/2		2/3	
	Totals	Hispanic	Totals	Hispanic	Totals	Hispanic
White	1,803	509	1,138	267	0	0
Black/African American	3,241	49	3,117	0	0	0
Asian	39	1	0	0	0	0
American Indian/Alaskan Native	28	0	0	0	0	0
Native Hawaiian/Other Pacific Islander	31	9	0	0	0	0
American Indian/Alaskan Native & White	0	0	0	0	0	0
Asian & White	0	0	0	0	0	0
Black/African American & White	0	0	0	0	0	0
Amer. Indian/Alaskan Native & Black/African Amer.	0	0	0	0	0	0
Other multi-racial	34	0	20	0	0	0
Asian/Pacific Islander (valid until 03-31-04)	0	0	0	0	0	0
Hispanic (valid until 03-31-04)	0	0	0	0	0	0
Sub-Totals	5,176	568	4,275	267	0	0

Racial/Ethnic Characteristics

Annual Number Served. (Including Residential and Non-Residential Services)

Objectives/Outcomes	3/1		3/2		3/3	
	Totals	Hispanic	Totals	Hispanic	Totals	Hispanic
White	0	0	0	0	0	0
Black/African American	0	0	0	0	0	0
Asian	0	0	0	0	0	0
American Indian/Alaskan Native	0	0	0	0	0	0
Native Hawaiian/Other Pacific Islander	0	0	0	0	0	0
American Indian/Alaskan Native & White	0	0	0	0	0	0
Asian & White	0	0	0	0	0	0
Black/African American & White	0	0	0	0	0	0
Amer. Indian/Alaskan Native & Black/African Amer.	0	0	0	0	0	0
Other multi-racial	0	0	0	0	0	0
Asian/Pacific Islander (valid until 03-31-04)	0	0	0	0	0	0
Hispanic (valid until 03-31-04)	0	0	0	0	0	0
Sub-Totals	0	0	0	0	0	0
Totals	7,194	898	4,275	267	0	0

This page intentionally left blank.

**HOUSING
OPPORTUNITIES
FOR PERSONS
WITH AIDS
(HOPWA)**

This page intentionally left blank.

27. FORM: HUD-40110-D

This page intentionally left blank.



Housing Opportunities for Persons with AIDS (HOPWA) Program

Consolidated Annual Performance and Evaluation Report (CAPER) Measuring Performance Outcomes

OMB Number 2506-0133 (Expiration Date: 10/31/2014)

The CAPER report for HOPWA formula grantees provides annual information on program accomplishments that supports program evaluation and the ability to measure program beneficiary outcomes as related to: maintain housing stability; prevent homelessness; and improve access to care and support. This information is also covered under the Consolidated Plan Management Process (CPMP) report and includes Narrative Responses and Performance Charts required under the Consolidated Planning regulations. The public reporting burden for the collection of information is estimated to average 42 hours per manual response, or less if an automated data collection and retrieval system is in use, along with 60 hours for record keeping, including the time for reviewing instructions, searching existing data sources, gathering and maintaining the data needed, and completing and reviewing the collection of information. Grantees are required to report on the activities undertaken only, thus there may be components of these reporting requirements that may not be applicable. This agency may not conduct or sponsor, and a person is not required to respond to a collection of information unless that collection displays a valid OMB control number.

Overview. The Consolidated Annual Performance and Evaluation Report (CAPER) provides annual performance reporting on client outputs and outcomes that enables an assessment of grantee performance in achieving the housing stability outcome measure. The CAPER, in conjunction with the Integrated Disbursement Information System (IDIS), fulfills statutory and regulatory program reporting requirements and provides the grantee and HUD with the necessary information to assess the overall program performance and accomplishments against planned goals and objectives.

HOPWA formula grantees are required to submit a CAPER, and complete annual performance information for all activities undertaken during each program year in the IDIS, demonstrating coordination with other Consolidated Plan resources. HUD uses the CAPER and IDIS data to obtain essential information on grant activities, project sponsors, Subrecipient organizations, housing sites, units and households, and beneficiaries (which includes racial and ethnic data on program participants). The Consolidated Plan Management Process tool (CPMP) provides an optional tool to integrate the reporting of HOPWA specific activities with other planning and reporting on Consolidated Plan activities.

Table of Contents

PART 1: Grantee Executive Summary

1. Grantee Information
2. Project Sponsor Information
3. Administrative Subrecipient Information
4. Program Subrecipient Information
5. Grantee Narrative and Performance Assessment
 - a. Grantee and Community Overview
 - b. Annual Performance under the Action Plan
 - c. Barriers or Trends Overview
 - d. Assessment of Unmet Housing Needs

PART 2: Sources of Leveraging and Program Income

1. Sources of Leveraging
2. Program Income and Resident Rent Payments

PART 3: Accomplishment Data: Planned Goals and Actual Outputs

PART 4: Summary of Performance Outcomes

1. Housing Stability: Permanent Housing and Related Facilities
2. Prevention of Homelessness: Short-Term Housing Payments
3. Access to Care and Support: Housing Subsidy Assistance with Supportive Services

PART 5: Worksheet - Determining Housing Stability Outcomes

PART 6: Annual Certification of Continued Use for HOPWA Facility-Based Stewardship Units (Only)

PART 7: Summary Overview of Grant Activities

- A. Information on Individuals, Beneficiaries and Households Receiving HOPWA Housing Subsidy Assistance (TBRA, STRMU, PHP, Facility Based Units, Master Leased Units ONLY)
- B. Facility-Based Housing Assistance

Continued Use Periods. Grantees that received HOPWA funding for new construction, acquisition, or substantial rehabilitations are required to operate their facilities for HOPWA-eligible beneficiaries for a ten (10) years period. If no further HOPWA funds are used to support the facility, in place of completing Section 7B of the CAPER, the grantee must submit an Annual Certification of Continued Project Operation throughout the required use periods. This certification is included in Part 6 in CAPER. The required use period is three (3) years if the rehabilitation is non-substantial.

In connection with the development of the Department’s standards for Homeless Management Information Systems (HMIS), universal data elements are being collected for clients of HOPWA-funded homeless assistance projects. These project sponsor/subrecipient records would include: Name, Social Security Number, Date of Birth, Ethnicity and Race, Gender, Veteran Status, Disabling Conditions, Residence Prior to Program Entry, Zip Code of Last Permanent Address, Housing Status, Program Entry Date, Program Exit Date, Personal Identification Number, and Household Identification Number. These are intended to match the elements under HMIS. The HOPWA program-level data elements include: Income and Sources, Non-Cash Benefits, HIV/AIDS Status, Services Provided, and Housing Status or Destination at the end of the operating year. Other suggested but optional elements are: Physical Disability, Developmental Disability, Chronic Health Condition, Mental Health, Substance Abuse, Domestic Violence, Date of Contact, Date of Engagement, Financial

Assistance, Housing Relocation & Stabilization Services, Employment, Education, General Health Status, , Pregnancy Status, Reasons for Leaving, Veteran’s Information, and Children’s Education. Other HOPWA projects sponsors may also benefit from collecting these data elements.

Final Assembly of Report. After the entire report is assembled, please number each page sequentially.

Filing Requirements. Within 90 days of the completion of each program year, grantees must submit their completed CAPER to the CPD Director in the grantee’s State or Local HUD Field Office, and to the HOPWA Program Office: at HOPWA@hud.gov. Electronic submission to HOPWA Program office is preferred; however, if electronic submission is not possible, hard copies can be mailed to: Office of HIV/AIDS Housing, Room 7212, U.S. Department of Housing and Urban Development, 451 Seventh Street, SW, Washington, D.C. .

Record Keeping. Names and other individual information must be kept confidential, as required by 24 CFR 574.440. However, HUD reserves the right to review the information used to complete this report for grants management oversight purposes, except for recording any names and other identifying information. **In the case that HUD must review client level data, no client names or identifying information will be retained or recorded. Information is reported in aggregate to HUD without personal identification. Do not submit client or personal information in data systems to HUD.**

Definitions

Adjustment for Duplication: Enables the calculation of unduplicated output totals by accounting for the total number of households or units that received more than one type of HOPWA assistance in a given service category such as HOPWA Subsidy Assistance or Supportive Services. For example, if a client household received both TBRA and STRMU during the operating year, report that household in the category of HOPWA Housing Subsidy Assistance in Part 3, Chart 1, Column [1b] in the following manner:

HOPWA Housing Subsidy Assistance		[1] Outputs: Number of Households
1.	Tenant-Based Rental Assistance	1
2a.	Permanent Housing Facilities: Received Operating Subsidies/Leased units	
2b.	Transitional/Short-term Facilities: Received Operating Subsidies	
3a.	Permanent Housing Facilities: Capital Development Projects placed in service during the operating year	
3b.	Transitional/Short-term Facilities: Capital Development Projects placed in service during the operating year	
4.	Short-term Rent, Mortgage, and Utility Assistance	1
5.	Adjustment for duplication (subtract)	1
6.	TOTAL Housing Subsidy Assistance (Sum of Rows 1-4 minus Row 5)	1

Administrative Costs: Costs for general management, oversight, coordination, evaluation, and reporting. By statute, grantee administrative costs are limited to 3% of total grant award, to be expended over the life of the grant. Project sponsor administrative costs are limited to 7% of the portion of the grant amount they receive.

Beneficiary(ies): All members of a household who received HOPWA assistance during the operating year including the one individual who qualified the household for HOPWA assistance as well as any other members of the household (with or without HIV) who benefitted from the assistance.

Central Contractor Registration (CCR): The primary registrant database for the U.S. Federal Government. CCR collects, validates, stores, and disseminates data in support of agency acquisition missions, including Federal agency contract and assistance awards. Both current and potential federal government registrants (**grantees**) are required to register in CCR in order to be awarded contracts by the federal government. Registrants must update or renew their registration at least once per year to maintain an active status. Although recipients of direct federal contracts and grant awards have been required to be registered with CCR since 2003, this requirement is now being extended to indirect recipients of federal funds with the passage of ARRA (American Recovery and Reinvestment Act). Per ARRA and FFATA (Federal Funding Accountability and Transparency Act) federal regulations, all **grantees** and sub-grantees or subcontractors receiving federal grant awards or contracts must have a DUNS (Data Universal Numbering System) Number.

Chronically Homeless Person: An individual or family who : (i) is homeless and lives or resides individual or family who: (i) Is homeless and lives or resides in a place not meant for human habitation, a safe haven, or in an emergency shelter; (ii) has been homeless and living or residing in a place not meant for human habitation, a safe haven, or in an emergency shelter continuously for at least 1 year or on at least 4 separate occasions in the last 3 years; and (iii) has an adult head of household (or a minor head of household if no adult is present in the household) with a diagnosable substance use disorder, serious mental illness, developmental disability (as defined in section 102 of the Developmental Disabilities Assistance and Bill of Rights Act of 2000 (42 U.S.C. 15002)), post traumatic stress disorder, cognitive impairments resulting from a brain injury, or chronic physical illness or disability, including the co-occurrence of 2 or more of those conditions. Additionally, the statutory definition includes as chronically homeless a person who currently lives or resides in an institutional care facility, including a jail, substance abuse or mental health treatment facility, hospital or other similar facility, and has resided there for fewer than 90 days if such person met the other criteria for homeless prior to entering that facility. (See 42 U.S.C. 11360(2)) This does not include doubled-up or overcrowding situations.

Disabling Condition: Evidencing a diagnosable substance use disorder, serious mental illness, developmental disability, chronic physical illness, or disability, including the co-occurrence of two or more of these conditions. In addition, a disabling condition may limit an individual's ability to work or perform one or more activities of daily living. An HIV/AIDS diagnosis is considered a disabling condition.

Facility-Based Housing Assistance: All eligible HOPWA Housing expenditures for or associated with supporting facilities including community residences, SRO dwellings, short-term facilities, project-based rental units, master leased units, and other housing facilities approved by HUD.

Faith-Based Organization: Religious organizations of three types: (1) congregations; (2) national networks, which include national denominations, their social service arms (for example, Catholic Charities, Lutheran Social Services), and networks of related organizations (such as YMCA and YWCA); and (3) freestanding religious organizations, which are incorporated separately from congregations and national networks.

Grassroots Organization: An organization headquartered in the local community where it provides services; has a social services budget of \$300,000 or less annually, and six or fewer full-time equivalent employees. Local affiliates of national organizations are not considered

“grassroots.”

HOPWA Eligible Individual: The one (1) low-income person with HIV/AIDS who qualifies a household for HOPWA assistance. This person may be considered “Head of Household.” When the CAPER asks for information on eligible individuals, report on this individual person only. Where there is more than one person with HIV/AIDS in the household, the additional PWH/A(s), would be considered a beneficiary(s).

HOPWA Housing Information Services: Services dedicated to helping persons living with HIV/AIDS and their families to identify, locate, and acquire housing. This may also include fair housing counseling for eligible persons who may encounter discrimination based on race, color, religion, sex, age, national origin, familial status, or handicap/disability.

HOPWA Housing Subsidy Assistance Total: The unduplicated number of households receiving housing subsidies (TBRA, STRMU, Permanent Housing Placement services and Master Leasing) and/or residing in units of facilities dedicated to persons living with HIV/AIDS and their families and supported with HOPWA funds during the operating year.

Household: A single individual or a family composed of two or more persons for which household incomes are used to determine eligibility and for calculation of the resident rent payment. The term is used for collecting data on changes in income, changes in access to services, receipt of housing information services, and outcomes on achieving housing stability. Live-In Aides (see definition for Live-In Aide) and non-beneficiaries (e.g. a shared housing arrangement with a roommate) who resided in the unit are not reported on in the CAPER.

Housing Stability: The degree to which the HOPWA project assisted beneficiaries to remain in stable housing during the operating year. See *Part 5: Determining Housing Stability Outcomes* for definitions of stable and unstable housing situations.

In-kind Leveraged Resources: These involve additional types of support provided to assist HOPWA beneficiaries such as volunteer services, materials, use of equipment and building space. The actual value of the support can be the contribution of professional services, based on customary rates for this specialized support, or actual costs contributed from other leveraged resources. In determining a rate for the contribution of volunteer time and services, use the rate established in HUD notices, such as the rate of ten dollars per hour. The value of any donated material, equipment, building, or lease should be based on the fair market value at time of donation. Related documentation can be from recent bills of sales, advertised prices, appraisals, or other information for comparable property similarly situated.

Leveraged Funds: The amount of funds expended during the operating year from non-HOPWA federal, state, local, and private sources by grantees or sponsors in dedicating assistance to this client population. Leveraged funds or other assistance are used directly in or in support of HOPWA program delivery.

Live-In Aide: A person who resides with the HOPWA Eligible Individual and who meets the following criteria: (1) is essential to the care and well-being of the person; (2) is not obligated for the support of the person; and (3) would not be living in the unit except to provide the necessary supportive services. See the *Code of Federal Regulations Title 24, Part 5.403 and the HOPWA Grantee Oversight Resource Guide for additional reference.*

Master Leasing: Applies to a nonprofit or public agency that leases units of housing (scattered-sites or entire buildings) from a landlord, and subleases the units to homeless or low-income tenants. By assuming the tenancy burden, the agency facilitates housing of clients who may not be able to maintain a lease on their own due to poor credit, evictions, or lack of sufficient income.

Operating Costs: Applies to facility-based housing only, for facilities that are currently open. Operating costs can include day-to-day housing

function and operation costs like utilities, maintenance, equipment, insurance, security, furnishings, supplies and salary for staff costs directly related to the housing project but not staff costs for delivering services.

Outcome: The degree to which the HOPWA assisted household has been enabled to establish or maintain a stable living environment in housing that is safe, decent, and sanitary, (per the regulations at 24 CFR 574.310(b)) and to reduce the risks of homelessness, and improve access to HIV treatment and other health care and support.

Output: The number of units of housing or households that receive HOPWA assistance during the operating year.

Permanent Housing Placement: A supportive housing service that helps establish the household in the housing unit, including but not limited to reasonable costs for security deposits not to exceed two months of rent costs.

Program Income: Gross income directly generated from the use of HOPWA funds, including repayments. See grant administration requirements on program income for state and local governments at 24 CFR 85.25, or for non-profits at 24 CFR 84.24.

Project-Based Rental Assistance (PBRA): A rental subsidy program that is tied to specific facilities or units owned or controlled by a project sponsor or Subrecipient. Assistance is tied directly to the properties and is not portable or transferable.

Project Sponsor Organizations: Any nonprofit organization or governmental housing agency that receives funds under a contract with the grantee to provide eligible housing and other support services or administrative services as defined in 24 CFR 574.300. Project Sponsor organizations are required to provide performance data on households served and funds expended. Funding flows to a project sponsor as follows:

HUD Funding → Grantee → Project Sponsor

Short-Term Rent, Mortgage, and Utility (STRMU) Assistance: A time-limited, housing subsidy assistance designed to prevent homelessness and increase housing stability. Grantees may provide assistance for up to 21 weeks in any 52 week period. The amount of assistance varies per client depending on funds available, tenant need and program guidelines.

Stewardship Units: Units developed with HOPWA, where HOPWA funds were used for acquisition, new construction and rehabilitation that no longer receive operating subsidies from HOPWA. Report information for the units is subject to the three-year use agreement if rehabilitation is non-substantial and to the ten-year use agreement if rehabilitation is substantial.

Subrecipient Organization: Any organization that receives funds from a project sponsor to provide eligible housing and other support services and/or administrative services as defined in 24 CFR 574.300. If a subrecipient organization provides housing and/or other supportive services directly to clients, the subrecipient organization must provide performance data on household served and funds expended. Funding flows to subrecipients as follows:

HUD Funding → Grantee → Project Sponsor → Subrecipient

Tenant-Based Rental Assistance (TBRA): TBRA is a rental subsidy program similar to the Housing Choice Voucher program that grantees can provide to help low-income households access affordable housing. The TBRA voucher is not tied to a specific unit, so tenants may move to a different unit without losing their assistance, subject to individual program rules. The subsidy amount is determined in part based on household income and rental costs associated with the tenant's lease.

Transgender: Transgender is defined as a person who identifies with, or presents as, a gender that is different from his/her gender at birth.

Veteran: A veteran is someone who has served on active duty in the Armed Forces of the United States. This does not include inactive military reserves or the National Guard unless the person was called up to active duty.

Housing Opportunities for Person with AIDS (HOPWA) Consolidated Annual Performance and Evaluation Report (CAPER) Measuring Performance Outputs and Outcomes

OMB Number 2506-0133 (Expiration Date: 10/31/2014)

Part 1: Grantee Executive Summary

As applicable, complete the charts below to provide more detailed information about the agencies and organizations responsible for the administration and implementation of the HOPWA program. Chart 1 requests general Grantee Information and Chart 2 is to be completed for each organization selected or designated as a project sponsor, as defined by CFR 574.3. In Chart 3, indicate each subrecipient organization with a contract/agreement of \$25,000 or greater that assists grantees or project sponsors carrying out their administrative or evaluation activities. In Chart 4, indicate each subrecipient organization with a contract/agreement to provide HOPWA-funded services to client households. These elements address requirements in the Federal Funding and Accountability and Transparency Act of 2006 (Public Law 109-282).

Note: Please see the definition section for distinctions between project sponsor and subrecipient.

Note: If any information does not apply to your organization, please enter N/A. Do not leave any section blank.

1. Grantee Information

HUD Grant Number TXH09-F001; TXH10-F001; TXH11-F001		Operating Year for this report From (mm/dd/yy) 10/1/2011 To (mm/dd/yy) 9/30/2012		
Grantee Name City of Dallas				
Business Address		1500 Marilla 6DN		
City, County, State, Zip		Dallas	Dallas	TX 75201
Employer Identification Number (EIN) or Tax Identification Number (TIN)		75-6000508		
DUN & Bradstreet Number (DUNs):		196616478	Central Contractor Registration (CCR): Is the grantee's CCR status currently active? <input checked="" type="checkbox"/> Yes <input type="checkbox"/> No If yes, provide CCR Number: 39VA6	
*Congressional District of Grantee's Business Address		30		
*Congressional District of Primary Service Area(s)		3, 5, 24, 30, 32		
*City(ies) and County(ies) of Primary Service Area(s)		Cities: Dallas (city)		Counties: Dallas (county)
Organization's Website Address www.dallascityhall.com/housing/index.html		Is there a waiting list(s) for HOPWA Housing Subsidy Assistance Services in the Grantee service Area? <input checked="" type="checkbox"/> Yes <input type="checkbox"/> No If yes, explain in the narrative section what services maintain a waiting list and how this list is administered.		

*** Service delivery area information only needed for program activities being directly carried out by the grantee.**

Note: The Grantee and Project Sponsors may serve clients residing within any one of the eight counties comprising the Dallas Eligible Metropolitan Statistical Area (Dallas EMSA), including Collin, Dallas, Delta, Denton, Ellis, Hunt, Kaufman, and Rockwall counties. The Primary Service Areas represented here reflect those cities, counties, and zip codes primarily served by the agency, but these are not exclusive (except as bounded by the Dallas EMSA).

2. Project Sponsor Information

Please complete Chart 2 for each organization designated or selected to serve as a project sponsor, as defined by CFR 574.3. Use this section to report on organizations involved in the direct delivery of services for client households. These elements address requirements in the Federal Financial Accountability and Transparency Act of 2006 (Public Law 109-282).

Note: Please see the definitions for distinctions between project sponsor and subrecipient.

Note: If any information does not apply to your organization, please enter N/A.

Project Sponsor Agency Name City of Dallas (as Grantee providing direct services)		Parent Company Name, if applicable N/A		
Name and Title of Contact at Project Sponsor Agency		Jerry Killingsworth, Director, Housing/Community Services Department		
Email Address		j.killingsworth@dallascityhall.com		
Business Address		1500 Marilla 6DN		
City, County, State, Zip,		Dallas, Dallas County, TX 75201		
Phone Number (with area code)		(214) 670-5988		
Employer Identification Number (EIN) or Tax Identification Number (TIN)		75-6000508	Fax Number (with area code) (214) 670-3615	
DUN & Bradstreet Number (DUNs):		196616478		
Congressional District of Project Sponsor's Business Address		30		
Congressional District(s) of Primary Service Area(s)		3, 5, 24, 30, 32		
City(ies) and County(ies) of Primary Service Area(s)		Cities: Dallas (city) Counties: Dallas (county)		
Total HOPWA contract amount for this Organization for the operating year		\$851,305		
Organization's Website Address www.dallascityhall.com/housing/index.html		Does your organization maintain a waiting list? <input type="checkbox"/> Yes <input checked="" type="checkbox"/> No If yes, explain in the narrative section how this list is administered.		
Is the sponsor a nonprofit organization? <input type="checkbox"/> Yes <input checked="" type="checkbox"/> No <i>Please check if yes and a faith-based organization.</i> <input type="checkbox"/> <i>Please check if yes and a grassroots organization.</i> <input type="checkbox"/>		Does your organization maintain a waiting list? <input type="checkbox"/> Yes <input checked="" type="checkbox"/> No If yes, explain in the narrative section how this list is administered.		

Project Sponsor Agency Name Dallas County Health and Human Services		Parent Company Name, if applicable Dallas, County of	
Name and Title of Contact at Project Sponsor Agency		Karin Petties, Assistant Director, Ryan White Compliance	
Email Address		Karin.Petties@dallascounty.org	
Business Address		2377 N. Stemmons Freeway, Suite 200, LB-16	
City, County, State, Zip,		Dallas, Dallas County, TX 75207	
Phone Number (with area code)		(214) 819-1841	
Employer Identification Number (EIN) or Tax Identification Number (TIN)		75-6000905	Fax Number (with area code) (214) 819-6023
DUN & Bradstreet Number (DUNs):		090849647 (for Parent Company) 073128597 (for Project Sponsor Agency)	
Congressional District of Project Sponsor's Business Address		30	
Congressional District(s) of Primary Service Area(s)		3, 5, 24, 26, 30, 32	
City(ies) and County(ies) of Primary Service Area(s)		Addison, Balch Springs, Carrollton, Cedar Hill, Cockrell Hill, Combine, Coppell, Dallas, DeSoto, Duncanville, Farmers Branch, Garland, Glenn Heights, Grand Prairie, Highland Park, Hutchins, Irving, Lancaster, Mesquite, Richardson, Rowlett, Sachse, Seagoville, Sunnyvale, University Park, Wilmer (cities) Counties: Dallas (county)	
Total HOPWA contract amount for this Organization for the operating year		\$1,412,400	
Organization's Website Address www.dallascounty.org/department/hhs/home.html		Does your organization maintain a waiting list? <input checked="" type="checkbox"/> Yes <input type="checkbox"/> No If yes, explain in the narrative section how this list is administered.	
Is the sponsor a nonprofit organization? <input type="checkbox"/> Yes <input checked="" type="checkbox"/> No Please check if yes and a faith-based organization. <input type="checkbox"/> Please check if yes and a grassroots organization. <input type="checkbox"/>		Does your organization maintain a waiting list? <input checked="" type="checkbox"/> Yes <input type="checkbox"/> No If yes, explain in the narrative section how this list is administered.	

Project Sponsor Agency Name Health Services of North Texas, Inc. (formerly AIDS Services of North Texas, Inc.)		Parent Company Name, if applicable N/A	
Name and Title of Contact at Project Sponsor Agency		Ronald G. Aldridge, Ph.D., President and Chief Executive Officer	
Email Address		raldridge@healthntx.org	
Business Address		4210 Mesa Drive	
City, County, State, Zip,		Denton, Denton County, TX 76207	
Phone Number (with area code)		(940) 381-1501	
Employer Identification Number (EIN) or Tax Identification Number (TIN)		75-2252866	Fax Number (with area code) (940) 566-8059
DUN & Bradstreet Number (DUNs):		928920180	
Congressional District of Project Sponsor's Business Address		26	
Congressional District(s) of Primary Service Area(s)		3, 4, 5, 6, 24.26	
City(ies) and County(ies) of Primary Service Area(s)		Cities: See Below Counties: Collin, Delta, Denton, Ellis, Hunt, Kaufman, Rockwall	
Total HOPWA contract amount for this Organization for the operating year		\$481,500	
Organization's Website Address www.healthntx.org		Does your organization maintain a waiting list? <input checked="" type="checkbox"/> Yes <input type="checkbox"/> No If yes, explain in the narrative section how this list is administered.	
Is the sponsor a nonprofit organization? <input checked="" type="checkbox"/> Yes <input type="checkbox"/> No <i>Please check if yes and a faith-based organization.</i> <input type="checkbox"/> <i>Please check if yes and a grassroots organization.</i> <input type="checkbox"/>		Does your organization maintain a waiting list? <input checked="" type="checkbox"/> Yes <input type="checkbox"/> No If yes, explain in the narrative section how this list is administered.	

County	Cities
Collin County	Allen, Anna, Blue Ridge, Celina, Fairview, Farmersville, Frisco, Josephine, Lavon, Lowry Crossing, Lucas, McKinney, Melissa, Murphy, Nevada, New Hope, Parker, Plano, Princeton, Prosper, St. Paul, Westminster, Weston, Wylie
Delta County	Ben Franklin, Cooper, Enloe, Klondike, Lake Creek, Pecan Gap
Denton County	Argyle, Aubrey, Bartonville, Carrollton, Clark, Copper Canyon, Corinth, Corral City, Cross Roads, Denton, Double Oak, Flower Mound, Hackberry, Hebron, Hickory Creek, Highland Village, Justin, Krugerville, Krum, Lake Dallas, Lakewood Village, Lewisville, Lincoln Park, Little Elm, Marshall Creek, Northlake, Oak Point, Pilot Point, Ponder, Roanoke, Sanger, Shady Shores, The Colony, Trophy Club
Ellis County	Alma, Bardwell, Ennis, Ferris, Garrett, Italy, Maypearl, Midlothian, Milford, Oak Leaf, Ovilla, Palmer, Pecan Hill, Red Oak, Waxahachie
Hunt County	Caddo Mills, Celeste, Commerce, Greenville, Hawk Cove, Lone Oak, Merit, Neylandville, Quinlan, West Tawakoni, Wolfe City
Kaufman County	Combine, Cottonwood, Crandall, Elmo, Forney, Grays Prairie, Kaufman, Kemp, Mabank, Oak Grove, Oak Ridge, Post Oak Bend City, Rosser, Scurry, Talty, Terrell
Rockwall County	Fate, Heath, McLendon-Chisholm, Mobile City, Rockwall, Royce City

Project Sponsor Agency Name Homeward Bound, Inc.		Parent Company Name, if applicable N/A	
Name and Title of Contact at Project Sponsor Agency		Douglas Denton, Executive Director	
Email Address		ddenton@homewardboundinc.org	
Business Address		315 Sunset	
City, County, State, Zip,		Dallas, Dallas County, TX 75208	
Phone Number (with area code)		(214) 941-3500	
Employer Identification Number (EIN) or Tax Identification Number (TIN)		74-2127841	Fax Number (with area code) (214) 941-3422
DUN & Bradstreet Number (DUNS):		788403020	
Congressional District of Project Sponsor's Business Address		32	
Congressional District(s) of Primary Service Area(s)		3, 5, 24, 30, 32	
City(ies) and County(ies) of Primary Service Area(s)		Cities: Dallas (city) Counties: Dallas (county)	
Total HOPWA contract amount for this Organization for the operating year		\$70,312	
Organization's Website Address www.homewardboundinc.org		Does your organization maintain a waiting list? <input type="checkbox"/> Yes <input checked="" type="checkbox"/> No If yes, explain in the narrative section how this list is administered.	
Is the sponsor a nonprofit organization? <input checked="" type="checkbox"/> Yes <input type="checkbox"/> No <i>Please check if yes and a faith-based organization.</i> <input type="checkbox"/> <i>Please check if yes and a grassroots organization.</i> <input type="checkbox"/>		Does your organization maintain a waiting list? <input type="checkbox"/> Yes <input checked="" type="checkbox"/> No If yes, explain in the narrative section how this list is administered.	

Project Sponsor Agency Name Legacy Counseling Center, Inc.		Parent Company Name, if applicable N/A	
Name and Title of Contact at Project Sponsor Agency		Melissa Grove, MS, LPC, Executive Director	
Email Address		melissa@legacycounseling.org	
Business Address		4054 McKinney Avenue, Suite 102	
City, County, State, Zip,		Dallas, Dallas County, TX 75204	
Phone Number (with area code)		(214) 520-6308 x302	
Employer Identification Number (EIN) or Tax Identification Number (TIN)		75-2296536	Fax Number (with area code) (214) 941-3422
DUN & Bradstreet Number (DUNs):		788902971	
Congressional District of Project Sponsor's Business Address		32	
Congressional District(s) of Primary Service Area(s)		3, 5, 24, 30, 32	
City(ies) and County(ies) of Primary Service Area(s)		Cities: Dallas (city) Counties: Dallas (county)	
Total HOPWA contract amount for this Organization for the operating year		\$265,000	
Organization's Website Address www.legacycounseling.org		Does your organization maintain a waiting list? <input checked="" type="checkbox"/> Yes <input type="checkbox"/> No If yes, explain in the narrative section how this list is administered.	
Is the sponsor a nonprofit organization? <input checked="" type="checkbox"/> Yes <input type="checkbox"/> No Please check if yes and a faith-based organization. <input type="checkbox"/> Please check if yes and a grassroots organization. <input type="checkbox"/>		Does your organization maintain a waiting list? <input checked="" type="checkbox"/> Yes <input type="checkbox"/> No If yes, explain in the narrative section how this list is administered.	

Project Sponsor Agency Name My Second Chance, Inc.		Parent Company Name, if applicable N/A	
Name and Title of Contact at Project Sponsor Agency		Royce Adams, Executive Director	
Email Address		royceadams@mysecondchanceinc.org	
Business Address		1657 S. Corinth Street	
City, County, State, Zip,		Dallas, Dallas County, TX 75203	
Phone Number (with area code)		(214) 374-1104	
Employer Identification Number (EIN) or Tax Identification Number (TIN)		75-2850274	Fax Number (with area code) (214) 374-7079
DUN & Bradstreet Number (DUNS):		169823106	
Congressional District of Project Sponsor's Business Address		30	
Congressional District(s) of Primary Service Area(s)		3, 5, 24, 30, 32	
City(ies) and County(ies) of Primary Service Area(s)		Cities: Dallas (city) Counties: Dallas (county)	
Total HOPWA contract amount for this Organization for the operating year		\$160,000	
Organization's Website Address www.mysecondchanceinc.org		Does your organization maintain a waiting list? <input checked="" type="checkbox"/> Yes <input type="checkbox"/> No If yes, explain in the narrative section how this list is administered.	
Is the sponsor a nonprofit organization? <input checked="" type="checkbox"/> Yes <input type="checkbox"/> No <i>Please check if yes and a faith-based organization.</i> <input type="checkbox"/> <i>Please check if yes and a grassroots organization.</i> <input type="checkbox"/>		Does your organization maintain a waiting list? <input checked="" type="checkbox"/> Yes <input type="checkbox"/> No If yes, explain in the narrative section how this list is administered.	

Project Sponsor Agency Name Open Arms, Inc. dba Bryan's House		Parent Company Name, if applicable N/A	
Name and Title of Contact at Project Sponsor Agency		David Thomas, Executive Director	
Email Address		davidthomas@bryanshouse.org	
Business Address		P. O. Box 35868 (Confidential Location)	
City, County, State, Zip,		Dallas, Dallas County, TX 75235	
Phone Number (with area code)		(214) 559-3946	
Employer Identification Number (EIN) or Tax Identification Number (TIN)		75-2217559	Fax Number (with area code) (214) 559-2827
DUN & Bradstreet Number (DUNs):		614600559	
Congressional District of Project Sponsor's Business Address		30	
Congressional District(s) of Primary Service Area(s)		3, 5, 24, 30, 32	
City(ies) and County(ies) of Primary Service Area(s)		Cities: Dallas (city) Counties: Dallas (county)	
Total HOPWA contract amount for this Organization for the operating year		\$48,750	
Organization's Website Address www.bryanshouse.org		Does your organization maintain a waiting list? <input type="checkbox"/> Yes <input checked="" type="checkbox"/> No If yes, explain in the narrative section how this list is administered.	
Is the sponsor a nonprofit organization? <input checked="" type="checkbox"/> Yes <input type="checkbox"/> No <i>Please check if yes and a faith-based organization.</i> <input type="checkbox"/> <i>Please check if yes and a grassroots organization.</i> <input type="checkbox"/>		Does your organization maintain a waiting list? <input type="checkbox"/> Yes <input checked="" type="checkbox"/> No If yes, explain in the narrative section how this list is administered.	

Project Sponsor Agency Name PWA Coalition of Dallas, Inc. dba AIDS Services of Dallas		Parent Company Name, if applicable N/A	
Name and Title of Contact at Project Sponsor Agency		Don Maison, President and Chief Executive Officer	
Email Address		dmaison@aidsdallas.org	
Business Address		400 S. Zang Blvd, Suite 610	
City, County, State, Zip,		Dallas, Dallas County, TX 75208	
Phone Number (with area code)		(214) 941-0523	
Employer Identification Number (EIN) or Tax Identification Number (TIN)		75-2144519	Fax Number (with area code) (214) 941-8144
DUN & Bradstreet Number (DUNS):		603351693	
Congressional District of Project Sponsor's Business Address		32	
Congressional District(s) of Primary Service Area(s)		3, 5, 24, 30, 32	
City(ies) and County(ies) of Primary Service Area(s)		Cities: Dallas (city) Counties: Dallas (county)	
Total HOPWA contract amount for this Organization for the operating year		\$1,058,800	
Organization's Website Address www.aidsdallas.org		Does your organization maintain a waiting list? <input checked="" type="checkbox"/> Yes <input type="checkbox"/> No If yes, explain in the narrative section how this list is administered.	
Is the sponsor a nonprofit organization? <input checked="" type="checkbox"/> Yes <input type="checkbox"/> No <i>Please check if yes and a faith-based organization.</i> <input type="checkbox"/> <i>Please check if yes and a grassroots organization.</i> <input type="checkbox"/>		Does your organization maintain a waiting list? <input checked="" type="checkbox"/> Yes <input type="checkbox"/> No If yes, explain in the narrative section how this list is administered.	

3. Administrative Subrecipient Information

Use Chart 3 to provide the following information for each subrecipient with a contract/agreement of \$25,000 or greater that assists project sponsors to carry out their administrative services but no services directly to client households. Agreements include: grants, subgrants, loans, awards, cooperative agreements, and other forms of financial assistance; and contracts, subcontracts, purchase orders, task orders, and delivery orders. (Organizations listed may have contracts with project sponsors) These elements address requirements in the Federal Funding and Accountability and Transparency Act of 2006 (Public Law 109-282).

Note: Please see the definitions for distinctions between project sponsor and subrecipient.

Note: If any information does not apply to your organization, please enter N/A.

Subrecipient Name	None (No Administrative Subrecipients)			Parent Company Name, <i>if applicable</i>
Name and Title of Contact at Subrecipient				
Email Address				
Business Address				
City, State, Zip, County				
Phone Number (with area code)			Fax Number (include area code)	
Employer Identification Number (EIN) or Tax Identification Number (TIN)				
DUN & Bradstreet Number (DUNs):				
North American Industry Classification System (NAICS) Code				
Congressional District of Subrecipient's Business Address				
Congressional District of Primary Service Area				
City (ies) <u>and</u> County (ies) of Primary Service Area(s)	Cities		Counties	
Total HOPWA Subcontract Amount of this Organization for the operating year				

4. Program Subrecipient Information

Complete the following information for each subrecipient organization providing HOPWA-funded services to client households. These organizations would hold a contract/agreement with a project sponsor(s) to provide these services. For example, a subrecipient organization may receive funds from a project sponsor to provide nutritional services for clients residing within a HOPWA facility-based housing program. Please note that subrecipients who work directly with client households must provide performance data for the grantee to include in Parts 2-7 of the CAPER.

Note: Please see the definition of a subrecipient for more information.

Note: Types of contracts/agreements may include: grants, sub-grants, loans, awards, cooperative agreements, and other forms of financial assistance; and contracts, subcontracts, purchase orders, task orders, and delivery orders.

Note: If any information is not applicable to the organization, please report N/A in the appropriate box. Do not leave boxes blank.

Sub-recipient Name	None (No Program Subrecipients)		Parent Company Name, if applicable	
Name and Title of Contact at Contractor/ Sub-contractor Agency				
Email Address				
Business Address				
City, County, State, Zip				
Phone Number (included area code)			Fax Number (include area code)	
Employer Identification Number (EIN) or Tax Identification Number (TIN)				
DUN & Bradstreet Number (DUNs)				
North American Industry Classification System (NAICS) Code				
Congressional District of the Sub-recipient's Business Address				
Congressional District(s) of Primary Service Area				
City(ies) and County(ies) of Primary Service Area	Cities:			Counties:
Total HOPWA Subcontract Amount of this Organization for the operating year				

5. Grantee Narrative and Performance Assessment

a. Grantee and Community Overview

Provide a one to three page narrative summarizing major achievements and highlights that were proposed and completed during the program year. Include a brief description of the grant organization, area of service, the name(s) of the program contact(s), and an overview of the range/type of housing activities provided. This overview may be used for public information, including posting on HUD's website. *Note: Text fields are expandable.*

A. Grantee and Community Overview

The City of Dallas is grantee of the HOPWA formula grant for the Dallas Eligible Metropolitan Statistical Area (Dallas EMSA). The City's Housing/Community Services Department administers the HOPWA grant, and provides management and oversight of the program. The HOPWA program year runs from October 1 through September 30.

The Dallas EMSA includes the City of Dallas and eight counties: Collin, Dallas, Delta, Denton, Ellis, Kaufman, Hunt, and Rockwall counties. The Dallas EMSA is very diverse ranging from a large metropolitan city to suburban communities to rural farmland. As of December 31, 2010, there are reported to be 15,874 persons living with HIV/AIDS in the Dallas EMSA, with 13,883 of those reported in Dallas County and 1,991 reported in rural/suburban counties.

The Dallas HOPWA program provides the following services: (1) tenant based rental assistance (TBRA); (2) short-term rent, mortgage, and utility assistance (STRMU); (3) facility based housing assistance, including the lease of certain facilities; and (4) other supportive services, consisting of homeless outreach and medically managed day care.

During the 2011-12 program year, the Dallas HOPWA program provided housing assistance for a total of 768 households (758 unduplicated households), comprised of 758 persons living with HIV/AIDS in the Dallas EMSA and 351 of their affected family members (total of 1,109 persons). Of these households, 189 received TBRA assistance and 370 received STRMU assistance, with 209 housed in facility-based housing. Overall, almost 96.9% of these households were able to achieve a level of housing stability either through remaining in permanent housing situations or being assisted on a temporary basis to maintain their home. In addition, 200 households received supportive services only, including homeless outreach, SSI/SSDI application assistance, and/or and medically managed child care.

During the 2011-12 program year, \$4,065,794 in HOPWA funding was expended, with \$2,360,403 in other funds leveraged to provide services for clients in the program, yielding a leveraging ratio of 58%. The City of Dallas has several community-based partners providing services to eligible persons under the HOPWA program. In addition to HOPWA, most of these partners receive funding for housing and other HIV/AIDS services from other grant sources, which are used in conjunction with HOPWA funding to provide clients with a broad range of supportive services in the continuum of care.

Tenant Based Rental Assistance (TBRA) and Short-Term Rent, Mortgage, and Utility Assistance (STRMU)

Health Services of North Texas, Inc. (formerly AIDS Services of North Texas, Inc.) provides STRMU and TBRA to eligible persons living primarily in Collin, Delta, Denton, Ellis, Hunt, Kaufman, and Rockwall Counties. HSNT serves persons in Delta County through referral from Special Health Resources of Texas, and persons in Ellis County through referral from AIDS Arms, Inc.

City of Dallas, Housing/Community Services Department, offers short-term rent, mortgage, and utility assistance at its Martin Luther King, Jr. Community Center and West Dallas Multipurpose Center to eligible persons residing primarily in Dallas County. Three grandfathered homeless clients received TBRA assistance through the Bridge homeless assistance center, but these clients were transitioned to the Dallas County HOPWA TBRA program during the year.

Dallas County Health and Human Services provides tenant-based rental assistance and short-term rent, mortgage, and utility assistance to eligible persons living primarily in Dallas County.

Facility Based Housing Assistance

AIDS Services of Dallas operates four housing communities for persons with HIV/AIDS and their families, one of which is specifically designed for formerly homeless persons. The agency has the capacity to serve 225 men, women, and children, with a total of 152 bedrooms, in 125 privately configured units.

Homeward Bound, Inc. offered supportive housing for persons with HIV/AIDS who were exiting the agency's inpatient treatment facility and need transitional housing during outpatient treatment and beyond. The transitional housing unit was part of the treatment facility and had the capacity to serve six persons in five bedrooms (four single-occupancy rooms and one double-occupancy room), but this program was discontinued during the year.

Legacy Counseling Center, Inc. operates a special care facility, with 7 single-occupancy bedrooms, that provides hospice/respite care for individuals who are diagnosed as being in the final stages of the AIDS disease or who need respite care.

My Second Chance, Inc. operates a licensed assisted living facility providing supportive housing for women with HIV/AIDS and substance abuse issues. The facility has the capacity to serve six persons in three double-occupancy rooms.

Other Supportive Services

City of Dallas, Housing/Community Services Department, offers an HIV/AIDS homeless outreach coordinator who works to identify homeless persons with HIV/AIDS who may be eligible for HOPWA services and make them aware of services. During part of the year, the City of Dallas provided a case manager to offer assistance to clients with filing/pursuing applications for SSI/SSDI benefits, but this program was discontinued due to lack of participation.

Open Arms, Inc. dba Bryan's House offers medically managed day care for children infected and affected by HIV/AIDS.

Contact Information:

For more information regarding the HOPWA Program in the Dallas EMSA, contact:

Primary Contact:

Lori Davidson, Coordinator III
Housing/Community Services Department
City of Dallas
1500 Marilla 6BN
Dallas, TX 75201
Phone: (214) 670-5560
Fax: (214) 659-7041
E-Mail: lori.davidson@dallascityhall.com

Additional Contacts (with City of Dallas):

Jerry Killingsworth, Director, Housing/Community Services Department
Bernadette Mitchell, Assistant Director, Housing/Community Services Department
Mamie Lewis, Manager, Housing/Community Services Department

[This page left blank intentionally]

b. Annual Performance under the Action Plan

Provide a narrative addressing each of the following four items:

1. Outputs Reported. Describe significant accomplishments or challenges in achieving the number of housing units supported and the number households assisted with HOPWA funds during this operating year compared to plans for this assistance, as approved in the Consolidated Plan/Action Plan. Describe how HOPWA funds were distributed during your program year among different categories of housing and geographic areas to address needs throughout the grant service area, consistent with approved plans.

2. Outcomes Assessed. Assess your program’s success in enabling HOPWA beneficiaries to establish and/or better maintain a stable living environment in housing that is safe, decent, and sanitary, and improve access to care. Compare current year results to baseline results for clients. Describe how program activities/projects contributed to meeting stated goals. If program did not achieve expected targets, please describe how your program plans to address challenges in program implementation and the steps currently being taken to achieve goals in next operating year. If your program exceeded program targets, please describe strategies the program utilized and how those contributed to program successes.

3. Coordination. Report on program coordination with other mainstream housing and supportive services resources, including the use of committed leveraging from other public and private sources that helped to address needs for eligible persons identified in the Consolidated Plan/Strategic Plan.

4. Technical Assistance. Describe any program technical assistance needs and how they would benefit program beneficiaries.

B. Annual Performance under the Action Plan

1. Outputs Reported

a. HOPWA Serving Persons with HIV/AIDS in the Dallas EMSA – Demographics

The City of Dallas is grantee of the HOPWA formula grant for the Dallas Eligible Metropolitan Statistical Area (Dallas EMSA). The City’s Housing/Community Services Department administers the HOPWA grant, and provides overall management and oversight of the program. The HOPWA program year runs from October 1 through September 30.

The Dallas EMSA includes the City of Dallas, as well as Collin, Dallas, Delta, Denton, Ellis, Hunt, Kaufman, and Rockwall counties. The Dallas EMSA is very diverse ranging from a large metropolitan city to suburban communities to rural farmland. It covers an area of almost 5,600 square miles and includes a population of 4.3 million, with approximately 15,874 of those living with HIV/AIDS, as reflected in the chart below.

County	Square Miles	Population*	Persons Living with HIV/AIDS**
Collin	847.56	812,226	924
Dallas	879.60	2,416,014	13,883
Delta	277.08	5,212	2
Denton	888.54	686,406	686
Ellis	939.91	152,753	132
Hunt	841.16	86,531	80
Kaufman	786.04	105,358	120
Rockwall	128.79	81,290	47
TOTAL	5,588.68	4,345,790	15,874

**Population data based on 2011 estimate published by the U.S. Census Bureau at quickfacts.census.gov
**Persons living with HIV/AIDS based on preliminary data for 2010 HIV/STD Surveillance Data as of 12/31/10 received by e-mail dated July 13, 2011 from Texas Department of State Health Services*

During the 2011-12 program year, the HOPWA program provided housing assistance to 758 persons living with HIV/AIDS in the Dallas EMSA, along with 351 family members residing with them. In addition, 200 households received supportive services only, including homeless outreach, SSI/SSDI application assistance, and/or and medically managed child care.

The tables below reflect the basic demographic information for those provided housing under the HOPWA program in 2011-12. (Demographic data for the 200 persons provided other supportive services is available, but is not reflected here.)

Beneficiary Demographics

Persons Provided Housing		
Clients (with HIV/AIDS)	758	68.3%
Family Members (with HIV)	23	2.1%
Family Members (w/o HIV)	328	29.6%
Total	1,109	

Client Demographics

Gender		
Male	532	70.2%
Female	214	28.2%
Trns (MF)	11	1.5%
Trns (FM)	1	0.1%
Total	758	

Age		
Under 18	0	0.0%
18 – 30 yrs	96	12.7%
31 – 50 yrs	477	62.9%
Over 50	185	24.4%
Total	758	

Race/Ethnicity		
Black	413	54.5%
Hispanic	107	14.1%
White	204	26.9%
Other	34	4.5%
Total	758	

Client Household Demographics

Diagnosis		
HIV	457	60.3%
AIDS	301	39.7%
Total	758	

Special Needs		
Veterans	32	4.2%
Homeless Persons	190	25.1%
Chronically Homeless	25	3.3%

Monthly Gross Income		
No income	239	31.5%
\$1 - \$150	8	1.1%
\$151 - \$250	12	1.6%
\$251 - \$500	19	2.5%
\$501 - \$1,000	315	41.6%
\$1,000 - \$1,500	107	14.1%
\$1,501 - \$2,000	42	5.5%
Over \$2,000	16	2.1%
Total	758	

Area Median Income		
0 – 30% (Extremely Low)	663	87.5%
31 – 50% (Very Low)	71	9.4%
51 – 80% (Low)	24	3.1%
Total	758	

b. HOPWA Services for Persons with HIV/AIDS in the Dallas EMSA

Consistent with the City's Consolidated Plan and 2011-12 Action Plan, the HOPWA program provides the following services for persons living with HIV/AIDS and their families in the Dallas EMSA:

- (1) Tenant based rental assistance (TBRA), including assistance for shared housing arrangements;
- (2) Short-term rent, mortgage, and utility payments (STRMU) to prevent the homelessness of the tenant or mortgagor of a dwelling;
- (3) Facility based housing assistance, consisting of:
 - Operating costs for housing including maintenance, security, operation, insurance, utilities, furnishings, equipment, supplies, and other incidental costs; and
 - Lease of facilities to provide housing and services; and
 - Non-substantial rehabilitation and repair of these facilities.

- (4) Supportive services for those receiving housing assistance as outlined above, and other supportive services, consisting of homeless outreach and medically managed day care.
- (5) Administrative costs for the grantee and project sponsors for general management, oversight, coordination, evaluation, and reporting on eligible activities.

(1) Tenant Based Rental Assistance (TBRA)

Tenant Based Rental Assistance consists of long-term and transitional rental assistance, including a utility allowance, payable on behalf of low-income persons living with HIV/AIDS. TBRA is payable so long as the client remains eligible until there is no longer a need or the client is able to secure other housing. Clients must contribute a portion of their income toward their rent. The remainder is paid by the HOPWA program.

The following providers paid TBRA assistance during the 2011-12 program year:

- City of Dallas, Housing/Community Services Department, serving homeless persons through the homeless assistance center, The Bridge (serving primarily residents of the City of Dallas) (These grandfathered clients were transitioned to the Dallas County TBRA program during the year.)
- Dallas County Health and Human Services (serving primarily residents of Dallas County)
- Health Service of North Texas, through its Denton, Plano, and Greenville, Texas offices (serving primarily residents in Collin, Delta, Denton, Ellis, Hunt, Kaufman, and Rockwall counties)

Tenant Based Rental Assistance

Agency	No. of Households Assisted	Tenant-Based Rental Assistance	Supportive Services*	Administrative Costs**	TOTAL COST
City of Dallas – The Bridge	3	\$5,920	\$4,470	\$0	\$10,390
Dallas County	140	\$750,268	\$74,743	\$41,221	\$866,232
Health Services of North Texas	49	\$260,988	\$78,653	\$18,115	\$357,756
Subtotal	192	\$1,017,176	\$157,866	\$59,336	\$1,234,378
ADJUST: Duplicate Households	(3)	(\$0)	(\$0)	(\$0)	(\$0)
Total	189	\$1,017,176	\$157,866	\$59,336	\$1,234,378

2011-12 Cost Per Household	\$5,382	\$835	\$314	\$6,531
-----------------------------------	----------------	--------------	--------------	----------------

**Supportive services expenses for agency allocated between STRMU and TBRA where applicable.*

***Administrative expenses for agency allocated between STRMU and TBRA were applicable; City of Dallas administrative costs are not broken out by program.*

2011-12 HOPWA TBRA Cost Per Household	\$5,382
compared to	
2010-11 HOPWA TBRA Cost Per Household	\$5,167
2009-10 HOPWA TBRA Cost Per Household	\$5,693
2008-09 HOPWA TBRA Cost Per Household	\$4,973
2007-08 HOPWA TBRA Cost Per Household	\$4,495
2006-07 HOPWA TBRA Cost Per Household	\$4,136

(2) Short-Term Rent, Mortgage, or Utility (STRMU) Emergency Assistance

STRMU Emergency Assistance provides short-term rent, mortgage, or utility assistance, for up to 21-weeks out of the 52-week period of October through September. The following community partners paid STRMU assistance, and provided supportive services (housing case management) in conjunction with this assistance, under the HOPWA program:

- City of Dallas, Housing/Community Services Department, through its Martin Luther King, Jr. Community Center and West Dallas Multipurpose Center (serving primarily residents of the City of Dallas).
- Dallas County Health and Human Services (serving primarily residents of Dallas County)

- Health Service of North Texas, through its Denton, Plano, and Greenville, Texas offices (serving primarily residents in Collin, Delta, Denton, Ellis, Hunt, Kaufman, and Rockwall counties)

Total STRMU Assistance

Agency	No. of Households Assisted	STRMU Emergency Assistance	Supportive Services*	Administrative Costs**	TOTAL COST
City of Dallas – MLK	123	\$182,795	\$85,296	\$0	\$268,091
City of Dallas – WDMC	72	\$102,748	\$62,187	\$0	\$164,935
Dallas County	171	\$278,490	\$78,391	\$41,500	\$398,381
Health Services of North Texas	39	\$50,806	\$56,347	\$12,940	\$120,093
Subtotal	405	\$614,839	\$282,221	\$54,440	\$951,500
ADJUST: Duplicate Households	(35)	(\$0)	(\$0)	(\$0)	(\$0)
Total	370	\$614,839	\$282,221	\$54,440	\$951,500

2011-12 Cost Per Household	\$1,662	\$763	\$147	\$2,572
-----------------------------------	----------------	--------------	--------------	----------------

**Supportive services expenses for agency allocated between STRMU and TBRA where applicable.*

*** Administrative expenses for agency allocated between STRMU and TBRA were applicable; City of Dallas administrative costs are not broken out by program.*

2011-12 STRMU Cost Per Household	\$1,662
compared to	
2010-11 STRMU Cost Per Household	\$1,966
2009-10 STRMU Cost Per Household	\$1,784
2008-09 STRMU Cost Per Household	\$1,568
2007-08 STRMU Cost Per Household	\$1,419
2006-07 STRMU Cost Per Household	\$1,087

During 2011-12, the HOPWA program continued to experience an increase in demand in the amount of STRMU emergency assistance, with overall assistance paid increasing to \$614,839 (from \$591,750 in FY2010-11, \$472,769 in FY2009-10, \$405,996 in 2008-09, \$383,191 in 2007-08, and \$268,581 in 2006-07). Over the last several years, the demand for STRMU emergency assistance has increased by 129%. To meet the demand for STRMU, the City of Dallas continues to allocate additional funds to STRMU – particularly given that STRMU emergency assistance is the only program that does not currently have a waiting list in place.

Facility Based Housing Assistance

The HOPWA program continued partnering with AIDS services organizations to provide facility based housing assistance. HOPWA funded operating costs, including maintenance, security, operation, insurance, utilities, furnishings, equipment, supplies, and other incidental costs; lease costs for some of the facilities; and supportive services provided in conjunction with housing.

- AIDS Services of Dallas (PWA Coalition of Dallas, Inc. dba AIDS Services of Dallas): AIDS Services of Dallas (ASD) operates four housing communities for persons with HIV/AIDS and their families, one of which is specifically designed for formerly homeless persons. ASD facilities, all of which are licensed as special care HIV/AIDS facilities by the State of Texas, include:
 - *Ewing Center – comprised of 15,000 square feet, with 15 efficiency units, 5 one-bedroom apartments, and 2 rooms designated as sub-acute beds.*
 - *Hillcrest House – comprised of 35,885 square feet, with 64 Single Room Occupancy (SRO) units designated to provide housing to formerly homeless individuals.*
 - *Revlon Apartments – comprised of 19,000 square feet, with 7 two-bedroom units and 20 one-bedroom units.*
 - *Spencer Gardens – comprised of 16,500 square feet, with 8 three-bedroom and 4 two-bedroom apartments specifically designed for families living with HIV/AIDS.*

In addition to housing, AIDS Services of Dallas provides residents with supportive services, including transportation, food services, medical case management, housing-based case management, and home health care, as well as additional services provided through collaborations with organizations that bring services on-site.

- Homeward Bound, Inc.: Homeward Bound offered residential and outpatient substance abuse services for indigent clients in the community. This transitional housing unit was part of the agency’s state licensed treatment facility, and had the capacity to serve six persons in five bedrooms (four single-occupancy rooms and one double-occupancy room). However, the program was discontinued during the year due to grant funding requirements.
- Legacy Counseling Center, Inc.: Legacy Counseling Center (Legacy) operates a special care facility that provides hospice/respice care for individuals who are diagnosed as being in the final stages of the AIDS disease, generally with six months or less to live, or needing respice recovery care. Legacy’s facility, which is also licensed as a special care HIV/AIDS facility by the State of Texas, is:
 - *Legacy Founder’s Cottage – comprised of 2,500 square feet, with 7 bedrooms serving up to 7 persons at a time.*

Legacy also provides supportive services consisting of 24-hour around-the-clock care (including not only housekeeping, but also medical support and pain management, meals and comfort food, and advocacy and case management) for individuals who are often too sick to care from themselves. Legacy through its counseling center also provides counseling for residents and bereavement support and counseling for their families.

- My Second Chance, Inc.: My Second Chance (MSC) was newly funded by HOPWA this year. The agency operates a facility that provides transitional supportive housing for women with HIV/AIDS who are dually diagnosed with substance abuse issues. MSC’s facility, which is licensed as an assisted living facility by the State of Texas, is:
 - *Pearl’s Place – comprised of 3 bedrooms, serving a maximum of 6 persons.*

In addition to housing, clients receive supportive and aftercare services, including nutritious meals, case management, access to medical and mental health care, life skills management, opportunities for education and computer technology training.

Facility Based Housing

Agency/ Facility	Capacity	No. of Households Assisted	Housing Operations/ Lease	Supportive Services	Admin- istrative Costs	TOTAL COST
ASD/Ewing	22 units	30	\$92,262	\$129,983	\$16,462	\$238,707
ASD/Hillcrest	64 units	77	\$40,942	\$122,098	\$0	\$163,040
ASD/Revlon	27 units	34	\$124,057	\$193,210	\$27,302	\$344,569
ASD/Spencer	12 units	14	\$106,853	\$180,129	\$25,501	\$312,483
Homeward Bound	6 units	16	\$16,412	\$49,788	\$4,112	\$70,312
Legacy	7 units	23	\$46,700	\$180,829	\$15,927	\$243,456
My Second Chance	6 units	16	\$51,996	\$97,535	\$10,465	\$159,996
Subtotal	144 units	210	\$479,222	\$953,572	\$99,769	\$1,532,563
ADJUST: Duplicate		(1)	(\$0)	(\$0)	(\$0)	(\$0)
Total		209	\$479,222	\$953,572	\$99,769	\$1,532,563
2011-12 Cost Per Household			\$2,293	\$4,563	\$477	\$7,333

	Housing	Support	Overall
2011-12 Cost Per Household	\$2,293	\$4,563	\$7,333
compared to			
2010-11 Cost Per Household	\$3,877	\$4,246	\$8,683
2009-10 Cost Per Household	\$2,210	\$4,747	\$7,405
2008-09 Cost Per Household	\$2,157	\$3,377	\$5,534
2007-08 Cost Per Household	\$2,705	\$3,312	\$6,017
2006-07 Cost Per Household	\$3,451	\$2,852	\$6,303

(4) Other Supportive Services

The following additional supportive services were provided by the HOPWA program:

- City of Dallas, Housing/Community Services Department (Homeless Outreach): Provides an HIV/AIDS homeless outreach coordinator who works to identify homeless persons with HIV/AIDS who may be eligible for HOPWA services. She conducts outreach at The Bridge homeless assistance center, as well as in hospitals, nursing homes, jails, homeless shelters, and other places where homeless persons may be located.
- City of Dallas, Housing/Community Services Department (SSI/SSDI Initiative Project): Provided a case manager who assists HOPWA housing clients with filing and pursuing applications for Supplemental Security Income (SSI) and Social Security Disability Insurance (SSDI) benefits. This program was discontinued during the year due to lack of participation.
- Open Arms, Inc. dba Bryan’s House: Provides medically managed childcare for children, newborn to age 13, infected and affected by HIV/AIDS. Bryan’s House is an 18,600 square foot, sub-acute childcare facility licensed as a special care facility by the Texas Department of Health. Bryan’s House offers both daytime care and overnight care.

Supportive Services Only

Agency/Program	No. of Households Assisted	Supportive Services
City of Dallas - Homeless Outreach	159	\$83,124
City of Dallas – SSI/SSDI Initiative Project	15	\$23,484
Open Arms - Medically Managed Child Care	26	\$48,750
Total	200	\$155,358

c. HOPWA Outputs in the Dallas EMSA

Consistent with the City’s Consolidated Plan and 2011-12 Action Plan, the HOPWA Program made considerable progress toward its output goals (i.e., households assisted) for the program year, as shown in the charts below. For budget purposes, Emergency Assistance and Tenant Based Rental Assistance are combined into a single service category to allow agencies more flexibility in service provision and to ensure that all funds are appropriately utilized; however, the Action Plan establishes separate goals for the two activities, and households and expenditures are still tracked and reported separately.

Output: Housing Activities (in households)

Project	Tenant Based Rental Assistance	Goal	Actual
0051	Tenant Based Rental Asst – Project Sponsor	175	189
0052	Tenant Based Rental Asst – Grantee	0	3
	Subtotal – TBRA	175	192
	ADJUST: Duplicate		(3)
	Net – TBRA	175	189

Project	Short-Term Rent/Mortgage/Utility Assistance	Goal	Actual
0051	STRMU Emergency Asst – Project Sponsor	180	210
0052	STRMU Emergency Asst – Grantee	120	195
	Subtotal – STRMU	300	405
	ADJUST: Duplicate		(35)
	Net – STRMU	300	370

Project	Facility Based Housing	Goal	Actual
0053	Facility Based – Project Sponsor	225	210
	Subtotal – Facility	225	210
	ADJUST: Duplicate		(1)
	Net – Facility	225	209

	TOTAL – All Households	700	768
	ADJUST: Duplicate (Between Categories)		(10)
	NET – Unduplicated Households	700	758

During the 2011-12 program year, the HOPWA Program provided housing assistance for 758 unduplicated households, compared to the goal of 700 (a variance of +8.3%). The program exceeded its annual goals in all housing categories.

During 2011-12, a substantial amendment was made to the budget to reallocate \$150,000 from Housing Facilities Operations to Housing Facilities Rehab/Repair. These funds are being competitively bid, and are expected to be awarded and expended during FY2012-13.

Output: Supportive Services Activities (in households)

Project	Supportive Services (Project Sponsor)	Goal	Actual
0054	Supportive Services with Housing – Project Sponsor	580	609
	Supportive Services without Housing – Project Sponsor	125	26
	Subtotal –Supportive Services (Project Sponsor)	705	635

Project	Supportive Services (Grantee)	Goal	Actual
0055	Supportive Services with Housing – Grantee	120	198
	Supportive Services without Housing - Grantee	100	174
	Subtotal –Supportive Services (Grantee)	220	372

	TOTAL – All Households	825	1,007
	ADJUST: Duplicate in Housing (from above)		(49)
	NET – All Households	825	958

During the 2011-12 program year, the HOPWA program provided supportive services for 958 unduplicated households (a variance of +16.1), primarily due to the increase in demand from STRMU across project sponsor and grantee programs. Overall, the program met all of its supportive services goals.

d. Geographic Distribution of HOPWA Funds in the Dallas EMSA

The Dallas EMSA includes eight counties shown below. HOPWA funds are used to serve eligible persons in all communities of the Dallas EMSA, and funding can generally be used to serve any eligible person residing in the eligible area. So, for example, Health Services of North Texas (HSNT) serves clients primarily residing in rural/suburban counties. However, those clients could also access services at an agency located in Dallas County.

With that in mind, the chart below shows the population and estimated number of persons living with HIV/AIDS in each county in the Dallas EMSA, as well as the 2011-12 HOPWA spending and HOPWA households served for those agencies located in and serving those counties. As shown, the geographic

distribution of 2011-12 HOPWA spending and households served is generally in line with the geographic distribution of those living with HIV/AIDS. In FY2011-12, additional funds were allocated for the rural/suburban counties, but not all funds were expended.

Geographic Distribution of HOPWA Funds

	County	Persons Living with HIV/AIDS*	%	2011-12 HOPWA Spending**	%	2011-12 HOPWA Households	%
	Dallas	13,883	87.46%	\$3,587,945	88.25%	670	88.39%
Rural/Suburban Counties	Collin	924	12.54%	\$477,849	11.75%	88	11.61%
	Delta	2					
	Denton	686					
	Ellis	132					
	Hunt	80					
	Kaufman	120					
	Rockwall	47					
	Subtotal	1,991					
	Total	15,874	100%	\$4,065,794	100%	758	100%

**Persons living with HIV/AIDS based on preliminary data for 2010 HIV/STD Surveillance Data as of 12/31/10 received by e-mail dated July 13, 2011 from Texas Department of State Health Services*

***HOPWA spending based on location of project sponsor*

e. Other HOPWA Accomplishments in the Dallas EMSA

Other HOPWA accomplishments during this program year include:

- HOPWA Competitive Grant (Homeless): During the 2011-12 program year, the City of Dallas continued its transitional homeless housing placement program, serving 86 households to date, under a three-year HOPWA Competitive Grant award for \$1,183,680 for April 1, 2009 through March 31, 2012, which was extended to September 30, 2012. The results of this program are included in a separate Annual Progress Report for that grant.
- HOPWA Competitive Grant (Project Reconnect Ex-Offenders): During the 2011-12 program year, the City of Dallas continued its housing program for ex-offenders with HIV/AIDS through the City's community re-entry program, Project Reconnect, serving 40 households to date, under a three-year renewal HOPWA Competitive Grant award for \$721,000 for January 1, 2010 through December 31, 2012. The results of this program will be included in a separate Annual Progress Report for that grant. This grant was renewed for another three-year period, January 1, 2013 through December 31, 2015, for \$746,853.
- New HOPWA Competitive Grant (Ex-Offender & IHHP Planning Project): During the 2011-12 program year, the City of Dallas implemented a new HOPWA competitive grant for \$1,287,500 for January 1, 2012 through December 31, 2014. Under the grant, the City of Dallas provides transitional housing for ex-offenders, serving 26 households to date. As well, the City of Dallas has implemented a community-wide planning project to develop an Integrated HIV/AIDS Housing Plan strategy and implementation plan for the area. The results of this program will be included in a separate Annual Progress Report for that grant.
- Getting to Work Initiative: In addition, AIDS Services of Dallas (together with the City of Dallas as HOPWA grantee) has been participating in the HOPWA Getting to Work Initiative – a technical assistance initiative to assist in the development of an employment services program for Dallas area HOPWA clients. To date, 127 ASD clients have received employment-related services and 15 have found full- or part-time employment.

- On-Line HOPWA Financial Management Course: HOPWA Program staff completed the On-Line HOPWA Financial Management Course during the FY2010-11 program year (or earlier). During this current year, only new staff were asked to take the course.

- Community Outreach and Collaboration:
 - *Ryan White Planning Council*: Through the year, City of Dallas HOPWA program staff participated in the local Ryan White Planning Council and the Evaluation Committee. As well, City of Dallas HOPWA program staff continued to participate in the Ryan White Planning Council Comprehensive Planning workgroup.
 - *HUD User Acceptance Testing for HOPWA IDIS*: On November 15-23, 2012, City of Dallas HOPWA program staff participated in user acceptance testing for the new HOPWA components of IDIS.
 - *Homeless Count*: On January 26, 2012, City of Dallas HOPWA program staff participated in the annual Homeless Point-in-Time Count.
 - *City of Dallas City Auditor's Office Grant Compliance Group TA Workshop*: On May 17, 2012 City of Dallas HOPWA program staff made a presentation on the HOPWA Program at this annual workshop attended by non-profit agencies.
 - *Special Care Facilities Workgroup*: In March 2012, City of Dallas HOPWA program staff also participated in a workgroup formed by the Texas Department of State Health Services to consider state regulations and licensure requirements for special care facilities.
 - *Behavioral Health & Primary Care Committee*: Beginning in August 2012, City of Dallas HOPWA program staff began participating in a local behavioral health committee formed by the Texas Department of State Health Services under a Substance Abuse and Mental Health Services Administration (SAMHSA) grant – to foster collaboration and integration of mental health and substance abuse services for persons with HIV/AIDS with other services.

- Training: During 2011-12, the City of Dallas as grantee and the HOPWA service providers participated in several training initiatives. These are summarized below:
 - *HOPWA Continuing the Dialogue Sessions*: On December 8, 2011, and June 6, 2012, HOPWA program staff participated in two regional HOPWA training sessions sponsored by the Fort Worth HUD Office of Community Planning and Development.
 - *HIV Training*: On February 16, 2012, and April 11, 2012, HOPWA program staff participated in HIV 101 Training and LBGT Diversity 101 classes taught by the Resource Center of Dallas.
 - *Eighth Annual City of Dallas HOPWA Service Provider Workshop*: On August 23, 2012, the City of Dallas hosted its annual training workshop for HOPWA service providers.
 - *AIDS Housing Corporation (AHC) eLearning Web Conferences*: On September 27, 2012, City of Dallas HOPWA staff made a presentation on Grants Management – Site Visits for the HOPWA Best Practices Training Series.
 - *United States Conference on AIDS*: On October 1-3, 2012, City of Dallas HOPWA program staff participated in the U.S. Conference on AIDS and brought back several materials to share with staff that were unable to attend.

--*On-Line Training:* City of Dallas HOPWA staff participated in as many as 46 on-line training opportunities during the program year, including webinars sponsored by HOPWA, the HOPWA Getting to Work webinars, the HUD Homelessness Resource Exchange/Continuum of Care and Emergency Solutions Grant), National Alliance to End Homelessness, HUD eCon Planning Suite Series, the U.S. Interagency Council on Homelessness, HIV Health Care Reforms

f. HOPWA Challenges in the Dallas EMSA

Challenges for the Dallas HOPWA program is Dallas include: (1) continuing high demand for STRMU assistance; (2) ensuring that services (particularly STRMU and TBRA assistance) are targeting those that are most at risk and in need (while at the same time managing community expectations around entitlement for assistance); (3) meeting the unmet need; and (4) addressing long waiting lists. These challenges are discussed in more detail elsewhere in this report.

2. Outcomes Assessed

Consistent with the national objectives for HOPWA, the goals of the Dallas HOPWA Program are to help clients establish and maintain stable housing, reduce the risk of homelessness, and improve access to health care and other supportive services.

a. Housing Stability Outcome

Part 4, Section 1 and Section 2, show the total number of households served, the number of households continuing in the program to next year (where applicable), and the destination or year end status of each household under each type of housing activity. Based on that data, the Housing Stability Outcomes for the Dallas HOPWA Program may be reflected as follows:

Housing Stability Outcome

Activity	Goal	CURRENT YEAR RESULTS						Prior Yr 2010-11 Results	Prior Yr 2009-10 Results
		Stable	Tempo-rary	Unstable	% Stable	% Tempo-rary	% Stable+Temp		
Tenant Based Rental Asst	90.00%	179	0	9	95.2%	0.0%	95.2%	97.4%	96.4%
STRMU Emergency Asst	90.00%	110	258	2	29.7%	69.7%	99.4%	99.6%	100.0%
Facility Based (Permanent)	90.00%	137	1	11	91.9%	0.7%	92.6%	96.6%	97.3%
Facility Based (Transitional)	90.00%	42	7	1	84.0%	14.0%	98.0%	89.5%	84.6%
Overall	90.00%	468	266	23	61.8%	35.1%	96.9%	97.8%	96.7%

2011-12 Cost Per Stability Outcome*	\$2,876
compared to	
2010-11 Cost Per Stability Outcome	\$3,553
2009-10 Cost Per Stability Outcome	\$3,063
2008-09 Cost Per Stability Outcome	\$2,786
2007-08 Cost Per Stability Outcome	\$2,871
2006-07 Cost Per Stability Outcome	\$3,106

* For purposes of calculating the Cost per Stability Outcome, only expenditures for housing assistance (\$2,111,237 divided by 734 households) were taken into account. Supportive services costs are considered below under the Access Outcomes. Further, although administrative costs were disregarded for this analysis, they are nevertheless a cost of providing services under the HOPWA program.

The overall housing stability outcome for the program (96.9%) remained relatively unchanged compared with the prior two years (97.8% and 96.7%), and all housing program met the housing stability outcome goal. It is again important to note that, while a large number of STRMU clients were assessed as Temporarily Stable, with a Reduced Risk of Homelessness (in that they are likely to seek assistance in the future), these clients maintained (and did not lose) their housing. So, the STRMU program did what it was designed to do – prevent homelessness.

b. STRMU Clients Served in Prior Year and Two Prior Years

Part 4, Section 2, shows additional data regarding the housing stability for STRMU clients. As prescribed, the table reflects the number of STRMU clients served during the 2011-12 program year who also received assistance in the prior year and in the prior two years.

Repeat STRMU Clients

	2011-12		2010-11		2009-10	
STRMU for Two Years in a Row	82	22%	64	21%	38	14%
STRMU for Three Years in a Row	69	19%	38	13%	34	13%

As shown in the table above, the results are higher than last year, particularly for those receiving assistance for three years in a row; however, it is important to consider that:

- Repeat STRMU clients remain stabilized in housing.
- Repeat STRMU clients remain engaged in services.
- Local housing programs (like TBRA and Section 8) have long waiting lists.
- Some repeat STRMU clients are receiving mortgage assistance for which no other assistance is available.
- Most STRMU clients are spending more than 50% of their income on housing costs, and most seek assistance due to chronic, ongoing financial situations making them unable to make ends meet.

c. Outcomes on Access to Care and Support

Part 4, Section 3, shows the number of households with access to care and support. The summary below looks at these results as compared to the targets established by the HOPWA Program.

**Outcomes on Access to Care and Support
(with Housing Assistance)**

	CURRENT YEAR RESULTS				Prior Yr 2009-10 Results	Prior Yr 2009-10 Results
	Total Households	Households with Access	Goal	Actual		
Support for Stable Housing (Housing Plan)	758	735		96.9%	96.3%	96.7%
Access to Support (Contact with Case Manager)	758	741		97.8%	97.0%	91.8%
Access to Health Care (Contact with Primary Health Care Provider)	758	749		98.8%	97.8%	96.5%
Access to Health Care (Medical Insurance/Assistance)	758	747		98.5%	97.6%	96.8%
Sources of Income (Qualification for Sources of Income)	758	571		75.3%	79.9%	68.8%
Average	758	709	90.0%	93.5%	93.6%	90.2%

2011-12 Cost Per Access Outcome*	\$1,966
compared to	
2010-12 Cost Per Access Outcome	\$1,940
2009-10 Cost Per Access Outcome	\$2,423
2008-09 Cost Per Access Outcome	\$2,087

2007-08 Cost Per Access Outcome	\$2,040
2006-07 Cost Per Access Outcome	\$1,802

*Cost per Outcome was calculated by dividing the expenditures for Supportive Services associated with Housing Assistance (\$1,549,017 - \$155,358 = \$1,393,659) by the average number of households having access to care and support (709).

For 2011-12, the Dallas HOPWA program set a goal of 90% on an average of the five indicators for access to care and support. Based on these results, the overall average for access to care and support (93.6%) is higher than the goal of 90%. This is a positive outcome for the program. For the HOPWA program, housing is shown to be the base from which clients stay connected to care and other services, including medical care.

3. Coordination

a. HOPWA Coordination with Homeless Services

HOPWA coordination with homeless services takes place through the City's partnership with Metro Dallas Homeless Alliance (MDHA) (Continuum of Care lead agency) and BridgeSteps (new operating entity for The Bridge homeless assistance center). The City's Homeless Services Division administers several supportive housing programs (including HOPWA-funded programs) at The Bridge. The HOPWA Program coordinates directly with staff from the City's Homeless Services Division, both of which are part of the City's Housing/Community Services Department, on these supportive housing programs. Following are a few specific examples of how the HOPWA program coordinates with homeless services.

- Facility Based Housing for Homeless or Formerly Homeless: HOPWA partially funds Hillcrest House operated by AIDS Services of Dallas, as described above. The facility includes 64 SRO units that are specifically designated for homeless or formerly homeless persons. Other HOPWA funded facility based housing providers also serve homeless persons, including Homeward Bound, Legacy, and My Second Chance; however, these projects are not specifically designated to serve the homeless population. The City of Dallas also works with AIDS Services of Dallas on its Shelter Plus Care grant used to fund the operation of Hillcrest House (in addition to HOPWA funding).
- Homeless Outreach: The City of Dallas provides a homeless outreach coordinator who works to identify homeless persons with HIV/AIDS who may be eligible for HOPWA services, as described above in the discussion of Other Supportive Services. She conducts intakes at The Bridge and at Hillcrest House, as well as other sites in the city.

b. HOPWA Coordination with Ryan White Services

The Dallas HOPWA program coordinates with Ryan White services on two levels. At the service provider level, HOPWA case managers accept and make referrals to/from Ryan White case managers for services – consistent with the Ryan White care coordination process. All HOPWA case managers are very familiar with Ryan White services in the area. In some cases, Ryan White services are offered within the same agency as HOPWA services; in other cases, they are made available through referrals. HOPWA service providers are also typically Ryan White-funded service providers (except the governmental entities).

At the administrative level, the HOPWA program coordinates with the Ryan White Planning Council (which is overseen by Dallas County Health and Human Services) by regular participation in Council meetings and activities. The City of Dallas has one appointee to the Ryan White Planning Council itself, and City staff members serve on the Allocations and Evaluation Committees. The Ryan White Planning Council manages and oversees the HIV/AIDS Continuum of Care in the Dallas area and, as such, includes HIV/AIDS housing issues in planning where appropriate. However, in Dallas, Ryan White funds are not typically used to pay housing costs, and the Council has no direct oversight or responsibility over HOPWA funding.

c. Leveraging of Other Resources

During the 2011-12 program year, other resources were used to fund housing and services for persons with HIV/AIDS, primarily facility based housing. The nature and amount of these resources are shown in Part 2. During the program year, \$2,360,403 in other funding was available to support HOPWA clients, compared to \$4,065,794 in HOPWA expenditures. This represents a 58% ratio of other funding to HOPWA funding.

4. Technical Assistance

At this time, the City of Dallas has not identified any technical assistance needs.

C. Barriers and Trends Overview

Provide a narrative addressing items 1 through 3. Explain how barriers and trends affected your program’s ability to achieve the objectives and outcomes discussed in the previous section.

1. Describe any barriers (including regulatory and non-regulatory) encountered, actions taken in response to barriers, and recommendations for program improvement. Provide an explanation for each barrier selected.

<input type="checkbox"/> HOPWA/HUD Regulations	<input type="checkbox"/> Planning	<input type="checkbox"/> Housing Availability	<input checked="" type="checkbox"/> Rent Determination and Fair Market Rents
<input type="checkbox"/> Discrimination/Confidentiality	<input type="checkbox"/> Multiple Diagnoses	<input type="checkbox"/> Eligibility	<input type="checkbox"/> Technical Assistance or Training
<input type="checkbox"/> Supportive Services	<input type="checkbox"/> Credit History	<input type="checkbox"/> Rental History	<input type="checkbox"/> Criminal Justice History
<input type="checkbox"/> Housing Affordability	<input checked="" type="checkbox"/> Other, please explain further: Waiting Lists and Unmet Need		

2. Describe any trends in the community that may affect the way in which the needs of persons living with HIV/AIDS are being addressed, and provide any other information important to the future provision of services to this population.

3. Identify any evaluations, studies, or other assessments of the HOPWA program that are available to the public.

C. Barriers and Trends Overview

1. Barriers for the HOPWA Program in the Dallas EMSA

Many of the same barriers and trends continue to affect the Dallas EMSA and the HOPWA program from year-to-year, but no challenge has been insurmountable or created any disruption or problems with service delivery.

a. Waiting Lists and Unmet Need

All of the HOPWA programs (except STRMU and Supportive Services Only projects) continue to experience waiting lists for services. The waiting lists for HOPWA services in the Dallas EMSA are as follows:

HOPWA Waiting Lists (as of 9/30/12)

Type of Waiting List	No. of Households
Facility Based	111
TBRA – in Dallas County	343
TBRA – in Rural Counties	63
Total	517

Waiting lists for facility-based housing and TBRA are maintained at each agency for that agency’s program. Generally, waiting lists are managed on a first-come, first-served basis, except that facility-based programs may consider additional eligibility criteria applicable to their specific programs (e.g., medical need, hospice/respite needs, substance abuse treatment needs). Clients are added to a waiting list once they establish basic eligibility for HOPWA services, and are contacted on a first-come, first-served basis when an opening arises.

In addition to waiting lists, unmet need is also identified in the 2010 HIV Needs Assessment published by the Ryan White Planning Council. Based on system-wide consumer surveys, the Needs Assessment calculated: (1) a proportion of persons indicating a need for services vs. those having no need, and (2) within the group having a need, the proportion for which the need was already met vs. not met. This information was extrapolated and applied to the Dallas EMSA

population of persons living with HIV/AIDS (15,874 as of December 31, 2010), to show the gap analysis for housing services in the Dallas EMSA area.

Gap Analysis – Total Population – Dallas EMSA

2010 Needs Assessment - Gap Analysis (15,874 PWLHA)	EFA* (Utilities)	EFA* (Rent Mortgage)	Long- Term Rent Asst	Facility Based Housing
A. Total Projected Service Need [((Total – No Need)/Total) *15,874]	5,334	5,032	6,339	2,182
B. Total Projected Service Need Met [(Need Met/Total) *15,874]	(2,072)	(1,556)	(1,965)	(805)
C. Total Projected Unmet Service Need (Gap) [A – B]	3,262	3,476	4,375	1,377
D. Additional Capacity Needed to Meet Need [C / B]	158%	223%	223%	171%

Source: Derived from 2010 Comprehensive HIV Needs Assessment, Ryan White Planning Council for the Dallas Area (Feb 2011) and 2007 Comprehensive HIV Needs Assessment, Ryan White Planning Council for the Dallas Area (Feb 2008)

*EFA means Emergency Financial Assistance

Based on the 2010 gap analysis, anywhere from 1,377 to 4,375 persons living with HIV/AIDS in the Dallas EMSA are likely in need of some level of housing assistance. In some cases, over 223% additional capacity would be required to meet the need. This is down from the 2007 gap analysis, which showed a need for over 300% additional capacity to meet the housing needs in the area. Nevertheless, the need is still there. In the 2010 Needs Assessment, about 53% of consumers reported spending more than 30% of their income on housing, 18.4% has received a utility shutoff notice during the past year, and 8.6% received an eviction or foreclosure notice.

b. Fair Market Rents

A significant barrier for clients in the Tenant Based Rental Assistance (TBRA) program is the fair market rent (FMRs) for the area. For this program year, the FMR for a one-bedroom room was \$719 (down from \$738 the prior year and \$740 two the prior year). For the upcoming year, the FMR for a one-bedroom unit has dropped again – to \$701. Since FMR also includes utilities, when the utility allowance is also factored in, that leaves anywhere from \$600 to \$640 for rent. It is difficult for clients to find decent units in areas where they want to live at that level. Public housing authorities in the Dallas are presently piloting a Small Area FMR program where FMRs are determined by zip code, but this pilot program does not apply to HOPWA at this time. If FMRs were determined by zip code, more housing opportunities would likely open up for HOPWA clients, but the variations in FMRs would increase the TBRA expense to the HOPWA program, making it difficult if not impossible for the program to continue serving the same number of clients. This would cause HOPWA waiting lists to grow even more.

c. Client Barriers

Persons living with HIV/AIDS and agencies that serve them continue to experience barriers in service delivery relating to clients, including but not limited to, the stigma of the disease, economic, homelessness, credit history, criminal history, physical disability, cultural and linguistic, complex drug regimens, substance abuse, chronic mental illness, mental disability or instability, lack of education/illiteracy, poor nutrition, lack of transportation, and lack of affordable childcare.

2. Trends in the Dallas EMSA Affecting the HOPWA Program

a. Homeless Population

Overall, the Dallas area homeless population is dropping and, with it, those who are homeless with HIV/AIDS, as shown in the chart below.

Homeless Persons with HIV/AIDS

Year	Total Homeless Count	% Homeless with HIV/AIDS	Total Homeless with HIV/AIDS
2008	5,869	5.0%	293
2009	5,675	6.0%	341
2010	5,750	6.0%	345
2011	5,783	6.0%	347
2012	5,618	5.0%	280
Average	5,739	5.6%	321

Source: MDHA Annual "Point in Time" Homeless Count and Census (for respective years)

Notwithstanding this "point in time" count data, the 2010 Comprehensive HIV Needs Assessment conducted by the Ryan White Planning Council actually shows a much high number of persons with HIV/AIDS who report being homeless. In that case, 8.2% of the consumer sample reported being homeless. If applied to the entire population, this would mean that 1,333 persons living with HIV/AIDS in the Dallas EMSA would have reported being homeless. The homeless outreach coordinator engages many of these homeless with HIV/AIDS during the year, but without more funded housing options most clients just have their names placed on a waiting list.

b. Chronic Nature of HIV/AIDS Disease

Although reported every year, it is still important to note how the now chronic nature of the HIV/AIDS disease has caused the proliferation of waiting lists for HOPWA housing assistance. This is due, in part, to advances made in drug therapies used to treat this disease that allow persons with HIV/AIDS to live *longer*. This is positive health outcome, which can be attributed in part to housing stability. Nevertheless, the impact is that more and more persons need housing assistance and other services. This also explains why we continue to see the HOPWA client population growing older and, in some cases, due to the effects of the disease and economic conditions as well, becoming more fragile and vulnerable.

3. Evaluation, Studies, and Other Assessments of HOPWA Program

The Dallas Planning Area HIV/AIDS Housing Plan, dated December 2000, is the only evaluation currently available that is specific to the HOPWA housing program in the Dallas area. A copy is available at the Ryan White Planning Council/Consortium website at www.dallascounty.org/department/rwpc/index.php.

In February 2011, the Ryan White Planning Council completed a new 2010 Comprehensive HIV Needs Assessment of services for persons living with HIV/AIDS in the Dallas area, which is addressed in the Waiting Lists and Unmet Need section. In this upcoming year, the HOPWA program will engage in a community-wide planning effort to develop an integrated HIV/AIDS housing plan funded through a new HOPWA competitive grant.

d. Unmet Housing Needs: An Assessment of Unmet Housing Needs

In Chart 1, provide an assessment of the number of HOPWA-eligible households that require HOPWA housing subsidy assistance but are not currently served by any HOPWA-funded housing subsidy assistance in this service area.

In Row 1, report the total unmet need of the geographical service area, as reported in *Unmet Needs for Persons with HIV/AIDS*, Chart 1B of the Consolidated or Annual Plan(s), or as reported under HOPWA worksheet in the Needs Workbook of the Consolidated Planning Management Process (CPMP) tool.

Note: Report most current data available, through Consolidated or Annual Plan(s), and account for local housing issues, or changes in HIV/AIDS cases, by using combination of one or more of the sources in Chart 2.

If data is collected on the type of housing that is needed in Rows a. through c., enter the number of HOPWA-eligible households by type of housing subsidy assistance needed. For an approximate breakdown of overall unmet need by type of housing subsidy assistance refer to the Consolidated or Annual Plan (s), CPMP tool or local distribution of funds. Do not include clients who are already receiving HOPWA-funded housing subsidy assistance.

Refer to Chart 2, and check all sources consulted to calculate unmet need. Reference any data from neighboring states' or municipalities' Consolidated Plan or other planning efforts that informed the assessment of Unmet Need in your service area.

Note: In order to ensure that the unmet need assessment for the region is comprehensive, HOPWA formula grantees should include those unmet needs assessed by HOPWA competitive grantees operating within the service area.

1. Planning Estimate of Area's Unmet Needs for HOPWA-Eligible Households

1. Total number of households that have unmet housing subsidy assistance need.	4,375
2. From the total reported in Row 1, identify the number of households with unmet housing needs by type of housing subsidy assistance:	
a. Tenant-Based Rental Assistance (TBRA)	2,099
b. Short-Term Rent, Mortgage and Utility payments (STRMU)	1,616
• Assistance with rental costs	Not available
• Assistance with mortgage payments	Not available
• Assistance with utility costs.	Not available
c. Housing Facilities, such as community residences, SRO dwellings, other housing facilities	660

2. Recommended Data Sources for Assessing Unmet Need (check all sources used)

<input checked="" type="checkbox"/>	= Data as reported in the area Consolidated Plan, e.g. Table 1B, CPMP charts, and related narratives
<input type="checkbox"/>	= Data established by area HIV/AIDS housing planning and coordination efforts, e.g. Continuum of Care
<input type="checkbox"/>	= Data from client information provided in Homeless Management Information Systems (HMIS)
<input type="checkbox"/>	= Data from project sponsors or housing providers, including waiting lists for assistance or other assessments on need including those completed by HOPWA competitive grantees operating in the region.
<input type="checkbox"/>	= Data from prisons or jails on persons being discharged with HIV/AIDS, if mandatory testing is conducted
<input checked="" type="checkbox"/>	= Data from local Ryan White Planning Councils or reported in CARE Act Data Reports, e.g. number of clients with permanent housing
<input type="checkbox"/>	= Data collected for HIV/AIDS surveillance reporting or other health assessments, e.g. local health department or CDC surveillance data

Note: Refer to discussion of Waiting Lists and Unmet Need in Section C. Barriers and Trends Overview above for additional information on the assessment of unmet need for HIV/AIDS housing.

Note: Refer to discussion of Waiting Lists and Unmet Need in Section C. Barriers and Trends Overview above for additional information on the assessment of unmet need for HIV/AIDS housing.

In the 2010 Ryan White Needs Assessment referenced in Section C., consumers were not asked to select only one type of housing need, but rather could select more than one type (TBRA, STRMU, or Facility). So, it is not possible to un-duplicate the households among the various types of housing. About 4,375 households are in need of TBRA, and 3,369 are in need of STRMU (an average of 3,476 for rent/mortgage and 3,262 for utilities), with about 1,377 in need of Facility-Based Housing. Based on these results, there are at least 4,375 households in our area with some level of housing need. So, we have assumed that this is the largest need and have proportioned this number among the three types of housing for simplicity, as follows:

$$\begin{aligned} \text{TBRA} &= 4,375 / 9,121 \times 4,375 = 2,099 \\ \text{STRMU} &= 3,369 / 9,121 \times 4,375 = 1,616 \\ \text{Facility} &= 1,377 / 9,121 \times 4,375 = 660 \end{aligned}$$

End of PART 1

PART 2: Sources of Leveraging and Program Income

1. Sources of Leveraging

Report the source(s) of cash or in-kind leveraged federal, state, local or private resources identified in the Consolidated or Annual Plan and used in the delivery of the HOPWA program and the amount of leveraged dollars. In Column [1], identify the type of leveraging. Some common sources of leveraged funds have been provided as a reference point. You may add Rows as necessary to report all sources of leveraged funds. Include Resident Rent payments paid by clients directly to private landlords. Do NOT include rents paid directly to a HOPWA program as this will be reported in the next section. In Column [2] report the amount of leveraged funds expended during the operating year. Use Column [3] to provide some detail about the type of leveraged contribution (e.g., case management services or clothing donations). In Column [4], check the appropriate box to indicate whether the leveraged contribution was a housing subsidy assistance or another form of support.

Note: Be sure to report on the number of households supported with these leveraged funds in Part 3, Chart 1, Column A. A.

Source of Leveraging Chart

[1] Source of Leveraging	[2] Amount of Leveraged Funds	[3] Type of Contribution	[4] Housing Subsidy Assistance or Other Support
Public Funding			
Ryan White-Housing Assistance			<input type="checkbox"/> Housing Subsidy Assistance <input type="checkbox"/> Other Support
Ryan White-Other	\$654,804	Meals, Transp, Case Mgmt, Food, Medical, Mental Health	<input type="checkbox"/> Housing Subsidy Assistance <input checked="" type="checkbox"/> Other Support
Housing Choice Voucher Program			<input type="checkbox"/> Housing Subsidy Assistance <input type="checkbox"/> Other Support
Low Income Housing Tax Credit			<input type="checkbox"/> Housing Subsidy Assistance <input type="checkbox"/> Other Support
HOME			<input type="checkbox"/> Housing Subsidy Assistance <input type="checkbox"/> Other Support
Shelter Plus Care	\$186,313	Rental Asst	<input checked="" type="checkbox"/> Housing Subsidy Assistance <input type="checkbox"/> Other Support
Emergency Solutions Grant			<input type="checkbox"/> Housing Subsidy Assistance <input type="checkbox"/> Other Support
Other Public: Supportive Housing Program (SHP)	\$487,355	Case Mgmt, Personal Care Asst	<input type="checkbox"/> Housing Subsidy Assistance <input checked="" type="checkbox"/> Other Support
Other Public: Section 8 Rental Assistance	\$112,081	Rental Asst	<input checked="" type="checkbox"/> Housing Subsidy Assistance <input type="checkbox"/> Other Support
Other Public: State of Texas State HIV Services Grant	\$324,510	Housing Operations Meals, Case Mgmt	<input checked="" type="checkbox"/> Housing Subsidy Assistance <input checked="" type="checkbox"/> Other Support
Other Public: State of Texas SA/MH Grant	\$19,285	Substance Abuse Mental Health	<input type="checkbox"/> Housing Subsidy Assistance <input checked="" type="checkbox"/> Other Support
Other Public:			<input type="checkbox"/> Housing Subsidy Assistance <input type="checkbox"/> Other Support
Private Funding			
Grants			<input type="checkbox"/> Housing Subsidy Assistance <input type="checkbox"/> Other Support
In-kind Resources			<input type="checkbox"/> Housing Subsidy Assistance <input type="checkbox"/> Other Support
Other Private:			<input type="checkbox"/> Housing Subsidy Assistance <input type="checkbox"/> Other Support
Other Private:			<input type="checkbox"/> Housing Subsidy Assistance <input type="checkbox"/> Other Support
Other Funding			
Grantee/Project Sponsor/Subrecipient (Agency) Cash	\$57,696	Housing, Support, Non-Direct	<input checked="" type="checkbox"/> Housing Subsidy Assistance <input checked="" type="checkbox"/> Other Support
Resident Rent Payments by Client to Private Landlord	\$361,604		
TOTAL (Sum of all Rows)	\$2,203,648		

2. Program Income and Resident Rent Payments

In Section 2, Chart A., report the total amount of program income and resident rent payments directly generated from the use of HOPWA funds, including repayments. Include resident rent payments collected or paid directly to the HOPWA program. Do NOT include payments made directly from a client household to a private landlord.

Note: Please see report directions section for definition of program income. (Additional information on program income is available in the HOPWA Grantee Oversight Resource Guide).

A. Total Amount Program Income and Resident Rent Payment Collected During the Operating Year

Program Income and Resident Rent Payments Collected		Total Amount of Program Income (for this operating year)
1.	Program income (e.g. repayments)	\$0
2.	Resident Rent Payments made directly to HOPWA Program	\$156,755
3.	Total Program Income and Resident Rent Payments (Sum of Rows 1 and 2)	\$156,755

B. Program Income and Resident Rent Payments Expended To Assist HOPWA Households

In Chart B, report on the total program income and resident rent payments (as reported above in Chart A) expended during the operating year. Use Row 1 to report Program Income and Resident Rent Payments expended on Housing Subsidy Assistance Programs (i.e., TBRA, STRMU, PHP, Master Leased Units, and Facility-Based Housing). Use Row 2 to report on the Program Income and Resident Rent Payment expended on Supportive Services and other non-direct Housing Costs.

Program Income and Resident Rent Payment Expended on HOPWA programs		Total Amount of Program Income Expended (for this operating year)
1.	Program Income and Resident Rent Payment Expended on Housing Subsidy Assistance costs	\$10,227
2.	Program Income and Resident Rent Payment Expended on Supportive Services and other non-direct housing costs	\$146,528
3.	Total Program Income Expended (Sum of Rows 1 and 2)	\$156,755

End of PART 2

PART 3: Accomplishment Data Planned Goal and Actual Outputs

In Chart 1, enter performance information (goals and actual outputs) for all activities undertaken during the operating year supported with HOPWA funds. Performance is measured by the number of households and units of housing that were supported with HOPWA or other federal, state, local, or private funds for the purposes of providing housing assistance and support to persons living with HIV/AIDS and their families.

Note: The total households assisted with HOPWA funds and reported in PART 3 of the CAPER should be the same as reported in the annual year-end IDIS data, and goals reported should be consistent with the Annual Plan information. Any discrepancies or deviations should be explained in the narrative section of PART 1.

1. HOPWA Performance Planned Goal and Actual Outputs

HOPWA Performance Planned Goal and Actual		[1] Output: Households				[2] Output: Funding	
		HOPWA Assistance		Leveraged Households		HOPWA Funds	
		a.	b.	c.	d.	e.	f.
		Goal	Actual	Goal	Actual	HOPWA Budget	HOPWA Actual
HOPWA Housing Subsidy Assistance		[1] Output: Households				[2] Output: Funding	
1.	Tenant-Based Rental Assistance	175	189	0	0	\$1,290,000	\$1,017,176
2a.	Permanent Housing Facilities: Received Operating Subsidies/Leased units (Households Served)	140	154	0	0	\$379,990	\$364,114
2b.	Transitional/Short-term Facilities: Received Operating Subsidies/Leased units (Households Served) (Households Served)	85	55	0	0	\$116,000	\$115,108
3a.	Permanent Housing Facilities: Capital Development Projects placed in service during the operating year (Households Served)	0	0	0	0	\$150,000	\$0
3b.	Transitional/Short-term Facilities: Capital Development Projects placed in service during the operating year (Households Served)	0	0	0	0	\$0	\$0
4.	Short-Term Rent, Mortgage and Utility Assistance	300	370	0	0	\$801,974	\$614,839
5.	Permanent Housing Placement Services	0	0	0	0	\$0	\$0
6.	Adjustments for duplication (subtract)	(0)	(10)	(0)	(0)		
7.	Total HOPWA Housing Subsidy Assistance (Columns a. – d. equal the sum of Rows 1-5 minus Row 6; Columns e. and f. equal the sum of Rows 1-5)	700	758	0	0	\$2,737,964	\$2,111,237
Housing Development (Construction and Stewardship of facility based housing)		[1] Output: Housing Units				[2] Output: Funding	
8.	Facility-based units; Capital Development Projects not yet opened (Housing Units)	0	0	0	0	\$0	\$0
9.	Stewardship Units subject to 3 or 10 year use agreements	0	0				
10.	Total Housing Developed (Sum of Rows 78 & 9)	0	0	0	0	\$0	\$0
Supportive Services		[1] Output Households				[2] Output: Funding	
11a.	Supportive Services provided by project sponsors/subrecipient that also delivered HOPWA housing subsidy assistance	700	932			\$1,774,331	\$1,500,267
11b.	Supportive Services provided by project sponsors/subrecipient that only provided supportive services.	125	26			\$48,750	\$48,750
12.	Adjustment for duplication (subtract)	(0)	(0)			(0)	(0)
13.	Total Supportive Services (Columns a. – d. equal the sum of Rows 11 a. & b. minus Row 12; Columns e. and f. equal the sum of Rows 11a. & 11b.)	825	958			\$1,823,081	\$1,549,017
Housing Information Services		[1] Output Households				[2] Output: Funding	
14.	Housing Information Services	0	0			\$0	\$0
15.	Total Housing Information Services	0	0	0	0	\$0	\$0

Grant Administration and Other Activities		[1] Output Households				[2] Output: Funding	
16.	Resource Identification to establish, coordinate and develop housing assistance resources					\$0	\$0
17.	Technical Assistance (if approved in grant agreement)					\$0	\$0
18.	Grantee Administration (maximum 3% of total HOPWA grant)					\$244,454	\$191,995
19.	Project Sponsor Administration (maximum 7% of portion of HOPWA grant awarded)					\$266,755	\$213,545
20.	Total Grant Administration and Other Activities (Sum of Rows 17 – 20)					-	-
Total Expended						[2] Outputs: HOPWA Funds Expended	
						Budget	Actual
21.	Total Expenditures for program year (Sum of Rows 7, 10, 13, 15, and 20)					\$5,072,254	\$4,065,794

2. Listing of Supportive Services

Report on the households served and use of HOPWA funds for all supportive services. Do NOT report on supportive services leveraged with non-HOPWA funds.

Data check: Total unduplicated households and expenditures reported in Row 17 equal totals reported in Part 3, Chart 1, Row 13.

Supportive Services		[1] Output: Number of <u>Households</u>	[2] Output: Amount of HOPWA Funds Expended
1.	Adult day care and personal assistance	209	\$635,242
2.	Alcohol and drug abuse services		
3.	Case management	591	\$516,528
4.	Child care and other child services	26	\$48,750
5.	Education		
6.	Employment assistance and training	154	\$41,141
7.	Health/medical/intensive care services, if approved Note: Client records must conform with 24 CFR §574.310		
8.	Legal services		
9.	Life skills management (outside of case management)	154	\$134,176
10.	Meals/nutritional services	184	\$66,572
11.	Mental health services		
12.	Outreach	174	\$106,608
13.	Transportation		
14.	Other Activity (if approved in grant agreement). Specify:		
15.	Sub-Total Households receiving Supportive Services (Sum of Rows 1-14)	1,492	
16.	Adjustment for Duplication (subtract)	(534)	
17.	TOTAL Unduplicated Households receiving Supportive Services (Column [1] equals Row 15 minus Row 16; Column [2] equals sum of Rows 1-14)	958	\$1,549,017

3. Short-Term Rent, Mortgage and Utility Assistance (STRMU) Summary

In Row a., enter the total number of households served and the amount of HOPWA funds expended on Short-Term Rent, Mortgage and Utility (STRMU) Assistance. In Row b., enter the total number of STRMU-assisted households that received assistance with mortgage costs only (no utility costs) and the amount expended assisting these households. In Row c., enter the total number of STRMU-assisted households that received assistance with both mortgage and utility costs and the amount expended assisting these households. In Row d., enter the total number of STRMU-assisted households that received assistance with rental costs only (no utility costs) and the amount expended assisting these households. In Row e., enter the total number of STRMU-assisted households that received assistance with both rental and utility costs and the amount expended assisting these households. In Row f., enter the total number of STRMU-assisted households that received assistance with utility costs only (not including rent or mortgage costs) and the amount expended assisting these households. In row g., report the amount of STRMU funds expended to support direct program costs such as program operation staff.

Data Check: The total households reported as served with STRMU in Row a., column [1] and the total amount of HOPWA funds reported as expended in Row a., column [2] equals the household and expenditure total reported for STRMU in Part 3, Chart 1, Row 4, Columns b. and f., respectively.

Data Check: The total number of households reported in Column [1], Rows b., c., d., e., and f. equal the total number of STRMU households reported in Column [1], Row a. The total amount reported as expended in Column [2], Rows b., c., d., e., f., and g. equal the total amount of STRMU expenditures reported in Column [2], Row a.

Housing Subsidy Assistance Categories (STRMU)		[1] Output: Number of <u>Households</u> Served	[2] Output: Total HOPWA Funds Expended on STRMU during Operating Year
a.	Total Short-term mortgage, rent and/or utility (STRMU) assistance	370	\$614,839
b.	<u>Of the total STRMU reported on Row a.</u> , total who received assistance with mortgage costs ONLY.	16	\$35,677
c.	<u>Of the total STRMU reported on Row a.</u> , total who received assistance with mortgage and utility costs.	9	\$12,182
d.	<u>Of the total STRMU reported on Row a.</u> , total who received assistance with rental costs ONLY.	239	\$420,730
e.	<u>Of the total STRMU reported on Row a.</u> , total who received assistance with rental and utility costs.	62	\$115,870
f.	<u>Of the total STRMU reported on Row a.</u> , total who received assistance with utility costs ONLY.	44	\$30,380
g.	Direct program delivery costs (e.g., program operations staff time)		\$0

End of PART 3

Part 4: Summary of Performance Outcomes

In Column [1], report the total number of eligible households that received HOPWA housing subsidy assistance, by type. In Column [2], enter the number of households that continued to access each type of housing subsidy assistance into next operating year. In Column [3], report the housing status of all households that exited the program.

Data Check: The sum of Columns [2] (Number of Households Continuing) and [3] (Exited Households) equals the total reported in Column[1].

Note: Refer to the housing stability codes that appear in Part 5: Worksheet - Determining Housing Stability Outcomes.

Section 1. Housing Stability: Assessment of Client Outcomes on Maintaining Housing Stability (Permanent Housing and Related Facilities)

A. Permanent Housing Subsidy Assistance

	[1] Output: Total Number of Households Served	[2] Assessment: Number of Households that Continued Receiving HOPWA Housing Subsidy Assistance into the Next Operating Year	[3] Assessment: Number of Households that exited this HOPWA Program; their Housing Status after Exiting		[4] HOPWA Client Outcomes
Tenant-Based Rental Assistance	189	169	1 Emergency Shelter/Streets	1	<i>Unstable Arrangements</i>
			2 Temporary Housing	0	<i>Temporarily Stable, with Reduced Risk of Homelessness</i>
			3 Private Housing	5	<i>Stable/Permanent Housing (PH)</i>
			4 Other HOPWA	0	
			5 Other Subsidy	5	
			6 Institution	0	
			7 Jail/Prison	4	<i>Unstable Arrangements</i>
			8 Disconnected/Unknown	4	
			9 Death	1	
Permanent Supportive Housing Facilities/ Units	154	116	1 Emergency Shelter/Streets	2	<i>Unstable Arrangements</i>
			2 Temporary Housing	1	<i>Temporarily Stable, with Reduced Risk of Homelessness</i>
			3 Private Housing	15	<i>Stable/Permanent Housing (PH)</i>
			4 Other HOPWA	0	
			5 Other Subsidy	3	
			6 Institution	3	
			7 Jail/Prison	1	<i>Unstable Arrangements</i>
			8 Disconnected/Unknown	8	
			9 Death	5	

B. Transitional Housing Assistance

	[1] Output: Total Number of Households Served	[2] Assessment: Number of Households that Continued Receiving HOPWA Housing Subsidy Assistance into the Next Operating Year	[3] Assessment: Number of Households that exited this HOPWA Program; their Housing Status after Exiting		[4] HOPWA Client Outcomes
Transitional/ Short-Term Housing Facilities/ Units	55	11	1 Emergency Shelter/Streets	1	<i>Unstable Arrangements</i>
			2 Temporary Housing	7	<i>Temporarily Stable with Reduced Risk of Homelessness</i>
			3 Private Housing	20	<i>Stable/Permanent Housing (PH)</i>
			4 Other HOPWA	3	
			5 Other Subsidy	3	
			6 Institution	5	
			7 Jail/Prison	0	<i>Unstable Arrangements</i>
			8 Disconnected/unknown	0	
			9 Death	5	

B1: Total number of households receiving transitional/short-term housing assistance whose tenure exceeded 24 months	0
---	---

Section 2. Prevention of Homelessness: Assessment of Client Outcomes on Reduced Risks of Homelessness (Short-Term Housing Subsidy Assistance)

Report the total number of households that received STRMU assistance in Column [1].

In Column [2], identify the outcomes of the households reported in Column [1] either at the time that they were known to have left the STRMU program or through the project sponsor or subrecipient’s best assessment for stability at the end of the operating year.

Information in Column [3] provides a description of housing outcomes; therefore, data is not required.

At the bottom of the chart:

- In Row 1a., report those households that received STRMU assistance during the operating year of this report, and the prior operating year.
- In Row 1b., report those households that received STRMU assistance during the operating year of this report, and the two prior operating years.

Data Check: The total households reported as served with STRMU in Column [1] equals the total reported in Part 3, Chart 1, Row 4, Column b.

Data Check: The sum of Column [2] should equal the number of households reported in Column [1].

Assessment of Households that Received STRMU Assistance

[1] Output: Total number of households	[2] Assessment of Housing Status		[3] HOPWA Client Outcomes
370	Maintain Private Housing without subsidy <i>(e.g. Assistance provided/completed and client is stable, not likely to seek additional support)</i>	101	<i>Stable/Permanent Housing (PH)</i>
	Other Private Housing without subsidy <i>(e.g. client switched housing units and is now stable, not likely to seek additional support)</i>	1	
	Other HOPWA Housing Subsidy Assistance	7	
	Other Housing Subsidy (PH)	1	
	Institution <i>(e.g. residential and long-term care)</i>	0	
	Likely that additional STRMU is needed to maintain current housing arrangements	258	<i>Temporarily Stable, with Reduced Risk of Homelessness</i>
	Transitional Facilities/Short-term <i>(e.g. temporary or transitional arrangement)</i>	0	
	Temporary/Non-Permanent Housing arrangement <i>(e.g. gave up lease, and moved in with family or friends but expects to live there less than 90 days)</i>	0	
	Emergency Shelter/street	0	<i>Unstable Arrangements</i>
	Jail/Prison	2	
	Disconnected	0	
	Death	0	<i>Life Event</i>
1a. Total number of those households that received STRMU Assistance in the operating year of this report that also received STRMU assistance in the prior operating year (e.g. households that received STRMU assistance in two consecutive operating years).			82
1b. Total number of those households that received STRMU Assistance in the operating year of this report that also received STRMU assistance in the two prior operating years (e.g. households that received STRMU assistance in three consecutive operating years).			69

Section 3. HOPWA Outcomes on Access to Care and Support

1a. Total Number of Households

Line [1]: For project sponsors/subrecipients that provided HOPWA housing subsidy assistance during the operating year identify in the appropriate row the number of households that received HOPWA housing subsidy assistance (TBRA, STRMU, Facility-Based, Permanent Housing Placement Services, and Master Leasing) and HOPWA funded case management services. Use Row c. to adjust for duplication among the service categories and Row d. to provide an unduplicated household total.

Line [2]: For project sponsors/subrecipients that did NOT provide HOPWA housing subsidy assistance identify in the appropriate row the number of households that received HOPWA funded case management services.

Note: These numbers will help you to determine which clients to report Access to Care and Support Outcomes for and will be used by HUD as a basis for analyzing the percentage of households who demonstrated or maintained connections to care and support as identified in Chart 1b. below.

Total Number of Households	
1. For Project Sponsors/Subrecipients that provided HOPWA Housing Subsidy Assistance: Identify the total number of households that received the following HOPWA-funded services:	
a. Housing Subsidy Assistance (duplicated)-TBRA, STRMU, PHP, Facility-Based Housing, and Master Leasing	758
b. Case Management	591
c. Adjustment for duplication (subtraction)	(591)
d. Total Households Served by Project Sponsors/Subrecipients with Housing Subsidy Assistance (Sum of Rows a.b. minus Row c.)	758
2. For Project Sponsors/Subrecipients did NOT provide HOPWA Housing Subsidy Assistance: Identify the total number of households that received the following HOPWA-funded service:	
a. HOPWA Case Management	0
b. Total Households Served by Project Sponsors/Subrecipients without Housing Subsidy Assistance	0

1b. Status of Households Accessing Care and Support

Column [1]: Of the households identified as receiving services from project sponsors/subrecipients that provided HOPWA housing subsidy assistance as identified in Chart 1a., Row 1d. above, report the number of households that demonstrated access or maintained connections to care and support within the program year.

Column [2]: Of the households identified as receiving services from project sponsors/subrecipients that did NOT provide HOPWA housing subsidy assistance as reported in Chart 1a., Row 2b., report the number of households that demonstrated improved access or maintained connections to care and support within the program year.

Note: For information on types and sources of income and medical insurance/assistance, refer to Charts below.

Categories of Services Accessed	[1] For project sponsors/subrecipients that provided HOPWA housing subsidy assistance, identify the households who demonstrated the following:	[2] For project sponsors/subrecipients that did NOT provide HOPWA housing subsidy assistance, identify the households who demonstrated the following:	Outcome Indicator
1. Has a housing plan for maintaining or establishing stable on-going housing	735	0	<i>Support for Stable Housing</i>
2. Had contact with case manager/benefits counselor consistent with the schedule specified in client's individual service plan (may include leveraged services such as Ryan White Medical Case Management)	741	0	<i>Access to Support</i>
3. Had contact with a primary health care provider consistent with the schedule specified in client's individual service plan	749	0	<i>Access to Health Care</i>
4. Accessed and maintained medical insurance/assistance	747	0	<i>Access to Health Care</i>
5. Successfully accessed or maintained qualification for sources of income	571	0	<i>Sources of Income</i>

Chart 1b., Line 4: Sources of Medical Insurance and Assistance include, but are not limited to the following (Reference only)

<ul style="list-style-type: none"> • MEDICAID Health Insurance Program, or use local program name • MEDICARE Health Insurance Program, or use local program name 	<ul style="list-style-type: none"> • Veterans Affairs Medical Services • AIDS Drug Assistance Program (ADAP) • State Children’s Health Insurance Program (SCHIP), or use local program name 	<ul style="list-style-type: none"> • Ryan White-funded Medical or Dental Assistance
--	--	--

Chart 1b., Row 5: Sources of Income include, but are not limited to the following (Reference only)

<ul style="list-style-type: none"> • Earned Income • Veteran’s Pension • Unemployment Insurance • Pension from Former Job • Supplemental Security Income (SSI) 	<ul style="list-style-type: none"> • Child Support • Social Security Disability Income (SSDI) • Alimony or other Spousal Support • Veteran’s Disability Payment • Retirement Income from Social Security • Worker’s Compensation 	<ul style="list-style-type: none"> • General Assistance (GA), or use local program name • Private Disability Insurance • Temporary Assistance for Needy Families (TANF) • Other Income Sources
---	--	--

1c. Households that Obtained Employment

Column [1]: Of the households identified as receiving services from project sponsors/subrecipients that provided HOPWA housing subsidy assistance as identified in Chart 1a., Row 1d. above, report on the number of households that include persons who obtained an income-producing job during the operating year that resulted from HOPWA-funded Job training, employment assistance, education or related case management/counseling services.

Column [2]: Of the households identified as receiving services from project sponsors/subrecipients that did NOT provide HOPWA housing subsidy assistance as reported in Chart 1a., Row 2b., report on the number of households that include persons who obtained an income-producing job during the operating year that resulted from HOPWA-funded Job training, employment assistance, education or case management/counseling services.

Note: This includes jobs created by this project sponsor/subrecipients or obtained outside this agency.

Note: Do not include jobs that resulted from leveraged job training, employment assistance, education or case management/counseling services.

Categories of Services Accessed	[1] For project sponsors/subrecipients that provided HOPWA housing subsidy assistance, identify the households who demonstrated the following:	[2] For project sponsors/subrecipients that did NOT provide HOPWA housing subsidy assistance, identify the households who demonstrated the following:
Total number of households that obtained an income-producing job	94	0

End of PART 4

PART 5: Worksheet - Determining Housing Stability Outcomes (optional)

1. This chart is designed to assess program results based on the information reported in Part 4 and to help Grantees determine overall program performance. Completion of this worksheet is optional.

Permanent Housing Subsidy Assistance	Stable Housing (# of households remaining in program plus 3+4+5+6)	Temporary Housing (2)	Unstable Arrangements (1+7+8)	Life Event (9)
Tenant-Based Rental Assistance (TBRA)	179	0	9	1
Permanent Facility-based Housing Assistance/Units	137	1	11	5
Transitional/Short-Term Facility-based Housing Assistance/Units	42	7	1	5
Total Permanent HOPWA Housing Subsidy Assistance	358	8	21	11

Reduced Risk of Homelessness: Short-Term Assistance	Stable/Permanent Housing	Temporarily Stable, with Reduced Risk of Homelessness	Unstable Arrangements	Life Events
Short-Term Rent, Mortgage, and Utility Assistance (STRMU)	110	258	2	0
Total HOPWA Housing Subsidy Assistance	468	266	23	11

Background on HOPWA Housing Stability Codes

Stable Permanent Housing/Ongoing Participation

3 = Private Housing in the private rental or home ownership market (without known subsidy, including permanent placement with families or other self-sufficient arrangements) with reasonable expectation that additional support is not needed.

4 = Other HOPWA-funded housing subsidy assistance (not STRMU), e.g. TBRA or Facility-Based Assistance.

5 = Other subsidized house or apartment (non-HOPWA sources, e.g., Section 8, HOME, public housing).

6 = Institutional setting with greater support and continued residence expected (e.g., residential or long-term care facility).

Temporary Housing

2 = Temporary housing - moved in with family/friends or other short-term arrangement, such as Ryan White subsidy, transitional housing for homeless, or temporary placement in institution (e.g., hospital, psychiatric hospital or other psychiatric facility, substance abuse treatment facility or detox center).

Unstable Arrangements

1 = Emergency shelter or no housing destination such as places not meant for habitation (e.g., a vehicle, an abandoned building, bus/train/subway station, or anywhere outside).

7 = Jail /prison.

8 = Disconnected or disappeared from project support, unknown destination or no assessments of housing needs were undertaken.

Life Event

9 = Death, i.e., remained in housing until death. This characteristic is not factored into the housing stability equation.

Tenant-based Rental Assistance: Stable Housing is the sum of the number of households that (i) remain in the housing and (ii) those that left the assistance as reported under: 3, 4, 5, and 6. Temporary Housing is the number of households that accessed assistance, and left their current housing for a non-permanent housing arrangement, as reported under item: 2. Unstable Situations is the sum of numbers reported under items: 1, 7, and 8.

Permanent Facility-Based Housing Assistance: Stable Housing is the sum of the number of households that (i) remain in the housing and (ii) those that left the assistance as shown as items: 3, 4, 5, and 6. Temporary Housing is the number of households

that accessed assistance, and left their current housing for a non-permanent housing arrangement, as reported under item 2. Unstable Situations is the sum of numbers reported under items: 1, 7, and 8.

Transitional/Short-Term Facility-Based Housing Assistance: Stable Housing is the sum of the number of households that (i) continue in the residences (ii) those that left the assistance as shown as items: 3, 4, 5, and 6. Other Temporary Housing is the number of households that accessed assistance, and left their current housing for a non-permanent housing arrangement, as reported under item 2. Unstable Situations is the sum of numbers reported under items: 1, 7, and 8.

Tenure Assessment. A baseline of households in transitional/short-term facilities for assessment purposes, indicate the number of households whose tenure exceeded 24 months.

STRMU Assistance: Stable Housing is the sum of the number of households that accessed assistance for some portion of the permitted 21-week period and there is reasonable expectation that additional support is not needed in order to maintain permanent housing living situation (as this is a time-limited form of housing support) as reported under housing status: Maintain Private Housing with subsidy; Other Private with Subsidy; Other HOPWA support; Other Housing Subsidy; and Institution. Temporarily Stable, with Reduced Risk of Homelessness is the sum of the number of households that accessed assistance for some portion of the permitted 21-week period or left their current housing arrangement for a transitional facility or other temporary/non-permanent housing arrangement and there is reasonable expectation additional support will be needed to maintain housing arrangements in the next year, as reported under housing status: Likely to maintain current housing arrangements, with additional STRMU assistance; Transitional Facilities/Short-term; and Temporary/Non-Permanent Housing arrangements. Unstable Situation is the sum of number of households reported under housing status: Emergency Shelter; Jail/Prison; and Disconnected.

End of PART 5

PART 6: Annual Certification of Continued Usage for HOPWA Facility-Based Stewardship Units (ONLY)

The Annual Certification of Usage for HOPWA Facility-Based Stewardship Units is to be used in place of Part 7B of the CAPER if the facility was originally acquired, rehabilitated or constructed/developed in part with HOPWA funds but no HOPWA funds were expended during the operating year. Scattered site units may be grouped together on one page.

Grantees that used HOPWA funding for new construction, acquisition, or substantial rehabilitation are required to operate their facilities for HOPWA eligible individuals for at least ten (10) years. If non-substantial rehabilitation funds were used they are required to operate for at least three (3) years. Stewardship begins once the facility is put into operation.

Note: See definition of Stewardship Units.

Not Applicable

1. General information

HUD Grant Number(s)	Operating Year for this report From (mm/dd/yy) To (mm/dd/yy) <input type="checkbox"/> Final Yr <input type="checkbox"/> Yr 1; <input type="checkbox"/> Yr 2; <input type="checkbox"/> Yr 3; <input type="checkbox"/> Yr 4; <input type="checkbox"/> Yr 5; <input type="checkbox"/> Yr 6; <input type="checkbox"/> Yr 7; <input type="checkbox"/> Yr 8; <input type="checkbox"/> Yr 9; <input type="checkbox"/> Yr 10;
Grantee Name	Date Facility Began Operations (mm/dd/yy)

2. Number of Units and Non-HOPWA Expenditures

Facility Name:	Number of Stewardship Units Developed with HOPWA funds	Amount of Non-HOPWA Funds Expended in Support of the Stewardship Units during the Operating Year
Total Stewardship Units (subject to 3- or 10- year use periods)		

3. Details of Project Site

Project Sites: Name of HOPWA-funded project	
Site Information: Project Zip Code(s)	
Site Information: Congressional District(s)	
Is the address of the project site confidential?	<input type="checkbox"/> Yes, protect information; do not list <input type="checkbox"/> Not confidential; information can be made available to the public
If the site is not confidential: Please provide the contact information, phone, email address/location, if business address is different from facility address	

I certify that the facility that received assistance for acquisition, rehabilitation, or new construction from the Housing Opportunities for Persons with AIDS Program has operated as a facility to assist HOPWA-eligible persons from the date shown above. I also certify that the grant is still serving the planned number of HOPWA-eligible households at this facility through leveraged resources and all other requirements of the grant agreement are being satisfied.

<i>I hereby certify that all the information stated herein, as well as any information provided in the accompaniment herewith, is true and accurate.</i>	
Name & Title of Authorized Official of the organization that continues to operate the facility:	Signature & Date (mm/dd/yy)
Name & Title of Contact at Grantee Agency (person who can answer questions about the report and program)	Contact Phone (with area code)

End of PART 6

Part 7: Summary Overview of Grant Activities

A. Information on Individuals, Beneficiaries, and Households Receiving HOPWA Housing Subsidy Assistance (TBRA, STRMU, Facility-Based Units, Permanent Housing Placement and Master Leased Units ONLY)

Note: Reporting for this section should include ONLY those individuals, beneficiaries, or households that received and/or resided in a household that received HOPWA Housing Subsidy Assistance as reported in Part 3, Chart 1, Row 7, Column b. (e.g., do not include households that received HOPWA supportive services ONLY).

Section 1. HOPWA-Eligible Individuals who Received HOPWA Housing Subsidy Assistance

a. Total HOPWA Eligible Individuals Living with HIV/AIDS

In Chart a., provide the total number of eligible (and unduplicated) low-income individuals living with HIV/AIDS who qualified their household to receive HOPWA housing subsidy assistance during the operating year. This total should include only the individual who qualified the household for HOPWA assistance, NOT all HIV positive individuals in the household.

Individuals Served with Housing Subsidy Assistance	Total
Number of individuals with HIV/AIDS who qualified their household to receive HOPWA housing subsidy assistance.	758

Chart b. Prior Living Situation

In Chart b., report the prior living situations for all Eligible Individuals reported in Chart a. In Row 1, report the total number of individuals who continued to receive HOPWA housing subsidy assistance from the prior operating year into this operating year. In Rows 2 through 17, indicate the prior living arrangements for all new HOPWA housing subsidy assistance recipients during the operating year.

Data Check: *The total number of eligible individuals served in Row 18 equals the total number of individuals served through housing subsidy assistance reported in Chart a. above.*

Category		Total HOPWA Eligible Individuals Receiving Housing Subsidy Assistance
1.	<u>Continuing</u> to receive HOPWA support from the prior operating year	284
New Individuals who received HOPWA Housing Subsidy Assistance support during Operating Year		
2.	Place not meant for human habitation (such as a vehicle, abandoned building, bus/train/subway station/airport, or outside)	17
3.	Emergency shelter (including hotel, motel, or campground paid for with emergency shelter voucher)	11
4.	Transitional housing for homeless persons	5
5.	Total number of new Eligible Individuals who received HOPWA Housing Subsidy Assistance with a Prior Living Situation that meets HUD definition of homelessness (Sum of Rows 2 – 4)	33
6.	Permanent housing for formerly homeless persons (such as Shelter Plus Care, SHP, or SRO Mod Rehab)	7
7.	Psychiatric hospital or other psychiatric facility	0
8.	Substance abuse treatment facility or detox center	19
9.	Hospital (non-psychiatric facility)	8
10.	Foster care home or foster care group home	0
11.	Jail, prison or juvenile detention facility	2
12.	Rented room, apartment, or house	343
13.	House you own	41
14.	Staying or living in someone else’s (family and friends) room, apartment, or house	18
15.	Hotel or motel paid for without emergency shelter voucher	1
16.	Other	2
17.	Don’t Know or Refused	0
18.	TOTAL Number of HOPWA Eligible Individuals (sum of Rows 1 and 5-17)	758

c. Homeless Individual Summary

In Chart c., indicate the number of eligible individuals reported in Chart b., Row 5 as homeless who also are homeless Veterans and/or meet the definition for Chronically Homeless (See Definition section of CAPER). The totals in Chart c. do not need to equal the total in Chart b., Row 5.

Category	Number of Homeless Veteran(s)	Number of Chronically Homeless
HOPWA eligible individuals served with HOPWA Housing Subsidy Assistance	7	25

Section 2. Beneficiaries

In Chart a., report the total number of HOPWA eligible individuals living with HIV/AIDS who received HOPWA housing subsidy assistance (as reported in Part 7A, Section 1, Chart a.), and all associated members of their household who benefitted from receiving HOPWA housing subsidy assistance (resided with HOPWA eligible individuals).

Note: See definition of HOPWA Eligible Individual

Note: See definition of Transgender.

Note: See definition of Beneficiaries.

Data Check: The sum of each of the Charts b. & c. on the following two pages equals the total number of beneficiaries served with HOPWA housing subsidy assistance as determined in Chart a., Row 4 below.

a. Total Number of Beneficiaries Served with HOPWA Housing Subsidy Assistance

Individuals and Families Served with HOPWA Housing Subsidy Assistance	Total Number
1. Number of individuals with HIV/AIDS who qualified the household to receive HOPWA housing subsidy assistance (equals the number of HOPWA Eligible Individuals reported in Part 7A, Section 1, Chart a.)	758
2. Number of ALL other persons diagnosed as HIV positive who reside with the HOPWA eligible individuals identified in Row 1 and who benefitted from the HOPWA housing subsidy assistance	23
3. Number of ALL other persons NOT diagnosed as HIV positive who reside with the HOPWA eligible individual identified in Row 1 and who benefitted from the HOPWA housing subsidy	328
4. TOTAL number of ALL <u>beneficiaries</u> served with Housing Subsidy Assistance (Sum of Rows 1,2, & 3)	1,109

b. Age and Gender

In Chart b., indicate the Age and Gender of all beneficiaries as reported in Chart a. directly above. Report the Age and Gender of all HOPWA Eligible Individuals (those reported in Chart a., Row 1) using Rows 1-5 below and the Age and Gender of all other beneficiaries (those reported in Chart a., Rows 2 and 3) using Rows 6-10 below. The number of individuals reported in Row 11, Column E. equals the total number of beneficiaries reported in Part 7, Section 2, Chart a., Row 4.

HOPWA Eligible Individuals (Chart a, Row 1)						
		A.	B.	C.	D.	E.
		Male	Female	Transgender M to F	Transgender F to M	TOTAL (Sum of Columns A-D)
1.	Under 18	0	0	0	0	0
2.	18 to 30 years	61	34	1	0	96
3.	31 to 50 years	332	135	9	1	477
4.	51 years and Older	139	45	1	0	185
5.	Subtotal (Sum of Rows 1-4)	532	214	11	1	758
All Other Beneficiaries (Chart a, Rows 2 and 3)						
		A.	B.	C.	D.	E.
		Male	Female	Transgender M to F	Transgender F to M	TOTAL (Sum of Columns A-D)
6.	Under 18	114	92	0	0	206
7.	18 to 30 years	34	34	0	0	68
8.	31 to 50 years	16	28	0	0	44
9.	51 years and Older	22	11	0	0	33
10.	Subtotal (Sum of Rows 6-9)	186	165	0	0	351
Total Beneficiaries (Chart a, Row 4)						
11.	TOTAL (Sum of Rows 5 & 10)	718	379	11	1	1,109

c. Race and Ethnicity*

In Chart c., indicate the Race and Ethnicity of all beneficiaries receiving HOPWA Housing Subsidy Assistance as reported in Section 2, Chart a., Row 4. Report the race of all HOPWA eligible individuals in Column [A]. Report the ethnicity of all HOPWA eligible individuals in column [B]. Report the race of all other individuals who benefitted from the HOPWA housing subsidy assistance in column [C]. Report the ethnicity of all other individuals who benefitted from the HOPWA housing subsidy assistance in column [D]. The summed total of columns [A] and [C] equals the total number of beneficiaries reported above in Section 2, Chart a., Row 4.

Category		HOPWA Eligible Individuals		All Other Beneficiaries	
		[A] Race [all individuals reported in Section 2, Chart a., Row 1]	[B] Ethnicity [Also identified as Hispanic or Latino]	[C] Race [total of individuals reported in Section 2, Chart a., Rows 2 & 3]	[D] Ethnicity [Also identified as Hispanic or Latino]
1.	American Indian/Alaskan Native	0	0	0	0
2.	Asian	2	0	0	0
3.	Black/African American	413	0	211	2
4.	Native Hawaiian/Other Pacific Islander	17	0	0	0
5.	White	309	105	116	69
6.	American Indian/Alaskan Native & White	2	0	0	0
7.	Asian & White	0	0	0	0
8.	Black/African American & White	3	0	0	0
9.	American Indian/Alaskan Native & Black/African American	1	0	0	0
10.	Other Multi-Racial	11	2	24	5
11.	Column Totals (Sum of Rows 1-10)	758	107	351	76
Data Check: Sum of Row 11 Column A and Row 11 Column C equals the total number HOPWA Beneficiaries reported in Part 3A, Section 2, Chart a., Row 4.					

*Reference (data requested consistent with Form HUD-27061 Race and Ethnic Data Reporting Form)

Section 3. Households

Household Area Median Income

Report the area median income(s) for all households served with HOPWA housing subsidy assistance.

Data Check: The total number of households served with HOPWA housing subsidy assistance should equal Part 3C, Row 7, Column b and Part 7A, Section 1, Chart a. (Total HOPWA Eligible Individuals Served with HOPWA Housing Subsidy Assistance).

Note: Refer to http://www.huduser.org/portal/datasets/il/il2010/select_Geography_mfi.odn for information on area median income in your community.

Percentage of Area Median Income		Households Served with HOPWA Housing Subsidy Assistance
1.	0-30% of area median income (extremely low)	663
2.	31-50% of area median income (very low)	71
3.	51-80% of area median income (low)	24
4.	Total (Sum of Rows 1-3)	758

Part 7: Summary Overview of Grant Activities
B. Facility-Based Housing Assistance

Complete one Part 7B for each facility developed or supported through HOPWA funds.

Do not complete this Section for programs originally developed with HOPWA funds but no longer supported with HOPWA funds. If a facility was developed with HOPWA funds (subject to ten years of operation for acquisition, new construction and substantial rehabilitation costs of stewardship units, or three years for non-substantial rehabilitation costs), but HOPWA funds are no longer used to support the facility, the project sponsor or subrecipient should complete Part 6: Annual Certification of Continued Usage for HOPWA Facility-Based Stewardship Units (ONLY).

Complete Charts 2a., Project Site Information, and 2b., Type of HOPWA Capital Development Project Units, for all Development Projects, including facilities that were past development projects, but continued to receive HOPWA operating dollars this reporting year.

1. Project Sponsor/Subrecipient Agency Name (Required)

Homeward Bound, Inc.

2. Capital Development - Not Applicable

2a. Project Site Information for HOPWA Capital Development of Projects (For Current or Past Capital Development Projects that receive HOPWA Operating Costs this reporting year)

Note: If units are scattered-sites, report on them as a group and under type of Facility write "Scattered Sites."

Type of Development this operating year	HOPWA Funds Expended this operating year (if applicable)	Non-HOPWA funds Expended (if applicable)	Name of Facility:
<input type="checkbox"/> New construction	\$	\$	Type of Facility [Check <u>only one</u> box.] <input type="checkbox"/> Permanent housing <input type="checkbox"/> Short-term Shelter or Transitional housing <input type="checkbox"/> Supportive services only facility
<input type="checkbox"/> Rehabilitation	\$	\$	
<input type="checkbox"/> Acquisition	\$	\$	
<input type="checkbox"/> Operating	\$	\$	
a.	Purchase/lease of property:		Date (mm/dd/yy):
b.	Rehabilitation/Construction Dates:		Date started: _____ Date Completed: _____
c.	Operation dates:		Date residents began to occupy: <input type="checkbox"/> Not yet occupied
d.	Date supportive services began:		Date started: <input type="checkbox"/> Not yet providing services
e.	Number of units in the facility:		HOPWA-funded units = _____ Total Units = _____
f.	Is a waiting list maintained for the facility?		<input type="checkbox"/> Yes <input type="checkbox"/> No <i>If yes, number of participants on the list at the end of operating year</i>
g.	What is the address of the facility (if different from business address)?		
h.	Is the address of the project site confidential?		<input type="checkbox"/> Yes, protect information; do not publish list <input type="checkbox"/> No, can be made available to the public

2b. Number and Type of HOPWA Capital Development Project Units (For Current or Past Capital Development Projects that receive HOPWA Operating Costs this Reporting Year)

For units entered above in 2a. please list the number of HOPWA units that fulfill the following criteria:

	Number Designated for the Chronically Homeless	Number Designated to Assist the Homeless	Number Energy-Star Compliant	Number 504 Accessible
Rental units constructed (new) and/or acquired with or without rehab				
Rental units rehabbed				
Homeownership units constructed (if approved)				

3. Units Assisted in Types of Housing Facility/Units Leased by Project Sponsor or Subrecipient

Charts 3a., 3b. and 4 are required for each facility. In Charts 3a. and 3b., indicate the type and number of housing units in the facility, including master leased units, project-based or other scattered site units leased by the organization, categorized by the number of bedrooms per unit.

Note: The number units may not equal the total number of households served.

Please complete separate charts for each housing facility assisted. Scattered site units may be grouped together.

3a. Check one only

- Permanent Supportive Housing Facility/Units
- Short-term Shelter or Transitional Supportive Housing Facility/Units

3b. Type of Facility

Complete the following Chart for all facilities leased, master leased, project-based, or operated with HOPWA funds during the reporting year.

Name of Project Sponsor/Agency Operating the Facility/Leased Units:

Type of housing facility operated by the project sponsor/subrecipient	Total Number of Units in use during the Operating Year Categorized by the Number of Bedrooms per Units					
	SRO/Studio/0 bdrm	1 bdrm	2 bdrm	3 bdrm	4 bdrm	5+bdrm
a. Single room occupancy dwelling	6					
b. Community residence						
c. Project-based rental assistance units or leased units						
d. Other housing facility <u>Specify:</u>						

4. Households and Housing Expenditures

Enter the total number of households served and the amount of HOPWA funds expended by the project sponsor/subrecipient on subsidies for housing involving the use of facilities, master leased units, project based or other scattered site units leased by the organization.

Housing Assistance Category: Facility Based Housing	Output: Number of Households	Output: Total HOPWA Funds Expended during Operating Year by Project Sponsor/subrecipient
a. Leasing Costs		
b. Operating Costs	16	\$16,412
c. Project-Based Rental Assistance (PBRA) or other leased units		
d. Other Activity (if approved in grant agreement) <u>Specify:</u>		
e. Adjustment to eliminate duplication (subtract)	(0)	
f. TOTAL Facility-Based Housing Assistance (Sum Rows a. through d. minus Row e.)	16	\$16,412

1. Project Sponsor/Subrecipient Agency Name (Required)

Legacy Counseling Center, Inc.

2. Capital Development - Not Applicable

2a. Project Site Information for HOPWA Capital Development of Projects (For Current or Past Capital Development Projects that receive HOPWA Operating Costs this reporting year)

Note: If units are scattered-sites, report on them as a group and under type of Facility write "Scattered Sites."

Type of Development this operating year	HOPWA Funds Expended this operating year (if applicable)	Non-HOPWA funds Expended (if applicable)	Name of Facility:
<input type="checkbox"/> New construction	\$	\$	Type of Facility [Check <u>only one</u> box.] <input type="checkbox"/> Permanent housing <input type="checkbox"/> Short-term Shelter or Transitional housing <input type="checkbox"/> Supportive services only facility
<input type="checkbox"/> Rehabilitation	\$	\$	
<input type="checkbox"/> Acquisition	\$	\$	
<input type="checkbox"/> Operating	\$	\$	
a.	Purchase/lease of property:		Date (mm/dd/yy):
b.	Rehabilitation/Construction Dates:		Date started: Date Completed:
c.	Operation dates:		Date residents began to occupy: <input type="checkbox"/> Not yet occupied
d.	Date supportive services began:		Date started: <input type="checkbox"/> Not yet providing services
e.	Number of units in the facility:		HOPWA-funded units = Total Units =
f.	Is a waiting list maintained for the facility?		<input type="checkbox"/> Yes <input type="checkbox"/> No <i>If yes, number of participants on the list at the end of operating year</i>
g.	What is the address of the facility (if different from business address)?		
h.	Is the address of the project site confidential?		<input type="checkbox"/> Yes, protect information; do not publish list <input type="checkbox"/> No, can be made available to the public

2b. Number and Type of HOPWA Capital Development Project Units (For Current or Past Capital Development Projects that receive HOPWA Operating Costs this Reporting Year)

For units entered above in 2a. please list the number of HOPWA units that fulfill the following criteria:

	Number Designated for the Chronically Homeless	Number Designated to Assist the Homeless	Number Energy-Star Compliant	Number 504 Accessible
Rental units constructed (new) and/or acquired <u>with or without</u> rehab				
Rental units rehabbed				
Homeownership units constructed (if approved)				

3. Units Assisted in Types of Housing Facility/Units Leased by Project Sponsor or Subrecipient

Charts 3a., 3b. and 4 are required for each facility. In Charts 3a. and 3b., indicate the type and number of housing units in the facility, including master leased units, project-based or other scattered site units leased by the organization, categorized by the number of bedrooms per unit.

Note: The number units may not equal the total number of households served.

Please complete separate charts for each housing facility assisted. Scattered site units may be grouped together.

3a. Check one only

- Permanent Supportive Housing Facility/Units
- Short-term Shelter or Transitional Supportive Housing Facility/Units

3b. Type of Facility

Complete the following Chart for all facilities leased, master leased, project-based, or operated with HOPWA funds during the reporting year.

Name of Project Sponsor/Agency Operating the Facility/Leased Units:

Type of housing facility operated by the project sponsor/subrecipient		Total Number of <u>Units</u> in use during the Operating Year Categorized by the Number of Bedrooms per Units				
		SRO/Studio/0 bdrm	1 bdrm	2 bdrm	3 bdrm	4 bdrm
a.	Single room occupancy dwelling	7				
b.	Community residence					
c.	Project-based rental assistance units or leased units					
d.	Other housing facility <u>Specify:</u>					

4. Households and Housing Expenditures

Enter the total number of households served and the amount of HOPWA funds expended by the project sponsor/subrecipient on subsidies for housing involving the use of facilities, master leased units, project based or other scattered site units leased by the organization.

Housing Assistance Category: Facility Based Housing		Output: Number of Households	Output: Total HOPWA Funds Expended during Operating Year by Project Sponsor/subrecipient
a.	Leasing Costs		
b.	Operating Costs	23	\$46,700
c.	Project-Based Rental Assistance (PBRA) or other leased units		
d.	Other Activity (if approved in grant agreement) <u>Specify:</u>		
e.	Adjustment to eliminate duplication (subtract)	(0)	
f.	TOTAL Facility-Based Housing Assistance (Sum Rows a. through d. minus Row e.)	23	\$46,700

1. Project Sponsor/Subrecipient Agency Name (Required)

My Second Chance, Inc.

2. Capital Development - Not Applicable

2a. Project Site Information for HOPWA Capital Development of Projects (For Current or Past Capital Development Projects that receive HOPWA Operating Costs this reporting year)

Note: If units are scattered-sites, report on them as a group and under type of Facility write "Scattered Sites."

	Type of Development this operating year	HOPWA Funds Expended this operating year (if applicable)	Non-HOPWA funds Expended (if applicable)	Name of Facility:
<input type="checkbox"/>	New construction	\$	\$	Type of Facility [Check <u>only one</u> box.] <input type="checkbox"/> Permanent housing <input type="checkbox"/> Short-term Shelter or Transitional housing <input type="checkbox"/> Supportive services only facility
<input type="checkbox"/>	Rehabilitation	\$	\$	
<input type="checkbox"/>	Acquisition	\$	\$	
<input type="checkbox"/>	Operating	\$	\$	
a.	Purchase/lease of property:			Date (mm/dd/yy):
b.	Rehabilitation/Construction Dates:			Date started: Date Completed:
c.	Operation dates:			Date residents began to occupy: <input type="checkbox"/> Not yet occupied
d.	Date supportive services began:			Date started: <input type="checkbox"/> Not yet providing services
e.	Number of units in the facility:			HOPWA-funded units = Total Units =
f.	Is a waiting list maintained for the facility?			<input type="checkbox"/> Yes <input type="checkbox"/> No <i>If yes, number of participants on the list at the end of operating year</i>
g.	What is the address of the facility (if different from business address)?			
h.	Is the address of the project site confidential?			<input type="checkbox"/> Yes, protect information; do not publish list <input type="checkbox"/> No, can be made available to the public

2b. Number and Type of HOPWA Capital Development Project Units (For Current or Past Capital Development Projects that receive HOPWA Operating Costs this Reporting Year)

For units entered above in 2a. please list the number of HOPWA units that fulfill the following criteria:

	Number Designated for the Chronically Homeless	Number Designated to Assist the Homeless	Number Energy-Star Compliant	Number 504 Accessible
Rental units constructed (new) and/or acquired <u>with or without</u> rehab				
Rental units rehabbed				
Homeownership units constructed (if approved)				

3. Units Assisted in Types of Housing Facility/Units Leased by Project Sponsor or Subrecipient

Charts 3a., 3b. and 4 are required for each facility. In Charts 3a. and 3b., indicate the type and number of housing units in the facility, including master leased units, project-based or other scattered site units leased by the organization, categorized by the number of bedrooms per unit.

Note: The number units may not equal the total number of households served.

Please complete separate charts for each housing facility assisted. Scattered site units may be grouped together.

3a. Check one only

- Permanent Supportive Housing Facility/Units
- Short-term Shelter or Transitional Supportive Housing Facility/Units

3b. Type of Facility

Complete the following Chart for all facilities leased, master leased, project-based, or operated with HOPWA funds during the reporting year.

Name of Project Sponsor/Agency Operating the Facility/Leased Units:

Type of housing facility operated by the project sponsor/subrecipient		Total Number of <u>Units</u> in use during the Operating Year Categorized by the Number of Bedrooms per Units				
		SRO/Studio/0 bdrm	1 bdrm	2 bdrm	3 bdrm	4 bdrm
a.	Single room occupancy dwelling					
b.	Community residence				1	
c.	Project-based rental assistance units or leased units					
d.	Other housing facility <u>Specify:</u>					

4. Households and Housing Expenditures

Enter the total number of households served and the amount of HOPWA funds expended by the project sponsor/subrecipient on subsidies for housing involving the use of facilities, master leased units, project based or other scattered site units leased by the organization.

Housing Assistance Category: Facility Based Housing		Output: Number of Households	Output: Total HOPWA Funds Expended during Operating Year by Project Sponsor/subrecipient
a.	Leasing Costs	16	\$12,760
b.	Operating Costs	16	\$39,236
c.	Project-Based Rental Assistance (PBRA) or other leased units		
d.	Other Activity (if approved in grant agreement) <u>Specify:</u>		
e.	Adjustment to eliminate duplication (subtract)	(16)	
f.	TOTAL Facility-Based Housing Assistance (Sum Rows a. through d. minus Row e.)	16	\$51,996

1. Project Sponsor/Subrecipient Agency Name (Required)

PWA Coalition of Dallas, Inc. dba AIDS Services of Dallas (Ewing Center)

2. Capital Development - Not Applicable

2a. Project Site Information for HOPWA Capital Development of Projects (For Current or Past Capital Development Projects that receive HOPWA Operating Costs this reporting year)

Note: If units are scattered-sites, report on them as a group and under type of Facility write "Scattered Sites."

Type of Development this operating year	HOPWA Funds Expended this operating year (if applicable)	Non-HOPWA funds Expended (if applicable)	Name of Facility:
<input type="checkbox"/> New construction	\$	\$	Type of Facility [Check <u>only one</u> box.] <input type="checkbox"/> Permanent housing <input type="checkbox"/> Short-term Shelter or Transitional housing <input type="checkbox"/> Supportive services only facility
<input type="checkbox"/> Rehabilitation	\$	\$	
<input type="checkbox"/> Acquisition	\$	\$	
<input type="checkbox"/> Operating	\$	\$	
a.	Purchase/lease of property:		Date (mm/dd/yy):
b.	Rehabilitation/Construction Dates:		Date started: Date Completed:
c.	Operation dates:		Date residents began to occupy: <input type="checkbox"/> Not yet occupied
d.	Date supportive services began:		Date started: <input type="checkbox"/> Not yet providing services
e.	Number of units in the facility:		HOPWA-funded units = Total Units =
f.	Is a waiting list maintained for the facility?		<input type="checkbox"/> Yes <input type="checkbox"/> No <i>If yes, number of participants on the list at the end of operating year</i>
g.	What is the address of the facility (if different from business address)?		
h.	Is the address of the project site confidential?		<input type="checkbox"/> Yes, protect information; do not publish list <input type="checkbox"/> No, can be made available to the public

2b. Number and Type of HOPWA Capital Development Project Units (For Current or Past Capital Development Projects that receive HOPWA Operating Costs this Reporting Year)

For units entered above in 2a. please list the number of HOPWA units that fulfill the following criteria:

	Number Designated for the Chronically Homeless	Number Designated to Assist the Homeless	Number Energy-Star Compliant	Number 504 Accessible
Rental units constructed (new) and/or acquired <u>with or without</u> rehab				
Rental units rehabbed				
Homeownership units constructed (if approved)				

3. Units Assisted in Types of Housing Facility/Units Leased by Project Sponsor or Subrecipient

Charts 3a., 3b. and 4 are required for each facility. In Charts 3a. and 3b., indicate the type and number of housing units in the facility, including master leased units, project-based or other scattered site units leased by the organization, categorized by the number of bedrooms per unit.

Note: The number units may not equal the total number of households served.

Please complete separate charts for each housing facility assisted. Scattered site units may be grouped together.

3a. Check one only

- Permanent Supportive Housing Facility/Units
- Short-term Shelter or Transitional Supportive Housing Facility/Units

3b. Type of Facility

Complete the following Chart for all facilities leased, master leased, project-based, or operated with HOPWA funds during the reporting year.

Name of Project Sponsor/Agency Operating the Facility/Leased Units:

Type of housing facility operated by the project sponsor/subrecipient		Total Number of <u>Units</u> in use during the Operating Year Categorized by the Number of Bedrooms per Units				
		SRO/Studio/0 bdrm	1 bdrm	2 bdrm	3 bdrm	4 bdrm
a.	Single room occupancy dwelling					
b.	Community residence	17	5			
c.	Project-based rental assistance units or leased units					
d.	Other housing facility <u>Specify:</u>					

4. Households and Housing Expenditures

Enter the total number of households served and the amount of HOPWA funds expended by the project sponsor/subrecipient on subsidies for housing involving the use of facilities, master leased units, project based or other scattered site units leased by the organization.

Housing Assistance Category: Facility Based Housing		Output: Number of Households	Output: Total HOPWA Funds Expended during Operating Year by Project Sponsor/subrecipient
a.	Leasing Costs		
b.	Operating Costs	30	\$92,262
c.	Project-Based Rental Assistance (PBRA) or other leased units		
d.	Other Activity (if approved in grant agreement) <u>Specify:</u>		
e.	Adjustment to eliminate duplication (subtract)	(0)	
f.	TOTAL Facility-Based Housing Assistance (Sum Rows a. through d. minus Row e.)	30	\$92,262

1. Project Sponsor/Subrecipient Agency Name (Required)

PWA Coalition of Dallas, Inc. dba AIDS Services of Dallas (Hillcrest House)

2. Capital Development - Not Applicable

2a. Project Site Information for HOPWA Capital Development of Projects (For Current or Past Capital Development Projects that receive HOPWA Operating Costs this reporting year)

Note: If units are scattered-sites, report on them as a group and under type of Facility write "Scattered Sites."

Type of Development this operating year	HOPWA Funds Expended this operating year (if applicable)	Non-HOPWA funds Expended (if applicable)	Name of Facility:
<input type="checkbox"/> New construction	\$	\$	Type of Facility [Check <u>only one</u> box.] <input type="checkbox"/> Permanent housing <input type="checkbox"/> Short-term Shelter or Transitional housing <input type="checkbox"/> Supportive services only facility
<input type="checkbox"/> Rehabilitation	\$	\$	
<input type="checkbox"/> Acquisition	\$	\$	
<input type="checkbox"/> Operating	\$	\$	
a.	Purchase/lease of property:		Date (mm/dd/yy):
b.	Rehabilitation/Construction Dates:		Date started: Date Completed:
c.	Operation dates:		Date residents began to occupy: <input type="checkbox"/> Not yet occupied
d.	Date supportive services began:		Date started: <input type="checkbox"/> Not yet providing services
e.	Number of units in the facility:		HOPWA-funded units = Total Units =
f.	Is a waiting list maintained for the facility?		<input type="checkbox"/> Yes <input type="checkbox"/> No <i>If yes, number of participants on the list at the end of operating year</i>
g.	What is the address of the facility (if different from business address)?		
h.	Is the address of the project site confidential?		<input type="checkbox"/> Yes, protect information; do not publish list <input type="checkbox"/> No, can be made available to the public

2b. Number and Type of HOPWA Capital Development Project Units (For Current or Past Capital Development Projects that receive HOPWA Operating Costs this Reporting Year)

For units entered above in 2a. please list the number of HOPWA units that fulfill the following criteria:

	Number Designated for the Chronically Homeless	Number Designated to Assist the Homeless	Number Energy-Star Compliant	Number 504 Accessible
Rental units constructed (new) and/or acquired <u>with or without</u> rehab				
Rental units rehabbed				
Homeownership units constructed (if approved)				

3. Units Assisted in Types of Housing Facility/Units Leased by Project Sponsor or Subrecipient

Charts 3a., 3b. and 4 are required for each facility. In Charts 3a. and 3b., indicate the type and number of housing units in the facility, including master leased units, project-based or other scattered site units leased by the organization, categorized by the number of bedrooms per unit.

Note: The number units may not equal the total number of households served.

Please complete separate charts for each housing facility assisted. Scattered site units may be grouped together.

3a. Check one only

- Permanent Supportive Housing Facility/Units
- Short-term Shelter or Transitional Supportive Housing Facility/Units

3b. Type of Facility

Complete the following Chart for all facilities leased, master leased, project-based, or operated with HOPWA funds during the reporting year.

Name of Project Sponsor/Agency Operating the Facility/Leased Units:

Type of housing facility operated by the project sponsor/subrecipient		Total Number of <u>Units</u> in use during the Operating Year Categorized by the Number of Bedrooms per Units				
		SRO/Studio/0 bdrm	1 bdrm	2 bdrm	3 bdrm	4 bdrm
a.	Single room occupancy dwelling	64				
b.	Community residence					
c.	Project-based rental assistance units or leased units					
d.	Other housing facility <u>Specify:</u>					

4. Households and Housing Expenditures

Enter the total number of households served and the amount of HOPWA funds expended by the project sponsor/subrecipient on subsidies for housing involving the use of facilities, master leased units, project based or other scattered site units leased by the organization.

Housing Assistance Category: Facility Based Housing		Output: Number of Households	Output: Total HOPWA Funds Expended during Operating Year by Project Sponsor/subrecipient
a.	Leasing Costs		
b.	Operating Costs	76	\$40,942
c.	Project-Based Rental Assistance (PBRA) or other leased units		
d.	Other Activity (if approved in grant agreement) <u>Specify:</u>		
e.	Adjustment to eliminate duplication (subtract)	(0)	
f.	TOTAL Facility-Based Housing Assistance (Sum Rows a. through d. minus Row e.)	76	\$40,942

1. Project Sponsor/Subrecipient Agency Name (Required)

PWA Coalition of Dallas, Inc. dba AIDS Services of Dallas (Revlon Apartments)

2. Capital Development - Not Applicable

2a. Project Site Information for HOPWA Capital Development of Projects (For Current or Past Capital Development Projects that receive HOPWA Operating Costs this reporting year)

Note: If units are scattered-sites, report on them as a group and under type of Facility write "Scattered Sites."

Type of Development this operating year	HOPWA Funds Expended this operating year (if applicable)	Non-HOPWA funds Expended (if applicable)	Name of Facility:
<input type="checkbox"/> New construction	\$	\$	Type of Facility [Check <u>only one</u> box.] <input type="checkbox"/> Permanent housing <input type="checkbox"/> Short-term Shelter or Transitional housing <input type="checkbox"/> Supportive services only facility
<input type="checkbox"/> Rehabilitation	\$	\$	
<input type="checkbox"/> Acquisition	\$	\$	
<input type="checkbox"/> Operating	\$	\$	
a.	Purchase/lease of property:		Date (mm/dd/yy):
b.	Rehabilitation/Construction Dates:		Date started: Date Completed:
c.	Operation dates:		Date residents began to occupy: <input type="checkbox"/> Not yet occupied
d.	Date supportive services began:		Date started: <input type="checkbox"/> Not yet providing services
e.	Number of units in the facility:		HOPWA-funded units = Total Units =
f.	Is a waiting list maintained for the facility?		<input type="checkbox"/> Yes <input type="checkbox"/> No <i>If yes, number of participants on the list at the end of operating year</i>
g.	What is the address of the facility (if different from business address)?		
h.	Is the address of the project site confidential?		<input type="checkbox"/> Yes, protect information; do not publish list <input type="checkbox"/> No, can be made available to the public

2b. Number and Type of HOPWA Capital Development Project Units (For Current or Past Capital Development Projects that receive HOPWA Operating Costs this Reporting Year)

For units entered above in 2a. please list the number of HOPWA units that fulfill the following criteria:

	Number Designated for the Chronically Homeless	Number Designated to Assist the Homeless	Number Energy-Star Compliant	Number 504 Accessible
Rental units constructed (new) and/or acquired <u>with or without</u> rehab				
Rental units rehabbed				
Homeownership units constructed (if approved)				

3. Units Assisted in Types of Housing Facility/Units Leased by Project Sponsor or Subrecipient

Charts 3a., 3b. and 4 are required for each facility. In Charts 3a. and 3b., indicate the type and number of housing units in the facility, including master leased units, project-based or other scattered site units leased by the organization, categorized by the number of bedrooms per unit.

Note: The number units may not equal the total number of households served.

Please complete separate charts for each housing facility assisted. Scattered site units may be grouped together.

3a. Check one only

- Permanent Supportive Housing Facility/Units
- Short-term Shelter or Transitional Supportive Housing Facility/Units

3b. Type of Facility

Complete the following Chart for all facilities leased, master leased, project-based, or operated with HOPWA funds during the reporting year.

Name of Project Sponsor/Agency Operating the Facility/Leased Units:

Type of housing facility operated by the project sponsor/subrecipient		Total Number of <u>Units</u> in use during the Operating Year Categorized by the Number of Bedrooms per Units				
		SRO/Studio/0 bdrm	1 bdrm	2 bdrm	3 bdrm	4 bdrm
a.	Single room occupancy dwelling					
b.	Community residence		20	7		
c.	Project-based rental assistance units or leased units					
d.	Other housing facility <u>Specify:</u>					

4. Households and Housing Expenditures

Enter the total number of households served and the amount of HOPWA funds expended by the project sponsor/subrecipient on subsidies for housing involving the use of facilities, master leased units, project based or other scattered site units leased by the organization.

Housing Assistance Category: Facility Based Housing		Output: Number of Households	Output: Total HOPWA Funds Expended during Operating Year by Project Sponsor/subrecipient
a.	Leasing Costs		
b.	Operating Costs	34	\$124,057
c.	Project-Based Rental Assistance (PBRA) or other leased units		
d.	Other Activity (if approved in grant agreement) <u>Specify:</u>		
e.	Adjustment to eliminate duplication (subtract)	(0)	
f.	TOTAL Facility-Based Housing Assistance (Sum Rows a. through d. minus Row e.)	34	\$124,057

1. Project Sponsor/Subrecipient Agency Name (Required)

PWA Coalition of Dallas, Inc. dba AIDS Services of Dallas (Spencer Gardens)

2. Capital Development - Not Applicable

2a. Project Site Information for HOPWA Capital Development of Projects (For Current or Past Capital Development Projects that receive HOPWA Operating Costs this reporting year)

Note: If units are scattered-sites, report on them as a group and under type of Facility write "Scattered Sites."

Type of Development this operating year	HOPWA Funds Expended this operating year (if applicable)	Non-HOPWA funds Expended (if applicable)	Name of Facility:
<input type="checkbox"/> New construction	\$	\$	Type of Facility [Check <u>only one</u> box.] <input type="checkbox"/> Permanent housing <input type="checkbox"/> Short-term Shelter or Transitional housing <input type="checkbox"/> Supportive services only facility
<input type="checkbox"/> Rehabilitation	\$	\$	
<input type="checkbox"/> Acquisition	\$	\$	
<input type="checkbox"/> Operating	\$	\$	
a.	Purchase/lease of property:		Date (mm/dd/yy):
b.	Rehabilitation/Construction Dates:		Date started: Date Completed:
c.	Operation dates:		Date residents began to occupy: <input type="checkbox"/> Not yet occupied
d.	Date supportive services began:		Date started: <input type="checkbox"/> Not yet providing services
e.	Number of units in the facility:		HOPWA-funded units = Total Units =
f.	Is a waiting list maintained for the facility?		<input type="checkbox"/> Yes <input type="checkbox"/> No <i>If yes, number of participants on the list at the end of operating year</i>
g.	What is the address of the facility (if different from business address)?		
h.	Is the address of the project site confidential?		<input type="checkbox"/> Yes, protect information; do not publish list <input type="checkbox"/> No, can be made available to the public

2b. Number and Type of HOPWA Capital Development Project Units (For Current or Past Capital Development Projects that receive HOPWA Operating Costs this Reporting Year)

For units entered above in 2a. please list the number of HOPWA units that fulfill the following criteria:

	Number Designated for the Chronically Homeless	Number Designated to Assist the Homeless	Number Energy-Star Compliant	Number 504 Accessible
Rental units constructed (new) and/or acquired with or without rehab				
Rental units rehabbed				
Homeownership units constructed (if approved)				

3. Units Assisted in Types of Housing Facility/Units Leased by Project Sponsor or Subrecipient

Charts 3a., 3b. and 4 are required for each facility. In Charts 3a. and 3b., indicate the type and number of housing units in the facility, including master leased units, project-based or other scattered site units leased by the organization, categorized by the number of bedrooms per unit.

Note: The number units may not equal the total number of households served.

Please complete separate charts for each housing facility assisted. Scattered site units may be grouped together.

3a. Check one only

- Permanent Supportive Housing Facility/Units
- Short-term Shelter or Transitional Supportive Housing Facility/Units

3b. Type of Facility

Complete the following Chart for all facilities leased, master leased, project-based, or operated with HOPWA funds during the reporting year.

Name of Project Sponsor/Agency Operating the Facility/Leased Units:

Type of housing facility operated by the project sponsor/subrecipient		Total Number of <u>Units</u> in use during the Operating Year Categorized by the Number of Bedrooms per Units				
		SRO/Studio/0 bdrm	1 bdrm	2 bdrm	3 bdrm	4 bdrm
a.	Single room occupancy dwelling					
b.	Community residence			4	8	
c.	Project-based rental assistance units or leased units					
d.	Other housing facility <u>Specify:</u>					

4. Households and Housing Expenditures

Enter the total number of households served and the amount of HOPWA funds expended by the project sponsor/subrecipient on subsidies for housing involving the use of facilities, master leased units, project based or other scattered site units leased by the organization.

Housing Assistance Category: Facility Based Housing		Output: Number of Households	Output: Total HOPWA Funds Expended during Operating Year by Project Sponsor/subrecipient
a.	Leasing Costs		
b.	Operating Costs	14	\$106,853
c.	Project-Based Rental Assistance (PBRA) or other leased units		
d.	Other Activity (if approved in grant agreement) <u>Specify:</u>		
e.	Adjustment to eliminate duplication (subtract)	(0)	
f.	TOTAL Facility-Based Housing Assistance (Sum Rows a. through d. minus Row e.)	14	\$106,853

**28. MEASURING HOUSING
STABILITY OUTCOMES AND
HOPWA UNITS/HOUSEHOLDS AND
FUNDS EXPENDITURE (IDIS
REPORTS PR80 & PR82)**

This page intentionally left blank.

U.S. Department of Housing and Urban Development
 Office of Community Planning and Development
 Integrated Disbursement and Information System
 HOPWA Measuring Housing Stability Outcomes
 Program Year 2011 DALLAS, TX

	Total Expenditures	Total Number of Households Receiving HOPWA Assistance	Number of Households Continuing	STRMU Prior Year	STRMU Prior 2 Years
Tenant-Based Rental Assistance	\$0	0	0	0	0
Facility-Based Housing Operations	\$0	0	0	0	0
Short-Term Rent, Mortgage, And Utility Assistance	\$0	0	0	0	0
Totals	\$0	0	0		
Of STRMU Assistance, Total STRMU Mortgage Assistance	\$0	0			

Number of Exited Households - Component And Destination

	TBRA	Facility Based Housing Operations	STRMU	Total
Emergency Shelter	0	0	0	0
Temporary Housing	0	0	0	0
Private Housing	0	0	0	0
Other HOPWA	0	0	0	0
Other Subsidy	0	0	0	0
Institution	0	0	0	0
Jail/Prison	0	0	0	0
Disconnected	0	0	0	0
Death	0	0	0	0
Totals	0	0	0	0

	TBRA	Facility Based Housing Operations	STRMU
Total Households Assisted	0	0	0
Total Households Continuing	(0)	(0)	(0)
Total Households Exiting	(0)	(0)	(0)
Total Households Missing	0	0	0

	TBRA	Facility Based Housing Operations	STRMU	Total
Total in Stable Housing	0	0	0	0
Percent in Stable Housing	0	0	0	-0.01
Total in Temporary Housing	0	0	0	0
Percent in Temporary Housing	0	0	0	-0.01

U.S. Department of Housing and Urban Development
 Office of Community Planning and Development
 Integrated Disbursement and Information System
 HOPWA Units/Households and Funds Expended
 Program Year 2011 DALLAS, TX

	Total Units/Households	Total HOPWA Funds Expended	Average Cost Per Unit
Facility-based Housing Development			
Facility-based Housing Development	0	0.00	0.00
Total number of units developed that 504 accessible	0		
Total number of units developed that are Energy Star compliant	0		
Total number of units permanent housing for homeless	0		
Of those, total number of units designated for chronically homeless	0		
Facility-based Housing Operations			
Facility-based Housing Operations	0	0.00	0.00
Total number of households who received permanent housing that were for homeless	0		
Of those, total number of households who were chronically homeless	0		
Tenant-Based Rental Assistance			
Tenant-Based Rental Assistance	0	0.00	0.00
Total number of households who received permanent housing that were for homeless	0		
Of those, total number of households who were chronically homeless	0		
Short-Term Rent Mortgage Utility			
Short-Term Rent Mortgage Utility Assistance	0	0.00	0.00
Total number of households and expenditures supported with Mortgages	0	0.00	0.00
Total number of households who received permanent housing that were for homeless	0		
Supportive Services			
Total of Persons receiving Services in conjunction with HOPWA Housing Assistance	0		
Total of Persons receiving Services but not with Housing Assistance	0		
Housing Placement Activities			
Permanent Housing Placement	0	0.00	0.00
Housing Information	0	0.00	0.00

MISCELLANEOUS CATEGORIES

This page intentionally left blank.

**29. LIST OF ACTIVITIES
(IDIS REPORT PR02)**

This page intentionally left blank.

U.S. Department of Housing and Urban Development
 Office of Community Planning and Development
 Integrated Disbursement and Information System
 List of Activities By Program Year And Project
 DALLAS, TX

REPORT FOR CPD PROGRAM CDBG
 PGM YR ALL

Funding Agency: DALLAS

Plan Year	IDIS Project	Project	IDIS Activity ID	Activity Name	Activity Status	Program	Funded Amount	Draw Amount	Balance
1994	1	CONVERTED HOME ACTIVITIES	391	7319 MARINGO	Canceled	CDBG	\$0.00	\$0.00	\$0.00
			1897	2426 VAGAS ST.	Completed	CDBG	\$0.00	\$0.00	\$0.00
			2032	3904 SCARSDALE	Canceled	CDBG	\$0.00	\$0.00	\$0.00
			2094	10637 DESDEMONA	Canceled	CDBG	\$0.00	\$0.00	\$0.00
			2251	3906 COPELAND	Canceled	CDBG	\$0.00	\$0.00	\$0.00
			2259	3304 POPLAR SPRINGS	Canceled	CDBG	\$0.00	\$0.00	\$0.00
			2952	TOWNE CENTER APARTMETNS	Open	CDBG	\$0.00	\$0.00	\$0.00
			3178	DAHP MORTGAGE ASSISTANCE PROGRAM	Canceled	CDBG	\$0.00	\$0.00	\$0.00
			3194	4432 LIZZY	Canceled	CDBG	\$0.00	\$0.00	\$0.00
			3224	QUEEN CITY - SD/FP INNERCITY	Canceled	CDBG	\$0.00	\$0.00	\$0.00
			3229	9440 LIPTON LANE	Canceled	CDBG	\$0.00	\$0.00	\$0.00
			3244	4412 LIZZY	Canceled	CDBG	\$0.00	\$0.00	\$0.00
			4615	ST PHILLIPS CHDO	Canceled	CDBG	\$0.00	\$0.00	\$0.00
		Project Total					\$0.00	\$0.00	\$0.00
	2	CONVERTED CDBG ACTIVITIES	2	CDBG COMMITTED FUNDS ADJUSTMENT	Open	CDBG	\$132,908,756.00	\$132,908,756.00	\$0.00
			2295	G890-CD4 WALKER CASH TRANSFER	Canceled	CDBG	\$0.00	\$0.00	\$0.00
			2296	G890-G71 WALKER CASH TRANSFER	Canceled	CDBG	\$0.00	\$0.00	\$0.00
			2297	G890-G81 WALKER CASH TRANSFER	Canceled	CDBG	\$0.00	\$0.00	\$0.00
			2298	G913-G48 DALLAS CITIZENS ADVOCACY	Completed	CDBG	\$0.00	\$0.00	\$0.00
			2299	G926-605 ENTERPRISE FOUNDATION-REVOLVING	Canceled	CDBG	\$0.00	\$0.00	\$0.00
			2300	G932-CD4 CD RISK LIABILITY	Completed	CDBG	\$0.00	\$0.00	\$0.00
			2301	G940-CD2 PEAK/BRYAN PL. COMM. MKT. INFR.	Completed	CDBG	\$0.00	\$0.00	\$0.00
			2302	G944-R93 HAMILTON PARK REC CTR	Completed	CDBG	\$0.00	\$0.00	\$0.00
			2303	G969-G21 SDED PROGRAM	Completed	CDBG	\$0.00	\$0.00	\$0.00
			2304	G969-G34 SDED PROGRAM	Completed	CDBG	\$0.00	\$0.00	\$0.00
			2305	G976-CD4 MINOR HOME REPAIR	Completed	CDBG	\$0.00	\$0.00	\$0.00
			2306	G977-CD4 HOME IMPROVEMENT PROGRAM	Completed	CDBG	\$0.00	\$0.00	\$0.00
			2307	G993-CD4 SDDC PROFESSIONAL TECH	Canceled	CDBG	\$0.00	\$0.00	\$0.00
			2308	G993-G21 SDED PROFESSIONAL SERVICES	Completed	CDBG	\$0.00	\$0.00	\$0.00
			2309	MUSEUM OF AFRICAN AMERICAN LIFE/CULTURE	Completed	CDBG	\$0.00	\$0.00	\$0.00
			2310	4557-CD5 NEIGHBORHOOD ST. IMPROVEMENT	Completed	CDBG	\$30,708.82	\$30,708.82	\$0.00
			2311	4558-CD5 CLEAN SOUTH DALLAS	Completed	CDBG	\$10,000.00	\$10,000.00	\$0.00
			2312	4559-CD5 AFTER-SCHOOL: VICKERY MEADOW	Completed	CDBG	\$0.00	\$0.00	\$0.00

U.S. Department of Housing and Urban Development
 Office of Community Planning and Development
 Integrated Disbursement and Information System
 List of Activities By Program Year And Project
 DALLAS, TX

Funding Agency: DALLAS

Plan Year	IDIS Project	Project	IDIS Activity ID	Activity Name	Activity Status	Program	Funded Amount	Draw Amount	Balance
1994	2	CONVERTED CDBG ACTIVITIES	2313	4560-CD5 AFTER-SCHOOL: SKYVIEW ELEM.	Completed	CDBG	\$0.00	\$0.00	\$0.00
			2314	4561-CD5 PRINCE HALL APT AFTER SCHOOL	Completed	CDBG	\$0.00	\$0.00	\$0.00
			2315	4562-CD5 AFTER SCHOOL: ELISHA M. PEASE	Completed	CDBG	\$34.00	\$34.00	\$0.00
			2316	4563-CD5 N W HAWLEE AFTER SCHOOL	Completed	CDBG	\$0.00	\$0.00	\$0.00
			2317	4564-CD5 AFTER-SCHOOL: OBADIAH KNIGHT	Completed	CDBG	\$0.00	\$0.00	\$0.00
			2318	4565-CD5 AFTER-SCHOOL: LEILAH P. COWART	Completed	CDBG	\$0.00	\$0.00	\$0.00
			2319	4566-CD5 K B POLK AFTER SCHOOL	Completed	CDBG	\$0.00	\$0.00	\$0.00
			2320	4567-CD5 AFTER-SCHOOL: MARCUS REC.	Completed	CDBG	\$0.00	\$0.00	\$0.00
			2321	4568-CD5 AFTER-SCHOOL: DAVID G. BURNET	Completed	CDBG	\$0.00	\$0.00	\$0.00
			2322	4569-CD5 AFTER-SCHOOL: DAN D. ROGERS	Completed	CDBG	\$1,726.99	\$1,726.99	\$0.00
			2323	4570-CD5 AFTER-SCHOOL JOPPA AREA	Completed	CDBG	\$0.00	\$0.00	\$0.00
			2324	4571-CD5 AFTER-SCHOOL: BAYLES ELEM.	Completed	CDBG	\$0.00	\$0.00	\$0.00
			2325	4572-CD5 AFTER-SCHOOL: CLINTON B. RUSSELL	Completed	CDBG	\$0.00	\$0.00	\$0.00
			2326	4573-CD5 AFTER-SCHOOL: COCHRAN ELEM.	Completed	CDBG	\$0.00	\$0.00	\$0.00
			2327	4574-CD5 AFTER-SCHOOL: L.K. HALL	Completed	CDBG	\$0.00	\$0.00	\$0.00
			2328	4575-CD5 AFTER-SCHOOL: MACON ELEM.	Completed	CDBG	\$520.30	\$520.30	\$0.00
			2329	4576-CD5 AFTER-SCHOOL: WILLIAM TRAVIS	Completed	CDBG	\$0.00	\$0.00	\$0.00
			2330	4557-CD5 AFTER SCHOOL: STEPHEN FOSTER	Completed	CDBG	\$0.00	\$0.00	\$0.00
			2331	4578-CD5 CHILDREN AND YOUTH NATURE CAMP	Completed	CDBG	\$22,590.00	\$22,590.00	\$0.00
			2332	4579-CD5 COOPERATIVE GANG PREVENTION PRO	Completed	CDBG	\$73,826.00	\$73,826.00	\$0.00
			2333	4580-CD5 COCHRAN PARK SITE DEVELOPMENT	Completed	CDBG	\$32,168.70	\$32,168.70	\$0.00
			2334	CUMMINGS PARK SITE DEVELOPMENT	Completed	CDBG	\$138,122.92	\$138,122.92	\$0.00
			2335	FRUITDALE PARK SITE DEVELOPMENT	Completed	CDBG	\$48,731.75	\$48,731.75	\$0.00
			2336	J.J. LEMMON PARK SITE DEVELOPMENT	Completed	CDBG	\$79,415.00	\$79,415.00	\$0.00
			2337	KIDD SPRINGS PARK - SITE DEV & HVAC	Completed	CDBG	\$148,548.00	\$148,548.00	\$0.00
			2338	LINDSLEY PARK SITE DEVELOPMENT	Completed	CDBG	\$248,177.00	\$248,177.00	\$0.00
			2339	4586-CD5 N. OAK CLIFF BRANCH LIBRARY REN	Completed	CDBG	\$45,848.25	\$45,848.25	\$0.00
			2340	4587-CD5 PEMBERTON HILL SITE DEVELOPMENT	Completed	CDBG	\$49,791.60	\$49,791.60	\$0.00
			2341	PLEASANT OAKS REC CTR ADA IMPROVEMENTS	Completed	CDBG	\$32,356.00	\$32,356.00	\$0.00
			2342	LARRY JOHNSON RECREATION CENTER	Completed	CDBG	\$23,815.00	\$23,815.00	\$0.00
			2343	ROCHESTER PARK SITE DEVELOPMENT	Completed	CDBG	\$46,994.00	\$46,994.00	\$0.00
			2344	WILLIE B. JOHNSON REC. CTR.	Completed	CDBG	\$53,614.00	\$53,614.00	\$0.00
			2345	4592-CD5 SEND A KID TO CAMP	Completed	CDBG	\$0.00	\$0.00	\$0.00
			2346	ARLINGTON PARK OPEN AIR GYM	Completed	CDBG	\$26,374.06	\$26,374.06	\$0.00
			2347	4594-CD5 MAPLE AVENUE URBAN MAIN ST.	Canceled	CDBG	\$0.00	\$0.00	\$0.00
			2348	4595-CD5 MARTIN LUTHER KING BLVD URBAN	Completed	CDBG	\$3,727.00	\$3,727.00	\$0.00
			2349	4596-CD5 HISTORIC FACADE IMPROVEMENTS	Completed	CDBG	\$0.00	\$0.00	\$0.00

U.S. Department of Housing and Urban Development
 Office of Community Planning and Development
 Integrated Disbursement and Information System
 List of Activities By Program Year And Project
 DALLAS, TX

Funding Agency: DALLAS

Plan Year	IDIS Project	Project	IDIS Activity ID	Activity Name	Activity Status	Program	Funded Amount	Draw Amount	Balance
1994	2	CONVERTED CDBG ACTIVITIES	2350	4597-CD5 HISTORIC PRESERVATION REVIEWS	Completed	CDBG	\$4,735.00	\$4,735.00	\$0.00
			2351	4598-CD5 INTOWN HOUSING IMPLEMENTATION	Completed	CDBG	\$0.00	\$0.00	\$0.00
			2352	4599-CD5 CD LEGAL SUPPORT	Completed	CDBG	\$0.00	\$0.00	\$0.00
			2353	4600-CD5 DOWNTOWN OAKCLIFF REVITALIZE	Completed	CDBG	\$12,012.00	\$12,012.00	\$0.00
			2354	4601-CD5 ENTERPRISE ZONE ECO. EMPOWERMT.	Completed	CDBG	\$4,892.29	\$4,892.29	\$0.00
			2355	4602-CD5 ECONOMIC DEVELOPMENT DEMO LOANS	Completed	CDBG	\$48,181.00	\$48,181.00	\$0.00
			2356	4603-CD5 ECONOMIC EMPOWERMENT PROGRAM	Completed	CDBG	\$0.00	\$0.00	\$0.00
			2357	4604-CD5 S. DALLAS ECO. DEV/BUSN LOAN	Completed	CDBG	\$214,701.00	\$214,701.00	\$0.00
			2358	4605-CD5 SDDC PROGRAM ADMIN	Completed	CDBG	\$0.00	\$0.00	\$0.00
			2359	4606-CD5 SDDC PROF TECH SERVICE	Completed	CDBG	\$21,087.00	\$21,087.00	\$0.00
			2360	4607-CD5 S. DALLAS ECO. DEV. COMP. & EVA	Completed	CDBG	\$1,162.00	\$1,162.00	\$0.00
			2361	4608-CD5	Canceled	CDBG	\$0.00	\$0.00	\$0.00
			2362	4609-CD5 W DALLAS OCCUPATIONAL TRAINING	Completed	CDBG	\$45,051.00	\$45,051.00	\$0.00
			2363	4610-CD5 CD RISK LIABILITY	Completed	CDBG	\$0.00	\$0.00	\$0.00
			2364	4611-CD5 DEDICATED SAFE EXP. INSP. SUPP.	Completed	CDBG	\$795.00	\$795.00	\$0.00
			2365	4612-CD5 DEDICATED SAFE EXPANSION CODE	Completed	CDBG	\$24,121.00	\$24,121.00	\$0.00
			2366	4613-CD5 PRO-ACTIVE CODE ENFORCEMENT	Completed	CDBG	\$2,619.82	\$2,619.82	\$0.00
			2367	4614-CD5 RELOCATION	Completed	CDBG	\$400,000.00	\$400,000.00	\$0.00
			2368	WALKER CODE ENFORCEMENT CASE WORKER FAM	Completed	CDBG	\$0.00	\$0.00	\$0.00
			2369	4616-CD5 WALKER-CODE ENFORCEMENT CASE	Completed	CDBG	\$0.00	\$0.00	\$0.00
			2370	4617-CD5 WALKER- CODE ENFORCEMENT - ADD	Completed	CDBG	\$0.00	\$0.00	\$0.00
			2371	4618-CD5 VOLUNTEERS IN PLUMBING	Completed	CDBG	\$7,738.44	\$7,738.44	\$0.00
			2372	4622-CD5 HERITAGE ALLIANCE FOR ECO. DEV.	Completed	CDBG	\$0.00	\$0.00	\$0.00
			2373	0769-CD4 AFTER SCHOOL: LEILAH P. COWART	Completed	CDBG	\$0.00	\$0.00	\$0.00
			2374	4501-CD5 ADOLESCENT SUBSTANCE ABUSE	Completed	CDBG	\$0.00	\$0.00	\$0.00
			2375	4502-CD5 ADOLESCENT GANG INTERVENTION PR	Completed	CDBG	\$5,758.54	\$5,758.54	\$0.00
			2376	4503-CD5 ADOLESCENT HEALTH SERVICES	Completed	CDBG	\$34,011.68	\$34,011.68	\$0.00
			2377	4504-CD5 ADULT SUBSTANCE ABUSE	Completed	CDBG	\$19,423.00	\$19,423.00	\$0.00
			2378	4505-CD5 AIDS EARLY INT/CASE MGMT/DAY	Completed	CDBG	\$33,280.80	\$33,280.80	\$0.00
			2379	AIDS EARLY INT/CASE NGNT/DAYCARE -YOUTH	Completed	CDBG	\$86,421.10	\$86,421.10	\$0.00
			2380	4507-CD5 AIDS ED. FOR LOWER INCOME INDIV	Completed	CDBG	\$0.00	\$0.00	\$0.00
			2381	4508-CD5 AIDS RSRC. CTR. HUMAN UNDERSTA.	Canceled	CDBG	\$0.00	\$0.00	\$0.00
			2382	4509-CD5 YOUTH-RELATED SOC. SERV.	Completed	CDBG	\$29,250.00	\$29,250.00	\$0.00
			2383	4510-CD5 CHILD CARE SERVICES PROGRAM	Completed	CDBG	\$16,832.16	\$16,832.16	\$0.00
			2384	4511-CD5 CITY ADOLESCENT HEALTH SERVICES	Completed	CDBG	\$0.00	\$0.00	\$0.00
			2385	4512-CD5 CITY CHILD CARE SERVICES	Completed	CDBG	\$0.00	\$0.00	\$0.00
			2386	4513-CD5 CITY GERIATRIC CRISIS INTERVENT	Completed	CDBG	\$0.00	\$0.00	\$0.00

U.S. Department of Housing and Urban Development
 Office of Community Planning and Development
 Integrated Disbursement and Information System
 List of Activities By Program Year And Project
 DALLAS, TX

Funding Agency: DALLAS

Plan Year	IDIS Project	Project	IDIS Activity ID	Activity Name	Activity Status	Program	Funded Amount	Draw Amount	Balance
1994	2	CONVERTED CDBG ACTIVITIES	2387	4514-CD5 CITY OFFICE OF SENIOR AFFAIRS	Completed	CDBG	\$0.00	\$0.00	\$0.00
			2388	4515-CD5 CLINICAL DENTAL CARE	Completed	CDBG	\$0.00	\$0.00	\$0.00
			2389	4516-CD5 DAY RESOURCE CENTER RENOVATION	Completed	CDBG	\$25,562.00	\$25,562.00	\$0.00
			2390	4517-CD5 DOMESTIC VIOLENCE ASSISTANCE	Completed	CDBG	\$3,414.00	\$3,414.00	\$0.00
			2391	4518-CD5 EMPLOYMENT ASSISTANCE PROG.	Completed	CDBG	\$9,532.00	\$9,532.00	\$0.00
			2392	4519-CD5 HEALTH CONTRACT MONITORING	Completed	CDBG	\$0.00	\$0.00	\$0.00
			2393	4520-CD5 HOSPICE/RESPITE CARE/CHILDREN	Completed	CDBG	\$0.00	\$0.00	\$0.00
			2394	4521-CD5 I AM THAT I AM TRAINING CTR ACQ	Completed	CDBG	\$35,000.00	\$35,000.00	\$0.00
			2395	4522-CD5 MLK, JR. COMMUNITY CTR. RENOV.	Completed	CDBG	\$285,000.00	\$285,000.00	\$0.00
			2396	4523-CD5 NEIGHBORHOOD ANTI-DRUG PROGRAM	Completed	CDBG	\$0.00	\$0.00	\$0.00
			2397	4524-CD5 SENIOR SERVICES PROGRAM	Completed	CDBG	\$6,833.00	\$6,833.00	\$0.00
			2398	4525-CD5 SOUTH DALLAS HEALTH ACCESS ACQ.	Completed	CDBG	\$0.00	\$0.00	\$0.00
			2399	4526-CD5 TEEN VIOLENCE-VICTIM OUTREACH	Completed	CDBG	\$0.00	\$0.00	\$0.00
			2400	4527-CD5 W. DLS MULTIPURPOSE CTR. RENOV.	Completed	CDBG	\$36,448.28	\$36,448.28	\$0.00
			2401	4528-CD5 YOUTH AND FAMILY SUPPORT SERV.	Completed	CDBG	\$840.11	\$840.11	\$0.00
			2402	YOUTH JOB TRAINING PLEASANT WOOD/P. GROV	Completed	CDBG	\$15,709.00	\$15,709.00	\$0.00
			2403	4530-CD5 YOUTH JOB TRAINING	Completed	CDBG	\$0.00	\$0.00	\$0.00
			2404	4531-CD5 PEOPLE HELPING PEOPLE	Completed	CDBG	\$32.49	\$32.49	\$0.00
			2405	4531-1-CD5 PEOPLE HELP PEOPLE	Completed	CDBG	\$0.00	\$0.00	\$0.00
			2406	CD5 PEOPLE HELPING PEOPLE	Completed	CDBG	\$43,000.00	\$43,000.00	\$0.00
			2407	4532-CD5 HOME IMPROVEMENT PROGRAM	Completed	CDBG	\$93,022.00	\$93,022.00	\$0.00
			2408	4533-CD5 HOUSING ASSISTANCE SUPPORT	Completed	CDBG	\$435.00	\$435.00	\$0.00
			2409	Unknown	Completed	CDBG	\$0.00	\$0.00	\$0.00
			2410	4534-CD5 HOUSING DEV SUPPORT	Completed	CDBG	\$0.00	\$0.00	\$0.00
			2411	Unknown	Completed	CDBG	\$0.00	\$0.00	\$0.00
			2412	Unknown	Completed	CDBG	\$0.00	\$0.00	\$0.00
			2413	4535-CD5 HOUSING MANAGEMENT SUPPORT	Completed	CDBG	\$36.00	\$36.00	\$0.00
			2414	4536-CD5 INFILL HOUSE PROGRAM	Completed	CDBG	\$0.00	\$0.00	\$0.00
			2415	4537-CD5 MINOR HOME REPAIR	Completed	CDBG	\$0.00	\$0.00	\$0.00
			2416	4538-CD5 RENTAL HOUSING PRESERVATION	Completed	CDBG	\$84,511.00	\$84,511.00	\$0.00
			2417	4539-CD5 S. DALLAS/ FAIR PARK MINOR HOME	Completed	CDBG	\$0.00	\$0.00	\$0.00
			2418	4540-CD5 TEMPORARY EMERGENCY HOUSING	Completed	CDBG	\$0.00	\$0.00	\$0.00
			2419	4541-CD5 WALKER-HOME IMPROVEMENT PROGRAM	Completed	CDBG	\$0.00	\$0.00	\$0.00
			2420	4542-CD5 WALKER-MINOR HOME REPAIR WEST	Completed	CDBG	\$0.00	\$0.00	\$0.00
			2421	45431CD5 DEEP ELLUM LOFTS	Canceled	CDBG	\$0.00	\$0.00	\$0.00
			2422	45432CD5 MAJESTIC LOFTS	Canceled	CDBG	\$0.00	\$0.00	\$0.00
			2423	45433CD5 AMERICAN BEAUTY MILL	Canceled	CDBG	\$0.00	\$0.00	\$0.00

U.S. Department of Housing and Urban Development
 Office of Community Planning and Development
 Integrated Disbursement and Information System
 List of Activities By Program Year And Project
 DALLAS, TX

Funding Agency: DALLAS

Plan Year	IDIS Project	Project	IDIS Activity ID	Activity Name	Activity Status	Program	Funded Amount	Draw Amount	Balance
1994	2	CONVERTED CDBG ACTIVITIES	2424	4543 CD5 SECTION 108 REPAYMENTS	Completed	CDBG	\$0.00	\$0.00	\$0.00
			2425	CD FINANCIAL MANAGEMENT	Completed	CDBG	\$0.00	\$0.00	\$0.00
			2426	INDIRECT COSTS	Completed	CDBG	\$0.00	\$0.00	\$0.00
			2427	WALKER CASH TRANSFER	Canceled	CDBG	\$0.00	\$0.00	\$0.00
			2428	4547-CD5 WALKER-RENT OPTION	Completed	CDBG	\$0.00	\$0.00	\$0.00
			2429	4548-CD5 WALKER HOUSING COMPLIANCE	Completed	CDBG	\$0.00	\$0.00	\$0.00
			2430	4549-CD5 WALKER-SEED MONEY FOR NON-PROFT	Completed	CDBG	\$0.00	\$0.00	\$0.00
			2431	4550-CD5 COMPLIANCE, EVAL., & CONS. PLAN	Completed	CDBG	\$0.00	\$0.00	\$0.00
			2432	4551-CD5 HUD PROGRAMS OVERSIGHT	Completed	CDBG	\$0.00	\$0.00	\$0.00
			2433	4552-CD5 CD AUDITS	Completed	CDBG	\$27,549.86	\$27,549.86	\$0.00
			2434	4553-CD5 CITIZEN PART./CDC SUPPORT	Completed	CDBG	\$0.00	\$0.00	\$0.00
			2435	4554-CD5 WALKER-FAIR HOUSING ENFORC.	Completed	CDBG	\$445.00	\$445.00	\$0.00
			2436	4555-CD5 WALKER FAIR HOUSING COMPLIANCE	Completed	CDBG	\$2,486.00	\$2,486.00	\$0.00
			2437	4688-CD4 NRP-F-EXLINE PARK	Completed	CDBG	\$8,215.24	\$8,215.24	\$0.00
			2438	4689-CD5 NRP-F-WHEATLEY PARK	Completed	CDBG	\$6,197.83	\$6,197.83	\$0.00
			2439	4690-CD5 NRP-F-LAGOW PARK	Completed	CDBG	\$2,907.70	\$2,907.70	\$0.00
			2440	4691-CD5 NRP-A-YOUTH PUBLIC SERVICE	Completed	CDBG	\$19,010.41	\$19,010.41	\$0.00
			2441	4692-CD5 NRP-A-NON YOUTH PUBLIC SERVICES	Completed	CDBG	\$59,883.00	\$59,883.00	\$0.00
			2442	4693-CD5 NRP B YOUTH PUB SERVICE	Completed	CDBG	\$385.22	\$385.22	\$0.00
			2443	4694-CD5 NRP-B-POLICE MOBILE STOREFRONT	Completed	CDBG	\$11,408.39	\$11,408.39	\$0.00
			2444	4695-CD5 NRP-B-YOUTH PUBLIC SERVICES	Completed	CDBG	\$5,683.94	\$5,683.94	\$0.00
			2445	4696-CD5 NRP-B-NON-YOUTH PUBLIC SERVICES	Completed	CDBG	\$8,082.14	\$8,082.14	\$0.00
			2446	4697-CD5 NRP-C-YOUTH PUBLIC SERVICES	Completed	CDBG	\$13,152.22	\$13,152.22	\$0.00
			2447	4698-CD5 NRP-C-NON YOUTH PUBLIC SERVICES	Completed	CDBG	\$15,864.25	\$15,864.25	\$0.00
			2448	4699-CD5 NRP-D-YOUTH PUBLIC SERVICE	Canceled	CDBG	\$0.00	\$0.00	\$0.00
			2449	4700-CD5 NRP-D-POLICE MOBILE STOREFRONT	Completed	CDBG	\$18,618.23	\$18,618.23	\$0.00
			2450	4701-CD5 NRP-E-YOUTH PUBLIC SERVICE	Completed	CDBG	\$899.94	\$899.94	\$0.00
			2451	4702-CD5 NRP-E-NON-YOUTH PUBLIC SERVICES	Completed	CDBG	\$2,486.31	\$2,486.31	\$0.00
			2452	4703-CD5 NRP-F-YOUTH PUBLIC SERVICE	Completed	CDBG	\$7,850.01	\$7,850.01	\$0.00
			2453	4704-CD5 NRP-F-NON-YOUTH PUBLIC SERVICE	Completed	CDBG	\$8,315.00	\$8,315.00	\$0.00
			2454	R95 RENTAL HOUSING PRESERVATION	Completed	CDBG	\$4,130,741.00	\$4,130,741.00	\$0.00
			2455	4735-R95 SUBSTANDARD HOUSING REPAIR	Completed	CDBG	\$250,000.00	\$250,000.00	\$0.00
			2456	4736-R95 CODE ENFORCEMENT	Completed	CDBG	\$3,684,930.00	\$3,684,930.00	\$0.00
			2457	4737-R95 ENGINEERING SERVICES CDBG	Completed	CDBG	\$47,653.73	\$47,653.73	\$0.00
			2458	4738-R95 ENGINEERING SERVICES FOR CDBG	Completed	CDBG	\$176,829.68	\$176,829.68	\$0.00
			2459	4739-R95 KIDD SPRINGS REC. CTR ROOF REPL	Completed	CDBG	\$73,808.71	\$73,808.71	\$0.00
			2460	LANCASTER KIEST BRANCH LIBRARY REPAIR	Completed	CDBG	\$57,059.63	\$57,059.63	\$0.00

U.S. Department of Housing and Urban Development
 Office of Community Planning and Development
 Integrated Disbursement and Information System
 List of Activities By Program Year And Project
 DALLAS, TX

Funding Agency: DALLAS

Plan Year	IDIS Project	Project	IDIS Activity ID	Activity Name	Activity Status	Program	Funded Amount	Draw Amount	Balance
1994	2	CONVERTED CDBG ACTIVITIES	2461	4741-R95 BECKLEY-SANER RECREATION CTR	Completed	CDBG	\$52,822.00	\$52,822.00	\$0.00
			2462	4742-R95 NASH/DAVIS RECREATION CENTER	Completed	CDBG	\$36,310.00	\$36,310.00	\$0.00
			2463	4743-R95 J.C. PHELPS REC. CTR. RENOV.	Completed	CDBG	\$59,319.00	\$59,319.00	\$0.00
			2464	5961-R95 S. DALLAS ECO. DEV. LOAN RESERV	Completed	CDBG	\$150,000.00	\$150,000.00	\$0.00
			2465	5962-R95 N. OAK CLIFF BRANCH LIBRARY	Completed	CDBG	\$38,226.00	\$38,226.00	\$0.00
			2466	5963-R95 DALLAS W. BRANCH LIBRARY RENOV.	Completed	CDBG	\$18,537.87	\$18,537.87	\$0.00
			2467	5964-R95 LAKEWOOD BRANCH LIBRARY RENOV.	Completed	CDBG	\$65,980.00	\$65,980.00	\$0.00
			2468	K B POLK RECREATION CENTER ADDITION	Completed	CDBG	\$245,788.84	\$245,788.84	\$0.00
			2469	5966-R95 ARLINGTON PARK JOGGING TRAIL	Completed	CDBG	\$162,000.00	\$162,000.00	\$0.00
			2470	WALKER FAIR HOU ENFORCE ADD	Completed	CDBG	\$0.00	\$0.00	\$0.00
			2471	6038-CD4 WALKER-FAIR HOUSING ADDED	Completed	CDBG	\$32,551.00	\$32,551.00	\$0.00
			2472	6039-CD3 WALKER HOU COMPLIANCE	Completed	CDBG	\$0.00	\$0.00	\$0.00
			2473	WALKER HOUSING COMPLIANCE	Completed	CDBG	\$0.00	\$0.00	\$0.00
			2474	6041-CD4 WALKER CODE ENFORCE FAM	Completed	CDBG	\$0.00	\$0.00	\$0.00
			2475	6043-CD4 WALKER CODE ENFORCE WEST	Completed	CDBG	\$0.00	\$0.00	\$0.00
			2476	6067-CD4 WALKER-FAIR HOUSING ENFORC.	Completed	CDBG	\$2,538.00	\$2,538.00	\$0.00
			2477	6067-G71 WALKER FAIR HOU ENFORCE	Completed	CDBG	\$0.00	\$0.00	\$0.00
			2478	6067-G81 WALKER FAIR HOU ENFORCEMENT	Completed	CDBG	\$0.00	\$0.00	\$0.00
			2479	6082-CD3 PRO-ACTIVE CODE ENFORCEMENT	Completed	CDBG	\$0.00	\$0.00	\$0.00
			2480	6082-CD4 PRO-ACTIVE CODE ENFORCEMENT	Completed	CDBG	\$0.00	\$0.00	\$0.00
			2481	6102-G21 ECONOMIC DEVELOPMENT DEMO	Completed	CDBG	\$0.00	\$0.00	\$0.00
			2482	C. D. PROGRAM INCOME	Canceled	CDBG	\$0.00	\$0.00	\$0.00
			2483	6189-CD4 WALKER-CODE ENFORCEMENT-ADDED	Completed	CDBG	\$0.00	\$0.00	\$0.00
			2484	6219-CD4 CITY OFFICE OF SENIOR AFFAIRS	Completed	CDBG	\$0.00	\$0.00	\$0.00
			2485	6223-CD4 HOU ASSIST SUPPORT	Completed	CDBG	\$0.00	\$0.00	\$0.00
			2486	6224-CD4 HOU DEVELOP SUPPORT	Completed	CDBG	\$0.00	\$0.00	\$0.00
			2487	6224-4-CD3 HOU DEVELOP SUPPORT	Completed	CDBG	\$0.00	\$0.00	\$0.00
			2488	6228-CD4 PEOPLE-HELPING-PEOPLE	Completed	CDBG	\$0.00	\$0.00	\$0.00
			2489	PEOPLE HELPING PEOPLE	Completed	CDBG	\$0.00	\$0.00	\$0.00
			2490	PROPLE HELPING PEOPLE	Completed	CDBG	\$0.00	\$0.00	\$0.00
			2491	PEOPLE HELPING PEOPLE	Completed	CDBG	\$0.00	\$0.00	\$0.00
			2492	HOU MANAGEMENT SUPPORT SERVICE	Completed	CDBG	\$0.00	\$0.00	\$0.00
			2493	6231-CD4 HOUSING DEVELOPMENT SUPPORT	Completed	CDBG	\$0.00	\$0.00	\$0.00
			2494	HOU MANAGEMENT SUPPORT SERVICE	Completed	CDBG	\$0.00	\$0.00	\$0.00
			2495	CITY CHILD CARE SERVICES	Canceled	CDBG	\$0.00	\$0.00	\$0.00
			2496	6233-CD4 CITY CHILD CARE SERVICES	Completed	CDBG	\$0.00	\$0.00	\$0.00
			2497	Unknown	Completed	CDBG	\$0.00	\$0.00	\$0.00

U.S. Department of Housing and Urban Development
 Office of Community Planning and Development
 Integrated Disbursement and Information System
 List of Activities By Program Year And Project
 DALLAS, TX

Funding Agency: DALLAS

Plan Year	IDIS Project	Project	IDIS Activity ID	Activity Name	Activity Status	Program	Funded Amount	Draw Amount	Balance
1994	2	CONVERTED CDBG ACTIVITIES	2498	6235-CD4 CITY ADOLESCENT HEALTH	Completed	CDBG	\$0.00	\$0.00	\$0.00
			2499	Unknown	Completed	CDBG	\$0.00	\$0.00	\$0.00
			2500	6240-CD4 HEALTH CARE MONITORING	Completed	CDBG	\$0.00	\$0.00	\$0.00
			2501	6240-G81 HEALTH CONTRACT MONITORING	Completed	CDBG	\$0.00	\$0.00	\$0.00
			2502	6255-CD3 NRP-BURGLAR BAR RETROFIT/SMOKE	Canceled	CDBG	\$0.00	\$0.00	\$0.00
			2503	6258-CD4 CD LEGAL SUPPORT	Completed	CDBG	\$0.00	\$0.00	\$0.00
			2504	6259-CD2 CD PROGRAM OVERSIGHT	Completed	CDBG	\$0.00	\$0.00	\$0.00
			2505	6259-CD3 CD PROGRAM OVERSIGHT	Completed	CDBG	\$0.00	\$0.00	\$0.00
			2506	6259-CD4 HUD PROGRAM OVERSIGHT	Completed	CDBG	\$0.00	\$0.00	\$0.00
			2507	6259-G81 CD PROGRAM OVERSIGHT	Completed	CDBG	\$0.00	\$0.00	\$0.00
			2508	6262-CD4 HOU PROGRAM ADMIN	Completed	CDBG	\$0.00	\$0.00	\$0.00
			2509	6265-CD4 CD FINANCIAL MGMT	Completed	CDBG	\$0.00	\$0.00	\$0.00
			2510	6265-G81 CD FINANCIAL MGMT	Completed	CDBG	\$0.00	\$0.00	\$0.00
			2511	6272-CD3 HISTORIC PRESERVATION REVIEW	Completed	CDBG	\$0.00	\$0.00	\$0.00
			2512	HISTORIC PRESERVATION REVIEW/MITIGATION	Completed	CDBG	\$2,860.02	\$2,860.02	\$0.00
			2513	6272-R92 HISTORIC PRESERVATION	Completed	CDBG	\$0.00	\$0.00	\$0.00
			2514	6518-CD4 COMPLIANCE AND EVALUTION PRO.	Completed	CDBG	\$0.00	\$0.00	\$0.00
			2515	6518-G81 COMPLIANCE AND EVAL	Completed	CDBG	\$0.00	\$0.00	\$0.00
			2516	6709-CD3 RELOCATION/REPLACEMENT HOUSING	Completed	CDBG	\$0.00	\$0.00	\$0.00
			2517	6709-CD4 RELOCATION	Completed	CDBG	\$134,311.00	\$134,311.00	\$0.00
			2518	6723-CD3 ENTERPRISE ZONE ECONOMIC	Canceled	CDBG	\$0.00	\$0.00	\$0.00
			2519	ENTERPRISE ZONE ECONOMIC EMPOWERMENT	Completed	CDBG	\$650.00	\$650.00	\$0.00
			2520	ENTERPRISE ZONE ECO. EMPOWERMENT PROGRAM	Canceled	CDBG	\$0.00	\$0.00	\$0.00
			2521	6778-CD2 FUNDS AVAIL FOR REPROGRAMMING	Completed	CDBG	\$0.00	\$0.00	\$0.00
			2522	6784-R93 FAIR PARK/MLK STREET	Canceled	CDBG	\$0.00	\$0.00	\$0.00
			2523	6785-R93 YOUTH/JUVENILE INITIATIVES	Completed	CDBG	\$0.00	\$0.00	\$0.00
			2524	6786-R93 AFTER SCHOOL PROGRAMS	Completed	CDBG	\$0.00	\$0.00	\$0.00
			2525	7651-CD4 DOWNTOWN OAK CLIFF REVITAL	Completed	CDBG	\$0.00	\$0.00	\$0.00
			2526	CREDIT	Canceled	CDBG	\$0.00	\$0.00	\$0.00
			2527	G780-G34 AIDS FUNDING CONCEPT	Completed	CDBG	\$0.00	\$0.00	\$0.00
			2528	G781-CD3 GREATER DALLAS FOUND-HOUSING	Completed	CDBG	\$0.00	\$0.00	\$0.00
			2529	G781-CD4 HOUSING OUTREACH PROGRAM	Completed	CDBG	\$2,145.00	\$2,145.00	\$0.00
			2530	G782-G43 NEIGHBORHOOD REVITAL CONCEPTS	Completed	CDBG	\$0.00	\$0.00	\$0.00
			2531	G787-CD4 BETHLEHEM FOUNDATION CONCEPT	Completed	CDBG	\$0.00	\$0.00	\$0.00
			2532	RENTAL HOUSING PRESERVATION	Completed	CDBG	\$199,868.37	\$199,868.37	\$0.00
			2533	G798-CD4 HOMELESS ASSISTANCE	Completed	CDBG	\$0.00	\$0.00	\$0.00
			2534	G814-CD4 SEND A KID TO CAMP	Completed	CDBG	\$0.00	\$0.00	\$0.00

U.S. Department of Housing and Urban Development
 Office of Community Planning and Development
 Integrated Disbursement and Information System
 List of Activities By Program Year And Project
 DALLAS, TX

Funding Agency: DALLAS

Plan Year	IDIS Project	Project	IDIS Activity ID	Activity Name	Activity Status	Program	Funded Amount	Draw Amount	Balance
1994	2	CONVERTED CDBG ACTIVITIES	2535	G823-CD4 PLEASANT OAKS REC. CTR. ROOF	Completed	CDBG	\$0.00	\$0.00	\$0.00
			2536	G826-CD3 HOME OWNERSHIP COUNSELING	Completed	CDBG	\$8,915.00	\$8,915.00	\$0.00
			2537	G834-CD4 GRAWYLER PARK PLAYGROUND	Completed	CDBG	\$0.00	\$0.00	\$0.00
			2538	WINNETKA PARK PLAYGROUND	Completed	CDBG	\$8,632.00	\$8,632.00	\$0.00
			2539	HIGHLAND HILLS (TOMMIE ALLEN) PARK TRAIL	Completed	CDBG	\$3,582.48	\$3,582.48	\$0.00
			2540	G839-CD4 PEARY PARK PLAYGROUND CONST.	Completed	CDBG	\$5,773.00	\$5,773.00	\$0.00
			2541	G845-G81 WALKER-ECO DEV DEMONSTRA FUNDS	Completed	CDBG	\$115,225.82	\$115,225.82	\$0.00
			2542	G846-CD4 NUESTRO CENTRO CENTER RENOV.	Completed	CDBG	\$0.00	\$0.00	\$0.00
			2543	G848-G81 KOREAN CENTER	Completed	CDBG	\$0.00	\$0.00	\$0.00
			2544	G853-CD4 BONNIEVIEW STORM DRAINAGE	Completed	CDBG	\$0.00	\$0.00	\$0.00
			2545	G854-CD4 TIPS BLVD/STARKS ELEM. SCHOOL	Completed	CDBG	\$0.00	\$0.00	\$0.00
			2546	G863-CD4 CD AUDITS	Completed	CDBG	\$0.00	\$0.00	\$0.00
			2547	INFILL HOUSING PROGRAM	Completed	CDBG	\$160,754.07	\$160,754.07	\$0.00
			2548	INFILL HOUSING	Completed	CDBG	\$96,091.15	\$96,091.15	\$0.00
			2549	G878-CD4 BETHLEHEM FOUNDATION	Completed	CDBG	\$0.00	\$0.00	\$0.00
			2550	G881-G71 WALKER - PLAYSLABS & TOTLOTS W.	Completed	CDBG	\$131,979.70	\$131,979.70	\$0.00
			2551	G881-G81 WALKER-PLAYSLABS & TOTLOTS WEST	Completed	CDBG	\$17,480.00	\$17,480.00	\$0.00
			2552	G882-CD4 WALKER MINOR HOME REP WEST	Completed	CDBG	\$0.00	\$0.00	\$0.00
			2553	G883-CD4 WALKER -MINOR HOME REPAIR FAMIL	Completed	CDBG	\$0.00	\$0.00	\$0.00
			2554	G884-CD4 WALKER HIP WEST	Completed	CDBG	\$0.00	\$0.00	\$0.00
			2555	G885-CD4 WALKER- HOME IMPROVEMENT PROGRA	Completed	CDBG	\$17,500.00	\$17,500.00	\$0.00
			2556	G886-CD4 WALKER SEED MONEY	Completed	CDBG	\$0.00	\$0.00	\$0.00
			2557	G887-G71 WALKER-SECURITY LIGHTING-WEST	Completed	CDBG	\$134,147.00	\$134,147.00	\$0.00
			2558	G887-G81 WALKER-SECURITY LIGHTING WEST	Canceled	CDBG	\$0.00	\$0.00	\$0.00
			2559	G888-G81 WALKER SECURITY LIGHTING	Completed	CDBG	\$0.00	\$0.00	\$0.00
			2560	G889-CD3 WALKER RENT OPTION	Completed	CDBG	\$0.00	\$0.00	\$0.00
			2561	G889-CD4 WALKER RENT OPTION	Completed	CDBG	\$0.00	\$0.00	\$0.00
			2562	G889-G71 WALKER RENT OPTION	Completed	CDBG	\$0.00	\$0.00	\$0.00
			2563	G890-CD2 WALKER CASH TRANSFER	Canceled	CDBG	\$0.00	\$0.00	\$0.00
			2564	G890-CD3 WALKER CASH TRANSFER	Canceled	CDBG	\$0.00	\$0.00	\$0.00
			2565	0641-CD3 NON-PROFIT CAPACITY	Canceled	CDBG	\$0.00	\$0.00	\$0.00
			2566	0642-CD3 SD/FP MINOR HOME REPAIR	Completed	CDBG	\$0.00	\$0.00	\$0.00
			2567	0642-CD4 SD/FP MINOR HOME REPAIR	Completed	CDBG	\$0.00	\$0.00	\$0.00
			2568	0643-CD3 S DALLAS BUS LOAN RESERVE	Completed	CDBG	\$0.00	\$0.00	\$0.00
			2569	0643-CD4 S. DALLAS ECO. DEV.LOAN RESERVE	Completed	CDBG	\$125,000.00	\$125,000.00	\$0.00
			2570	0643-R93 S DALLAS BUSN LOAN RESERVE	Completed	CDBG	\$0.00	\$0.00	\$0.00
			2571	0644-CD3 LANCASTER Kiest BRANCH LIBRARY	Completed	CDBG	\$81,254.06	\$81,254.06	\$0.00

U.S. Department of Housing and Urban Development
 Office of Community Planning and Development
 Integrated Disbursement and Information System
 List of Activities By Program Year And Project
 DALLAS, TX

Funding Agency: DALLAS

Plan Year	IDIS Project	Project	IDIS Activity ID	Activity Name	Activity Status	Program	Funded Amount	Draw Amount	Balance
1994	2	CONVERTED CDBG ACTIVITIES	2572	0645-CD3 COOPERATIVE GANG PREVENTION	Completed	CDBG	\$1,019.00	\$1,019.00	\$0.00
			2573	0645-CD4 COPPERATIVE GANG PREVENTION PR.	Completed	CDBG	\$48,384.18	\$48,384.18	\$0.00
			2574	0646-CD3 CRAWFORD-ELAM PARK EROSION CONT	Completed	CDBG	\$0.00	\$0.00	\$0.00
			2575	0648-CD3 JAYCEE ZARAGOZA RENOV. DESIGN I	Completed	CDBG	\$0.00	\$0.00	\$0.00
			2576	0648-CD4 JAYCEE/ZARAGOZA CTR. RENOV.	Completed	CDBG	\$0.00	\$0.00	\$0.00
			2577	0650-CD3 LINDSEY PARK IMPROVEMENTS	Completed	CDBG	\$0.00	\$0.00	\$0.00
			2578	0651-CD3 FIRE TRAINING RENOVATION	Completed	CDBG	\$0.00	\$0.00	\$0.00
			2579	0651-CD4 ARLINGTON PARK REC CTR IMPVMTS	Completed	CDBG	\$2,973.80	\$2,973.80	\$0.00
			2580	0652-CD2 LAKE CLIFF PARK	Canceled	CDBG	\$0.00	\$0.00	\$0.00
			2581	0652-CD3 LAKE CLIFF PARK	Completed	CDBG	\$0.00	\$0.00	\$0.00
			2582	0654-CD3 HISTORIC FACADE IMPROVEMENTS	Completed	CDBG	\$6,697.00	\$6,697.00	\$0.00
			2583	0655-CD3 ENTERPRISE ZONE DEVELOP	Completed	CDBG	\$0.00	\$0.00	\$0.00
			2584	0656-CD4 LATE NIGHT REC CENTER	Completed	CDBG	\$0.00	\$0.00	\$0.00
			2585	0657-CD3 ECONOMIC DEVELOPMENT LOAN PROG.	Canceled	CDBG	\$0.00	\$0.00	\$0.00
			2586	0657-CD4 ECONOMIC DEVELOPMENT	Canceled	CDBG	\$0.00	\$0.00	\$0.00
			2587	0658-CD3 IN-TOWN HOUSING PRE-DEVELOPMENT	Completed	CDBG	\$63,313.79	\$63,313.79	\$0.00
			2588	INTOWN HOUSING IMPLEMENTATION	Completed	CDBG	\$0.00	\$0.00	\$0.00
			2589	0659-CD4 ECONOMIC DEVELOPMENT DEP.	Completed	CDBG	\$0.00	\$0.00	\$0.00
			2590	0661-CD4 NEIGHBORHOOD REN PARTNERSHIP	Canceled	CDBG	\$0.00	\$0.00	\$0.00
			2591	0663-CD4 DEDICATED SAFE EXP. INSP. SUPP.	Completed	CDBG	\$0.00	\$0.00	\$0.00
			2592	0664-CD4 DEDICATED SAFE CODE	Completed	CDBG	\$0.00	\$0.00	\$0.00
			2593	0666-CD4 AFTER SCHOOL PROGRAM- DAVID BUR	Completed	CDBG	\$0.00	\$0.00	\$0.00
			2594	0667-CD4 ECONOMIC EMPOWERMENT PROGRAM	Completed	CDBG	\$13,884.00	\$13,884.00	\$0.00
			2595	HERITAGE ALLIANCE FOR ECO DEVELOPMENT	Completed	CDBG	\$0.00	\$0.00	\$0.00
			2596	0672-CD4 AFTER SCHOOL- VICKERY MEADOWS	Completed	CDBG	\$0.00	\$0.00	\$0.00
			2597	0673-CD4 MAPLE AVENUE URBAN MAIN STREET	Canceled	CDBG	\$0.00	\$0.00	\$0.00
			2598	0674-CD4 MLK URBAN MAIN STREET	Completed	CDBG	\$0.00	\$0.00	\$0.00
			2599	0675-CD4 HOSPICE/RESPITE	Completed	CDBG	\$0.00	\$0.00	\$0.00
			2600	0676-CD4 AIDS EARLY INT/CASE MGMT/DAY	Completed	CDBG	\$18,243.00	\$18,243.00	\$0.00
			2601	0677-CD3 NRP-PEOPLE HELPING PEOPLE	Completed	CDBG	\$0.00	\$0.00	\$0.00
			2602	0678-CD3 NRP MINOR HOME REPAIR	Completed	CDBG	\$14,016.00	\$14,016.00	\$0.00
			2603	Unknown	Completed	CDBG	\$0.00	\$0.00	\$0.00
			2604	0680-CD3 NRP-ST. IMPROVEMENTS (PAVING)	Completed	CDBG	\$30,196.46	\$30,196.46	\$0.00
			2605	0680-CD4 POLK AFTER SCHOOL PROGRAM	Completed	CDBG	\$0.00	\$0.00	\$0.00
			2606	0680-R93 K.B. POLK REC CENTER	Completed	CDBG	\$0.00	\$0.00	\$0.00
			2607	0681-CD3 NRP-CURB, SIDEWALK AND GUTTER	Completed	CDBG	\$37,261.82	\$37,261.82	\$0.00
			2608	0681-CD4 AFTER SCHOOL: MARCUS RECREATION	Completed	CDBG	\$0.00	\$0.00	\$0.00

U.S. Department of Housing and Urban Development
 Office of Community Planning and Development
 Integrated Disbursement and Information System
 List of Activities By Program Year And Project
 DALLAS, TX

Funding Agency: DALLAS

Plan Year	IDIS Project	Project	IDIS Activity ID	Activity Name	Activity Status	Program	Funded Amount	Draw Amount	Balance
1994	2	CONVERTED CDBG ACTIVITIES	2609	0682-CD4 AFTER SCHOOL: DAN D. RODGERS	Completed	CDBG	\$0.00	\$0.00	\$0.00
			2610	0683-CD3 NRP BECKLEY	Completed	CDBG	\$0.00	\$0.00	\$0.00
			2611	NRP-EXLINE REC. CTR. IMPROVEMENTS	Completed	CDBG	\$11,443.89	\$11,443.89	\$0.00
			2612	0685-CD3 NRP-BUSINESS FACADE IMPROVEMENT	Completed	CDBG	\$87,242.12	\$87,242.12	\$0.00
			2613	0687-CD4 COMMUNITY CENTER FOR THE DEAF	Completed	CDBG	\$0.00	\$0.00	\$0.00
			2614	0688-CD4 GARDENERS IN COMM DEVELOP	Canceled	CDBG	\$0.00	\$0.00	\$0.00
			2615	0690-CD4 TURNKEY COMM CTR IMP	Canceled	CDBG	\$0.00	\$0.00	\$0.00
			2616	0691-CD4 TURNKEY BOYS AND GIRLS	Completed	CDBG	\$0.00	\$0.00	\$0.00
			2617	0692-CD4 CHURCH STREET ACADEMY	Completed	CDBG	\$0.00	\$0.00	\$0.00
			2618	0693-CD4 PEMBERTON HILL DRAINAGE PHASE I	Completed	CDBG	\$142,031.95	\$142,031.95	\$0.00
			2619	0697-CD4 VOLUNTEERS IN PLUMBING-MINOR	Completed	CDBG	\$393.00	\$393.00	\$0.00
			2620	0699-CD4 EDD CONTRACT COMPLIANCE	Completed	CDBG	\$0.00	\$0.00	\$0.00
			2621	NRP - CUMMINGS PARK SITE IMPROVEMENTS	Completed	CDBG	\$0.00	\$0.00	\$0.00
			2622	0704-CD4 POLK REC CENTER	Completed	CDBG	\$0.00	\$0.00	\$0.00
			2623	0763-CD4 AFTER SCHOOL: SKYVIEW ELEM.	Completed	CDBG	\$0.00	\$0.00	\$0.00
			2624	0764-CD4 LIPSCOMB ELEM AFTER SCHOOL	Completed	CDBG	\$0.00	\$0.00	\$0.00
			2625	0765-CD4 PRINCE HALL AFTER SCHOOL	Completed	CDBG	\$0.00	\$0.00	\$0.00
			2626	0766-CD4 PEASE ELEM AFTER SCHOOL	Completed	CDBG	\$0.00	\$0.00	\$0.00
			2627	0767-CD4 HARLEE AFTER SCHOOL PROGRAM	Completed	CDBG	\$0.00	\$0.00	\$0.00
			2628	0768-CD4 AFTER-SCHOOL: OBADIAH KNIGHT	Completed	CDBG	\$0.00	\$0.00	\$0.00
			2629	0600-CD3 ADOLESCENT GANG INTERVENTION	Completed	CDBG	\$0.00	\$0.00	\$0.00
			2630	0600-CD4 ADOLESCENT GANG INTERVENTION	Completed	CDBG	\$604.18	\$604.18	\$0.00
			2631	0601-CD3 ADOLESCENT HEALTH SERVICES PROG	Canceled	CDBG	\$0.00	\$0.00	\$0.00
			2632	0601-CD4 ADOLSCENT HEALTH SERVICE	Completed	CDBG	\$0.00	\$0.00	\$0.00
			2633	AIDS RESOURCE CENTER RENOVATION	Completed	CDBG	\$0.00	\$0.00	\$0.00
			2634	0603-CD2 CHILD CARE SERVICES	Completed	CDBG	\$0.00	\$0.00	\$0.00
			2635	0603-CD3 CHILD CARE SERVICES	Completed	CDBG	\$0.00	\$0.00	\$0.00
			2636	CHILD CARE SERVICES PROGRAM	Canceled	CDBG	\$0.00	\$0.00	\$0.00
			2637	AIDS EDUC/LOWER INC. IND. PROGRAM	Completed	CDBG	\$0.00	\$0.00	\$0.00
			2638	0606-CD4 LITTLE FOLKS SCHOOL IMPROVEMENT	Completed	CDBG	\$0.00	\$0.00	\$0.00
			2639	0607-CD2 MLK, JR. COMM. CTR RENOVATION	Completed	CDBG	\$12,651.00	\$12,651.00	\$0.00
			2640	0607-CD3 MLK, JR. COMM. CTR. RENOVATIONS	Completed	CDBG	\$12,733.84	\$12,733.84	\$0.00
			2641	0607-CD4 MLK, JR. COMM. CTR. RENOVATIONS	Completed	CDBG	\$81,319.79	\$81,319.79	\$0.00
			2642	0608-CD4 SENIOR SERVICES	Completed	CDBG	\$0.00	\$0.00	\$0.00
			2643	0609-CD2 WALKER APART REPAIR	Completed	CDBG	\$0.00	\$0.00	\$0.00
			2644	SIDEWALKS, STREETS AND CURBS	Completed	CDBG	\$0.00	\$0.00	\$0.00
			2645	0611-CD2 NEIGHBORHOOD STREET IMP PETIT	Completed	CDBG	\$0.00	\$0.00	\$0.00

U.S. Department of Housing and Urban Development
 Office of Community Planning and Development
 Integrated Disbursement and Information System
 List of Activities By Program Year And Project
 DALLAS, TX

Funding Agency: DALLAS

Plan Year	IDIS Project	Project	IDIS Activity ID	Activity Name	Activity Status	Program	Funded Amount	Draw Amount	Balance
1994	2	CONVERTED CDBG ACTIVITIES	2646	0611-CD3 NEIGHBORHOOD ST. IMPOVEMENT	Completed	CDBG	\$0.00	\$0.00	\$0.00
			2647	0612-CD2 J C ZARAGOZA	Completed	CDBG	\$0.00	\$0.00	\$0.00
			2648	0614-CD2 RAY PARK GREENSPACE	Completed	CDBG	\$0.00	\$0.00	\$0.00
			2649	0614-CD3 RAY PARK GREENSPACE	Completed	CDBG	\$0.00	\$0.00	\$0.00
			2650	0614-CD4 RAY PARK GREENSPACE	Completed	CDBG	\$0.00	\$0.00	\$0.00
			2651	0615-CD3 BUSINESS RETENTION/EXPANSION	Completed	CDBG	\$14,905.00	\$14,905.00	\$0.00
			2652	0616-CD4 YOUTH AND FAMILY SUPPORT SERV.	Completed	CDBG	\$0.00	\$0.00	\$0.00
			2653	0634-CD3 ADOLSCENT/ADULT SUBSTANCE ABUSE	Completed	CDBG	\$0.00	\$0.00	\$0.00
			2654	0636-CD54 AIDS EARLY INTERV/CASE MGMT.	Completed	CDBG	\$6,759.25	\$6,759.25	\$0.00
			2655	0636-R93 AIDS EARLY INTVENT. CASE MNGT.	Canceled	CDBG	\$0.00	\$0.00	\$0.00
			2656	DOMESTIC VIOLENCE ASSISTANCE	Canceled	CDBG	\$0.00	\$0.00	\$0.00
			2657	0639-CD3 MAPLE AVE COMMUNITY CTR	Canceled	CDBG	\$0.00	\$0.00	\$0.00
			2658	Unknown	Completed	CDBG	\$0.00	\$0.00	\$0.00
			2659	4643-R94 EXLINE RECREATION CTR ADN./REN.	Completed	CDBG	\$192,372.42	\$192,372.42	\$0.00
			2660	4644-R94 DHA - BARBARA JORDAN ST. IMPROV	Completed	CDBG	\$2,500.00	\$2,500.00	\$0.00
			2661	GRAUWYLER PARK SITE DEVELOPMENT	Completed	CDBG	\$382.90	\$382.90	\$0.00
			2662	MONARCH PARK SITE DEVELOPMENT	Completed	CDBG	\$14,444.00	\$14,444.00	\$0.00
			2663	PLEASANT OAKS REC. CTR. IMPROVEMENTS	Completed	CDBG	\$15,844.20	\$15,844.20	\$0.00
			2664	4651-CD4 NRP-A-PEOPLE HELPING PEOPLE	Completed	CDBG	\$19,431.50	\$19,431.50	\$0.00
			2665	4651-CD5 NRP-A-PEOPLE HELPING PEOPLE	Completed	CDBG	\$24,267.00	\$24,267.00	\$0.00
			2666	4652-CD4 NRP-B-PEOPLE HELPING PEOPLE	Completed	CDBG	\$1,561.50	\$1,561.50	\$0.00
			2667	4652-CD5 NRP-B-PEOPLE HELPING PEOPLE	Completed	CDBG	\$11,274.00	\$11,274.00	\$0.00
			2668	4653-CD4 NRP-D-PEOPLE HELPING PEOPLE	Completed	CDBG	\$10,186.00	\$10,186.00	\$0.00
			2669	4653-CD5 NRP-D-PEOPLE HELPING PEOPLE	Completed	CDBG	\$13,110.00	\$13,110.00	\$0.00
			2670	4654-CD4 NRP-E-PEOPLE HELPING PEOPLE	Completed	CDBG	\$0.00	\$0.00	\$0.00
			2671	4654-CD5 NRP-E-PEOPLE HELPING PEOPLE	Completed	CDBG	\$8,861.00	\$8,861.00	\$0.00
			2672	4655-CD4 NRP A HOME IMPROVEMENT PROG.	Completed	CDBG	\$30,000.00	\$30,000.00	\$0.00
			2673	4656-CD5 NRP-F-PEOPLE HELPING PEOPLE	Completed	CDBG	\$21,494.50	\$21,494.50	\$0.00
			2674	4657-CD5 NRP A MINOR HOME REPAIR	Completed	CDBG	\$0.00	\$0.00	\$0.00
			2675	4658-CD4 NRP-B-MINOR HOME REPAIR	Completed	CDBG	\$48,331.00	\$48,331.00	\$0.00
			2676	4658-CD5 NRP MINOR HOME REPAIR-AREA B	Completed	CDBG	\$76,848.00	\$76,848.00	\$0.00
			2677	4659-CD4 NRP-B-MINOR HOME REPAIR	Completed	CDBG	\$0.00	\$0.00	\$0.00
			2678	4659-CD5 NRP-B-MINOR HOME REPAIR	Completed	CDBG	\$0.00	\$0.00	\$0.00
			2679	4660-CD4 NRP-C-MINOR HOME REPAIR	Completed	CDBG	\$872.00	\$872.00	\$0.00
			2680	4660-CD5 NRP-C-MINOR HOME REPAIR	Completed	CDBG	\$71,276.00	\$71,276.00	\$0.00
			2681	4661-CD4 NRP - D MINOR HOME REPAIR	Completed	CDBG	\$0.00	\$0.00	\$0.00
			2682	4661-CD5 NRP - D - MINOR HOME REPAIR	Completed	CDBG	\$0.00	\$0.00	\$0.00

U.S. Department of Housing and Urban Development
 Office of Community Planning and Development
 Integrated Disbursement and Information System
 List of Activities By Program Year And Project
 DALLAS, TX

Funding Agency: DALLAS

Plan Year	IDIS Project	Project	IDIS Activity ID	Activity Name	Activity Status	Program	Funded Amount	Draw Amount	Balance
1994	2	CONVERTED CDBG ACTIVITIES	2683	4662-CD4 NRP-E-MINOR HOME REPAIR	Completed	CDBG	\$35,000.00	\$35,000.00	\$0.00
			2684	4662-CD5 NRP - E- MINOR HOME REPAIR	Completed	CDBG	\$30,000.00	\$30,000.00	\$0.00
			2685	4663-CD4 NRP-F-MINOR HOME REPAIR	Completed	CDBG	\$0.00	\$0.00	\$0.00
			2686	NRP-F-MINOR HOME REPAIR	Completed	CDBG	\$29,633.00	\$29,633.00	\$0.00
			2687	4664-CD4 HOME IMPROVEMENT AREA B	Completed	CDBG	\$25,000.00	\$25,000.00	\$0.00
			2688	HOME IMPROVEMENT, AREA B	Completed	CDBG	\$25,000.00	\$25,000.00	\$0.00
			2689	HOME IMPROVEMENT AREA D	Completed	CDBG	\$25,000.00	\$25,000.00	\$0.00
			2690	HOME IMPROVEMENT AREA D	Completed	CDBG	\$25,000.00	\$25,000.00	\$0.00
			2691	4666-CD4 NRP-A-SIDEWALK, CURB AND GUTTER	Completed	CDBG	\$125,753.00	\$125,753.00	\$0.00
			2692	4666-CD5 NRP-A-SIDEWALK, CURB AND GUTTER	Completed	CDBG	\$131,049.00	\$131,049.00	\$0.00
			2693	4667-CD4 NRP-B-SIDEWALK, CURB, & GUTTER	Completed	CDBG	\$65,020.63	\$65,020.63	\$0.00
			2694	4667-CD5 NRPB SIDEWALK, CURB, & GUTTER	Completed	CDBG	\$64,879.03	\$64,879.03	\$0.00
			2695	4668-CD5 NRP-B-GLADEWATER ST. DRAINAGE	Completed	CDBG	\$89,330.20	\$89,330.20	\$0.00
			2696	4669-CD4 NRP-C-BECKLEY CLUB BRANCH DRAIN	Completed	CDBG	\$281,181.00	\$281,181.00	\$0.00
			2697	4670-CD5 NRP-C-SIDEWALK, CURB AND GUTTER	Completed	CDBG	\$265,866.00	\$265,866.00	\$0.00
			2698	4671-CD4 NRP-D-LISBON/KINGSLEY DRAINAGE	Completed	CDBG	\$97,774.00	\$97,774.00	\$0.00
			2699	4672-CD4 NRP-D-LISBON/ADELAIDE DRAINAGE	Completed	CDBG	\$97,365.00	\$97,365.00	\$0.00
			2700	4673-CD5 NRP-D-ALICE CREEK EROSION CONTR	Completed	CDBG	\$68,597.00	\$68,597.00	\$0.00
			2701	4674-CD4 NRP-E-SIDEWALK, CURB, AND GUTT.	Completed	CDBG	\$142,270.00	\$142,270.00	\$0.00
			2702	4674-CD5 NRP-E-SIDEWALK,CURB AND GUTTER	Completed	CDBG	\$93,149.15	\$93,149.15	\$0.00
			2703	4675-CD4 NRP-F-SIDEWALK, CURB AND GUTTER	Completed	CDBG	\$54,923.00	\$54,923.00	\$0.00
			2704	4675-CD5 NRP-F-SIDEWALK, CURB AND GUTTER	Completed	CDBG	\$21,615.93	\$21,615.93	\$0.00
			2705	4676-CD4 NRP-B-STREET IMPROVEMENTS	Completed	CDBG	\$42,849.00	\$42,849.00	\$0.00
			2706	4676-CD5 NRP-B-STREET IMPROVEMENT	Canceled	CDBG	\$0.00	\$0.00	\$0.00
			2707	4677-CD4 NRP-D-STREET IMPROVEMENTS	Completed	CDBG	\$79,883.20	\$79,883.20	\$0.00
			2708	NRP-D-FIVE MILE WALKWAY	Completed	CDBG	\$139,396.27	\$139,396.27	\$0.00
			2709	4679-CD4 NRP-A- BUSINESS FACADE	Completed	CDBG	\$379,436.00	\$379,436.00	\$0.00
			2710	4679-CD5 NRP-A- BUSINESS FACADE	Completed	CDBG	\$349,650.00	\$349,650.00	\$0.00
			2711	4680-CD5 NRP-B-BUSINESS FACADE	Canceled	CDBG	\$0.00	\$0.00	\$0.00
			2712	4681-CD4 NRP-F-BUSINESS FACADE	Completed	CDBG	\$20,000.00	\$20,000.00	\$0.00
			2713	4681-CD5 N-R-P F BUSINESS FACADE	Completed	CDBG	\$44,149.00	\$44,149.00	\$0.00
			2714	4682-CD5 NRP-D BUILDING ACQUISITION	Completed	CDBG	\$66,080.00	\$66,080.00	\$0.00
			2715	4683-CD4 NRP-A-RUTHMEADE PARK	Completed	CDBG	\$121,943.60	\$121,943.60	\$0.00
			2716	4683-CD5 NRP-A-RUTHMEADE PARK	Completed	CDBG	\$106,356.96	\$106,356.96	\$0.00
			2717	NRP-B-ARDEN TERRACE PARK	Canceled	CDBG	\$0.00	\$0.00	\$0.00
			2718	4684-CD5 NRP-B-ARDEN TERRACE PARK	Canceled	CDBG	\$0.00	\$0.00	\$0.00
			2719	4685-CD4 NRP-B-DEERPATH PARK	Completed	CDBG	\$142,390.19	\$142,390.19	\$0.00

U.S. Department of Housing and Urban Development
 Office of Community Planning and Development
 Integrated Disbursement and Information System
 List of Activities By Program Year And Project
 DALLAS, TX

Funding Agency: DALLAS

Plan Year	IDIS Project	Project	IDIS Activity ID	Activity Name	Activity Status	Program	Funded Amount	Draw Amount	Balance
1994	2	CONVERTED CDBG ACTIVITIES	2720	4686-CD4 NRP-F-OPPORTUNITY PARK	Completed	CDBG	\$3,568.19	\$3,568.19	\$0.00
			2721	NRP-F-OPPORTUNITY PARK	Completed	CDBG	\$0.00	\$0.00	\$0.00
			2722	4687-CD4 NRP-F-KIMBLE PARK	Completed	CDBG	\$3,639.16	\$3,639.16	\$0.00
			2725	06412CD3 NON-PROFIT CAPACITY BUILDING	Completed	CDBG	\$62,886.21	\$62,886.21	\$0.00
			2726	CREDIT UNPROGRAMMED FUNDS	Open	CDBG	\$0.00	\$0.00	\$0.00
			2986	FRUITDALE PARK SITE DEVELOPMENT	Canceled	CDBG	\$0.00	\$0.00	\$0.00
			2987	Unknown	Canceled	CDBG	\$0.00	\$0.00	\$0.00
			2991	WALKER REPLACEMENT HOUSING	Canceled	CDBG	\$0.00	\$0.00	\$0.00
			2992	WALKER REPLACEMENT HOUSING	Completed	CDBG	\$23,868.00	\$23,868.00	\$0.00
			2993	WALKER REPLACEMENT HOUSING	Completed	CDBG	\$10,106.00	\$10,106.00	\$0.00
			2994	WALKER REPLACEMENT HOUSING	Completed	CDBG	\$21,175.00	\$21,175.00	\$0.00
			2995	WALKER REPLACEMENT HOUSING	Completed	CDBG	\$14,851.00	\$14,851.00	\$0.00
			2996	WALKER REPLACEMENT HOUSING	Completed	CDBG	\$67,268.00	\$67,268.00	\$0.00
			2997	WALKER RELOCATION	Completed	CDBG	\$25,232.00	\$25,232.00	\$0.00
			2998	WALKER REPLACEMENT HOUSING	Completed	CDBG	\$17,500.00	\$17,500.00	\$0.00
			3561	NRP-EXLINE RECREATION CENTER - CD5	Completed	CDBG	\$6,655.00	\$6,655.00	\$0.00
			4038	NRP EXLINE PARK AREA F	Canceled	CDBG	\$0.00	\$0.00	\$0.00
			4599	NRP-D FACADE CD5 - 4709	Completed	CDBG	\$17,854.00	\$17,854.00	\$0.00
			4710	OLD EAST DALLAS WORK YARD CD5 4708	Completed	CDBG	\$13,301.61	\$13,301.61	\$0.00
			4711	BUSHMAN PARK CD5 4710	Completed	CDBG	\$83,724.87	\$83,724.87	\$0.00
			4712	SCOTLAND PARK SITE IMPRE CD4/CD5	Completed	CDBG	\$9,948.00	\$9,948.00	\$0.00
			4713	LIZZIE OLIVER PARK SITE IMPROVEMENTS	Completed	CDBG	\$492.00	\$492.00	\$0.00
			4714	LIZZIE OLIVER PARKSITE IMPROVEMENTS	Completed	CDBG	\$14,576.24	\$14,576.24	\$0.00
			4715	LIZZIE OLIVER PARK IMPROVEMENTS	Canceled	CDBG	\$0.00	\$0.00	\$0.00
			4716	SCOTLAND PARK CD5 4711	Completed	CDBG	\$2,997.50	\$2,997.50	\$0.00
			5181	4718-CD5 NRP-A-BIKE RACKS/JEFFERSON BLVD	Completed	CDBG	\$3,314.46	\$3,314.46	\$0.00
			5182	4717-CD4 NRP-A-BIKE RACKS/JEFFERSON BLVD	Completed	CDBG	\$1,427.00	\$1,427.00	\$0.00
			5278	NRP - A - WINDOMERE	Completed	CDBG	\$23,706.98	\$23,706.98	\$0.00
			5280	NRP - E - SIDEWALK, CURB AND GUTTER	Completed	CDBG	\$6,014.00	\$6,014.00	\$0.00
			5307	NRP - B - BRONX/PENTAGON PKWY TO WOLCOTT	Completed	CDBG	\$3,732.00	\$3,732.00	\$0.00
			5308	NRP - B - BRONX/PENTAGON PKWY TO WOLCOTT	Completed	CDBG	\$5,251.00	\$5,251.00	\$0.00
			5309	NRP - B - BRONX/PENTAGON PKWY TO WOLCOTT	Completed	CDBG	\$14,027.00	\$14,027.00	\$0.00
			5310	NRP - C - BFR / MARSALIS AT ILLINOIS	Completed	CDBG	\$5,065.46	\$5,065.46	\$0.00
			5311	NRP - C - ILLINOIS/ALASKA TO MARSALIS	Completed	CDBG	\$11,820.00	\$11,820.00	\$0.00
			5312	NRP - D - BFR / GARZA AT MARSALIS	Completed	CDBG	\$8,902.00	\$8,902.00	\$0.00
			5313	NRP - E - BFR/TERRY ST, MUNGER TO MARY	Completed	CDBG	\$1,742.00	\$1,742.00	\$0.00
			5314	NRP - E - BFR / TERRY ST, MUNGER TO MARY	Completed	CDBG	\$3,637.00	\$3,637.00	\$0.00

U.S. Department of Housing and Urban Development
 Office of Community Planning and Development
 Integrated Disbursement and Information System
 List of Activities By Program Year And Project
 DALLAS, TX

Funding Agency: DALLAS

Plan Year	IDIS Project	Project	IDIS Activity ID	Activity Name	Activity Status	Program	Funded Amount	Draw Amount	Balance
1994	2	CONVERTED CDBG ACTIVITIES	5315	NRP - E - BFR / TERRY ST, MUNGER TO MARY	Completed	CDBG	\$35,347.00	\$35,347.00	\$0.00
			5647	4720-0CD3 NRP-A-WINOMERE	Canceled	CDBG	\$0.00	\$0.00	\$0.00
			5649	4719-0CD5 NRP-A-WINDOMERE	Completed	CDBG	\$23,707.00	\$23,707.00	\$0.00
			5650	4721-0CD3 NRP-E-SIDEWALKS,CURB,GUTTER	Canceled	CDBG	\$0.00	\$0.00	\$0.00
			Project Total						\$151,430,002.85
Program Total					CDBG	\$151,430,002.85	\$151,430,002.85	\$0.00	
1994 Total						\$151,430,002.85	\$151,430,002.85	\$0.00	
1995	43	Minor Home Repair - South Dallas/Fair Park	2945	SOUTH DALLAS/FAIR PARK MINOR HOME REPAIR	Completed	CDBG	\$0.00	\$0.00	\$0.00
			Project Total					\$0.00	\$0.00
	113	CD Risk Liability	2889	1996-HOPWA-CASE MANA/COUNSELING	Open	CDBG	\$0.00	\$0.00	\$0.00
			Project Total					\$0.00	\$0.00
	144	Walker - Home Improvement Program - West	2943	WALKER WEST DALLAS MINOR HOME REPAIR	Canceled	CDBG	\$0.00	\$0.00	\$0.00
			Project Total					\$0.00	\$0.00
	145	Walker - Minor Home Repair - West	2946	WALKER WEST DALLAS MINOR HOME REPAIR	Completed	CDBG	\$0.00	\$0.00	\$0.00
			Project Total					\$0.00	\$0.00
	149	Home Improvement Program - City Wide	2944	HOME IMPROVEMENT CITY WIDE	Canceled	CDBG	\$0.00	\$0.00	\$0.00
			Project Total					\$0.00	\$0.00
152	Minor Home Repair - City Wide	2947	MINOR HOME REPAIR CITY WIDE	Canceled	CDBG	\$0.00	\$0.00	\$0.00	
		Project Total					\$0.00	\$0.00	\$0.00
206	HOPWA - Housing Acquisition/Construction	2883	1995-HOPWA-HOUSING ACQUISTION/CONSTRUCTI	Canceled	CDBG	\$0.00	\$0.00	\$0.00	
		Project Total					\$0.00	\$0.00	\$0.00
Program Total					CDBG	\$0.00	\$0.00	\$0.00	
1995 Total						\$0.00	\$0.00	\$0.00	
1996	1	Dedicated SAFE II Expansion Code Inspection	2727	1996 DEDICATED SAFE II EXP. CODE INSP	Completed	CDBG	\$163,621.30	\$163,621.30	\$0.00
			Project Total					\$163,621.30	\$163,621.30
	2	Dedicated SAFE II Expansion Inspection Support-Police	2724	06412-CD3 NON-PROFIT CAPACITY BUILDING	Open	CDBG	\$0.00	\$0.00	\$0.00
			2731	1996 DED SA II EXP INSP SUPP-POLICE	Completed	CDBG	\$59,635.90	\$59,635.90	\$0.00
			2988	DEDICATED SAFE II EXPANSION INSPECTION	Open	CDBG	\$0.00	\$0.00	\$0.00
			5648	4719-0CD5 NRP-A-WINDOMERE	Open	CDBG	\$0.00	\$0.00	\$0.00
	Project Total						\$59,635.90	\$59,635.90	\$0.00
	3	Walker-Rent Option	2736	1996 WALKER-RENT OPTION	Canceled	CDBG	\$0.00	\$0.00	\$0.00
			2740	1996- WALKER-RENT OPTION	Completed	CDBG	\$51,845.00	\$51,845.00	\$0.00
	Project Total						\$51,845.00	\$51,845.00	\$0.00
4	Walker-Housing Compliance Activities	2741	1996 WALKER-HOUSING COMP ACTIVITIES.	Completed	CDBG	\$8,655.10	\$8,655.10	\$0.00	
		Project Total					\$8,655.10	\$8,655.10	\$0.00

U.S. Department of Housing and Urban Development
 Office of Community Planning and Development
 Integrated Disbursement and Information System
 List of Activities By Program Year And Project
 DALLAS, TX

Funding Agency: DALLAS

Plan Year	IDIS Project	Project	IDIS Activity ID	Activity Name	Activity Status	Program	Funded Amount	Draw Amount	Balance
1996	5	AIDS Early Intervention/Case Mgmt.(Includes Adult Day Care)	2744	1996 AIDS ERL INTV/CA MGMT. (INC AD D C	Completed	CDBG	\$113,000.00	\$113,000.00	\$0.00
		Project Total					\$113,000.00	\$113,000.00	\$0.00
	6	City Adolescent Health Services	2746	1996 CITY ADOLESCENT HEALTH SERVICES.	Completed	CDBG	\$8,348.00	\$8,348.00	\$0.00
		Project Total					\$8,348.00	\$8,348.00	\$0.00
	7	City Geriatric Crisis Intervention	2747	1996 CITY GERIATRIC CRISIS INTERVENTION.	Completed	CDBG	\$12,635.00	\$12,635.00	\$0.00
		Project Total					\$12,635.00	\$12,635.00	\$0.00
	8	City Office of Senior Affairs	2749	1996 CITY OFFICE OF SENIOR AFFAIRS	Completed	CDBG	\$22,596.00	\$22,596.00	\$0.00
		Project Total					\$22,596.00	\$22,596.00	\$0.00
	9	City Child Care Services	2753	1996 CITY CHILD CARE SERVICES	Completed	CDBG	\$144,955.90	\$144,955.90	\$0.00
		Project Total					\$144,955.90	\$144,955.90	\$0.00
	10	Historic Facade Improvements	2757	1996 HISTORIC FACADE IMPROVEMENTS	Canceled	CDBG	\$0.00	\$0.00	\$0.00
			2758	1996 HISTORIC FACADE IMPROVEMENTS	Completed	CDBG	\$836.77	\$836.77	\$0.00
		Project Total					\$836.77	\$836.77	\$0.00
	11	Historic Preservation Reviews/Mitigation	2761	1996 HISTORIC PRESERVATION REV/MITIGATIO	Completed	CDBG	\$17,578.57	\$17,578.57	\$0.00
		Project Total					\$17,578.57	\$17,578.57	\$0.00
	12	Housing Assistance Support	2765	1996 HOUSING ASSISTANCE SUPPORT	Completed	CDBG	\$191,246.00	\$191,246.00	\$0.00
			2790	1996 HOUSING ASSISTANCE SUPPORT	Open	CDBG	\$0.00	\$0.00	\$0.00
		Project Total					\$191,246.00	\$191,246.00	\$0.00
	13	After-School Program - City Park Elementary	2766	1996 AFTER-SCHOOL PROG - CTY PRK ELEMEN	Completed	CDBG	\$3,038.00	\$3,038.00	\$0.00
		Project Total					\$3,038.00	\$3,038.00	\$0.00
	14	MLK, Jr. Boulevard Urban Main Street Program	2768	1996 MLK, JR. BLVD URB MAIN STR PROG.	Canceled	CDBG	\$0.00	\$0.00	\$0.00
			2772	1996 MLK, JR. BLVD. URB. MAIN ST PROG.	Completed	CDBG	\$17,948.00	\$17,948.00	\$0.00
		Project Total					\$17,948.00	\$17,948.00	\$0.00
	15	Walker-Fair Housing - Added	2774	1996 WALKER-FAIR HOUSING - ADDED	Completed	CDBG	\$130,014.00	\$130,014.00	\$0.00
		Project Total					\$130,014.00	\$130,014.00	\$0.00
	16	Walker-Fair Housing - Continued Funding	2776	WALKER-FAIR HOUSING - CONT. FUNDING	Completed	CDBG	\$99,048.00	\$99,048.00	\$0.00
		Project Total					\$99,048.00	\$99,048.00	\$0.00
	17	Walker-Walker Project, Inc.	2777	1996 WALKER-WALKER PROJECT, INC.	Completed	CDBG	\$75,040.00	\$75,040.00	\$0.00
		Project Total					\$75,040.00	\$75,040.00	\$0.00
	18	Health Contract Monitoring	2778	1996 HEALTH CONTRACT MONITORING	Completed	CDBG	\$62,816.00	\$62,816.00	\$0.00
		Project Total					\$62,816.00	\$62,816.00	\$0.00
	19	HOME - Revolving Loan Fund	2781	1996 HOME - REVOLVING LOAN FUND	Open	CDBG	\$0.00	\$0.00	\$0.00
		Project Total					\$0.00	\$0.00	\$0.00
	20	After-School Program - Fannin Elementary	2782	1996 AFT-SCH PROG - FANNIN ELEMENTRY	Completed	CDBG	\$5,491.12	\$5,491.12	\$0.00
		Project Total					\$5,491.12	\$5,491.12	\$0.00

U.S. Department of Housing and Urban Development
 Office of Community Planning and Development
 Integrated Disbursement and Information System
 List of Activities By Program Year And Project
 DALLAS, TX

Funding Agency: DALLAS

Plan Year	IDIS Project	Project	IDIS Activity ID	Activity Name	Activity Status	Program	Funded Amount	Draw Amount	Balance
1996	21	Minor Home Repair - South Dallas/Fair Park	2788	1996 S. DAL/FAIR PRKMHR CD6 - 5882	Completed	CDBG	\$22,927.00	\$22,927.00	\$0.00
		Project Total					\$22,927.00	\$22,927.00	\$0.00
	22	Intown Housing Implementation	2794	1996 INTOWN HOUSING IMPLEMENTATION	Completed	CDBG	\$30,278.00	\$30,278.00	\$0.00
		Project Total					\$30,278.00	\$30,278.00	\$0.00
	23	Economic Empowerment Program (Enterprise Community)	2795	1996 ECO EMPOW PROG (ENTERPRISE COMMUNI)	Completed	CDBG	\$4,646.00	\$4,646.00	\$0.00
		Project Total					\$4,646.00	\$4,646.00	\$0.00
	24	After-School Program - Burleson Elementary	2796	1996 AFT-SCH PROG - BURLESON ELEMENTARY.	Completed	CDBG	\$1,449.77	\$1,449.77	\$0.00
		Project Total					\$1,449.77	\$1,449.77	\$0.00
	25	After-School Program - Vickery Meadows Elementary	2797	1996 AFT-SCH PROG - VICKERY MEADOWS	Completed	CDBG	\$22,886.00	\$22,886.00	\$0.00
		Project Total					\$22,886.00	\$22,886.00	\$0.00
	26	After-School Program - Skyview Elementary	2800	1996 AFT-SCH PROG - SKYVIEW ELEMENTARY.	Completed	CDBG	\$4,414.28	\$4,414.28	\$0.00
		Project Total					\$4,414.28	\$4,414.28	\$0.00
	27	After-School Program - Leilah Cowart Elementary	2802	1996 AFT-SCH PROG - LEILAH COWART ELEMNT	Completed	CDBG	\$9,428.00	\$9,428.00	\$0.00
		Project Total					\$9,428.00	\$9,428.00	\$0.00
	28	After-School Program - Prince Hall Apartment Complex	2771	1996 ARDEN TERRACE PARK SITE IMPROVEMENT	Open	CDBG	\$0.00	\$0.00	\$0.00
			2808	1996 AFT-SCH PROG - PRINCE HALL APT CMPL	Completed	CDBG	\$6,565.43	\$6,565.43	\$0.00
		Project Total					\$6,565.43	\$6,565.43	\$0.00
	29	After-School Program - K. B. Polk Recreation Center	2810	1996 AFT-SCH PROG - K. B. POLK RECRE CTR	Completed	CDBG	\$0.00	\$0.00	\$0.00
		Project Total					\$0.00	\$0.00	\$0.00
	30	After-School Program - Elisha Pease Elementary	2812	1996 AFT-SCH PROG - ELISHA PEASE ELEMENT	Completed	CDBG	\$1,876.25	\$1,876.25	\$0.00
		Project Total					\$1,876.25	\$1,876.25	\$0.00
	31	After-School Program - Marcus Elementary	2815	1996 AFT-SCH PROG - MARCUS ELEMENTARY.	Completed	CDBG	\$0.00	\$0.00	\$0.00
		Project Total					\$0.00	\$0.00	\$0.00
	32	After-School Program - Obadiah Knight Elementary	2817	1996 AFT-SCH PROG - OBADIAH KNIGHT ELEMEN	Completed	CDBG	\$3,212.00	\$3,212.00	\$0.00
		Project Total					\$3,212.00	\$3,212.00	\$0.00
	33	After-School Program - David G. Burnet Elementary	2818	1996 AFT-SCH PROG - DAV G. BURNET ELEMEN	Completed	CDBG	\$10,812.00	\$10,812.00	\$0.00
		Project Total					\$10,812.00	\$10,812.00	\$0.00
	34	After-School Program - N.W. Harlee Elementary	2819	1996 AFT-SCH PROG - N.W. HARLEE ELEMENT	Completed	CDBG	\$7,163.86	\$7,163.86	\$0.00
		Project Total					\$7,163.86	\$7,163.86	\$0.00
	35	After-School Program - Dan D. Rogers Elementary	2820	1996 AFT-SCH PROG - DAN D. ROGERS ELEMEN	Completed	CDBG	\$9,226.01	\$9,226.01	\$0.00
		Project Total					\$9,226.01	\$9,226.01	\$0.00
	36	Cooperative Gang Prevention Program	2821	1996 COOPERATIVE GANG PREVENTION PROG.	Completed	CDBG	\$96,439.00	\$96,439.00	\$0.00
		Project Total					\$96,439.00	\$96,439.00	\$0.00
	37	Send A Kid To Camp	2822	1996 SEND A KID TO CAMP	Completed	CDBG	\$20,000.00	\$20,000.00	\$0.00
		Project Total					\$20,000.00	\$20,000.00	\$0.00

U.S. Department of Housing and Urban Development
 Office of Community Planning and Development
 Integrated Disbursement and Information System
 List of Activities By Program Year And Project
 DALLAS, TX

Funding Agency: DALLAS

Plan Year	IDIS Project	Project	IDIS Activity ID	Activity Name	Activity Status	Program	Funded Amount	Draw Amount	Balance
1996	38	Southern Dallas Economic Development Demonstration Loans	2823	1993 SOUTHERN DLS ECONO. DEVEL.DEMO.LOAN	Canceled	CDBG	\$0.00	\$0.00	\$0.00
		Project Total					\$0.00	\$0.00	\$0.00
	39	Southern Dallas Economic Development Loans Reserve	2824	1996 SOUTHERN DLS ECONO. DEVEL. LOAN RES	Completed	CDBG	\$450,000.00	\$450,000.00	\$0.00
		Project Total					\$450,000.00	\$450,000.00	\$0.00
	40	Southern Dallas Economic Development Prog.- Administration	2825	S. DLS. ECONO. DEVEL. PROG. ADMINIS.	Completed	CDBG	\$16,933.36	\$16,933.36	\$0.00
		Project Total					\$16,933.36	\$16,933.36	\$0.00
	41	Southern Dallas Economic Devel. Prog. - Prof./Tech. Serv.	2728	1996 SO. DAL. ECO. DEV. PROG. PROF/TECH	Completed	CDBG	\$50,000.00	\$50,000.00	\$0.00
		Project Total					\$50,000.00	\$50,000.00	\$0.00
	42	Southern Dallas Economic Devel. Compliance and Evaluation	2750	S. DAL.ECO DEV. COMP AND EVALUATION	Completed	CDBG	\$8,445.00	\$8,445.00	\$0.00
		Project Total					\$8,445.00	\$8,445.00	\$0.00
	43	After-School Program - Lagow Elementary	2754	1996 AFTER-SCHOOL PROGAM-LAGOW ELEMEN.	Open	CDBG	\$0.00	\$0.00	\$0.00
			2756	1996 AFTER-SCHOOL PROGRAM-LAGOW ELEMEN	Completed	CDBG	\$14,207.71	\$14,207.71	\$0.00
		Project Total					\$14,207.71	\$14,207.71	\$0.00
	44	African-American Museum Youth Enrichment Program	2760	1996 AFRI-AMER MUSE YOUT ENRI PROGRAM	Completed	CDBG	\$50,000.00	\$50,000.00	\$0.00
		Project Total					\$50,000.00	\$50,000.00	\$0.00
	45	After-School Program - Milam Elementary	2763	1996 AFT-SCH PRO-MILAN ELEMENTARY	Completed	CDBG	\$10,491.82	\$10,491.82	\$0.00
		Project Total					\$10,491.82	\$10,491.82	\$0.00
	46	Homework Centers	2764	1996 HOMEWORK CENTERS	Completed	CDBG	\$16,095.00	\$16,095.00	\$0.00
		Project Total					\$16,095.00	\$16,095.00	\$0.00
	47	Neighborhood Street Improvement Petition Grants	2767	1996 NEIGHBORHOOD STR IMPR PETITION GRAN	Completed	CDBG	\$8,654.00	\$8,654.00	\$0.00
		Project Total					\$8,654.00	\$8,654.00	\$0.00
	48	CD Audits	2769	1996 CD AUDITS	Completed	CDBG	\$34,995.00	\$34,995.00	\$0.00
		Project Total					\$34,995.00	\$34,995.00	\$0.00
	49	Citizen Participation/CDC Support	2826	1996 CITI PARTIC/CDC SUPPORT	Completed	CDBG	\$46,867.20	\$46,867.20	\$0.00
		Project Total					\$46,867.20	\$46,867.20	\$0.00
	50	HUD Programs Oversight	2827	1996 HUD PROGRAMS OVERSIGHT	Completed	CDBG	\$80,501.00	\$80,501.00	\$0.00
		Project Total					\$80,501.00	\$80,501.00	\$0.00
	51	Volunteers in Plumbing-Minor Plumbing Repair	2828	1996 VOLU.IN PLUMBING-MINOR PLUMB.REPAIR	Completed	CDBG	\$15,221.00	\$15,221.00	\$0.00
		Project Total					\$15,221.00	\$15,221.00	\$0.00
	52	CD Compliance and Evaluation Program	2829	1996 CD COMP AND EVEA PROGRAM	Completed	CDBG	\$98,634.00	\$98,634.00	\$0.00
		Project Total					\$98,634.00	\$98,634.00	\$0.00
	53	Relocation/Replacement Housing	2830	1996 RELO/REP HOUSING	Completed	CDBG	\$399,844.74	\$399,844.74	\$0.00

U.S. Department of Housing and Urban Development
 Office of Community Planning and Development
 Integrated Disbursement and Information System
 List of Activities By Program Year And Project
 DALLAS, TX

Funding Agency: DALLAS

Plan Year	IDIS Project	Project	IDIS Activity ID	Activity Name	Activity Status	Program	Funded Amount	Draw Amount	Balance
1996	53	Project Total					\$399,844.74	\$399,844.74	\$0.00
	54	CD Legal Support	2831	1996 CD LEGAL SUPPORT	Completed	CDBG	\$20,364.07	\$20,364.07	\$0.00
		Project Total					\$20,364.07	\$20,364.07	\$0.00
	55	CD Risk Liability	2832	1996 CD RISK LIABILITY	Completed	CDBG	\$4,208.00	\$4,208.00	\$0.00
		Project Total					\$4,208.00	\$4,208.00	\$0.00
	56	Indirect Costs	2833	1996 INDIRECT COST	Completed	CDBG	\$0.00	\$0.00	\$0.00
		Project Total					\$0.00	\$0.00	\$0.00
	57	Teen Centers	2834	1996 TEEN CENTERS	Completed	CDBG	\$15,914.00	\$15,914.00	\$0.00
		Project Total					\$15,914.00	\$15,914.00	\$0.00
	58	CD Financial Management	2835	CD FINANCIAL MANAGEMENT	Completed	CDBG	\$26,258.00	\$26,258.00	\$0.00
		Project Total					\$26,258.00	\$26,258.00	\$0.00
	59	Child Care Services	2836	1996 CHILD CARE SERVICES	Completed	CDBG	\$163,450.18	\$163,450.18	\$0.00
			2968	DALLAS JEWISH COALITION	Canceled	CDBG	\$0.00	\$0.00	\$0.00
			2969	BOYS AND GIRLS CLUB	Canceled	CDBG	\$0.00	\$0.00	\$0.00
			2970	YMCA - PARK SOUTH BRANCH	Canceled	CDBG	\$0.00	\$0.00	\$0.00
			2989	RENTAL HOUSING PRESERVATION	Open	CDBG	\$0.00	\$0.00	\$0.00
		Project Total					\$163,450.18	\$163,450.18	\$0.00
	60	Adolescent Gang Intervention Program	2837	ADOLESCENT GANG INTERVENTION PROGRAM	Completed	CDBG	\$100,000.00	\$100,000.00	\$0.00
			2971	YWCA OF METROPOLITAN DALLAS	Canceled	CDBG	\$0.00	\$0.00	\$0.00
		Project Total					\$100,000.00	\$100,000.00	\$0.00
	61	Adolescent Health Services Program	2838	1996 ADOLESCENT HLTH SERVICES PROGRAM	Completed	CDBG	\$22,000.00	\$22,000.00	\$0.00
		Project Total					\$22,000.00	\$22,000.00	\$0.00
	62	Senior Services Program	2839	1996 SENIOR SERVICES PROGRAM	Completed	CDBG	\$48,303.00	\$48,303.00	\$0.00
		Project Total					\$48,303.00	\$48,303.00	\$0.00
	63	Clinical Dental Health Care Program	2840	1996 CLINICAL DENTAL HEALTH CARE PROG.	Completed	CDBG	\$0.00	\$0.00	\$0.00
		Project Total					\$0.00	\$0.00	\$0.00
	64	AIDS Education/Lower Income Individual Program	2841	1996 AIDS EDUC/LOW INCOME INDI.PROG.	Completed	CDBG	\$78,996.00	\$78,996.00	\$0.00
		Project Total					\$78,996.00	\$78,996.00	\$0.00
	65	Hospice Respite Care for Children with AIDS	2842	1996 HOS.RESP CARE FOR CHILD.WITH AIDS	Completed	CDBG	\$39,000.00	\$39,000.00	\$0.00
		Project Total					\$39,000.00	\$39,000.00	\$0.00
	66	Domestic Violence	2843	1996 DOMESTIC VIOLENCE	Completed	CDBG	\$34,499.00	\$34,499.00	\$0.00
		Project Total					\$34,499.00	\$34,499.00	\$0.00
	67	Neighborhood Anti-drug Program	2844	1996 NEIGH.ANTI-DRUG PROGRAM	Completed	CDBG	\$2,646.00	\$2,646.00	\$0.00
		Project Total					\$2,646.00	\$2,646.00	\$0.00
	68	Youth Related Social Services	2845	1996 YOUTH RELATED SOCIAL SERVICE	Completed	CDBG	\$29,250.00	\$29,250.00	\$0.00
		Project Total					\$29,250.00	\$29,250.00	\$0.00

U.S. Department of Housing and Urban Development
 Office of Community Planning and Development
 Integrated Disbursement and Information System
 List of Activities By Program Year And Project
 DALLAS, TX

Funding Agency: DALLAS

Plan Year	IDIS Project	Project	IDIS Activity ID	Activity Name	Activity Status	Program	Funded Amount	Draw Amount	Balance
1996	69	Youth Job Training Program	2846	1996 YOUTH JOB TRAINING PROGRAM	Completed	CDBG	\$372.00	\$372.00	\$0.00
		Project Total					\$372.00	\$372.00	\$0.00
	70	Adolescent Substance Abuse - Outpatient	2847	1996 ADOLE SUBST ABUSE - OUTPATIENT	Completed	CDBG	\$25,000.00	\$25,000.00	\$0.00
		Project Total					\$25,000.00	\$25,000.00	\$0.00
	71	Walker - Home Improvement Program - West	2848	WALKER - HM IMPROV PROG - WEST	Completed	CDBG	\$0.00	\$0.00	\$0.00
		Project Total					\$0.00	\$0.00	\$0.00
	72	Walker - Minor Home Repair - West	2849	1996 WALKER - MINOR HME REPAIR - WEST	Completed	CDBG	\$43,769.00	\$43,769.00	\$0.00
		Project Total					\$43,769.00	\$43,769.00	\$0.00
	73	HOME - CHDO Projects	2850	1996 HOME - CHDO PROJECTS	Open	CDBG	\$0.00	\$0.00	\$0.00
		Project Total					\$0.00	\$0.00	\$0.00
	74	HOME - Up-Front Cost Assistance Program	2851	1996 HOME - UP-FRONT CST ASST PROGRAM	Open	CDBG	\$0.00	\$0.00	\$0.00
			2896	7617 REDBUD LN	Canceled	CDBG	\$0.00	\$0.00	\$0.00
			2897	11251 HAZELWOOD DR	Canceled	CDBG	\$0.00	\$0.00	\$0.00
		Project Total					\$0.00	\$0.00	\$0.00
	75	Home Improvement Program - City Wide	2852	1996 HOME IMPROVMENT PRO-CITY WIDE	Completed	CDBG	\$699,067.00	\$699,067.00	\$0.00
			2901	DO NOT USE	Canceled	CDBG	\$0.00	\$0.00	\$0.00
		Project Total					\$699,067.00	\$699,067.00	\$0.00
	76	Rental Housing Preservation	2853	1996 RENTAL HOUSING PRESERVATION	Completed	CDBG	\$1,000,000.00	\$1,000,000.00	\$0.00
		Project Total					\$1,000,000.00	\$1,000,000.00	\$0.00
	77	Minor Home Repair - City Wide	2854	1996 MINOR HOME REPAIR-CITY WIDE	Completed	CDBG	\$93,791.00	\$93,791.00	\$0.00
		Project Total					\$93,791.00	\$93,791.00	\$0.00
	78	People - Helping - People	2855	1996 PEOPLE-HELPING-PEOPLE	Completed	CDBG	\$298,846.78	\$298,846.78	\$0.00
		Project Total					\$298,846.78	\$298,846.78	\$0.00
	79	Infill Housing	2856	1996 INFILL HOUSING	Canceled	CDBG	\$0.00	\$0.00	\$0.00
		Project Total					\$0.00	\$0.00	\$0.00
	80	Walker Housing Units	2857	1996 WALKER HOUSING UNITS	Completed	CDBG	\$540,000.00	\$540,000.00	\$0.00
		Project Total					\$540,000.00	\$540,000.00	\$0.00
	81	Housing Development Support	2858	1996 HOUSING DEVELOPMENT SUPPORT	Completed	CDBG	\$192,751.00	\$192,751.00	\$0.00
		Project Total					\$192,751.00	\$192,751.00	\$0.00
	82	Housing Management Support Services	2859	1996 HOUSING MANAGEMENT SUPP SERVICES	Completed	CDBG	\$284,428.00	\$284,428.00	\$0.00
		Project Total					\$284,428.00	\$284,428.00	\$0.00
	84	Dallas West Branch Library Renovations	2861	1996 DALLAS WEST BRANCH LIBRARY RENOVA.	Completed	CDBG	\$75,220.00	\$75,220.00	\$0.00
		Project Total					\$75,220.00	\$75,220.00	\$0.00
	85	J.C. Zaragoza Rec. Center Phase II Expansion	2862	J.C. ZARAGOZA REC. CTR. PH. II EXP.	Completed	CDBG	\$639,358.00	\$639,358.00	\$0.00
		Project Total					\$639,358.00	\$639,358.00	\$0.00
	86	Computer Literacy Lab	2863	COMPUTER LITERACY LAB CD6 - 5900	Completed	CDBG	\$62,161.66	\$62,161.66	\$0.00

U.S. Department of Housing and Urban Development
 Office of Community Planning and Development
 Integrated Disbursement and Information System
 List of Activities By Program Year And Project
 DALLAS, TX

Funding Agency: DALLAS

Plan Year	IDIS Project	Project	IDIS Activity ID	Activity Name	Activity Status	Program	Funded Amount	Draw Amount	Balance
1996	86	Project Total					\$62,161.66	\$62,161.66	\$0.00
	87	K. B. Polk Rec. Center Addition	2864	K B POLK REC CENTER ADDITION CD6 - 5940	Completed	CDBG	\$120,665.90	\$120,665.90	\$0.00
		Project Total					\$120,665.90	\$120,665.90	\$0.00
	88	Hampton/Illinois Branch Library Renovations	2865	HAMPTON/ILLINOIS BRANCH CD6 - 5940	Completed	CDBG	\$145,133.28	\$145,133.28	\$0.00
		Project Total					\$145,133.28	\$145,133.28	\$0.00
	89	Pleasant Grove Branch Library Renovations	2866	PLEASANT GROVE LIBRARY RENOVCD6 - 5901	Completed	CDBG	\$175,731.93	\$175,731.93	\$0.00
		Project Total					\$175,731.93	\$175,731.93	\$0.00
	90	Arlington Park Gymnasium Enclosure and Connection	2867	5937-CD6 ARLINGTON PARK GYM ENCL/CONN	Completed	CDBG	\$281,332.20	\$281,332.20	\$0.00
		Project Total					\$281,332.20	\$281,332.20	\$0.00
	91	Cottonwood Park Site Development	2868	5944-CD6 COTTONWOOD PARK -- SITE DEV	Completed	CDBG	\$150,000.00	\$150,000.00	\$0.00
		Project Total					\$150,000.00	\$150,000.00	\$0.00
	92	Mountain Valley Park Site Development	2869	5941 - CD6 MOUNTIAN VALLEY SITE	Completed	CDBG	\$69,897.00	\$69,897.00	\$0.00
		Project Total					\$69,897.00	\$69,897.00	\$0.00
	93	Martin Luther King, Jr. Library Renovations	2870	1996 MLK, JR. LIBRARY RENOVATIONS	Canceled	CDBG	\$0.00	\$0.00	\$0.00
		Project Total					\$0.00	\$0.00	\$0.00
	94	Arcadia Park Erosion Control & Site Development	2871	5949-CD6 ARCADIA PARK SITE /EROSION	Completed	CDBG	\$19,127.00	\$19,127.00	\$0.00
		Project Total					\$19,127.00	\$19,127.00	\$0.00
	95	Highland Hills Branch Library Renovations	2733	5897 - CD6 HIGHLAND HILLS LIBRARY	Completed	CDBG	\$34,045.00	\$34,045.00	\$0.00
		Project Total					\$34,045.00	\$34,045.00	\$0.00
	96	Bachman Area Park Site Development	2734	5936-CD6 BACHMAN AREA PARK SITE DEV	Completed	CDBG	\$250,000.00	\$250,000.00	\$0.00
		Project Total					\$250,000.00	\$250,000.00	\$0.00
	97	Kimble Park Site Development	2735	5942-CD6 KIMBLE PARK SITE DEVELOPMENT	Completed	CDBG	\$82,270.00	\$82,270.00	\$0.00
		Project Total					\$82,270.00	\$82,270.00	\$0.00
	98	After-School Program - Joppa	2737	1996 AFTER-SCHOOL PROGRAM - JOPPA	Completed	CDBG	\$5,429.87	\$5,429.87	\$0.00
		Project Total					\$5,429.87	\$5,429.87	\$0.00
	99	Adolescent Substance Abuse	2738	1996 ADOLESCENT SUBSTANCE ABUSE	Completed	CDBG	\$5,720.00	\$5,720.00	\$0.00
		Project Total					\$5,720.00	\$5,720.00	\$0.00
	100	AIDS Early Intervention/Case Management Day Care (Youth)	2739	1996 AIDS EARLY INTER/CASE MGMT.DC/YOUTH	Completed	CDBG	\$80,079.38	\$80,079.38	\$0.00
		Project Total					\$80,079.38	\$80,079.38	\$0.00
	101	Adult Substance Abuse	2742	1996 ADULT SUBSTANCE ABUSE - OUTPATIENT	Completed	CDBG	\$49,688.00	\$49,688.00	\$0.00
		Project Total					\$49,688.00	\$49,688.00	\$0.00
	102	Phyllis Wheatley Park Site Improvements	2972	5945 - CD6 WHEATLY PARK IMPROVEMENTS	Completed	CDBG	\$53,396.49	\$53,396.49	\$0.00
		Project Total					\$53,396.49	\$53,396.49	\$0.00
	118	HOME - Mortgage Assistance Program	2962	1643 SHADY GLEN LANE	Canceled	CDBG	\$0.00	\$0.00	\$0.00
		Project Total					\$0.00	\$0.00	\$0.00

U.S. Department of Housing and Urban Development
 Office of Community Planning and Development
 Integrated Disbursement and Information System
 List of Activities By Program Year And Project
 DALLAS, TX

Funding Agency: DALLAS

Plan Year	IDIS Project	Project	IDIS Activity ID	Activity Name	Activity Status	Program	Funded Amount	Draw Amount	Balance
1996	119	Temporary Emergency Housing	2743	1996 TEMPORARY EMERGENCY HOUSING	Completed	CDBG	\$8,009.00	\$8,009.00	\$0.00
		Project Total					\$8,009.00	\$8,009.00	\$0.00
	120	Youth and Family Support Services	2745	1996 YOUTH AND FAMILY SUPPORT SERVICES	Completed	CDBG	\$39,096.56	\$39,096.56	\$0.00
		Project Total					\$39,096.56	\$39,096.56	\$0.00
	121	Enterprise Zone Economic Empowerment Program	2748	1996 ENTERP. ZONE ECONOMIC EMPOWERMENT	Completed	CDBG	\$27,459.44	\$27,459.44	\$0.00
		Project Total					\$27,459.44	\$27,459.44	\$0.00
	122	Downtown Oak Cliff Revitalization	2751	5845-CD6 1996 DOWNTOWN OAK CLIFF REVITAL	Completed	CDBG	\$24,763.00	\$24,763.00	\$0.00
		Project Total					\$24,763.00	\$24,763.00	\$0.00
	123	Walker - Code Enforcement/Caseworker - West	2752	1996 WALKER-CODE ENF./CASE WORKER-WEST	Completed	CDBG	\$17,205.00	\$17,205.00	\$0.00
		Project Total					\$17,205.00	\$17,205.00	\$0.00
	124	Walker - Code Enforcement - Added	2755	1996 WALKER-CODE ENFORCEMENT - ADDED	Completed	CDBG	\$15,238.00	\$15,238.00	\$0.00
		Project Total					\$15,238.00	\$15,238.00	\$0.00
	125	Walker - Pro-Active Code Enforcement	2759	1996 WALKER-PRO-ACTIVE CODE ENFORCEMENT	Completed	CDBG	\$51,769.78	\$51,769.78	\$0.00
		Project Total					\$51,769.78	\$51,769.78	\$0.00
	126	Walker - Code Enforcement Case Worker - Family	2762	1996 WALKER-CODE ENF./CASEWORKER-FAMILY	Completed	CDBG	\$13,833.00	\$13,833.00	\$0.00
		Project Total					\$13,833.00	\$13,833.00	\$0.00
	127	Maria Luna Park Site Improvements	2770	MARIA LUNA PARK SITE IMPROVEMENTS	Completed	CDBG	\$47,900.00	\$47,900.00	\$0.00
		Project Total					\$47,900.00	\$47,900.00	\$0.00
	129	Storey Lane - Sidewalk Installation	2773	1996 STOREY LANE - SIDEWALK INSTALLATION	Completed	CDBG	\$2,147.97	\$2,147.97	\$0.00
		Project Total					\$2,147.97	\$2,147.97	\$0.00
	130	Dallas Nature Center Renovations & Expansion	2973	DALLAS NATURE CENTER REN/EXPAND	Canceled	CDBG	\$0.00	\$0.00	\$0.00
		Project Total					\$0.00	\$0.00	\$0.00
	131	Section 108 Repayment	2775	1996 SECTION 108 REPAYMENT	Completed	CDBG	\$911,554.00	\$911,554.00	\$0.00
		Project Total					\$911,554.00	\$911,554.00	\$0.00
	132	After-School Program - Bayles Elementary	2779	1996 BAYLES ELEMENT. AFTER SCHOOL PROG	Completed	CDBG	\$1,957.00	\$1,957.00	\$0.00
		Project Total					\$1,957.00	\$1,957.00	\$0.00
	133	After-School Program - Cochran Elementary	2780	1996 AFTER/SCHOOL PROG./COCHRAN ELEMENT.	Completed	CDBG	\$131.00	\$131.00	\$0.00
		Project Total					\$131.00	\$131.00	\$0.00
	134	After-School Program - L.K. Hall Elementary	2783	1996 AFTER-SCH PROG.-L.K. HALL ELEMENT.	Completed	CDBG	\$3,729.00	\$3,729.00	\$0.00
		Project Total					\$3,729.00	\$3,729.00	\$0.00
	135	After-School Program - Macon Elementary	2784	1996 AFTER-SCH. PROG.- MACON ELEMENTARY	Completed	CDBG	\$3,693.16	\$3,693.16	\$0.00
		Project Total					\$3,693.16	\$3,693.16	\$0.00
	136	After-School Program - Clinton P. Russell Elementary	2785	1996 AFTER-SCH.PROG/CLINTON P RUSSELL EM	Completed	CDBG	\$10,292.00	\$10,292.00	\$0.00
		Project Total					\$10,292.00	\$10,292.00	\$0.00
	137	After-School Program - Stephen Foster Elementary	2786	1996 AFTER-SCH.PROG/STEPHEN FOSTER ELEME	Completed	CDBG	\$5,107.74	\$5,107.74	\$0.00
		Project Total					\$5,107.74	\$5,107.74	\$0.00

U.S. Department of Housing and Urban Development
 Office of Community Planning and Development
 Integrated Disbursement and Information System
 List of Activities By Program Year And Project
 DALLAS, TX

Funding Agency: DALLAS

Plan Year	IDIS Project	Project	IDIS Activity ID	Activity Name	Activity Status	Program	Funded Amount	Draw Amount	Balance
1996	138	The Science Place Classroom Construction	2787	5903 - CD6 SCIENCE PLACE CLASSROMM	Canceled	CDBG	\$0.00	\$0.00	\$0.00
		Project Total					\$0.00	\$0.00	\$0.00
	139	Teen Violence - Victim Outreach	2789	1996 TEEN VIOLENCE-VICTIM OUTREACH	Completed	CDBG	\$35,000.00	\$35,000.00	\$0.00
		Project Total					\$35,000.00	\$35,000.00	\$0.00
	140	Youth and Job Training - Pleasant Wood/Pleasant Grove Area	2791	YOUTH & JOB TRAIING PLEASANT WOOD/P GROVE	Completed	CDBG	\$40,000.00	\$40,000.00	\$0.00
		Project Total					\$40,000.00	\$40,000.00	\$0.00
	141	Employment Assistance Program (East Dallas Area)	2792	1996 EMPLMT ASSIST. PROG.(EAST DLS AREA)	Completed	CDBG	\$26,164.00	\$26,164.00	\$0.00
		Project Total					\$26,164.00	\$26,164.00	\$0.00
	142	After-School Program - Travis Elem.	2793	1996 AFTER-SCH PROG-TRAVIS ELEMENTARY	Completed	CDBG	\$10,486.00	\$10,486.00	\$0.00
		Project Total					\$10,486.00	\$10,486.00	\$0.00
	143	Shauns Children's Place Renovations	2798	1996 SHAUNS CHILDREN'S PLACE RENOVATIONS	Completed	CDBG	\$2,222.00	\$2,222.00	\$0.00
		Project Total					\$2,222.00	\$2,222.00	\$0.00
	144	Our Brother's Keeper Acquisition	2799	1996 OUR BROTHER'S KEEPER ACQUISITION	Completed	CDBG	\$115,000.00	\$115,000.00	\$0.00
		Project Total					\$115,000.00	\$115,000.00	\$0.00
	145	Community Center for the Deaf Renovations	2801	1996 COMMUNITY CTR FOR THE DEAF RENOVA.	Completed	CDBG	\$0.00	\$0.00	\$0.00
		Project Total					\$0.00	\$0.00	\$0.00
	146	E's Haven Academy Renovations & Expansion	2804	1996 E'S HAVEN ACADEMY RENOV CD6 5877	Completed	CDBG	\$49,528.55	\$49,528.55	\$0.00
		Project Total					\$49,528.55	\$49,528.55	\$0.00
	147	Joppa After-School Program Site Renovations	2805	1996 JOPPA AFTER-SCH. PROG. SITE RENOVA.	Canceled	CDBG	\$0.00	\$0.00	\$0.00
		Project Total					\$0.00	\$0.00	\$0.00
	148	Alameda Heights Community Center Renovations	2803	1996 ALAMEDA HEIGHTS COMM. CTR. RENOVA.	Completed	CDBG	\$1,681.00	\$1,681.00	\$0.00
		Project Total					\$1,681.00	\$1,681.00	\$0.00
	149	Oak Cliff Boys and Girls Club Renovations	2806	1996 OAK CLIFF BOYS & GIRLS CLUB RENOVA.	Completed	CDBG	\$79,000.00	\$79,000.00	\$0.00
		Project Total					\$79,000.00	\$79,000.00	\$0.00
	150	Phoenix Project Renovations	2807	1996 PHOENIX PROJECT RENOVATIONS	Completed	CDBG	\$7,050.00	\$7,050.00	\$0.00
		Project Total					\$7,050.00	\$7,050.00	\$0.00
	151	Honey Springs Cemetery Clearance	2809	5955- CD6 BULOVA HOMECOMING CEMETARY	Completed	CDBG	\$27,545.66	\$27,545.66	\$0.00
		Project Total					\$27,545.66	\$27,545.66	\$0.00
	152	Martin Luther King, Jr. Community Center Needs Assessment	2813	1996 MLK COMMUNITY CTR NEEDS ASSESSMENT	Completed	CDBG	\$20,000.00	\$20,000.00	\$0.00
		Project Total					\$20,000.00	\$20,000.00	\$0.00
	153	West Dallas Employment Assessment	2811	1996 WEST DALLAS EMPLOYMENT ASSESSMENT	Completed	CDBG	\$68,955.79	\$68,955.79	\$0.00
		Project Total					\$68,955.79	\$68,955.79	\$0.00
	154	Parks Contract Monitoring	2814	1996 PARKS CONTRACT MONITORING	Completed	CDBG	\$18,475.00	\$18,475.00	\$0.00
		Project Total					\$18,475.00	\$18,475.00	\$0.00

U.S. Department of Housing and Urban Development
 Office of Community Planning and Development
 Integrated Disbursement and Information System
 List of Activities By Program Year And Project
 DALLAS, TX

Funding Agency: DALLAS

Plan Year	IDIS Project	Project	IDIS Activity ID	Activity Name	Activity Status	Program	Funded Amount	Draw Amount	Balance
1996	155	Benchmarking Study	2816	1996 BENCHMARKING STUDY	Completed	CDBG	\$37,960.76	\$37,960.76	\$0.00
		Project Total					\$37,960.76	\$37,960.76	\$0.00
	159	REPROG FIRST TIME HOMEBUYERS	2974	SECOND MORTGAGE FIRST TIME HOMEBUYERS	Completed	CDBG	\$1,075.39	\$1,075.39	\$0.00
			2990	RENTAL HOUSING PRESERVATION	Completed	CDBG	\$0.00	\$0.00	\$0.00
		Project Total					\$1,075.39	\$1,075.39	\$0.00
	160	REPROGRAMMING BUDGET #2	2975	0960-R96 SOUTHERN SKATES (LOAN)	Completed	CDBG	\$499,235.24	\$499,235.24	\$0.00
			2976	0961 - R95 URBANDALE PARK SITE IMPR	Completed	CDBG	\$164,193.95	\$164,193.95	\$0.00
			2977	EAST DALLAS CHRISTIAN CHURCH	Completed	CDBG	\$79,500.00	\$79,500.00	\$0.00
			2978	TR HOOVERS IHAP MULTIPURPOSE CENTER	Completed	CDBG	\$180,000.00	\$180,000.00	\$0.00
		Project Total					\$922,929.19	\$922,929.19	\$0.00
		Program Total				CDBG	\$11,449,689.82	\$11,449,689.82	\$0.00
		1996 Total					\$11,449,689.82	\$11,449,689.82	\$0.00
1997	1	PUBLIC SERVICES - YOUTH SERVICES	3000	AFTER SCHOOL PROGRAMS-FANNIN ELEMENTARY	Completed	CDBG	\$16,470.00	\$16,470.00	\$0.00
			3090	AFTER SCHOOL PROGRAM-BURLESON ELEMENTARY	Completed	CDBG	\$15,944.62	\$15,944.62	\$0.00
			3091	AFTER SCHOOL PROGRAM-FIRESIDE REC CENTER	Completed	CDBG	\$11,985.23	\$11,985.23	\$0.00
			3092	AFTER SCHOOL PROGRAM-MILAM ELEM.	Completed	CDBG	\$5,848.60	\$5,848.60	\$0.00
			3093	AFTER SCHOOL PROGRAM-BAYLES ELEM.	Completed	CDBG	\$15,365.54	\$15,365.54	\$0.00
			3094	AFTER SCHOOL PROGRAM-CITY PARK ELEM.	Completed	CDBG	\$15,920.00	\$15,920.00	\$0.00
			3095	AFTER SCH. PROG.-CLINTON P. RUSSELL ELEM	Completed	CDBG	\$17,690.78	\$17,690.78	\$0.00
			3096	AFTER SCHOOL PROGRAM-COCHRAN ELEM.	Completed	CDBG	\$15,892.70	\$15,892.70	\$0.00
			3097	AFTER SCHOOL PROGRAM-DAN D. ROGERS ELEM.	Completed	CDBG	\$15,919.40	\$15,919.40	\$0.00
			3099	AFTER SCH PROG-DAVID G.BURNET REC. CNTR	Completed	CDBG	\$15,910.00	\$15,910.00	\$0.00
			3100	AFTER SCHOOL PROG-ELISHA M. PEASE ELEM.	Completed	CDBG	\$15,920.00	\$15,920.00	\$0.00
			3101	AFTER SCHOOL PROGRAM-JOPPA AREA	Completed	CDBG	\$23,054.00	\$23,054.00	\$0.00
			3102	AFTER SCHOOL PROG - K.B. POLK REC CNTR	Completed	CDBG	\$15,920.00	\$15,920.00	\$0.00
			3103	AFTER SCHOOL PROG-LEILAH P. COWART ELEM.	Completed	CDBG	\$15,920.00	\$15,920.00	\$0.00
			3105	AFTER SCHOOL PROG-L.K. HALL ELEM.	Completed	CDBG	\$13,435.74	\$13,435.74	\$0.00
			3106	AFTERSCHOOL PROGRAM-MACON ELEM.	Completed	CDBG	\$15,920.00	\$15,920.00	\$0.00
			3107	AFTER SCHOOL PROGRAM-MARCUS REC CENTER	Completed	CDBG	\$15,619.65	\$15,619.65	\$0.00
			3108	AFTER SCHOOL PROGRAM-N.W. HARLEE ELEM	Completed	CDBG	\$15,344.23	\$15,344.23	\$0.00
			3109	AFTER SCHOOL PROG-OBADIAH KNIGHT ELEM	Completed	CDBG	\$15,920.00	\$15,920.00	\$0.00
			3110	AFTER SCHOOL PROG-LARRY JOHNSON REC/HALL	Completed	CDBG	\$23,054.00	\$23,054.00	\$0.00
			3111	AFTER SCHOOL PROGRAM-SKYVIEW ELEM	Completed	CDBG	\$20,900.00	\$20,900.00	\$0.00
			3112	AFTER SCHOOL PROGRAM-STEPHEN FOSTER ELEM	Canceled	CDBG	\$0.00	\$0.00	\$0.00
			3113	AFTER SCHOOL PROGRAM-VICKERY MEADOWS	Completed	CDBG	\$20,116.30	\$20,116.30	\$0.00
			3114	AFTER SCHOOL PROG-WILLIAM B. TRAVIS ELEM	Completed	CDBG	\$3,799.00	\$3,799.00	\$0.00
			3115	AFTER SCHOOL PROG FANNIE C. HARRIS	Completed	CDBG	\$22,903.79	\$22,903.79	\$0.00

U.S. Department of Housing and Urban Development
 Office of Community Planning and Development
 Integrated Disbursement and Information System
 List of Activities By Program Year And Project
 DALLAS, TX

Funding Agency: DALLAS

Plan Year	IDIS Project	Project	IDIS Activity ID	Activity Name	Activity Status	Program	Funded Amount	Draw Amount	Balance	
1997	1	PUBLIC SERVICES - YOUTH SERVICES	3116	KLEBERG/RYLIE SUMMER YOUTH PROGRAM	Completed	CDBG	\$15,000.00	\$15,000.00	\$0.00	
			3117	1997 SEND A KID TO CAMP	Completed	CDBG	\$31,058.51	\$31,058.51	\$0.00	
			3118	HOMEWORK CENTERS	Completed	CDBG	\$35,513.00	\$35,513.00	\$0.00	
			3119	TEEN CENTERS	Completed	CDBG	\$52,300.00	\$52,300.00	\$0.00	
			3120	AFRICAN AMERICAN MUSEUM YOUTH ENRICHMENT	Completed	CDBG	\$50,000.00	\$50,000.00	\$0.00	
			3121	CITY GANG PREVENTION CULTURAL ARTS PROG.	Completed	CDBG	\$44,598.00	\$44,598.00	\$0.00	
			Project Total					\$613,243.09	\$613,243.09	\$0.00
	2	PUBLIC SERVICES - CLINICAL HEALTH SERVICES - YOUTH	3122	AIDS EARLY INTERVENTION/CASE MANAGEMENT	Completed	CDBG	\$88,000.00	\$88,000.00	\$0.00	
			3123	HOSPICE/RESPIRE CARE FOR CHILDREN W/AIDS	Completed	CDBG	\$39,000.00	\$39,000.00	\$0.00	
			3124	CLINICAL DENTAL CARE PROGRAM	Completed	CDBG	\$200,000.00	\$200,000.00	\$0.00	
			3125	ADOLESCENT SUBSTANCE ABUSE-INPATIENT	Canceled	CDBG	\$0.00	\$0.00	\$0.00	
			3126	ADOLESCENT SUBSTANCE ABUSE-OUTPATIENT	Canceled	CDBG	\$0.00	\$0.00	\$0.00	
			Project Total					\$327,000.00	\$327,000.00	\$0.00
	3	PUBLIC SERVICES - CLINICAL HEALTH SERVICES - NON-YOUTH	3130	AIDS EARLY INTV/CASE MNGT/DAY CARE ADULT	Completed	CDBG	\$113,000.00	\$113,000.00	\$0.00	
			3131	AIDS EDUC/LOWER INCOME INDIV. PROGRAM	Completed	CDBG	\$79,000.00	\$79,000.00	\$0.00	
			3132	AFRICAN AMERICAN DIABETES PREV. & EDUC.	Completed	CDBG	\$50,000.00	\$50,000.00	\$0.00	
			Project Total					\$242,000.00	\$242,000.00	\$0.00
	4	PUBLIC SERVICES - SENIOR SERVICES	3140	CITY GERIATRIC AND CRISIS INTERVENTION	Completed	CDBG	\$80,897.00	\$80,897.00	\$0.00	
			3141	CITY OFFICE OF SENIOR AFFAIRS	Completed	CDBG	\$109,505.00	\$109,505.00	\$0.00	
			3142	SENIOR SERVICES PROGRAM	Completed	CDBG	\$57,862.48	\$57,862.48	\$0.00	
			Project Total					\$248,264.48	\$248,264.48	\$0.00
	5	PUBLIC SERVICES - HOMELESS/TEMPORARY HOUSING	3143	TEMPORARY EMERGENCY HOUSING	Completed	CDBG	\$50,000.00	\$50,000.00	\$0.00	
			3355	ESG CONTRACTS	Open	CDBG	\$0.00	\$0.00	\$0.00	
			3562	SSSSS	Open	CDBG	\$0.00	\$0.00	\$0.00	
			Project Total					\$50,000.00	\$50,000.00	\$0.00
	6	PUBLIC SERVICES - HOUSING COUNSELING	3147	LEGAL SERVICES FOR AFFORDABLE HOUSING	Completed	CDBG	\$23,718.80	\$23,718.80	\$0.00	
		Project Total					\$23,718.80	\$23,718.80	\$0.00	
7	PUBLIC SERVICES - OTHER	3585	OPEN ARMS	Canceled	CDBG	\$0.00	\$0.00	\$0.00		
		Project Total					\$0.00	\$0.00	\$0.00	
8	PUBLIC SERVICES - OTHER - YOUTH	3153	YOUTH JOB TRAINING PROGRAM	Completed	CDBG	\$75,000.00	\$75,000.00	\$0.00		
		3154	YOUTH-RELATED SOCIAL SERVICES	Completed	CDBG	\$29,250.00	\$29,250.00	\$0.00		
		3155	TEEN VIOLENCE-VICTIM OUTREACH	Completed	CDBG	\$35,000.00	\$35,000.00	\$0.00		
		3156	YOUTH&JOB TRNG(PLEASANT WOODS/GROVE AREA	Completed	CDBG	\$40,000.00	\$40,000.00	\$0.00		
		3157	ENGLISH LANGUAGE TUTORING PROGRAM	Completed	CDBG	\$53,218.00	\$53,218.00	\$0.00		
		Project Total					\$232,468.00	\$232,468.00	\$0.00	
9	PUBLIC SERVICES - OTHER - NON-YOUTH	3158	DOMESTIC VIOLENCE	Completed	CDBG	\$46,000.00	\$46,000.00	\$0.00		

U.S. Department of Housing and Urban Development
 Office of Community Planning and Development
 Integrated Disbursement and Information System
 List of Activities By Program Year And Project
 DALLAS, TX

Funding Agency: DALLAS

Plan Year	IDIS Project	Project	IDIS Activity ID	Activity Name	Activity Status	Program	Funded Amount	Draw Amount	Balance
1997	9	PUBLIC SERVICES - OTHER - NON-YOUTH	3159	PARENTING & EARLY CHILDHOOD DEVELOPMENT	Completed	CDBG	\$25,000.00	\$25,000.00	\$0.00
		Project Total					\$71,000.00	\$71,000.00	\$0.00
	10	HOUSING - LEGAL COMMITMENT/MANDATES	3001	WALKER -CODE ENFORCEMENT-ADDED	Completed	CDBG	\$116,206.00	\$116,206.00	\$0.00
			3002	WALKER CODE ENF./CASEWORKER FAMILY	Completed	CDBG	\$25,964.00	\$25,964.00	\$0.00
			3003	WALKER CODE ENF./CASEWORKER-WEST	Completed	CDBG	\$2,061.00	\$2,061.00	\$0.00
			3004	WALKER PRO-ACTIVE CODE ENFORCEMENT	Completed	CDBG	\$316,250.00	\$316,250.00	\$0.00
		Project Total					\$460,481.00	\$460,481.00	\$0.00
	11	HOUSING - HOME OWNERSHIP OPPORTUNITIES	3009	MORTGAGE ASSISTANCE PROGRAM	Completed	CDBG	\$794,738.00	\$794,738.00	\$0.00
			3010	HOME-UP FRONT COST ASSISTANCE	Canceled	CDBG	\$0.00	\$0.00	\$0.00
			3011	UP FRONT COST ASSISTANCE-FREDDIE MAC	Completed	CDBG	\$250,000.00	\$250,000.00	\$0.00
			3012	UP FRONT COST ASSISTANCE	Completed	CDBG	\$424,240.00	\$424,240.00	\$0.00
			3013	HOME-MORTGAGE ASSISTANCE PROGRAM	Open	CDBG	\$0.00	\$0.00	\$0.00
			3398	4550 BESSIE DRIVE	Canceled	CDBG	\$0.00	\$0.00	\$0.00
			3681	10240 BLACKJACK OAKS DRIVE	Completed	CDBG	\$0.00	\$0.00	\$0.00
			3690	1423 BAYWOOD ST.	Completed	CDBG	\$0.00	\$0.00	\$0.00
			3707	7843 SECO	Completed	CDBG	\$0.00	\$0.00	\$0.00
			3724	1213 EASY ST	Canceled	CDBG	\$0.00	\$0.00	\$0.00
			3743	4815 KILDARE AVENUE	Completed	CDBG	\$0.00	\$0.00	\$0.00
		Project Total					\$1,468,978.00	\$1,468,978.00	\$0.00
	12	HOUSING - HOME OWNER REPAIR	3018	VOLUNTEERS IN PLUMBING-MINOR PLUMBING	Completed	CDBG	\$26,540.14	\$26,540.14	\$0.00
			3019	DALLAS YOUTH SERVICES CORPS	Completed	CDBG	\$100,000.00	\$100,000.00	\$0.00
			3020	HOME IMPROVEMENT PROGRAM-FREDDIE MAC	Canceled	CDBG	\$0.00	\$0.00	\$0.00
			3021	CD7 HOME IMPROVEMENT - CITY WIDE	Completed	CDBG	\$1,050,000.00	\$1,050,000.00	\$0.00
			3022	HOME- HOME IMPROVEMEMT PROG.-CITYWIDE	Open	CDBG	\$0.00	\$0.00	\$0.00
			3023	HOUSING ASSISTANCE SUPPORT	Completed	CDBG	\$1,158,603.00	\$1,158,603.00	\$0.00
			3024	CD 7 MINOR HOME REPAIR - CITY WIDE	Completed	CDBG	\$1,092,510.00	\$1,092,510.00	\$0.00
			3025	SOUTH DALLAS/FAIR PARK MHR	Completed	CDBG	\$100,000.00	\$100,000.00	\$0.00
			3026	PEOPLE-HELPING-PEOPLE	Completed	CDBG	\$563,038.00	\$563,038.00	\$0.00
			3399	3716 PROSPERITY	Completed	CDBG	\$0.00	\$0.00	\$0.00
			4099	123 EASY STREET	Canceled	CDBG	\$0.00	\$0.00	\$0.00
		Project Total					\$4,090,691.14	\$4,090,691.14	\$0.00
	13	HOUSING - OTHER - RENTAL ASSIST/OTHER NEIGH. REVITALIZATION	3027	DEDICATED SAFE II EXPANSION CODE INSP.	Completed	CDBG	\$391,145.82	\$391,145.82	\$0.00
			3028	HISTORIC FACADE IMPROVEMENTS	Completed	CDBG	\$50,900.00	\$50,900.00	\$0.00
			3029	INTOWN HOUSING IMPLEMENTATION	Completed	CDBG	\$100,879.83	\$100,879.83	\$0.00
			3030	DARTWAY RELOCATION	Completed	CDBG	\$60,000.00	\$60,000.00	\$0.00
		Project Total					\$602,925.65	\$602,925.65	\$0.00
	14	ECONOMIC DEVELOPMENT - BUSINESS LOANS	3033	SO. DALLAS ECO. DEV. PROG. ADMIN.-SDDC	Completed	CDBG	\$175,000.00	\$175,000.00	\$0.00

U.S. Department of Housing and Urban Development
 Office of Community Planning and Development
 Integrated Disbursement and Information System
 List of Activities By Program Year And Project
 DALLAS, TX

Funding Agency: DALLAS

Plan Year	IDIS Project	Project	IDIS Activity ID	Activity Name	Activity Status	Program	Funded Amount	Draw Amount	Balance
1997	14	Project Total					\$175,000.00	\$175,000.00	\$0.00
	15	ECONOMIC DEVELOPMENT - TECHNICAL ASSISTANCE	3034	DOWNTOWN OAK CLIFF REVITALIZATION	Completed	CDBG	\$19,798.00	\$19,798.00	\$0.00
			3035	ENTERPRISE ZONE ECON EMPOWERMENT (BAC)	Completed	CDBG	\$234,026.30	\$234,026.30	\$0.00
			3036	SO.DALLAS ECO. DEV. PROG.-PROF/TECH.SDDC	Completed	CDBG	\$12,206.88	\$12,206.88	\$0.00
			3037	MLK, JR. BLVD. REVITALIZATION	Completed	CDBG	\$19,240.78	\$19,240.78	\$0.00
			3038	MAPLE AVE. REVITALIZATION	Completed	CDBG	\$30,560.00	\$30,560.00	\$0.00
		Project Total					\$315,831.96	\$315,831.96	\$0.00
	16	ECONOMIC DEVELOPMENT - COMM/INDUST/ACQU/REHAB/INFRA	3039	MCCOMMAS BLUFF DEVELOPMENT	Completed	CDBG	\$133,499.72	\$133,499.72	\$0.00
			3040	SPRING PLAZA (GRANT)	Completed	CDBG	\$176,220.00	\$176,220.00	\$0.00
		Project Total					\$309,719.72	\$309,719.72	\$0.00
	17	PUBLIC IMPROVEMENTS - CITY FACILITIES	3041	ARCADIA RECREATION CENTER-FLOOR	Completed	CDBG	\$24,999.78	\$24,999.78	\$0.00
			3042	BACHMAN LAKE PARK-TRAIL & PARKING IMP.	Completed	CDBG	\$332,495.00	\$332,495.00	\$0.00
			3043	BISHOP FLORES PARK ER. CONTROL & LIGHTS	Completed	CDBG	\$81,534.00	\$81,534.00	\$0.00
			3044	COCHRAN PARK-SITE IMPROVEMENTS	Completed	CDBG	\$95,718.78	\$95,718.78	\$0.00
			3045	CRAWFORD ELAM PARK-TRAIL IMPROVEMENTS	Completed	CDBG	\$233,858.46	\$233,858.46	\$0.00
			3046	CUMMINGS RECREATION CNTR. (DESIGN)	Completed	CDBG	\$59,626.77	\$59,626.77	\$0.00
			3047	FIRESIDE RECREATION CENTER (DESIGN)	Completed	CDBG	\$50,000.00	\$50,000.00	\$0.00
			3048	FIVE MILE CREEK TRAIL CONSTRUCTION	Completed	CDBG	\$93,662.95	\$93,662.95	\$0.00
			3049	JC PHELPS RECREATION CENTER ROOF RENOV.	Completed	CDBG	\$87,533.00	\$87,533.00	\$0.00
			3050	KIDD SPRINGS REC.CTR. GYM FLOOR/BLEACHER	Completed	CDBG	\$29,675.00	\$29,675.00	\$0.00
			3051	KLEBERG/RYLIE PARK - PARKING EXPANSION	Completed	CDBG	\$97,038.02	\$97,038.02	\$0.00
			3053	KLEBERG/RYLIE PARK	Canceled	CDBG	\$0.00	\$0.00	\$0.00
			3054	KLEBERG/RYLIE PARK - BALLFIELD LIGHTING	Completed	CDBG	\$71,292.00	\$71,292.00	\$0.00
			3055	MOORE PARK PLAYGROUND	Completed	CDBG	\$69,249.33	\$69,249.33	\$0.00
			3056	MOUNTAIN VALLEY PARK (BALLFIELD IMP.)	Completed	CDBG	\$71,999.62	\$71,999.62	\$0.00
			3057	RANDALL PARK PLAYGROUND-PICNIC SHELTER	Completed	CDBG	\$129,999.00	\$129,999.00	\$0.00
			3058	SEATON PARK-ATHLETIC FIELD IMPROVEMENTS	Completed	CDBG	\$98,338.07	\$98,338.07	\$0.00
			3059	WINNETKA PARK-IMPROVEMENTS	Completed	CDBG	\$16,000.00	\$16,000.00	\$0.00
		Project Total					\$1,643,019.78	\$1,643,019.78	\$0.00
	18	PUBLIC IMPROVEMENTS - CITY INFRASTRUCTURE	3060	2800 BLK BIRMINGHAM-SIDEWALK,CURB,GUTTER	Completed	CDBG	\$52,337.27	\$52,337.27	\$0.00
			3061	400-500 E. TENTH-SIDEWALK,CURB & GUTTER	Completed	CDBG	\$117,184.01	\$117,184.01	\$0.00
			3062	DAVIS-BISHOP AREA IMPROVEMENTS(DESIGN)	Completed	CDBG	\$90,975.00	\$90,975.00	\$0.00
		Project Total					\$260,496.28	\$260,496.28	\$0.00
	19	PUBLIC IMPROVEMENTS - NON-PROFITS	3066	BOYS/GIRLS CLUB E.DALLAS- RENOVATION	Completed	CDBG	\$90,000.00	\$90,000.00	\$0.00
			3067	BOYS/GIRLS CLUB W.DALLAS - RENOVATION	Completed	CDBG	\$127,780.00	\$127,780.00	\$0.00
			3068	PAUL QUINN COLLEGE-STADIUM IMPROVEMENTS	Canceled	CDBG	\$0.00	\$0.00	\$0.00
			3069	CLEAN SOUTH DALLAS-PARKING & PAVILLION	Completed	CDBG	\$50,766.03	\$50,766.03	\$0.00

U.S. Department of Housing and Urban Development
 Office of Community Planning and Development
 Integrated Disbursement and Information System
 List of Activities By Program Year And Project
 DALLAS, TX

Funding Agency: DALLAS

Plan Year	IDIS Project	Project	IDIS Activity ID	Activity Name	Activity Status	Program	Funded Amount	Draw Amount	Balance
1997	19	Project Total					\$268,546.03	\$268,546.03	\$0.00
	20	FAIR HOUSING/PLANNING OVERSIGHT - FAIR HOUSING	3070	WALKER-FAIR HOUSING ENF.-CONT. FUNDING	Completed	CDBG	\$128,668.00	\$128,668.00	\$0.00
			3071	WALKER-FAIR HOUSING ENF.-ADDED	Completed	CDBG	\$416,602.39	\$416,602.39	\$0.00
			3072	WALKER-HOUSING COMPLIANCE ACTIVITIES	Completed	CDBG	\$97,736.00	\$97,736.00	\$0.00
			3073	WALKER-RENT OPTION	Completed	CDBG	\$68,000.00	\$68,000.00	\$0.00
			3074	WALKER-WALKER PROJECT, INC.	Completed	CDBG	\$198,400.00	\$198,400.00	\$0.00
		Project Total					\$909,406.39	\$909,406.39	\$0.00
	21	FAIR HOUSING/PLANNING OVERSIGHT - PROGRAM ADMINISTRATION	3075	CD FINANCIAL MANAGEMENT	Completed	CDBG	\$144,000.00	\$144,000.00	\$0.00
			3076	COMPLIANCE & EVALUATION PROGRAM	Completed	CDBG	\$284,381.46	\$284,381.46	\$0.00
			3077	CITIZEN PARTICIPATION/CDC SUPPORT	Completed	CDBG	\$117,862.00	\$117,862.00	\$0.00
			3078	CONSOLIDATED PLAN (HUD PROG.) OVERSIGHT	Completed	CDBG	\$304,893.00	\$304,893.00	\$0.00
			3079	CD AUDITS	Completed	CDBG	\$20,000.00	\$20,000.00	\$0.00
			3080	CD RISK LIABILITY	Completed	CDBG	\$129,466.00	\$129,466.00	\$0.00
			3081	ECONOMIC EMPOWERMENT PROGRAM	Completed	CDBG	\$58,000.00	\$58,000.00	\$0.00
			3082	SO. DALLAS ECO. DEV. COMP. & EVAL.	Completed	CDBG	\$21,843.90	\$21,843.90	\$0.00
			3083	HEALTH CONTRACT MONITORING	Completed	CDBG	\$242,735.00	\$242,735.00	\$0.00
			3084	HOUSING MANAGEMENT SUPPORT SERVICES	Completed	CDBG	\$1,102,994.00	\$1,102,994.00	\$0.00
			3085	PARKS CONTRACT MONITORING	Completed	CDBG	\$26,682.00	\$26,682.00	\$0.00
			3162	ESG - ADMINISTRATION	Open	CDBG	\$0.00	\$0.00	\$0.00
			3164	HOPWA-PROGRAM ADMINISTRATION	Open	CDBG	\$0.00	\$0.00	\$0.00
			3165	HOPWA-PROGRAM ADMIN./DALLAS COUNTY	Open	CDBG	\$0.00	\$0.00	\$0.00
		Project Total					\$2,452,857.36	\$2,452,857.36	\$0.00
	22	FAIR HOUSING/PLANNING OVERSIGHT - PROGRAM ADMINISTRATION	3086	CD LEGAL SUPPORT	Completed	CDBG	\$110,680.00	\$110,680.00	\$0.00
		Project Total					\$110,680.00	\$110,680.00	\$0.00
	44	FAIR HOUSING/PLANNING OVERSIGHT PROGRAM ADMINISTRATION	3087	INDIRECT COST	Completed	CDBG	\$105,240.00	\$105,240.00	\$0.00
		Project Total					\$105,240.00	\$105,240.00	\$0.00
	45	FAIR HOUSING/PLANNING OVERSIGHT - PROGRAM ADMINISTRATION	3088	HISTORIC PRESERVATION REVIEWS/MITIGATION	Completed	CDBG	\$27,031.92	\$27,031.92	\$0.00
		Project Total					\$27,031.92	\$27,031.92	\$0.00
	46	SECTION 108 REPAYMENTS	3089	SECTION 108 REPAYMENTS	Completed	CDBG	\$2,368,401.00	\$2,368,401.00	\$0.00
		Project Total					\$2,368,401.00	\$2,368,401.00	\$0.00
	47	PUBLIC SERVICES-YOUTH SERVICES	3136	CHILD CARE SERVICES PROGRAM	Completed	CDBG	\$223,503.00	\$223,503.00	\$0.00
			3137	CITY CHILD CARE SERVICES	Completed	CDBG	\$439,192.00	\$439,192.00	\$0.00
		Project Total					\$662,695.00	\$662,695.00	\$0.00

U.S. Department of Housing and Urban Development
 Office of Community Planning and Development
 Integrated Disbursement and Information System
 List of Activities By Program Year And Project
 DALLAS, TX

Funding Agency: DALLAS

Plan Year	IDIS Project	Project	IDIS Activity ID	Activity Name	Activity Status	Program	Funded Amount	Draw Amount	Balance
1997	48	PUBLIC SERVICES-CLINICAL HEALTH SERVICES-YOUTH	3127	ADOLESCENT SUBSTANCE ABUSE-INPATIENT	Completed	CDBG	\$65,000.00	\$65,000.00	\$0.00
			3128	ADOLESCENT SUBSTANCE ABUSE-OUTPATIENT	Completed	CDBG	\$25,000.00	\$25,000.00	\$0.00
		Project Total					\$90,000.00	\$90,000.00	\$0.00
	49	PUBLIC SERVICES-CLINICAL HEALTH SERVICES-NON-YOUTH	3129	ADULT SUBSTANCE ABUSE	Completed	CDBG	\$37,080.00	\$37,080.00	\$0.00
		Project Total					\$37,080.00	\$37,080.00	\$0.00
	50	HOUSING - LEGAL COMMITMENT/MANDATES	3005	CD7 WALKER - HIP -WEST	Completed	CDBG	\$100,000.00	\$100,000.00	\$0.00
			3006	CD7 WALKER HMR -WEST	Completed	CDBG	\$100,000.00	\$100,000.00	\$0.00
		Project Total					\$200,000.00	\$200,000.00	\$0.00
	51	HOUSING-LEGAL COMMITMENT/MANDATES	3007	RENTAL HOUSING PRESERVATION	Completed	CDBG	\$1,150,000.00	\$1,150,000.00	\$0.00
			3008	HOME-REVOLVING LOAN FUND	Open	CDBG	\$0.00	\$0.00	\$0.00
		Project Total					\$1,150,000.00	\$1,150,000.00	\$0.00
	52	PUBLIC SERVICES-YOUTH SERVICES	3138	ADOLESCENT HEALTH SERVICES PROGRAM	Completed	CDBG	\$59,999.99	\$59,999.99	\$0.00
			3139	CITY ADOLESCENT HEALTH SERVICES	Completed	CDBG	\$160,023.00	\$160,023.00	\$0.00
		Project Total					\$220,022.99	\$220,022.99	\$0.00
	53	HOUSING-HOMEOWNERSHIP OPPORTUNITIES	3014	HOUSING DEVELOPMENT SUPPORT	Completed	CDBG	\$939,852.00	\$939,852.00	\$0.00
		Project Total					\$939,852.00	\$939,852.00	\$0.00
	54	HOUSING - HOME OWNERSHIP OPPORTUNITIES	3408	CHDO - OPERATING ASSISTANCE	Open	CDBG	\$0.00	\$0.00	\$0.00
		Project Total					\$0.00	\$0.00	\$0.00
	55	HOUSING - HOME OWNERSHIP OPPORTUNITIES	3016	HOME-CHDO PROJECTS	Open	CDBG	\$0.00	\$0.00	\$0.00
			4287	MEADOWS APARTMENTS - ICDC	Canceled	CDBG	\$0.00	\$0.00	\$0.00
		Project Total					\$0.00	\$0.00	\$0.00
	57	PUBLIC SERVICES- YOUTH SERVICES	3133	ADOLESCENT GANG INTERVENTION PROGRAM	Completed	CDBG	\$100,000.00	\$100,000.00	\$0.00
			3134	GANG INTRV/PREV.YOUTH MNTRNG(RANCH CNPT)	Completed	CDBG	\$40,000.00	\$40,000.00	\$0.00
			3135	YOUTH AND FAMILY SUPPORT SERVICES	Canceled	CDBG	\$0.00	\$0.00	\$0.00
		Project Total					\$140,000.00	\$140,000.00	\$0.00
	58	PUBLIC SERVICES-OTHER-NON-YOUTH	3160	DEDICATED SAFE II EXP INSP SUPPORT POLIC	Completed	CDBG	\$229,501.07	\$229,501.07	\$0.00
			3161	NEIGHBORHOOD ANTI-DRUG PROGRAM	Completed	CDBG	\$30,000.00	\$30,000.00	\$0.00
		Project Total					\$259,501.07	\$259,501.07	\$0.00
	59	PUBLIC IMPROVEMENTS-NON-PROFITS	3063	EAST DALLAS CHRISTIAN CHURCH-COMM. CTR.	Completed	CDBG	\$120,000.00	\$120,000.00	\$0.00
			3064	VICTORY TRANSITION CENTER-RENOVATION	Canceled	CDBG	\$0.00	\$0.00	\$0.00
			3065	E'S HAVEN ACAD.-RENOVATIONS & EXPANSION	Open	CDBG	\$100,000.00	\$82,868.68	\$17,131.32
		Project Total					\$220,000.00	\$202,868.68	\$17,131.32
	60	9798 REPROG FAC REHAB	3403	URBAN LEAGUE REHABILITAION PROJECT	Completed	CDBG	\$232,230.83	\$232,230.83	\$0.00
			3409	GOODWILL INDUSTRIES	Completed	CDBG	\$200,000.00	\$200,000.00	\$0.00
			3410	TRUELOVE ACADEMY	Canceled	CDBG	\$0.00	\$0.00	\$0.00

U.S. Department of Housing and Urban Development
 Office of Community Planning and Development
 Integrated Disbursement and Information System
 List of Activities By Program Year And Project
 DALLAS, TX

Funding Agency: DALLAS

Plan Year	IDIS Project	Project	IDIS Activity ID	Activity Name	Activity Status	Program	Funded Amount	Draw Amount	Balance
1997	60	9798 REPROG FAC REHAB	3411	WILKINSON CENTER RENOVATIONS	Canceled	CDBG	\$0.00	\$0.00	\$0.00
		Project Total					\$432,230.83	\$432,230.83	\$0.00
	61	9798 REPROG CITY FACILITY	3404	URBAN LEAGUE REHABILITAION PROJECT	Canceled	CDBG	\$0.00	\$0.00	\$0.00
			3412	ARCADIA PARK RECREATION CENTER IMP.	Completed	CDBG	\$150,000.00	\$150,000.00	\$0.00
		Project Total					\$150,000.00	\$150,000.00	\$0.00
	62	9798 REPROG NEIGHBORHOOD STREET PETITION	3405	9798REPROG NEIGH STREET IMPROVE	Canceled	CDBG	\$0.00	\$0.00	\$0.00
			3413	NEIGHBORHOOD STREET PETITION PROGRAM	Completed	CDBG	\$42,795.00	\$42,795.00	\$0.00
		Project Total					\$42,795.00	\$42,795.00	\$0.00
	63	9798 REPROG SECTION 108	3406	9798 REPROG SECTION 108 REPAYMENT	Canceled	CDBG	\$0.00	\$0.00	\$0.00
			3414	SECTION 108 DEBT SERVICE	Completed	CDBG	\$845,651.00	\$845,651.00	\$0.00
		Project Total					\$845,651.00	\$845,651.00	\$0.00
	64	9798 REPROG WALKER S/C/G IMPROVE	3407	STREET,CURB,GUTTER - WALKER-G71	Completed	CDBG	\$134,000.00	\$134,000.00	\$0.00
			3415	STREET,CURB,GUTTER - WALKER-G81	Completed	CDBG	\$395,000.00	\$395,000.00	\$0.00
			3416	STREET,CURB,GUTTER - WALKER-CD4	Completed	CDBG	\$32,946.00	\$32,946.00	\$0.00
		Project Total					\$561,946.00	\$561,946.00	\$0.00
		Program Total				CDBG	\$23,328,774.49	\$23,311,643.17	\$17,131.32
	1997 Total						\$23,328,774.49	\$23,311,643.17	\$17,131.32
1998	1	Public Services-Youth Services	3423	AFRICAN AMERICAN MUSEUM	Open	CDBG	\$0.00	\$0.00	\$0.00
			3424	AFRICAN AMERICAN MUSEUM	Completed	CDBG	\$50,000.00	\$50,000.00	\$0.00
			3425	DAN D. ROGERS CD8 7535	Completed	CDBG	\$4,634.00	\$4,634.00	\$0.00
			3426	DAVID G. BURNETT RECREATION CENTER	Completed	CDBG	\$3,049.00	\$3,049.00	\$0.00
			3427	ELISHA M. PEASE ELEMENTARY SCHOOL	Completed	CDBG	\$16,471.00	\$16,471.00	\$0.00
			3428	K.B. POLK RECREATION CENTER	Completed	CDBG	\$15,306.64	\$15,306.64	\$0.00
			3429	LEILAH P. COWART ELEMENTARY SCHOOL	Completed	CDBG	\$9,393.38	\$9,393.38	\$0.00
			3430	MARCUS RECREATION CENTER	Completed	CDBG	\$11,460.00	\$11,460.00	\$0.00
			3431	N.W. HARLEE ELEMENTARY SCHOOL	Completed	CDBG	\$7,463.00	\$7,463.00	\$0.00
			3432	OBADIAH KNIGHT ELEMENTARY SCHOOL	Completed	CDBG	\$12,858.00	\$12,858.00	\$0.00
			3433	LARRY JOHNSON REC. CTR.(PRINCE HALL)	Completed	CDBG	\$16,702.00	\$16,702.00	\$0.00
			3434	SKYVIEW ELEMENTARY SCHOOL	Completed	CDBG	\$20,268.48	\$20,268.48	\$0.00
			3435	VICKERY MEADOWS	Completed	CDBG	\$10,798.00	\$10,798.00	\$0.00
			3436	BAYLES ELEMENTARY SCHOOL	Completed	CDBG	\$5,123.00	\$5,123.00	\$0.00
			3437	CLINTON P. RUSSELL ELEMENTARY SCHOOL	Completed	CDBG	\$9,739.00	\$9,739.00	\$0.00
			3438	COCHRAN ELEMENTARY SCHOOL	Completed	CDBG	\$16,444.00	\$16,444.00	\$0.00
			3439	JOPPA AREA	Completed	CDBG	\$15,519.00	\$15,519.00	\$0.00
			3440	L.K.HALL ELEMENTARY SCHOOL	Completed	CDBG	\$9,401.00	\$9,401.00	\$0.00
			3441	MACON ELEMENTARY SCHOOL	Completed	CDBG	\$14,706.00	\$14,706.00	\$0.00
			3442	STEPHEN FOSTER ELEMENTARY SCHOOL	Canceled	CDBG	\$0.00	\$0.00	\$0.00

U.S. Department of Housing and Urban Development
 Office of Community Planning and Development
 Integrated Disbursement and Information System
 List of Activities By Program Year And Project
 DALLAS, TX

Funding Agency: DALLAS

Plan Year	IDIS Project	Project	IDIS Activity ID	Activity Name	Activity Status	Program	Funded Amount	Draw Amount	Balance
1998	1	Public Services-Youth Services	3443	WILLIAM B. TRAVIS ELEMENTARY	Completed	CDBG	\$9,249.00	\$9,249.00	\$0.00
			3444	BURLESON ELEMENTARY SCHOOL	Completed	CDBG	\$16,471.00	\$16,471.00	\$0.00
			3445	FANNIN ELEMENTARY SCHOOL	Completed	CDBG	\$4,039.64	\$4,039.64	\$0.00
			3446	FIRESIDE REC. CTR. (LAGOW)	Completed	CDBG	\$2,626.00	\$2,626.00	\$0.00
			3447	MILAM ELEMENTARY SCHOOL	Canceled	CDBG	\$0.00	\$0.00	\$0.00
			3448	CITY PARK ELEMENTARY	Completed	CDBG	\$6,552.60	\$6,552.60	\$0.00
			3449	FANIE C. HARRIS ELEMENTARY SCHOOL	Completed	CDBG	\$13,982.03	\$13,982.03	\$0.00
			3450	TEEN CENTERS	Completed	CDBG	\$26,156.70	\$26,156.70	\$0.00
			3451	SEND A KID TO CAMP	Completed	CDBG	\$45,097.28	\$45,097.28	\$0.00
			3452	KLEBERG/RYLIE SUMMER YOUTH PROGRAM	Completed	CDBG	\$11,786.06	\$11,786.06	\$0.00
		Project Total					\$385,295.81	\$385,295.81	\$0.00
	2	Public Services-Youth Services	3453	ADOLESCENT GANG INTERVENTION PROGRAM	Completed	CDBG	\$99,999.00	\$99,999.00	\$0.00
			3454	ADOLESCENT GANG INTV./PREV. YOUTH MENTOR	Completed	CDBG	\$40,000.00	\$40,000.00	\$0.00
			3455	YOUTH AND FAMILY SUPPORT SERVICES	Canceled	CDBG	\$0.00	\$0.00	\$0.00
		Project Total					\$139,999.00	\$139,999.00	\$0.00
	3	Public Services-Youth Services	3456	CITY CHILD CARE SERVICES	Completed	CDBG	\$439,192.00	\$439,192.00	\$0.00
			3457	CHILD CARE SERVICES	Completed	CDBG	\$227,850.00	\$227,850.00	\$0.00
		Project Total					\$667,042.00	\$667,042.00	\$0.00
	4	Public Services-Youth Services	3458	ADOLESCENT HEALTH SERVICES PROGRAM	Completed	CDBG	\$59,922.43	\$59,922.43	\$0.00
3459			CITY ADOLESCENT HEALTH SERVICES	Completed	CDBG	\$152,573.41	\$152,573.41	\$0.00	
	Project Total					\$212,495.84	\$212,495.84	\$0.00	
5	Public Services-Clinical Health Services-Youth	3460	AIDS EARLY INTV./CASE MANAGEMENT(YOUTH)	Completed	CDBG	\$88,000.00	\$88,000.00	\$0.00	
		3461	HOSPICE/RESPIRE CARE FOR CHILDREN W/AIDS	Completed	CDBG	\$39,000.00	\$39,000.00	\$0.00	
		3462	CLINCIAL DENTAL CARE PROGRAM	Completed	CDBG	\$200,000.00	\$200,000.00	\$0.00	
	Project Total					\$327,000.00	\$327,000.00	\$0.00	
6	Public Services-Clinical Health Services-Youth	3463	ADOLESCENT SUBSTANCE ABUSE-INPATIENT	Completed	CDBG	\$65,000.00	\$65,000.00	\$0.00	
		3464	ADOLESCENT SUBSTANCE ABUSE-OUTPATIENT	Completed	CDBG	\$25,000.00	\$25,000.00	\$0.00	
	Project Total					\$90,000.00	\$90,000.00	\$0.00	
7	Public Services-Clinical Health Services-Non-Youth	3465	AIDS EARLY INTV/CASE MGMT/DAY CARE ADULT	Completed	CDBG	\$111,312.00	\$111,312.00	\$0.00	
		3466	AIDS EDUCA/LOW INCOME INDIVIDUAL PROGRAM	Completed	CDBG	\$78,849.00	\$78,849.00	\$0.00	
		3467	ADULT SUBSTANCE ABUSE	Completed	CDBG	\$46,755.00	\$46,755.00	\$0.00	
		3468	AFRICAN AMERICAN DIABETES	Completed	CDBG	\$50,000.00	\$50,000.00	\$0.00	
	Project Total					\$286,916.00	\$286,916.00	\$0.00	
8	Public Services-Senior Services	3469	CITY GERIATRIC & CRISIS INTV.	Completed	CDBG	\$84,349.00	\$84,349.00	\$0.00	
		3470	CITY OFFICE OF SENIOR AFFAIRS	Completed	CDBG	\$111,175.14	\$111,175.14	\$0.00	
		3471	SENIOR SERVICES PROGRAM	Completed	CDBG	\$61,000.00	\$61,000.00	\$0.00	

U.S. Department of Housing and Urban Development
 Office of Community Planning and Development
 Integrated Disbursement and Information System
 List of Activities By Program Year And Project
 DALLAS, TX

Funding Agency: DALLAS

Plan Year	IDIS Project	Project	IDIS Activity ID	Activity Name	Activity Status	Program	Funded Amount	Draw Amount	Balance
1998	8	Project Total					\$256,524.14	\$256,524.14	\$0.00
	9	Public Services-Homeless/Temporary Housing	3472	TEMPORARY EMERGENCY HOUSING	Completed	CDBG	\$50,000.00	\$50,000.00	\$0.00
		Project Total					\$50,000.00	\$50,000.00	\$0.00
	10	Public Services-Other-Youth	3477	YOUTH JOB TRAINIG PROGRAM	Completed	CDBG	\$60,000.00	\$60,000.00	\$0.00
			3478	YOUTH-RELATED SOCIAL SERVICES	Completed	CDBG	\$29,250.00	\$29,250.00	\$0.00
			3479	TEEN VIOLENCE-VICTIM OUTREACH	Completed	CDBG	\$35,000.00	\$35,000.00	\$0.00
			3480	ENGLISH LANGUAGE TUTORING PROGRAM	Completed	CDBG	\$20,156.76	\$20,156.76	\$0.00
		Project Total					\$144,406.76	\$144,406.76	\$0.00
	11	Public Services-Other-Non-Youth	3481	DOMESTIC VIOLENCE	Completed	CDBG	\$46,000.00	\$46,000.00	\$0.00
			3482	PARENTING & EARLY CHILDHOOD DEVELOPMENT	Completed	CDBG	\$24,996.09	\$24,996.09	\$0.00
			3483	INCARCERATION SUPPORT SERVICES	Completed	CDBG	\$38,710.00	\$38,710.00	\$0.00
		Project Total					\$109,706.09	\$109,706.09	\$0.00
	12	Public Services-Other-Non-Youth	3484	DEDICATED SAFE II EXP. INSP. SUP.-POLICE	Completed	CDBG	\$233,364.46	\$233,364.46	\$0.00
			3485	NEIGHBORHOOD ANTI-DRUG PROGRAM	Completed	CDBG	\$30,000.00	\$30,000.00	\$0.00
		Project Total					\$263,364.46	\$263,364.46	\$0.00
	14	Housing-Legal Commitments/Mandates	3490	WALKER-CODE ENFORCEMENT ADDED	Completed	CDBG	\$137,232.00	\$137,232.00	\$0.00
			3491	WALKER-CODE ENFRMNT/CASE WORKER-FAMILY	Completed	CDBG	\$26,900.00	\$26,900.00	\$0.00
			3492	WALKER-CODE ENFORCEMENT/CASE WORKER-WEST	Completed	CDBG	\$26,900.00	\$26,900.00	\$0.00
		Project Total					\$191,032.00	\$191,032.00	\$0.00
	15	Housing-Legal Commitments/Mandates	3493	RENTAL HOUSING PRESERVATION	Completed	CDBG	\$1,150,000.00	\$1,150,000.00	\$0.00
		Project Total					\$1,150,000.00	\$1,150,000.00	\$0.00
	16	HOUSING-FIRST TIME HOMEBUYER PROGRAMS	3494	MORTGAGE ASSISTANCE	Completed	CDBG	\$53,671.00	\$53,671.00	\$0.00
			3495	UPFRONT COST ASSISTANCE	Completed	CDBG	\$224,240.00	\$224,240.00	\$0.00
			3496	UCAP-FREDDIE MAC	Completed	CDBG	\$250,000.00	\$250,000.00	\$0.00
			3497	LEGAL SVCS FOR AFFORDABLE HOUSING	Canceled	CDBG	\$0.00	\$0.00	\$0.00
			3498	HOME-MORTGAGE ASSISTANCE PROGRAM	Canceled	CDBG	\$0.00	\$0.00	\$0.00
			3499	HOME-UPFRONT COST ASSISTANCE	Canceled	CDBG	\$0.00	\$0.00	\$0.00
			3586	TRIAL TEST	Canceled	CDBG	\$0.00	\$0.00	\$0.00
			3853	4738 FAIRMOUNT STREET	Completed	CDBG	\$0.00	\$0.00	\$0.00
			3871	9611 LARGA	Completed	CDBG	\$0.00	\$0.00	\$0.00
			3873	9260 TEAGARDEN RD.	Completed	CDBG	\$0.00	\$0.00	\$0.00
			4014	2215 HIGHWOOD DR.	Canceled	CDBG	\$0.00	\$0.00	\$0.00
			4015	9515 CRESTSHIRE DR.	Canceled	CDBG	\$0.00	\$0.00	\$0.00
			4016	6625 OLETA DR.	Canceled	CDBG	\$0.00	\$0.00	\$0.00
			4018	4240 CARL STREET	Open	CDBG	\$0.00	\$0.00	\$0.00
			4019	2743 SEARCY DRIVE	Canceled	CDBG	\$0.00	\$0.00	\$0.00
			4103	9421 TIMBERBLUFF ROAD	Open	CDBG	\$0.00	\$0.00	\$0.00

U.S. Department of Housing and Urban Development
 Office of Community Planning and Development
 Integrated Disbursement and Information System
 List of Activities By Program Year And Project
 DALLAS, TX

Funding Agency: DALLAS

Plan Year	IDIS Project	Project	IDIS Activity ID	Activity Name	Activity Status	Program	Funded Amount	Draw Amount	Balance
1998	16	Project Total					\$527,911.00	\$527,911.00	\$0.00
	18	HOUSING-HOUSING DEVELOPMENT SUPPORT	3501	HOUSING DEVELOPMENT SUPPORT	Completed	CDBG	\$968,137.00	\$968,137.00	\$0.00
		Project Total					\$968,137.00	\$968,137.00	\$0.00
	19	HOUSING-CHDO PROJECTS	3502	98-CHDO PROJECTS	Canceled	CDBG	\$0.00	\$0.00	\$0.00
			4268	OPERATION RELIEF CENTER	Canceled	CDBG	\$0.00	\$0.00	\$0.00
		Project Total					\$0.00	\$0.00	\$0.00
	20	HOUSING-HOME PROGRAM ADMINISTRATION	4070	HILP CITY WIDE-TEDEX COMPANY	Canceled	CDBG	\$0.00	\$0.00	\$0.00
		Project Total					\$0.00	\$0.00	\$0.00
	21	Housing-Homeowner Repair	3504	VOLUNTEERS IN PLUMBING	Completed	CDBG	\$30,000.00	\$30,000.00	\$0.00
			3505	HOME IMPROVEMENT LOANS - FREDDIE MAC	Canceled	CDBG	\$0.00	\$0.00	\$0.00
			3506	HOME IMPROVE PROGRAM-CITYWIDE	Completed	CDBG	\$1,050,000.00	\$1,050,000.00	\$0.00
			3507	HOUSING ASSISTANCE SUPPORT	Completed	CDBG	\$1,192,251.00	\$1,192,251.00	\$0.00
			3508	MINOR HOME REPAIR - CITYWIDE	Completed	CDBG	\$1,092,510.00	\$1,092,510.00	\$0.00
			3509	MHR-SO. DALLAS/FAIR PARK	Completed	CDBG	\$100,000.00	\$100,000.00	\$0.00
			3510	PEOPLE HELPING PEOPLE	Completed	CDBG	\$639,854.00	\$639,854.00	\$0.00
			3511	SHARE PROGRAM CD8 7514	Completed	CDBG	\$297,500.00	\$297,500.00	\$0.00
			3512	HOME-HOME IMPROVEMENT PROGRAM-CITYWIDE	Canceled	CDBG	\$0.00	\$0.00	\$0.00
		Project Total					\$4,402,115.00	\$4,402,115.00	\$0.00
	22	Housing-Other Housing/Neighborhood Revitalization	3513	DEDICATED SAFE II EXP. CODE INSPECTION	Completed	CDBG	\$403,507.63	\$403,507.63	\$0.00
			3514	HISTORIC FACADE IMPROVEMENTS	Completed	CDBG	\$25,000.00	\$25,000.00	\$0.00
		Project Total					\$428,507.63	\$428,507.63	\$0.00
	23	Economic Development-Business Loans	3517	SO. DALLAS ECO. DEV. LOAN RESV.(SDDC)	Completed	CDBG	\$350,410.00	\$350,410.00	\$0.00
			4263	TOWNVIEW CENTER PROJECT R98	Canceled	CDBG	\$0.00	\$0.00	\$0.00
		Project Total					\$350,410.00	\$350,410.00	\$0.00
	24	Economic Development-Technical Assistance	3518	DOWNTOWN-OAK CLIFF REVITALIZATION	Completed	CDBG	\$49,315.20	\$49,315.20	\$0.00
			3519	EZ/EC EMPOWERMENT PROGRAM (BAC)	Completed	CDBG	\$288,837.80	\$288,837.80	\$0.00
			3520	SO DALLAS ECO DEV PRG.-PROF./TECH (SDDC)	Completed	CDBG	\$31,237.07	\$31,237.07	\$0.00
			3521	MARTIN L. KING, JR BLVD. REVITALIZATION	Completed	CDBG	\$49,519.21	\$49,519.21	\$0.00
			3522	MAPLE AVE REVITALIZATION	Completed	CDBG	\$44,529.57	\$44,529.57	\$0.00
			3523	SO. DALLAS ECO. DEV. PRG. ADMIN. (SDDC)	Completed	CDBG	\$100,000.00	\$100,000.00	\$0.00
		Project Total					\$563,438.85	\$563,438.85	\$0.00
	25	Public Improvements-City Facilities	3524	M.L.K., JR. LIBRARY-ROOF REPLACEMENT	Completed	CDBG	\$117,740.24	\$117,740.24	\$0.00
			3525	ARLINGTON PARK-SITE IMPROVEMENTS	Completed	CDBG	\$41,491.71	\$41,491.71	\$0.00
			3526	BISBEE PARK-DESIGN/TRAIL CONSTRUCTION	Completed	CDBG	\$166,308.72	\$166,308.72	\$0.00
			3527	COTTONWOOD TRAIL-DESIGN	Completed	CDBG	\$99,806.00	\$99,806.00	\$0.00
			3528	CUMMINGS PARK-ATHLETIC FIELD	Completed	CDBG	\$200,000.00	\$200,000.00	\$0.00

U.S. Department of Housing and Urban Development
 Office of Community Planning and Development
 Integrated Disbursement and Information System
 List of Activities By Program Year And Project
 DALLAS, TX

Funding Agency: DALLAS

Plan Year	IDIS Project	Project	IDIS Activity ID	Activity Name	Activity Status	Program	Funded Amount	Draw Amount	Balance		
1998	25	Public Improvements-City Facilities	3529	EXALL PARK-SITE IMPROVEMENTS	Completed	CDBG	\$221,416.80	\$221,416.80	\$0.00		
			3530	EXLINE REC CTR -BLEACHERS & ATHL FIELD	Completed	CDBG	\$243,002.75	\$243,002.75	\$0.00		
			3531	FIRESIDE REC CTR - IMPROVEMENTS	Completed	CDBG	\$387,899.30	\$387,899.30	\$0.00		
			3532	KLEBERG/RYLIE PARK - PARKING LOT	Completed	CDBG	\$37,939.06	\$37,939.06	\$0.00		
			3533	K.B. POLK REC CTR - BLEACHERS	Completed	CDBG	\$32,720.04	\$32,720.04	\$0.00		
			3534	OLD EAST DALLAS WORK YARD - PLAYGROUND	Completed	CDBG	\$79,500.00	\$79,500.00	\$0.00		
			3535	TIPTON PARK - SITE IMPROVEMENTS	Completed	CDBG	\$85,654.56	\$85,654.56	\$0.00		
			3536	TOMMIE ALLEN PARK - ATHL FIELD IMPV.	Canceled	CDBG	\$0.00	\$0.00	\$0.00		
			3537	PUEBLO/BATAAN- SITE IMPROVEMENTS	Completed	CDBG	\$24,841.00	\$24,841.00	\$0.00		
			3538	EMORY PARK - SITE IMPROVEMENTS	Completed	CDBG	\$24,873.26	\$24,873.26	\$0.00		
			3539	ARCADIA PARK REC CTR - IMPROVEMENTS	Completed	CDBG	\$45,000.00	\$45,000.00	\$0.00		
			3540	LINDSLEY PARK - TRASH RECEPTACLES	Completed	CDBG	\$2,000.00	\$2,000.00	\$0.00		
			3541	GATEWAY PARK - ATHLETIC FIELD LIGHTING	Completed	CDBG	\$260,000.00	\$260,000.00	\$0.00		
			Project Total							\$2,070,193.44	\$2,070,193.44
	26	Public Improvements-City Infrastructure	3542	NEIGHBORHOOD STREET PETITION PROGRAM		Completed	CDBG	\$52,368.14	\$52,368.14	\$0.00	
				Project Total							\$52,368.14
	27	Public Improvements-City Infrastructure	3543	CADILLAC HEIGHTS-MASTERPLAN/CONSTRUCTION		Completed	CDBG	\$119,999.00	\$119,999.00	\$0.00	
				3544	DAVIS/BISHOP-CONSTRUCTION PHASE 1		Completed	CDBG	\$499,998.46	\$499,998.46	\$0.00
	Project Total							\$619,997.46	\$619,997.46	\$0.00	
	28	PUBLIC IMPROVEMENTS-NON-PROFIT	3545	HONEY SPRINGS CEMETARY		Completed	CDBG	\$59,083.20	\$59,083.20	\$0.00	
				4274	HOME IMPROVEMENT LOAN		Open	CDBG	\$0.00	\$0.00	\$0.00
	Project Total							\$59,083.20	\$59,083.20	\$0.00	
	29	Fair Housing-Fair Housing/Planning Oversight	3546	WALKER-FAIR HOUSING ENFORCEMENT-ADDED		Completed	CDBG	\$463,946.43	\$463,946.43	\$0.00	
				3547	WALKER-FAIR HOUSING ENF. - CONT. FUNDING		Completed	CDBG	\$160,200.71	\$160,200.71	\$0.00
				3548	WALKER-HOUSING COMPLIANCE ACTIVITIES		Completed	CDBG	\$90,553.70	\$90,553.70	\$0.00
				3549	WALKER-RENT OPTION		Completed	CDBG	\$71,399.88	\$71,399.88	\$0.00
	Project Total							\$786,100.72	\$786,100.72	\$0.00	
	30	Planning/Program Oversight	3550	COMPLIANCE AND EVALUATION PROGRAM		Completed	CDBG	\$233,531.34	\$233,531.34	\$0.00	
				3551	CITIZEN PARTICIPATION/CDC SUPPORT		Completed	CDBG	\$112,066.42	\$112,066.42	\$0.00
				3552	CONSOLIDATED PLAN (HUD PRG) OVERSIGHT		Completed	CDBG	\$343,865.70	\$343,865.70	\$0.00
				3553	HEALTH CONTRACT MONITORING		Completed	CDBG	\$220,293.00	\$220,293.00	\$0.00
				3554	HOUSING MANAGEMENT SUPPORT SERVICES		Completed	CDBG	\$527,994.00	\$527,994.00	\$0.00
				3555	LAKE CLIFF PARK-DRAINAGE IMPV. STUDY		Completed	CDBG	\$49,590.00	\$49,590.00	\$0.00
				3556	ESG-ADMINISTRATION		Open	CDBG	\$0.00	\$0.00	\$0.00
				3557	HOPWA-PROGRAM ADMIN./DALLAS COUNTY		Open	CDBG	\$0.00	\$0.00	\$0.00
3558				HOPWA-AIDS SERVICES NEEDS ASSESSMENT		Open	CDBG	\$0.00	\$0.00	\$0.00	
Project Total							\$1,487,340.46	\$1,487,340.46	\$0.00		

U.S. Department of Housing and Urban Development
 Office of Community Planning and Development
 Integrated Disbursement and Information System
 List of Activities By Program Year And Project
 DALLAS, TX

Funding Agency: DALLAS

Plan Year	IDIS Project	Project	IDIS Activity ID	Activity Name	Activity Status	Program	Funded Amount	Draw Amount	Balance
1998	31	Planning/Program Oversight Administration	3559	HISTORIC PRESERVATION REVIEWS/MITIGATION	Canceled	CDBG	\$0.00	\$0.00	\$0.00
		Project Total					\$0.00	\$0.00	\$0.00
	32	Section 108 Debt Service	3560	SECTION 108 DEBT SERVICE	Completed	CDBG	\$3,381,777.00	\$3,381,777.00	\$0.00
		Project Total					\$3,381,777.00	\$3,381,777.00	\$0.00
	33	REPROGRAMMING #1	3580	HOUSING-HOME IMPROVEMENT PROG.-CITYWIDE	Completed	CDBG	\$125,000.00	\$125,000.00	\$0.00
			3581	HOUSING-MINOR HOME REPAIR-CITYWIDE	Completed	CDBG	\$125,000.00	\$125,000.00	\$0.00
		Project Total					\$250,000.00	\$250,000.00	\$0.00
	34	REPROGRAMMING #1	3582	HOUSING-MORTGAGE ASSISTANCE PROGRAM	Completed	CDBG	\$125,000.00	\$125,000.00	\$0.00
			3583	HOUSING-UPFRONT COST ASSISTANCE PROGRAM	Completed	CDBG	\$125,000.00	\$125,000.00	\$0.00
		Project Total					\$250,000.00	\$250,000.00	\$0.00
		Program Total				CDBG	\$20,471,162.00	\$20,471,162.00	\$0.00
		1998 Total					\$20,471,162.00	\$20,471,162.00	\$0.00
1999	3	PUBLIC SERVICES-YOUTH SERVICES/CULTURAL	4118	AFRICAN AMERICAN MUSEUM CD9	Completed	CDBG	\$50,000.00	\$50,000.00	\$0.00
			4119	AFTERSCHOOL PROGRAMS CD9	Completed	CDBG	\$424,764.63	\$424,764.63	\$0.00
			4120	SEND A KID TO CAMP CD9	Completed	CDBG	\$44,297.13	\$44,297.13	\$0.00
			4121	SUMMER YOUTH PROGRAM CD9	Completed	CDBG	\$43,354.00	\$43,354.00	\$0.00
		Project Total					\$562,415.76	\$562,415.76	\$0.00
	4	PUBLIC SERVICES-YOUTH SERVICES/AFTERSCHOOL	4122	ADOLESCENT GANG INTERVENTION PROGRAM CD9	Completed	CDBG	\$100,000.00	\$100,000.00	\$0.00
			4123	YOUTH & FAMILY SUPPORT SERVICES	Canceled	CDBG	\$0.00	\$0.00	\$0.00
		Project Total					\$100,000.00	\$100,000.00	\$0.00
	5	PUBLIC SERVICES-YOUTH SERVICES/CHILD CARE	4124	CHILD CARE SERVICES CD9	Completed	CDBG	\$227,850.00	\$227,850.00	\$0.00
			4125	CITY CHILD CARE SERVICES CD9	Completed	CDBG	\$433,640.00	\$433,640.00	\$0.00
			4126	GANG INTERVENTION/PREVENTION RANCH CD9	Completed	CDBG	\$50,000.00	\$50,000.00	\$0.00
			4127	PARENTING & EARLY CHILDHOOD DEVELOP CD9	Completed	CDBG	\$24,999.99	\$24,999.99	\$0.00
		Project Total					\$736,489.99	\$736,489.99	\$0.00
	6	PUBLIC SERVICES-YOUTH SERVICES/ADOLESCENT HEALTH	4128	ADOLESCENT HEALTH SERVICES CD9	Completed	CDBG	\$60,000.00	\$60,000.00	\$0.00
			4129	CITY ADOLESCENT HEALTH SERVICES CD9	Completed	CDBG	\$135,407.12	\$135,407.12	\$0.00
			4130	AIDS EARLY INTER/CASE MGT YOUTH CD9 9125	Completed	CDBG	\$88,000.00	\$88,000.00	\$0.00
			4131	HOSPICE/RESPIRE CARE FOR CHILD W/ AIDS	Completed	CDBG	\$39,000.00	\$39,000.00	\$0.00
			4132	CLINICAL DENTAL CARE PROGRAM CD9	Completed	CDBG	\$200,000.00	\$200,000.00	\$0.00
		Project Total					\$522,407.12	\$522,407.12	\$0.00
	7	PUBLIC SERVICES-CLINICAL HEALTH SERVICES-YOUTH	4133	ADOLESCENT SUBSTANCE ABUSE-INPATIENT CD9	Completed	CDBG	\$65,000.00	\$65,000.00	\$0.00
			4134	ADOLESCENT SUBSTANCE ABUSE OUTPATENT CD9	Completed	CDBG	\$25,000.00	\$25,000.00	\$0.00
		Project Total					\$90,000.00	\$90,000.00	\$0.00

U.S. Department of Housing and Urban Development
 Office of Community Planning and Development
 Integrated Disbursement and Information System
 List of Activities By Program Year And Project
 DALLAS, TX

Funding Agency: DALLAS

Plan Year	IDIS Project	Project	IDIS Activity ID	Activity Name	Activity Status	Program	Funded Amount	Draw Amount	Balance
1999	8	PUBLIC SERVICES-CLINICAL HEALTH SERVICES-NON-YOUTH	4135	AIDS EARLY INTER/CASE MGT ADULT CD9	Completed	CDBG	\$113,000.00	\$113,000.00	\$0.00
			4136	ADULT SUBSTANCE ABUSE CD9	Completed	CDBG	\$50,000.00	\$50,000.00	\$0.00
			4137	AFRICAN AMERICAN DIABETES CD9	Completed	CDBG	\$50,000.00	\$50,000.00	\$0.00
			Project Total				\$213,000.00	\$213,000.00	\$0.00
	9	PUBLIC SERVICES-SENIOR SERVICES	4138	CITY GERIATRIC & CRISIS INTERVENTION CD9	Completed	CDBG	\$78,828.27	\$78,828.27	\$0.00
			4139	CITY OFFICE OF SENIOR AFFAIRS CD9	Completed	CDBG	\$108,274.66	\$108,274.66	\$0.00
			4140	SENIOR SERVICES PROGRAM CD9	Completed	CDBG	\$77,962.71	\$77,962.71	\$0.00
			Project Total				\$265,065.64	\$265,065.64	\$0.00
	10	PUBLIC SERVICES-HOMELESS/TEMPORARY HOUSING	4141	DAY RESOURCE CENTER SERVICIES ES9	Completed	CDBG	\$0.00	\$0.00	\$0.00
			4143	MLK COMMUNITY CENTER ES9	Completed	CDBG	\$0.00	\$0.00	\$0.00
			4144	WEST DALLAS COMMUNITY CENTER ES9	Completed	CDBG	\$0.00	\$0.00	\$0.00
			Project Total				\$0.00	\$0.00	\$0.00
	11	PUBLIC SERVICES-HOMELESS/TEMPORARY HOUSING/EMERGENCY	4145	TEMPORARY EMERGENCY HOUSING CD9	Completed	CDBG	\$49,999.79	\$49,999.79	\$0.00
		Project Total					\$49,999.79	\$49,999.79	\$0.00
	12	OTHER PUBLIC SERVICES-YOUTH/TRAINING & EDUCATION	4146	YOUTH JOB TRAINING PROGRAM CD9 9148	Completed	CDBG	\$60,000.00	\$60,000.00	\$0.00
			4147	YOUTH RELATED SOCIAL SERVICES CD9	Completed	CDBG	\$29,250.00	\$29,250.00	\$0.00
			4148	TEEN VIOLENCE - VICTIM OUTREACH CD9	Completed	CDBG	\$35,000.00	\$35,000.00	\$0.00
			4149	ENGLISH LANGUAGE TUTORING PROGRAM CD9	Completed	CDBG	\$64,387.80	\$64,387.80	\$0.00
			Project Total				\$188,637.80	\$188,637.80	\$0.00
	13	OTHER PUBLIC SERVICES-NON-YOUTH/INCARCERATION	4150	INCARCENATION SUPPORT SERVICES CD9	Completed	CDBG	\$40,923.50	\$40,923.50	\$0.00
		Project Total					\$40,923.50	\$40,923.50	\$0.00
14	OTHER PUBLIC SERVICES-NON-YOUTH/DOMESTIC VIOLENCE	4151	DOMESTIC VIOLENCE CD9	Completed	CDBG	\$46,000.00	\$46,000.00	\$0.00	
		4708	HOUSING FACILITIES OPERATIONS	Open	CDBG	\$0.00	\$0.00	\$0.00	
		Project Total				\$46,000.00	\$46,000.00	\$0.00	
15	OTHER PUBLIC SERVICES-NON-YOUTH/EMPLOYMENT	4152	EMPLOYMENT ASSISTANCE PROGRAM E DALLAS	Completed	CDBG	\$25,836.00	\$25,836.00	\$0.00	
	Project Total					\$25,836.00	\$25,836.00	\$0.00	
16	OTHER PUBLIC SERVICES-NON-YOUTH/NEIGHBORHOOD DRUG	4153	NEIGHBORHOOD ANTI-DRUG PROGRAM CD9	Completed	CDBG	\$30,000.00	\$30,000.00	\$0.00	
		4154	DEDICATED SAFE II EXPAND INSPECTION POL	Completed	CDBG	\$218,431.72	\$218,431.72	\$0.00	
		Project Total				\$248,431.72	\$248,431.72	\$0.00	
20	HOUSING-LEGAL COMMITMENTS	4158	RELOCATION CD9	Completed	CDBG	\$199,999.93	\$199,999.93	\$0.00	
	Project Total					\$199,999.93	\$199,999.93	\$0.00	
21	HOUSING-LEGAL COMMITMENTS	4159	RENTAL HOUSING PRESERVATION CD9	Completed	CDBG	\$750,000.00	\$750,000.00	\$0.00	
	Project Total					\$750,000.00	\$750,000.00	\$0.00	

U.S. Department of Housing and Urban Development
 Office of Community Planning and Development
 Integrated Disbursement and Information System
 List of Activities By Program Year And Project
 DALLAS, TX

Funding Agency: DALLAS

Plan Year	IDIS Project	Project	IDIS Activity ID	Activity Name	Activity Status	Program	Funded Amount	Draw Amount	Balance
1999	22	HOUSING-HOMEOWNERSHIP/AFFORDABLE HOUSING	4160	LEGAL SERVICES FOR AFFORDABLE HOUSING C9	Canceled	CDBG	\$0.00	\$0.00	\$0.00
		Project Total					\$0.00	\$0.00	\$0.00
	23	HOUSING-HOMEOWNERSHIP/MORTGAGE ASSISTANCE	4161	MORTGAGE ASSISTANCE CD9	Completed	CDBG	\$627,910.42	\$627,910.42	\$0.00
			4308	2727 ROLINDA DRIVE	Open	CDBG	\$0.00	\$0.00	\$0.00
			4356	2444 SUMMIT LANE	Canceled	CDBG	\$0.00	\$0.00	\$0.00
			4449	9234 HOMEPLACE DR.	Completed	CDBG	\$0.00	\$0.00	\$0.00
			4469	10435 LAS BRISAS	Completed	CDBG	\$0.00	\$0.00	\$0.00
		Project Total					\$627,910.42	\$627,910.42	\$0.00
	24	HOUSING-HOMEOWNERSHIP/HOME/CHDO	4568	CHDO OPERATING EXPENSE	Canceled	CDBG	\$0.00	\$0.00	\$0.00
			4621	OPERATION RELIEF - POINTE APARTMET	Canceled	CDBG	\$0.00	\$0.00	\$0.00
			4623	TRINITY UNION PROJECT	Canceled	CDBG	\$0.00	\$0.00	\$0.00
			4625	SOUTHFAIR CDC-50 UNION PROJECT	Canceled	CDBG	\$0.00	\$0.00	\$0.00
			4626	SOUTHFAIR: AYA SENIOR APARTMENT VILLAGE	Canceled	CDBG	\$0.00	\$0.00	\$0.00
			4627	SDFAIRPK/INNERCITY CDC	Canceled	CDBG	\$0.00	\$0.00	\$0.00
		Project Total					\$0.00	\$0.00	\$0.00
	25	HOUSING-HOMEOWNERSHIP/HOME/CHDO	4162	HOUSING DEVELOPMENT ASSISTANCE CD9	Canceled	CDBG	\$0.00	\$0.00	\$0.00
		Project Total					\$0.00	\$0.00	\$0.00
	26	HOUSING-HOMEOWNERSHIP/DEVELOPMENT SUPPORT	4164	HOME PROGRAM ADMINISTRATION HM9	Canceled	CDBG	\$0.00	\$0.00	\$0.00
			4219	HOUSING DEVELOPMENT SUPPORT CD9	Completed	CDBG	\$932,399.43	\$932,399.43	\$0.00
		Project Total					\$932,399.43	\$932,399.43	\$0.00
	27	HOUSING-HOMEOWNERSHIP/ADMIN.	4165	VOLUNTEERS IN PLUMBING CD9	Canceled	CDBG	\$0.00	\$0.00	\$0.00
			4166	HOME REPAIR PROGRAM CD9	Canceled	CDBG	\$0.00	\$0.00	\$0.00
			4167	HOUSING ASSISTANCE SUPPORT CD9	Canceled	CDBG	\$0.00	\$0.00	\$0.00
			4168	HOME REPAIR SOUTH DALLAS/FAIR PARK CD9	Canceled	CDBG	\$0.00	\$0.00	\$0.00
			4169	PEOPLE HELPING PEOPLE CD9	Canceled	CDBG	\$0.00	\$0.00	\$0.00
			4170	SUBSTANDARD HOUSING ASSSITANCE REPAIR CD	Canceled	CDBG	\$0.00	\$0.00	\$0.00
			4171	DALLAS YOUTH SERVICES CORPS CD9	Canceled	CDBG	\$0.00	\$0.00	\$0.00
		Project Total					\$0.00	\$0.00	\$0.00
	28	HOME- HOMEOWNER REPAIR	4172	DEDICATED SAFE II CODE INSPECTION CD9	Canceled	CDBG	\$0.00	\$0.00	\$0.00
			4221	VOLUNTEERS IN PLUMBING	Completed	CDBG	\$30,000.00	\$30,000.00	\$0.00
			4222	HOME REPAIR PROGRAM CD9 9153	Completed	CDBG	\$2,587,031.00	\$2,587,031.00	\$0.00
			4223	HOUSING ASSISTANCE SUPPORT CD9	Completed	CDBG	\$1,136,700.40	\$1,136,700.40	\$0.00
			4224	HOME REPAIR SOUTH DALLAS/FAIR PARK CD9	Completed	CDBG	\$99,829.10	\$99,829.10	\$0.00
			4225	PEOPLE HELPING PEOPLE CD9	Completed	CDBG	\$637,278.00	\$637,278.00	\$0.00
			4226	SUBSTANDARD HOUSING ASSISTANCE REPAIR C9 9164	Completed	CDBG	\$274,267.80	\$274,267.80	\$0.00
			4227	DALLAS YOUTH SERVICE CORPS CD9	Completed	CDBG	\$99,879.18	\$99,879.18	\$0.00

U.S. Department of Housing and Urban Development
 Office of Community Planning and Development
 Integrated Disbursement and Information System
 List of Activities By Program Year And Project
 DALLAS, TX

Funding Agency: DALLAS

Plan Year	IDIS Project	Project	IDIS Activity ID	Activity Name	Activity Status	Program	Funded Amount	Draw Amount	Balance
1999	28	HOME- HOMEOWNER REPAIR	4272	HOME IMPROVEMENT LOAN REPLACEMENT HOUSIN	Open	CDBG	\$0.00	\$0.00	\$0.00
			4614	HOME REPAIR PROGRAM	Canceled	CDBG	\$0.00	\$0.00	\$0.00
			4618	HOME REPAIR PROGRAM-REPLACEMENT HOUSING	Canceled	CDBG	\$0.00	\$0.00	\$0.00
			5372	3914 BERTRAND	Open	CDBG	\$0.00	\$0.00	\$0.00
			5440	2002 HARRELL	Canceled	CDBG	\$0.00	\$0.00	\$0.00
			5445	2519 CREST AVENUE	Canceled	CDBG	\$0.00	\$0.00	\$0.00
			5451	2519 CREST AVENUE	Canceled	CDBG	\$0.00	\$0.00	\$0.00
			5461	3914 BETRAND AVE	Canceled	CDBG	\$0.00	\$0.00	\$0.00
			5525	3247 CULVER STREET	Canceled	CDBG	\$0.00	\$0.00	\$0.00
			5651	605 N MOORE STREET	Canceled	CDBG	\$0.00	\$0.00	\$0.00
			5652	FREEMAN SMITH	Canceled	CDBG	\$0.00	\$0.00	\$0.00
			5821	4220 AZTEC	Canceled	CDBG	\$0.00	\$0.00	\$0.00
			5822	1510 CLAUDE ST	Canceled	CDBG	\$0.00	\$0.00	\$0.00
			5823	4603 FRANK ST.	Canceled	CDBG	\$0.00	\$0.00	\$0.00
			5824	3214 GOLDSPIER DR.	Canceled	CDBG	\$0.00	\$0.00	\$0.00
			5825	1514 MORRELL AVENUE	Canceled	CDBG	\$0.00	\$0.00	\$0.00
			6137	4323 JAMAICA ST.	Canceled	CDBG	\$0.00	\$0.00	\$0.00
		Project Total					\$4,864,985.48	\$4,864,985.48	\$0.00
	29	HOUSING-OTHER HOUSING/SAFE II	4173	TENANT BASED RENTAL ASSISTANCE HM9	Canceled	CDBG	\$0.00	\$0.00	\$0.00
			4228	DEDICATED SAFE II EXPAND CODE INSP CD9	Completed	CDBG	\$402,386.27	\$402,386.27	\$0.00
			5522	318 AVENUE G	Canceled	CDBG	\$0.00	\$0.00	\$0.00
			6302	2936 PENNSYLVANIA AVE.	Canceled	CDBG	\$0.00	\$0.00	\$0.00
		Project Total					\$402,386.27	\$402,386.27	\$0.00
	30	HOUSING-OTHER HOUSING/RENTAL ASSISTANCE	4174	HOPWA HOUSING ACQUISITION/CONSTRUCT HW9	Canceled	CDBG	\$0.00	\$0.00	\$0.00
		Project Total					\$0.00	\$0.00	\$0.00
	31	HOUSING-OTHER HOUSING/HOPWA	4175	SOUTHERN DALLAS ECO DEV LOAN RESERVE CD9	Canceled	CDBG	\$0.00	\$0.00	\$0.00
		Project Total					\$0.00	\$0.00	\$0.00
	32	ECONOMIC DEVELOPMENT/BUSINESS LOANS	4176	ENTERPRISE ZONE/ECO EMPOWERMENT BAC CD9	Canceled	CDBG	\$0.00	\$0.00	\$0.00
			4177	SOUTHERN DALLAS ECO DEL PROF/TECH CD9	Canceled	CDBG	\$0.00	\$0.00	\$0.00
			4178	SOUTHERN DALLAS ECO DEVEL ADMIN CD9	Canceled	CDBG	\$0.00	\$0.00	\$0.00
			4231	SOUTHERN DAL ECO DEV LOAN RESERVE CD9	Canceled	CDBG	\$0.00	\$0.00	\$0.00
			4728	TEXAS POWDER COATING	Completed	CDBG	\$300,000.00	\$300,000.00	\$0.00
			4729	AZTECA ENTERPRISES INC	Open	CDBG	\$0.00	\$0.00	\$0.00
			4730	84 HUDSON, INC	Open	CDBG	\$0.00	\$0.00	\$0.00
			4731	R & R FINE FURNITURE	Open	CDBG	\$0.00	\$0.00	\$0.00
			4732	SOUTH TEXAS MEDICAL CENTER	Completed	CDBG	\$150,000.00	\$150,000.00	\$0.00
			4733	ADVANCED TECHNOLOGICAL SOLUTIONS SOUTH	Completed	CDBG	\$175,000.00	\$175,000.00	\$0.00

U.S. Department of Housing and Urban Development
 Office of Community Planning and Development
 Integrated Disbursement and Information System
 List of Activities By Program Year And Project
 DALLAS, TX

Funding Agency: DALLAS

Plan Year	IDIS Project	Project	IDIS Activity ID	Activity Name	Activity Status	Program	Funded Amount	Draw Amount	Balance		
1999	32	ECONOMIC DEVELOPMENT/BUSINESS LOANS	4734	SAN MARCOS DISTRIBUTORS	Completed	CDBG	\$50,000.00	\$50,000.00	\$0.00		
			4735	REPLICA, LLC	Completed	CDBG	\$65,000.00	\$65,000.00	\$0.00		
			4736	ACCURATE WASTE CONTROL, INC	Completed	CDBG	\$100,000.00	\$100,000.00	\$0.00		
			4737	CHS SERVICES, INC	Completed	CDBG	\$75,000.00	\$75,000.00	\$0.00		
			4834	THE COOKIE COMPANY	Completed	CDBG	\$75,000.00	\$75,000.00	\$0.00		
			5638	ON TARGET SUPPLIES & LOGISTICS	Completed	CDBG	\$300,000.00	\$300,000.00	\$0.00		
			5639	MEMO JONES, INC	Completed	CDBG	\$125,000.00	\$125,000.00	\$0.00		
			5640	EVANS ENGRAVING & STAMPING	Completed	CDBG	\$47,000.00	\$47,000.00	\$0.00		
			5641	MOSELEY FURNITURE, INC	Completed	CDBG	\$90,000.00	\$90,000.00	\$0.00		
			5642	OAK CLIFF MEDICAL FOUNDATION	Completed	CDBG	\$110,000.00	\$110,000.00	\$0.00		
		Project Total				\$1,662,000.00	\$1,662,000.00	\$0.00			
33	ECONOMIC DEVELOPMENT/TECHNICAL ASSISTANCE		4179	ARTIST & ELAINE THORNTON FOUNDATION R99	Canceled	CDBG	\$0.00	\$0.00	\$0.00		
			4180	SUNNYVALE BUSINESS CENTER R99	Canceled	CDBG	\$0.00	\$0.00	\$0.00		
			4183	ARDEN TERRACE SITE IMPROVEMENTS CD9	Canceled	CDBG	\$0.00	\$0.00	\$0.00		
			4232	ENTERPRISE ZONE/ECO EMPOWERMENT BAC CD9	Completed	CDBG	\$374,276.25	\$374,276.25	\$0.00		
			4233	SOUTHERN DAL ECO DEV PROF/TECH CD9	Completed	CDBG	\$50,000.00	\$50,000.00	\$0.00		
			4234	SOUTHERN DAL ECO DEV ADMINISTRATION CD9	Completed	CDBG	\$95,000.00	\$95,000.00	\$0.00		
			4369	FACADE IMPROVEMENT AREA D	Canceled	CDBG	\$0.00	\$0.00	\$0.00		
		Project Total				\$519,276.25	\$519,276.25	\$0.00			
34	ECONOMIC DEVELOPMENT/ACQ./CONST./REHAB.		4181	LOVE FIELD WEST LBRARY DESIGN CD9	Canceled	CDBG	\$0.00	\$0.00	\$0.00		
			4235	ARTIST & ELAINE THORNTON FOUND R999597	Canceled	CDBG	\$0.00	\$0.00	\$0.00		
			4236	SUNNYVALE BUSINESS CENTER R99	Canceled	CDBG	\$0.00	\$0.00	\$0.00		
		Project Total				\$0.00	\$0.00	\$0.00			
35	PUBLIC IMPROVEMENTS/CITY FACILITIES		4182	ARCADIA PARK REC CENTER IMPROVE CD9	Canceled	CDBG	\$0.00	\$0.00	\$0.00		
			4184	CHERRYWOOD PARK SITE IMPROVEMENTS R99	Canceled	CDBG	\$0.00	\$0.00	\$0.00		
			4185	COTTONWOOD TRAIL DESIGN IMPROVE EROSION	Canceled	CDBG	\$0.00	\$0.00	\$0.00		
			4186	GRAUWYLER PARK ATHLETIC FIELD IMPROVE C9	Canceled	CDBG	\$0.00	\$0.00	\$0.00		
			4187	KLEBERG/RYLIE NATURE TRAIL CD9	Canceled	CDBG	\$0.00	\$0.00	\$0.00		
			4188	K. B. POLK RECREATION CENTER IMPROVE CD9	Canceled	CDBG	\$0.00	\$0.00	\$0.00		
			4189	NASH/DAVIS RECREATION CENTER CD9	Canceled	CDBG	\$0.00	\$0.00	\$0.00		
			4190	OPPORTUNITY PARK SITE IMPROVEMENTS CD9	Canceled	CDBG	\$0.00	\$0.00	\$0.00		
			4191	PHYLLIS WHEATLEY PARK PICNIC SHELTER CD9	Canceled	CDBG	\$0.00	\$0.00	\$0.00		
			4192	SOUTH CENTRAL PARK SITE IMPROVE CD9	Canceled	CDBG	\$0.00	\$0.00	\$0.00		
			4237	LOVE FIELD WEST LIBRARY DESIGN CD9	Completed	CDBG	\$75,152.00	\$75,152.00	\$0.00		
			6758	HOME REPLACEMENT HOUSING	Canceled	CDBG	\$0.00	\$0.00	\$0.00		
					Project Total				\$75,152.00	\$75,152.00	\$0.00
			36	PUBLIC IMPROVEMENTS/CITY FACILITIES/PARK	4193	LOVE FIELD WEST PETITION ASSESSMENT CD9	Canceled	CDBG	\$0.00	\$0.00	\$0.00

U.S. Department of Housing and Urban Development
 Office of Community Planning and Development
 Integrated Disbursement and Information System
 List of Activities By Program Year And Project
 DALLAS, TX

Funding Agency: DALLAS

Plan Year	IDIS Project	Project	IDIS Activity ID	Activity Name	Activity Status	Program	Funded Amount	Draw Amount	Balance
1999	36	PUBLIC IMPROVEMENTS/CITY FACILITIES/PARK	4194	NEIGHBORHOOD STREET PETITION GRANT CD9	Canceled	CDBG	\$0.00	\$0.00	\$0.00
			4238	ARCADIA PARK RECREATION CENTER IMPS CD9	Completed	CDBG	\$199,666.00	\$199,666.00	\$0.00
			4239	ARDEN TERRACE SITE IMPROVEMENTS CD9	Completed	CDBG	\$171,102.61	\$171,102.61	\$0.00
			4240	CHERRYWOOD PARK SITE IMPROVEMENTS CD9	Completed	CDBG	\$97,836.93	\$97,836.93	\$0.00
			4241	COTTONWOOD TRAIL DESIGN R99 9610	Completed	CDBG	\$50,000.00	\$50,000.00	\$0.00
			4242	GRAUWYLER PARK ATHLETIC FIELD SITE IMPRV	Completed	CDBG	\$199,369.96	\$199,369.96	\$0.00
			4243	KLEBERG/RYLIE PARK NATURE CD9 9187	Completed	CDBG	\$56,478.95	\$56,478.95	\$0.00
			4244	K B POLK REC CTR SITE IMPROVE CD9 9188	Completed	CDBG	\$20,625.00	\$20,625.00	\$0.00
			4245	NASH/DAVIS REC CENTER CD9 9189	Completed	CDBG	\$140,379.34	\$140,379.34	\$0.00
			4246	OPPORTUNITY PARK SITE IMPROVEMENTS CD9	Completed	CDBG	\$99,071.26	\$99,071.26	\$0.00
			4247	PHYLLIS WHEATLEY PICNIC SHELTER CD9 9191	Completed	CDBG	\$38,883.00	\$38,883.00	\$0.00
			4248	SOUTH CENTRAL PARK SITE IMPROVEMENTS CD9	Completed	CDBG	\$62,417.02	\$62,417.02	\$0.00
			4260	COTTONWOOD TRAIL DESIGN/IMPROVE CD99185	Completed	CDBG	\$150,000.00	\$150,000.00	\$0.00
			4609	COTTONWOOD TRAIL-HAMILTON PARK R99 CD71C	Canceled	CDBG	\$0.00	\$0.00	\$0.00
			4610	KLEBERG/RYLIE WALKING TRAIL R99 CD72	Canceled	CDBG	\$0.00	\$0.00	\$0.00
			4611	PARKDALE PARK - SITE IMPROVEMENTS	Canceled	CDBG	\$0.00	\$0.00	\$0.00
			4612	TURNER, JANIE C RECREATION CENTER	Canceled	CDBG	\$0.00	\$0.00	\$0.00
		Project Total					\$1,285,830.07	\$1,285,830.07	\$0.00
	37	PUBLIC IMPROVEMENTS/CITY INFRASTRUCTURE	4195	HOUSING CRISIS CENTER RENOVATIONS CD9	Canceled	CDBG	\$0.00	\$0.00	\$0.00
			4201	KATHY'S SUNSHINE OUTREACH CENTER CD9	Canceled	CDBG	\$0.00	\$0.00	\$0.00
			4249	LOVE FIELD WEST PETITION ASSESSMENT CD9	Completed	CDBG	\$99,219.18	\$99,219.18	\$0.00
			4250	NEIGHBORHOOD STREET IMPROVEMENT PETITION	Completed	CDBG	\$99,611.98	\$99,611.98	\$0.00
		Project Total					\$198,831.16	\$198,831.16	\$0.00
	38	PUBLIC IMPROVEMENTS/NON-PROFITS	4196	OAK CLIFF BOYS AND GIRLS CLUB CD9	Canceled	CDBG	\$0.00	\$0.00	\$0.00
			4251	HOUSING CRISIS CENTER RENOVATIONS CD9	Completed	CDBG	\$250,000.00	\$250,000.00	\$0.00
		Project Total					\$250,000.00	\$250,000.00	\$0.00
	39	PUBLIC IMPROVEMENTS/NON-PROFITS	4197	A. C. CRAIG RESOURCE CENTER RENOV R99	Open	CDBG	\$0.00	\$0.00	\$0.00
			4198	AFRICAN AMERICAN MEN BLDG EXPANSION	Open	CDBG	\$0.00	\$0.00	\$0.00
			4199	ALAMEDA HEIGHTS COMM OUTREACH CTR CD9	Canceled	CDBG	\$0.00	\$0.00	\$0.00
			4200	BATAAN COMMUNITY CENTER IMPROVEMENTS	Canceled	CDBG	\$0.00	\$0.00	\$0.00
			4202	SUNNY ACRES COMM EXPANSION/RENOV CD9	Open	CDBG	\$0.00	\$0.00	\$0.00
			4252	OAK CLIFF BOYS & GIRLS CLUB CD9 9142	Completed	CDBG	\$100,000.00	\$100,000.00	\$0.00
		Project Total					\$100,000.00	\$100,000.00	\$0.00
	40	PUBLIC IMPROVEMENTS/NON-PROFITS	4203	UNITED FRONT (SOUTHERN SKATE) CD9	Canceled	CDBG	\$0.00	\$0.00	\$0.00
			4253	A. C. CRAIG RESOURCE CENTER R99 9599	Completed	CDBG	\$99,996.99	\$99,996.99	\$0.00
			4254	AFRICAN AMERICAN MEN BUILD R99 9600	Completed	CDBG	\$71,847.00	\$71,847.00	\$0.00
			4255	ALAMEDA HEIGHTS COMM OUTREACH CD99126	Completed	CDBG	\$67,495.00	\$67,495.00	\$0.00

U.S. Department of Housing and Urban Development
 Office of Community Planning and Development
 Integrated Disbursement and Information System
 List of Activities By Program Year And Project
 DALLAS, TX

Funding Agency: DALLAS

Plan Year	IDIS Project	Project	IDIS Activity ID	Activity Name	Activity Status	Program	Funded Amount	Draw Amount	Balance			
1999	40	PUBLIC IMPROVEMENTS/NON-PROFITS	4256	BATAAN COMMUNITY CENTER IMPROVEMENTS	Completed	CDBG	\$9,017.00	\$9,017.00	\$0.00			
			4257	KATHY'S SUNSHINE OUTREACH CTR R99 9607	Completed	CDBG	\$100,000.00	\$100,000.00	\$0.00			
			4258	SUNNY ACRES COMM EXPAND/RENO CD99145	Completed	CDBG	\$30,000.00	\$30,000.00	\$0.00			
			4261	BATAAN COMMUNITY CENTER IMPROVEMENTS CD9	Completed	CDBG	\$25,000.00	\$25,000.00	\$0.00			
			4262	AFRICAN AMERICAN MEN BUILD EPAN CD99123	Completed	CDBG	\$28,153.00	\$28,153.00	\$0.00			
			4604	BRASWELL CHILD DEVELOPMENT	Canceled	CDBG	\$0.00	\$0.00	\$0.00			
			4605	LIFE NET - RENOVATIONS	Canceled	CDBG	\$0.00	\$0.00	\$0.00			
			4606	RESOURCE CENTER OF DALLAS	Canceled	CDBG	\$0.00	\$0.00	\$0.00			
			4607	SAINT PHILLIPS - RECREATION FIELD	Canceled	CDBG	\$0.00	\$0.00	\$0.00			
			4608	SHARED HOUSING CENTER	Canceled	CDBG	\$0.00	\$0.00	\$0.00			
			Project Total							\$431,508.99	\$431,508.99	\$0.00
				41	PUBLIC IMPROVEMENTS/NON-PROFITS	4259	UNITED FRONT DALLAS (SOUTHERN SKATE) CD9	Completed	CDBG	\$60,000.00	\$60,000.00	\$0.00
			Project Total							\$60,000.00	\$60,000.00	\$0.00
		42	FAIR HOUSING/PLANNING OVERSIGHT	4204	WALKER FAIR HOUSING ENFORCE ADDED CD9	Completed	CDBG	\$413,124.00	\$413,124.00	\$0.00		
				4205	WALKER HOUSING COMPLIANCE ACTIVITIES CD9	Completed	CDBG	\$72,771.10	\$72,771.10	\$0.00		
				4206	WALKER RENT OPTION CD9	Completed	CDBG	\$74,970.00	\$74,970.00	\$0.00		
	Project Total							\$560,865.10	\$560,865.10	\$0.00		
		43	PLANNING/PROG. OVERSIGHT ADMIN.	4207	GRANT COMPLIANCE CD9	Completed	CDBG	\$312,751.00	\$312,751.00	\$0.00		
				4208	HISTORIC PRESERVATION/REVIEW/MITIGATION	Completed	CDBG	\$8,180.00	\$8,180.00	\$0.00		
				4209	CITIZEN PARTICIPATION/CDC SUPPORT CD9	Completed	CDBG	\$72,312.55	\$72,312.55	\$0.00		
				4210	CONSOLIDATED PLAN OVERSIGHT CD9	Completed	CDBG	\$327,734.05	\$327,734.05	\$0.00		
				4211	HEALTH CONTRACT MONITORING	Completed	CDBG	\$206,757.78	\$206,757.78	\$0.00		
				4216	MAPLE AVENUE REVITALIZATION CD9	Completed	CDBG	\$23,765.73	\$23,765.73	\$0.00		
				4613	SOUTH DALLAS PLANNED DEVELOPMENT STUDY	Canceled	CDBG	\$0.00	\$0.00	\$0.00		
	Project Total							\$951,501.11	\$951,501.11	\$0.00		
		44	SECTION 108 DEBT SERVICE	4217	SECTION 108 DEBT SERVICE	Completed	CDBG	\$5,524,802.00	\$5,524,802.00	\$0.00		
Project Total							\$5,524,802.00	\$5,524,802.00	\$0.00			
	45	UNPROGRAMMED	4218	UNPROGRAMMED FUNDS	Canceled	CDBG	\$0.00	\$0.00	\$0.00			
Project Total							\$0.00	\$0.00	\$0.00			
Program Total						CDBG	\$22,486,655.53	\$22,486,655.53	\$0.00			
1999 Total							\$22,486,655.53	\$22,486,655.53	\$0.00			
2000	1	Public Services - Youth Services(Send a Kid to Camp)	4630	AFRICA AM MUSEUM CD00 CD46	Completed	CDBG	\$50,000.00	\$50,000.00	\$0.00			
			4631	SEND A KID TO CAMP CD00 CD64	Completed	CDBG	\$41,598.51	\$41,598.51	\$0.00			
			4632	SUMMER YOUTH CD00 CD65	Completed	CDBG	\$41,935.00	\$41,935.00	\$0.00			
			4942	AFRICAN AMERICAN MUSEUM YOUTH ENRICHMENT	Canceled	CDBG	\$0.00	\$0.00	\$0.00			
			Project Total							\$133,533.51	\$133,533.51	\$0.00

U.S. Department of Housing and Urban Development
 Office of Community Planning and Development
 Integrated Disbursement and Information System
 List of Activities By Program Year And Project
 DALLAS, TX

Funding Agency: DALLAS

Plan Year	IDIS Project	Project	IDIS Activity ID	Activity Name	Activity Status	Program	Funded Amount	Draw Amount	Balance
2000	2	Public Services - Youth Services (Afterschool Programs)	4633	AFTER SCHOOL CD00 CD52	Completed	CDBG	\$446,800.00	\$446,800.00	\$0.00
		Project Total					\$446,800.00	\$446,800.00	\$0.00
	3	Public Services - Youth Services (Child Care)	4634	CHILD CARE PROGRAM CD00 CD18	Completed	CDBG	\$227,849.68	\$227,849.68	\$0.00
			4635	CITY CHILD CARE PROGRAM CD00 9226	Completed	CDBG	\$408,398.00	\$408,398.00	\$0.00
			4636	GANG INTERVENT/YOUTH MENTORING CD00 CD25	Completed	CDBG	\$6,642.48	\$6,642.48	\$0.00
			4637	PARENTING & EARLY CHILDHOOD CD00 CD30	Completed	CDBG	\$25,000.00	\$25,000.00	\$0.00
		Project Total					\$667,890.16	\$667,890.16	\$0.00
	4	Public Services - Youth Services (Clinical Health)	4638	ADOLESCENT HEALTH SVC CD00 CD13	Completed	CDBG	\$59,912.78	\$59,912.78	\$0.00
			4639	CITY ADOLESCENT HEALTH SVC CD00 9225	Completed	CDBG	\$154,530.09	\$154,530.09	\$0.00
			4640	HOSPICE/RESPIRE CARE CD00 CD27	Completed	CDBG	\$39,000.00	\$39,000.00	\$0.00
			4641	CLINICAL DENTAL CARE CD00 CD23	Completed	CDBG	\$200,000.00	\$200,000.00	\$0.00
		Project Total					\$453,442.87	\$453,442.87	\$0.00
	5	Public Services-Clinical Health-Youth (Substance Abuse)	4642	ADOLESCENT SUBSTANCE ABUSE CD00 CD14	Completed	CDBG	\$65,000.00	\$65,000.00	\$0.00
		Project Total					\$65,000.00	\$65,000.00	\$0.00
	6	Public Services-Clinical Health-Non Youth (Interv./Educ)	4643	ADULT SUBSTANCE ABUSE CD00 CD15	Completed	CDBG	\$49,990.00	\$49,990.00	\$0.00
			4644	AFRICAN-AM DIABETIES CD00 CD16	Completed	CDBG	\$50,000.00	\$50,000.00	\$0.00
			4645	AIDS EARLY INTERV & EDUCATION CD00 CD17	Completed	CDBG	\$75,000.00	\$75,000.00	\$0.00
		Project Total					\$174,990.00	\$174,990.00	\$0.00
	7	Public Services - Senior Services (Crisis Intervention)	4646	CITY GERATRIC & CRISIS INTER CD00 9227	Completed	CDBG	\$114,715.00	\$114,715.00	\$0.00
			4647	CITY OFFICE OF SENIOR AFFAIRS CD00 9228	Completed	CDBG	\$111,153.00	\$111,153.00	\$0.00
			4648	SENIOR SERVICES PROGRAM CD00 CD31	Completed	CDBG	\$78,034.00	\$78,034.00	\$0.00
		Project Total					\$303,902.00	\$303,902.00	\$0.00
	9	Public Services-Homeless/Temporary Housing (Emergency Hsg.)	4651	TEMPORARY EMERGENCY HOUSING CD00 CD44	Completed	CDBG	\$49,223.75	\$49,223.75	\$0.00
		Project Total					\$49,223.75	\$49,223.75	\$0.00
	10	Public Services - Other - Youth (Job Training)	4652	YOUTH JOB TRAINING CD00 CD34	Completed	CDBG	\$60,000.00	\$60,000.00	\$0.00
			4653	YOUTH RELATED SOCIAL SERVICES CD00 CD35	Completed	CDBG	\$29,250.00	\$29,250.00	\$0.00
			4654	TEEN VIOLENCE-VICTIM OUTREACH CD00 CD32	Completed	CDBG	\$35,000.00	\$35,000.00	\$0.00
			4655	ENGLISH LANGUAGE TUTORING CD00 CD45	Completed	CDBG	\$50,686.69	\$50,686.69	\$0.00
			4656	YOUTH JOB TRAINING (PLEASANT) CD00 CD33	Completed	CDBG	\$30,000.00	\$30,000.00	\$0.00
		Project Total					\$204,936.69	\$204,936.69	\$0.00
	11	Public Services-Other-Non Youth (Incarceration Svcs.)	4657	INCARCERATION SUPPORT SVC CD00 CD28	Completed	CDBG	\$40,923.70	\$40,923.70	\$0.00
		Project Total					\$40,923.70	\$40,923.70	\$0.00
	12	Public Services - Other -Non Youth (Domestic Violence)	4658	DOMESTIC VIOLENCE CD00 CD24	Completed	CDBG	\$46,000.00	\$46,000.00	\$0.00

U.S. Department of Housing and Urban Development
 Office of Community Planning and Development
 Integrated Disbursement and Information System
 List of Activities By Program Year And Project
 DALLAS, TX

Funding Agency: DALLAS

Plan Year	IDIS Project	Project	IDIS Activity ID	Activity Name	Activity Status	Program	Funded Amount	Draw Amount	Balance
2000	12	Project Total					\$46,000.00	\$46,000.00	\$0.00
	13	Public Services - Other - Non Youth (Anti-Drug Program)	4659	NEIGHBORHOOD ANTI-DRUG PROG CD00 CD29	Completed	CDBG	\$30,000.00	\$30,000.00	\$0.00
			4660	SAFE EXPANSION INSPECT POLICE CD00 9219	Completed	CDBG	\$235,325.08	\$235,325.08	\$0.00
		Project Total					\$265,325.08	\$265,325.08	\$0.00
	18	HOUSING-MORTGAGE ASSISTANCE	4661	MORTGAGE ASSISTANCE PROGRAM CD00 CD41	Completed	CDBG	\$1,321,386.00	\$1,321,386.00	\$0.00
			4706	MORTGAGE ASSISTANCE PROG R99 CD76	Completed	CDBG	\$750,000.00	\$750,000.00	\$0.00
			5064	9821 ROYCE DRIVE	Canceled	CDBG	\$0.00	\$0.00	\$0.00
			5073	9805 ROYCE DRIVE	Canceled	CDBG	\$0.00	\$0.00	\$0.00
			5078	2535 ST. LUKE LANE	Canceled	CDBG	\$0.00	\$0.00	\$0.00
			5081	5114 WESLEY CHAPEL LANE	Canceled	CDBG	\$0.00	\$0.00	\$0.00
			5108	1227 BONNIE VIEW LANE	Canceled	CDBG	\$0.00	\$0.00	\$0.00
			5110	10331 LIMESTONE DRIVE	Canceled	CDBG	\$0.00	\$0.00	\$0.00
			5111	4714 SAN JACINTO STREET	Canceled	CDBG	\$0.00	\$0.00	\$0.00
			5112	7905 JULIBANT DRIVE	Canceled	CDBG	\$0.00	\$0.00	\$0.00
			5113	2511 FRIENDWAY LANE	Canceled	CDBG	\$0.00	\$0.00	\$0.00
			5118	2770 SCOTLAND DRIVE	Canceled	CDBG	\$0.00	\$0.00	\$0.00
			5119	3528 POINSETTIA DRIVE	Canceled	CDBG	\$0.00	\$0.00	\$0.00
			5120	1425 TAPERWICKE DRIVE	Canceled	CDBG	\$0.00	\$0.00	\$0.00
			5121	1711 RIVERWAY BEND CIRCLE	Canceled	CDBG	\$0.00	\$0.00	\$0.00
			5122	2906 PINE TRAIL ROAD	Canceled	CDBG	\$0.00	\$0.00	\$0.00
		Project Total					\$2,071,386.00	\$2,071,386.00	\$0.00
	21	HOUSING-DIRECT SUPPORT ACTIVITIES	4663	HOUSING DEVELOPMENT SUPPORT CD00 9249	Completed	CDBG	\$779,099.00	\$779,099.00	\$0.00
			4707	HOUSING ASSISTANCE SUPPORT CD00 9248	Completed	CDBG	\$1,117,269.00	\$1,117,269.00	\$0.00
		Project Total					\$1,896,368.00	\$1,896,368.00	\$0.00
	23	HOUSING - HOME REPAIR PROGRAMS	4665	VOLUNTEERS IN PLUMBING CD00 CD08	Completed	CDBG	\$17,970.48	\$17,970.48	\$0.00
			4666	HOME REPAIR PROGRAM CD00 CD37	Completed	CDBG	\$2,343,075.00	\$2,343,075.00	\$0.00
			4667	HOUSING ASSISTANCE SUPPORT CD00 9248	Canceled	CDBG	\$0.00	\$0.00	\$0.00
			4668	HOME REPAIR - SO DAL/FAIR PARK CD00 CD38	Completed	CDBG	\$100,000.00	\$100,000.00	\$0.00
			4717	HOME REPAIR (NEW APPS) CD00 CD77	Completed	CDBG	\$750,000.00	\$750,000.00	\$0.00
			4725	1112 BROCK	Canceled	CDBG	\$0.00	\$0.00	\$0.00
			8831	3103 OBENCHAIN	Canceled	CDBG	\$0.00	\$0.00	\$0.00
		Project Total					\$3,211,045.48	\$3,211,045.48	\$0.00
	24	HOUSING-SAFE CODE ENFORCEMENT	4669	SAFE EXPANSION CODE INSPECT CD00 9218	Completed	CDBG	\$423,748.92	\$423,748.92	\$0.00
			4721	THIS IS A TEST	Canceled	CDBG	\$0.00	\$0.00	\$0.00
		Project Total					\$423,748.92	\$423,748.92	\$0.00
	25	Housing-Other Housing/Neighborhood Revitalization	5200	ROSIE MAE HAROLD	Canceled	CDBG	\$0.00	\$0.00	\$0.00
		Project Total					\$0.00	\$0.00	\$0.00

U.S. Department of Housing and Urban Development
 Office of Community Planning and Development
 Integrated Disbursement and Information System
 List of Activities By Program Year And Project
 DALLAS, TX

Funding Agency: DALLAS

Plan Year	IDIS Project	Project	IDIS Activity ID	Activity Name	Activity Status	Program	Funded Amount	Draw Amount	Balance
2000	26	Economic Development - Business Loans	4670	WEST DALLAS ECO DEVELOP (SDDC) CD00 CD11	Canceled	CDBG	\$0.00	\$0.00	\$0.00
			4671	SER BILINGUAL CHILDCARE TRAIN CD00 CD12	Completed	CDBG	\$80,000.00	\$80,000.00	\$0.00
			4900	FAIR PARK COMMERCIAL CORRIDOR DEMO PROG	Canceled	CDBG	\$0.00	\$0.00	\$0.00
		Project Total					\$80,000.00	\$80,000.00	\$0.00
	27	Economic Development - Technical Assistance	4672	ENTERPRISE ZONE EMPOWER (BAC) CD00 CD09	Completed	CDBG	\$71,000.00	\$71,000.00	\$0.00
			4908	ENTERPRISE ZONE/ECONOMIC EMPOWERMENT BAC	Completed	CDBG	\$37,833.80	\$37,833.80	\$0.00
			4909	ENTERPRIZE ZONE/ECONOMIC EMPOWERMENT BAC	Canceled	CDBG	\$0.00	\$0.00	\$0.00
			4910	ENTERPRISE ZONE/ECONOMIC EMPOWERMENT BAC	Completed	CDBG	\$64,454.47	\$64,454.47	\$0.00
			4911	ENTERPRISE ZONE/ECONOMIC EMPOWERMENT BAC	Completed	CDBG	\$65,000.00	\$65,000.00	\$0.00
			4912	ENTERPRISE ZONE/ECONOMIC EMPOWERMENT BAC	Completed	CDBG	\$60,437.00	\$60,437.00	\$0.00
		Project Total					\$298,725.27	\$298,725.27	\$0.00
28		Economic Development	4673	N2WIN RENOVATIONS CD00 CD10	Completed	CDBG	\$0.09	\$0.09	\$0.00
		Project Total					\$0.09	\$0.09	\$0.00
29		Public Improvements - City Facilities	4675	ARLINGTON PARK SECURITY FENCE CD00 CD54	Completed	CDBG	\$4,993.13	\$4,993.13	\$0.00
			4676	BISHOP FLORES SOCCER FIELD CD00 CD55	Completed	CDBG	\$84,323.15	\$84,323.15	\$0.00
			4677	COTTONWOOD TRAIL HAMILTON PARK CD00 CD56	Completed	CDBG	\$27,258.00	\$27,258.00	\$0.00
			4678	COTTONWOOD TRAIL MAHAM RD CD00 CD57	Completed	CDBG	\$200,000.00	\$200,000.00	\$0.00
			4679	KIMBLE PARK SECURITY LIGHTING CD00 CD58	Completed	CDBG	\$11,945.61	\$11,945.61	\$0.00
			4680	SOUTH CENTRAL PARK IMPROVEMENTS (JOPPA)	Completed	CDBG	\$97,040.35	\$97,040.35	\$0.00
			4681	OLIVER, LIZZIE -- SITE IMPROV CD00 CD60	Completed	CDBG	\$64,353.06	\$64,353.06	\$0.00
			4682	OVERLAKE PARK SITE DEVELOP CD00 CD61	Completed	CDBG	\$100,000.00	\$100,000.00	\$0.00
			4683	OWENWOOD PARK PICNIC SHELTER CD00 CD62	Completed	CDBG	\$40,000.00	\$40,000.00	\$0.00
			4684	RANDALL PARK SITE DEVELOP CD00 CD63	Completed	CDBG	\$19,898.90	\$19,898.90	\$0.00
			4685	COTTONWOOD TRAIL HAMILTON PARK R99 CD71	Completed	CDBG	\$22,742.00	\$22,742.00	\$0.00
			4686	KLEBERG/RYLIE WALKING TRAIL R99 CD72	Completed	CDBG	\$60,000.00	\$60,000.00	\$0.00
			4687	PARKDALE PARK SITE IMPROVEMENTS R99 CD73	Completed	CDBG	\$186,148.17	\$186,148.17	\$0.00
			4688	TURNER, JANIE C RECREATION CTR R99 CD74	Open	CDBG	\$411,272.00	\$408,313.69	\$2,958.31
			4887	LUNA, MARIA PARK DESIGN & CONST	Completed	CDBG	\$20,935.00	\$20,935.00	\$0.00
			4888	LUNDY, ELOISE PARK - PARKING LOT EXPAND	Completed	CDBG	\$35,840.40	\$35,840.40	\$0.00
			4894	FRUITDALE AREA (REC CTR) FEASIBILITY STU	Canceled	CDBG	\$0.00	\$0.00	\$0.00
			4895	POLK, K. B. - DESIGN FOR EXCERCISE ROOM	Completed	CDBG	\$6,776.00	\$6,776.00	\$0.00
			4896	RANDALL PARK - ATHLETIC FIELD/PARKING	Completed	CDBG	\$52,500.00	\$52,500.00	\$0.00
			4897	STONE, HARRY PARK - BALLFIELD/EROSION	Canceled	CDBG	\$0.00	\$0.00	\$0.00
4898	TIPTON PARK - PLAYGROUND	Completed	CDBG	\$79,228.74	\$79,228.74	\$0.00			
4899	UMPHRESS PARK - PLAYGROUND	Completed	CDBG	\$72,428.66	\$72,428.66	\$0.00			
			5070	EXLINE COMPUTER LAB	Completed	CDBG	\$5,358.48	\$5,358.48	\$0.00
		Project Total					\$1,603,041.65	\$1,600,083.34	\$2,958.31

U.S. Department of Housing and Urban Development
 Office of Community Planning and Development
 Integrated Disbursement and Information System
 List of Activities By Program Year And Project
 DALLAS, TX

Funding Agency: DALLAS

Plan Year	IDIS Project	Project	IDIS Activity ID	Activity Name	Activity Status	Program	Funded Amount	Draw Amount	Balance	
2000	30	Public Improvements - Infrastructure	4689	BARRIER FREE RAMPS OAK CLIFF CD00 CD49	Completed	CDBG	\$24,914.00	\$24,914.00	\$0.00	
			4690	NEIGHBORHOOD STREET PETITION CD00 CD50	Completed	CDBG	\$99,912.35	\$99,912.35	\$0.00	
			4691	SIDEWALKS PLEASANT VISTA/FIRE CD00 CD51	Completed	CDBG	\$111,135.63	\$111,135.63	\$0.00	
			Project Total				\$235,961.98	\$235,961.98	\$0.00	
		31	Public Improvements - Non Profit	4692	SHARED HOUSING CENTER R99 CD70	Completed	CDBG	\$100,000.00	\$100,000.00	\$0.00
				Project Total			\$100,000.00	\$100,000.00	\$0.00	
		32	Public Improvements - Non Profit	4693	BRASWELL CHILD DEVELOPMENT R99 CD66	Completed	CDBG	\$75,250.00	\$75,250.00	\$0.00
				4694	LIFE NET RENOVATIONS R99 CD67	Completed	CDBG	\$50,600.00	\$50,600.00	\$0.00
				4695	RESOURCE CENTER OF DALLAS R99 CD68	Completed	CDBG	\$105,763.00	\$105,763.00	\$0.00
				4696	ST PHILLIPS RECREATION FIELDS R99 CD69	Canceled	CDBG	\$0.00	\$0.00	\$0.00
				4901	CENTURION PROJECT/HUMAN SERVICES NETWORK	Completed	CDBG	\$48,894.94	\$48,894.94	\$0.00
				4902	FOLLOW THE SON, INC	Canceled	CDBG	\$0.00	\$0.00	\$0.00
				4905	INTERTRIBAL CENTER OF TEXAS, INC	Completed	CDBG	\$32,431.00	\$32,431.00	\$0.00
				4906	RBOC, INC	Completed	CDBG	\$125,724.53	\$125,724.53	\$0.00
			Project Total				\$438,663.47	\$438,663.47	\$0.00	
		33	Fair Housing - Fair Housing/Planning Oversight	4697	WALKER FAIR HOUSING ENFORCE CD00 9217	Completed	CDBG	\$400,464.88	\$400,464.88	\$0.00
				4698	WALKER RENT OPTION CD00 CD48	Completed	CDBG	\$67,500.00	\$67,500.00	\$0.00
				4699	WALKER HOUSING COMPLIANCE CD00 9251	Completed	CDBG	\$97,403.67	\$97,403.67	\$0.00
			Project Total				\$565,368.55	\$565,368.55	\$0.00	
		34	Planning/Program Oversight Administration	4700	GRANT COMPLIANCE (AUDITORS) CD00 9214	Completed	CDBG	\$171,850.00	\$171,850.00	\$0.00
				4701	CITIZEN PARTICIPATION CDC SUP CD00 9215	Completed	CDBG	\$62,716.81	\$62,716.81	\$0.00
				4702	CONSOLIDATED PLAN OVERSIGHT CD00 9216	Completed	CDBG	\$187,148.00	\$187,148.00	\$0.00
				4703	HEALTH CONTRACT MONITORING CD00 9229	Completed	CDBG	\$223,782.07	\$223,782.07	\$0.00
				4704	SOUTH DALLAS PLAN DEVELOP STUDY R99 CD75	Completed	CDBG	\$50,000.00	\$50,000.00	\$0.00
				4903	FOLLOW THE SON, INC	Completed	CDBG	\$60,000.00	\$60,000.00	\$0.00
			Project Total				\$755,496.88	\$755,496.88	\$0.00	
		35	Section 108 Debt Service	4705	SECTION 108 DEBT SERVICE CD00 CD04	Completed	CDBG	\$6,961,611.00	\$6,961,611.00	\$0.00
			Project Total				\$6,961,611.00	\$6,961,611.00	\$0.00	
			Program Total			CDBG	\$21,493,385.05	\$21,490,426.74	\$2,958.31	
			2000 Total				\$21,493,385.05	\$21,490,426.74	\$2,958.31	
2001	1	PS-Adolescent Health Services Program	4973	ADOLESCENT HEALTH SERVICES	Completed	CDBG	\$59,850.85	\$59,850.85	\$0.00	
				Project Total			\$59,850.85	\$59,850.85	\$0.00	
	2	PS-African American Museum Youth Enrichment Program	4974	AFRICAN AMERICAN MUSEUM YOUTH ENRICHMENT	Completed	CDBG	\$50,000.00	\$50,000.00	\$0.00	
			5644	AFRICAN AMERICAN	Canceled	CDBG	\$0.00	\$0.00	\$0.00	
		Project Total				\$50,000.00	\$50,000.00	\$0.00		
3	PS-Afterschool Programs-Elementary School Sites	4975	AFTER SCHOOL ELEMENTARY SCHOOL SITES	Completed	CDBG	\$517,516.00	\$517,516.00	\$0.00		

U.S. Department of Housing and Urban Development
 Office of Community Planning and Development
 Integrated Disbursement and Information System
 List of Activities By Program Year And Project
 DALLAS, TX

Funding Agency: DALLAS

Plan Year	IDIS Project	Project	IDIS Activity ID	Activity Name	Activity Status	Program	Funded Amount	Draw Amount	Balance
2001	3	Project Total					\$517,516.00	\$517,516.00	\$0.00
	4	PS-Afterschool Programs-Community Centers	4976	AFTER SCHOOL COMMUNITY CENTERS	Canceled	CDBG	\$0.00	\$0.00	\$0.00
		Project Total					\$0.00	\$0.00	\$0.00
	5	PS-Afterschool Programs-Sites TBD	4977	AFTER SCHOOL SITES TBD	Canceled	CDBG	\$0.00	\$0.00	\$0.00
		Project Total					\$0.00	\$0.00	\$0.00
	6	PS-Child Care Services Program	4978	CHILD CARE SERVICES PROGRAM	Completed	CDBG	\$227,850.00	\$227,850.00	\$0.00
		Project Total					\$227,850.00	\$227,850.00	\$0.00
	7	PS-City Adolescent Health Services	4979	CITY ADOLESCENT HEALTH SERVICES	Completed	CDBG	\$177,895.00	\$177,895.00	\$0.00
		Project Total					\$177,895.00	\$177,895.00	\$0.00
	8	PS-City Child Care Services	4980	CITY CHILD CARE PROGRAM	Completed	CDBG	\$347,216.95	\$347,216.95	\$0.00
		Project Total					\$347,216.95	\$347,216.95	\$0.00
	9	PS-Summer Programs for Youth	4981	SUMMER YOUTH PROGRAM	Completed	CDBG	\$53,207.02	\$53,207.02	\$0.00
		Project Total					\$53,207.02	\$53,207.02	\$0.00
	10	PS-Adolescent Substance Abuse (Inpatient)	4982	ADOLESCENT SUBSTANCE ABUSE - INPATIENT	Completed	CDBG	\$65,000.00	\$65,000.00	\$0.00
		Project Total					\$65,000.00	\$65,000.00	\$0.00
	11	PS-Clinical Dental Care Program	4983	CLINICAL DENTAL CARE PROGRAM	Completed	CDBG	\$200,000.00	\$200,000.00	\$0.00
		Project Total					\$200,000.00	\$200,000.00	\$0.00
	12	PS-Adult Substance Abuse	4984	ADULT SUBSTANCE ABUSE	Completed	CDBG	\$49,999.54	\$49,999.54	\$0.00
		Project Total					\$49,999.54	\$49,999.54	\$0.00
	13	PS-African-American Diabetes Prevention and Education	4985	AFRICAN AMERICAN DIABETES PREVENTION/EDU	Completed	CDBG	\$50,000.00	\$50,000.00	\$0.00
		Project Total					\$50,000.00	\$50,000.00	\$0.00
	14	PS-AIDS Early Intervention and Education	4986	AIDS EARLY INTERVENTION & EDUCATION	Completed	CDBG	\$74,999.61	\$74,999.61	\$0.00
		Project Total					\$74,999.61	\$74,999.61	\$0.00
	15	PS-City Geriatric and Crisis Intervention	4987	CITY GERIATRIC & CRISIS INTERVENTION	Completed	CDBG	\$129,991.72	\$129,991.72	\$0.00
		Project Total					\$129,991.72	\$129,991.72	\$0.00
	16	PS-City Office of Senior Affairs	4988	CITY OFFICE OF SENIOR AFFAIRS	Completed	CDBG	\$130,994.00	\$130,994.00	\$0.00
			5045	SENIOR SERVICES PROGRAM	Completed	CDBG	\$78,034.00	\$78,034.00	\$0.00
		Project Total					\$209,028.00	\$209,028.00	\$0.00
	17	PS-Senior Services/Nursing Home Ombudsmen Program	4989	NURSING HOME OMBUDSMAN PROGRAM	Completed	CDBG	\$6,583.00	\$6,583.00	\$0.00
		Project Total					\$6,583.00	\$6,583.00	\$0.00
	18	PS-Temporary Emergency Housing	4990	TEMPORARY EMERGENCY HOUSING	Completed	CDBG	\$50,000.00	\$50,000.00	\$0.00
		Project Total					\$50,000.00	\$50,000.00	\$0.00
	19	PS-English Language Tutoring Program	4991	ENGLISH LANGUAGE TUTORING PROGRAM	Completed	CDBG	\$65,714.00	\$65,714.00	\$0.00
		Project Total					\$65,714.00	\$65,714.00	\$0.00

U.S. Department of Housing and Urban Development
 Office of Community Planning and Development
 Integrated Disbursement and Information System
 List of Activities By Program Year And Project
 DALLAS, TX

Funding Agency: DALLAS

Plan Year	IDIS Project	Project	IDIS Activity ID	Activity Name	Activity Status	Program	Funded Amount	Draw Amount	Balance
2001	20	PS-Teen Violence-Victim Outreach	4992	TEEN VIOLENCE VICTIM OUTREACH	Completed	CDBG	\$35,000.00	\$35,000.00	\$0.00
		Project Total					\$35,000.00	\$35,000.00	\$0.00
	21	PS-Youth Empowerment Project	4993	YOUTH EMPOWERMENT PROJECT	Completed	CDBG	\$92,554.00	\$92,554.00	\$0.00
		Project Total					\$92,554.00	\$92,554.00	\$0.00
	22	PS-Youth Job Training (Pleasant Woods/Grove)	4994	YOUTH JOB TRAINING (PLEASANT WOODS/GROVE)	Completed	CDBG	\$30,000.00	\$30,000.00	\$0.00
		Project Total					\$30,000.00	\$30,000.00	\$0.00
	23	PS-Youth-Related Social Services (TBD)	4995	YOUTH RELATED SOCIAL SERVICES	Completed	CDBG	\$29,250.00	\$29,250.00	\$0.00
		Project Total					\$29,250.00	\$29,250.00	\$0.00
	24	PS-Youth Support-Incarceration Families	4996	YOUTH SUPPORT INCARCERATION FAMILIES	Completed	CDBG	\$10,000.00	\$10,000.00	\$0.00
		Project Total					\$10,000.00	\$10,000.00	\$0.00
	25	PS-Dedicated SAFE II Expansion Inspection Support-Police	4997	DEDICATED SAFE INSPECTION POLICE SUPPORT	Completed	CDBG	\$258,959.00	\$258,959.00	\$0.00
		Project Total					\$258,959.00	\$258,959.00	\$0.00
	26	PS-Domestic Violence	4998	DOMESTIC VIOLENCE	Completed	CDBG	\$46,000.00	\$46,000.00	\$0.00
		Project Total					\$46,000.00	\$46,000.00	\$0.00
	27	PS-Homeless Outreach	4999	HOMELESS OUTREACH	Completed	CDBG	\$79,531.00	\$79,531.00	\$0.00
		Project Total					\$79,531.00	\$79,531.00	\$0.00
	28	PS-Community Re-entry Support Services for Parolees/Families	5000	COMMUNITY RE-ENTRY SUPPORT SERVICES	Completed	CDBG	\$40,924.00	\$40,924.00	\$0.00
		Project Total					\$40,924.00	\$40,924.00	\$0.00
	29	PS-Parenting and Early Childhood Development	5001	PARENTING & EARLY CHILDHOOD DEVELOPMENT	Completed	CDBG	\$15,000.00	\$15,000.00	\$0.00
		Project Total					\$15,000.00	\$15,000.00	\$0.00
	30	PS-Job Training & Placement Program (Jacobs Ladder)	5002	JOB TRAINING & PLACEMENT (JACOBS LADDER)	Completed	CDBG	\$50,000.00	\$50,000.00	\$0.00
		Project Total					\$50,000.00	\$50,000.00	\$0.00
	31	Housing-Relocation Assistance	5003	RELOCATION ASSISTANCE	Completed	CDBG	\$200,000.00	\$200,000.00	\$0.00
		Project Total					\$200,000.00	\$200,000.00	\$0.00
	32	Housing-Housing Development Support	5004	HOUSING DEVELOPMENT SUPPORT	Completed	CDBG	\$875,000.00	\$875,000.00	\$0.00
		Project Total					\$875,000.00	\$875,000.00	\$0.00
	33	Housing-Mortgage Assistance Program	5005	MORTGAGE ASSISTANCE PROGRAM	Completed	CDBG	\$275,000.00	\$275,000.00	\$0.00
		Project Total					\$275,000.00	\$275,000.00	\$0.00
	34	Housing-Housing Assistance Support	5006	HOUSING ASSISTANCE SUPPORT	Completed	CDBG	\$541,649.00	\$541,649.00	\$0.00
		Project Total					\$541,649.00	\$541,649.00	\$0.00
	35	Housing-Home Repair Program (Citywide)	5007	HOME REPAIR PROGRAM - CITYWIDE	Completed	CDBG	\$4,400,000.00	\$4,400,000.00	\$0.00
		Project Total					\$4,400,000.00	\$4,400,000.00	\$0.00

U.S. Department of Housing and Urban Development
 Office of Community Planning and Development
 Integrated Disbursement and Information System
 List of Activities By Program Year And Project
 DALLAS, TX

Funding Agency: DALLAS

Plan Year	IDIS Project	Project	IDIS Activity ID	Activity Name	Activity Status	Program	Funded Amount	Draw Amount	Balance
2001	36	Housing-Minor Home Repair Program (South Dallas/Fair Park)	5008	MINOR HOME REPAIR-SOUTH DALLAS/FAIR PARK	Completed	CDBG	\$100,000.00	\$100,000.00	\$0.00
		Project Total					\$100,000.00	\$100,000.00	\$0.00
	37	Housing-Substandard Housing Assistance and Repair-S.H.A.R.E.	5009	SHARE SUBSTANDARD HOUSING ASSISTANCE/REP CD01 5444	Completed	CDBG	\$522,500.00	\$522,500.00	\$0.00
		Project Total					\$522,500.00	\$522,500.00	\$0.00
	38	Housing-Volunteers in Plumbing	5010	VOLUNTEERS IN PLUMBING	Completed	CDBG	\$6,874.44	\$6,874.44	\$0.00
		Project Total					\$6,874.44	\$6,874.44	\$0.00
	39	Housing-Dedicated SAFE II Exp. Code Insp. - Code Compliance	5011	DEDICATED SAFE CODE INSPECTION CCS	Completed	CDBG	\$104,000.00	\$104,000.00	\$0.00
		Project Total					\$104,000.00	\$104,000.00	\$0.00
	40	Housing-Dedicated SAFE II Expansion Inspection - Fire	5012	DEDICATED SAFE CODE INSPECTION FIRE	Completed	CDBG	\$113,968.00	\$113,968.00	\$0.00
		Project Total					\$113,968.00	\$113,968.00	\$0.00
	41	Housing-Dedicated SAFE II Expansion Inspection-Police	5013	DEDICATED SAFE CODE INSPECTION POLICE	Completed	CDBG	\$222,370.00	\$222,370.00	\$0.00
		Project Total					\$222,370.00	\$222,370.00	\$0.00
	42	EDD-Revolving Loan Fund Program	5060	SDDC ADMIN EXPENSES PROGRAM INCOME	Completed	CDBG	\$135,703.02	\$135,703.02	\$0.00
			5646	SDDC ADMIN EXPENSES PROGRAM INCOME	Completed	CDBG	\$137,604.58	\$137,604.58	\$0.00
		Project Total					\$273,307.60	\$273,307.60	\$0.00
	44	EDD-Enterprise Zone Eco. Empowerment Program - Staff Support	5014	ENTERPRISE ZONE/ECONOMIC EMPOWERMENT	Completed	CDBG	\$49,763.45	\$49,763.45	\$0.00
		Project Total					\$49,763.45	\$49,763.45	\$0.00
	45	EDD-BAC #1 Greater Dallas Hispanic Chamber	5015	BAC #1 GREATER DALLAS HISP CHAMBER MAPLE	Completed	CDBG	\$80,000.00	\$80,000.00	\$0.00
		Project Total					\$80,000.00	\$80,000.00	\$0.00
	46	EDD- BAC #2 Inncity Community Development Corporation.	5016	BAC #2 INNERCITY COMMUNITY DEVELOP CORP	Completed	CDBG	\$15,000.00	\$15,000.00	\$0.00
		Project Total					\$15,000.00	\$15,000.00	\$0.00
	47	EDD- BAC #3 West Dallas Neighborhood Comm. Dev. Corp.	5017	BAC #3 WEST DALLAS NEIGH COMM DEVEL CORP	Completed	CDBG	\$25,873.11	\$25,873.11	\$0.00
		Project Total					\$25,873.11	\$25,873.11	\$0.00
	48	EDD- BAC #4 Greater Dallas Hispanic Chanber of Commerce	5018	BAC #4 GREATER DALLAS HISP CHAMBER SUNSE	Completed	CDBG	\$80,000.00	\$80,000.00	\$0.00
		Project Total					\$80,000.00	\$80,000.00	\$0.00
	49	EDD-BAC #5 MBA Consultants, Inc.	5019	BAC #5 MBA CONSULTANTS	Completed	CDBG	\$80,000.00	\$80,000.00	\$0.00
		Project Total					\$80,000.00	\$80,000.00	\$0.00
	50	Public Improvement - City Facilities	5020	BECKLEY SANER PARK - SITE IMPROVEMENTS	Completed	CDBG	\$80,000.00	\$80,000.00	\$0.00
			5022	GARRETT PARK - PARK FURNITURE	Completed	CDBG	\$7,442.00	\$7,442.00	\$0.00

U.S. Department of Housing and Urban Development
 Office of Community Planning and Development
 Integrated Disbursement and Information System
 List of Activities By Program Year And Project
 DALLAS, TX

Funding Agency: DALLAS

Plan Year	IDIS Project	Project	IDIS Activity ID	Activity Name	Activity Status	Program	Funded Amount	Draw Amount	Balance		
2001	50	Public Improvement - City Facilities	5023	CUMMINGS RECREATION CENTER SECURITY LIGH	Completed	CDBG	\$65,000.00	\$65,000.00	\$0.00		
			5024	GATEWAY PARK DESIGN/CONST TRAIL EXPAND	Completed	CDBG	\$96,120.57	\$96,120.57	\$0.00		
			5025	GLOVER PARK - PLAYGROUND	Completed	CDBG	\$93,873.10	\$93,873.10	\$0.00		
			5026	HAMILTON PARK TRAIL IMPROVEMENTS	Completed	CDBG	\$174,830.70	\$174,830.70	\$0.00		
			5027	HAMILTON PARK SEC LIGHT/FURNITURE/SIGN	Completed	CDBG	\$55,718.76	\$55,718.76	\$0.00		
			5028	JAYCEE ZARAGOZA PARK - PARKING EXPANSION	Completed	CDBG	\$140,000.00	\$140,000.00	\$0.00		
			5029	LUNA, MARIA PARK - PAVILLION	Completed	CDBG	\$111,160.79	\$111,160.79	\$0.00		
			5030	MARYLAND PARK - PICNIC TABLE/BENCHES	Canceled	CDBG	\$0.00	\$0.00	\$0.00		
			Project Total						\$824,145.92	\$824,145.92	\$0.00
			51	Public Improvement-Bishop Davis-Design Phase Construction II	5021	CUMMINGS RECREATION CENTER - SECURITY LI	Canceled	CDBG	\$0.00	\$0.00	\$0.00
	5031	BISHOP DAVIS DESIGN PHASE II			Completed	CDBG	\$198,911.02	\$198,911.02	\$0.00		
	Project Total						\$198,911.02	\$198,911.02	\$0.00		
	52	Public Improvement - Glasgow 300 Block	5032	GLASGOW 300 BLK SIDEWALKS	Completed	CDBG	\$15,292.13	\$15,292.13	\$0.00		
			Project Total				\$15,292.13	\$15,292.13	\$0.00		
	53	Public Improvement-Neighborhood St. Improv. Petition Grant	5033	NEIGHBORHOOD STREET IMPROVEMENT PETITION	Completed	CDBG	\$134,999.99	\$134,999.99	\$0.00		
			Project Total				\$134,999.99	\$134,999.99	\$0.00		
	54	Public Improvement-Residential Barrier Free Ramps-Citywide	5034	RESIDENTIAL BARRIER FREE RAMPS CITYWIDE	Completed	CDBG	\$31,975.48	\$31,975.48	\$0.00		
			Project Total				\$31,975.48	\$31,975.48	\$0.00		
	55	Public Improvements - Non-Profit	5035	CENTURIAN	Canceled	CDBG	\$0.00	\$0.00	\$0.00		
			Project Total				\$0.00	\$0.00	\$0.00		
56	Fair Housing-Walker-Fair Housing Enforcement-Added	5036	WALKER FAIR HOUSING ENFORCEMENT	Completed	CDBG	\$397,191.74	\$397,191.74	\$0.00			
		Project Total				\$397,191.74	\$397,191.74	\$0.00			
57	Fair Housing-Walker-Housing Compliance Activities	5037	WALKER HOUSING COMPLIANCE ACTIVITIES	Completed	CDBG	\$122,334.00	\$122,334.00	\$0.00			
		Project Total				\$122,334.00	\$122,334.00	\$0.00			
58	Fair Housing-Walker-Rent Option	5038	WALKER RENT OPTION	Completed	CDBG	\$67,500.00	\$67,500.00	\$0.00			
		Project Total				\$67,500.00	\$67,500.00	\$0.00			
59	P/P/Oversight-Cons. Plan/Citizen Part.& CDC Support	5039	CITIZEN PARTICIPATION/CDC SUPPORT	Completed	CDBG	\$115,752.00	\$115,752.00	\$0.00			
		Project Total				\$115,752.00	\$115,752.00	\$0.00			
60	P/P/Oversight-Grant Compliance	5040	GRANT COMPLIANCE	Completed	CDBG	\$220,406.00	\$220,406.00	\$0.00			
		Project Total				\$220,406.00	\$220,406.00	\$0.00			
61	P/P/Oversight-Health Contract Monitoring	5041	HEALTH CONTRACT MONITORING	Completed	CDBG	\$273,994.05	\$273,994.05	\$0.00			
		Project Total				\$273,994.05	\$273,994.05	\$0.00			
63	P/P/Oversight-Jefferson/Zang to Marsalis)	5042	MEDIAN IMPROVEMENTS JEFFERSON BLVD	Completed	CDBG	\$43,484.00	\$43,484.00	\$0.00			
		Project Total				\$43,484.00	\$43,484.00	\$0.00			

U.S. Department of Housing and Urban Development
 Office of Community Planning and Development
 Integrated Disbursement and Information System
 List of Activities By Program Year And Project
 DALLAS, TX

Funding Agency: DALLAS

Plan Year	IDIS Project	Project	IDIS Activity ID	Activity Name	Activity Status	Program	Funded Amount	Draw Amount	Balance
2001	65	Section 108 Debt Service- In Town Housing	5043	SECTION 108 DEBT SERVICE INTOWN HOUSING	Completed	CDBG	\$3,459,695.00	\$3,459,695.00	\$0.00
		Project Total					\$3,459,695.00	\$3,459,695.00	\$0.00
	66	Section 108 Debt Service-Neighborhood Renaissance Program	5044	SECTION 108 DEBT SERVICE NEIGH RENAISSAN	Completed	CDBG	\$4,252,439.00	\$4,252,439.00	\$0.00
		Project Total					\$4,252,439.00	\$4,252,439.00	\$0.00
	67	HOME-CHDO Projects/TBD	5213	MAEDC PROJECT	Canceled	CDBG	\$0.00	\$0.00	\$0.00
			5215	ICDC-SCATTERED SITES	Canceled	CDBG	\$0.00	\$0.00	\$0.00
			5332	TR HOOVER SCATTERED SITES DEVELOPMENT	Canceled	CDBG	\$0.00	\$0.00	\$0.00
		Project Total					\$0.00	\$0.00	\$0.00
	69	HOME-MORTGAGE ASSISTANCE PROGRAM	5301	5136 TATO DRIVE	Canceled	CDBG	\$0.00	\$0.00	\$0.00
		Project Total					\$0.00	\$0.00	\$0.00
		Program Total				CDBG	\$21,145,495.62	\$21,145,495.62	\$0.00
		2001 Total					\$21,145,495.62	\$21,145,495.62	\$0.00
2002	1	PS-Adolescent Health Services Program	5553	ADOLESCENT HEALTH SERVICES, CD02 2315	Completed	CDBG	\$58,403.00	\$58,403.00	\$0.00
		Project Total					\$58,403.00	\$58,403.00	\$0.00
	2	PS-African American Museum Youth Enrichment Program	5554	AFRICAN-AMER MUSEUM YTH PROGRM CDO2 2348	Completed	CDBG	\$50,000.00	\$50,000.00	\$0.00
		Project Total					\$50,000.00	\$50,000.00	\$0.00
	3	PS-Afterschool Programs-Elementary School Sites	5555	AFTERSCHOOL PROG-ELEM SCHOOLS, CD02 2351	Completed	CDBG	\$514,362.59	\$514,362.59	\$0.00
		Project Total					\$514,362.59	\$514,362.59	\$0.00
	4	PS-Afterschool Programs-Community Centers	5556	AFTERSCHOOL PROG-COMM CENTERS, CD02 2351	Completed	CDBG	\$76,384.00	\$76,384.00	\$0.00
		Project Total					\$76,384.00	\$76,384.00	\$0.00
	5	PS-Child Care Services Program	5557	CHILD CARE SERVICES PROGRAM, CD02 2318	Completed	CDBG	\$227,850.00	\$227,850.00	\$0.00
		Project Total					\$227,850.00	\$227,850.00	\$0.00
	6	PS-City Adolescent Health Services	5558	CITY ADOLESCENT HEALTH SVC, CD02 2319	Completed	CDBG	\$165,250.00	\$165,250.00	\$0.00
		Project Total					\$165,250.00	\$165,250.00	\$0.00
	7	PS-City Child Care Services	5560	CITY CHILD CARE SERVICES, CD02 2320	Completed	CDBG	\$355,973.90	\$355,973.90	\$0.00
			6849	DALLAS INDEPENDENT SCHOOL DISTRICT	Canceled	CDBG	\$0.00	\$0.00	\$0.00
		Project Total					\$355,973.90	\$355,973.90	\$0.00
	8	PS-Summer Youth Program	5561	SUMMER YOUTH PROGRAM, CD02 2354	Completed	CDBG	\$52,691.08	\$52,691.08	\$0.00
		Project Total					\$52,691.08	\$52,691.08	\$0.00
	9	PS-Adolescent Substance Abuse-Inpatient	5562	ADOL SUBSTANCE ABUSE-INPATIENT CD02 2315	Completed	CDBG	\$65,000.00	\$65,000.00	\$0.00
		Project Total					\$65,000.00	\$65,000.00	\$0.00
	10	PS-Clinical Dental Care Program	5559	CLINICAL DENTAL CARE PROGAM, CD02 2324	Completed	CDBG	\$200,000.00	\$200,000.00	\$0.00
		Project Total					\$200,000.00	\$200,000.00	\$0.00
	11	PS-Adult Substance Abuse	5563	ADULT SUBSTANCE ABUSE, CD02 2316	Completed	CDBG	\$49,815.00	\$49,815.00	\$0.00

U.S. Department of Housing and Urban Development
 Office of Community Planning and Development
 Integrated Disbursement and Information System
 List of Activities By Program Year And Project
 DALLAS, TX

Funding Agency: DALLAS

Plan Year	IDIS Project	Project	IDIS Activity ID	Activity Name	Activity Status	Program	Funded Amount	Draw Amount	Balance
2002	11	Project Total					\$49,815.00	\$49,815.00	\$0.00
	12	PS-City Minority Diabetes Program	5564	CITY MINORITY DIABETES PROG, CDO2 2323	Completed	CDBG	\$45,485.00	\$45,485.00	\$0.00
		Project Total					\$45,485.00	\$45,485.00	\$0.00
	13	PS-AIDS Early Intervention and Education	5565	AIDS EARLY INTERV/EDUCATION, CD02 2317	Completed	CDBG	\$74,997.29	\$74,997.29	\$0.00
		Project Total					\$74,997.29	\$74,997.29	\$0.00
	14	PS-City Geriatric and Crisis Intervention	5566	CITY GERIATRIC & CRISIS INTERV CD02 2321	Completed	CDBG	\$184,474.00	\$184,474.00	\$0.00
		Project Total					\$184,474.00	\$184,474.00	\$0.00
	15	PS-City Office of Senior Affairs	5567	CITY OFFICE OF SENIOR AFFAIRS, CDO2 2322	Completed	CDBG	\$131,088.00	\$131,088.00	\$0.00
		Project Total					\$131,088.00	\$131,088.00	\$0.00
	16	PS-Senior Services/Nursing Home Ombudsmen Program	5568	SENIOR SERVICES PROGRAM, CD02 2330	Completed	CDBG	\$84,617.00	\$84,617.00	\$0.00
		Project Total					\$84,617.00	\$84,617.00	\$0.00
	17	PS-Temporary Emergency Housing	5569	TEMPORARY EMERGENCY HOUSING, CD02 2332	Completed	CDBG	\$50,000.00	\$50,000.00	\$0.00
		Project Total					\$50,000.00	\$50,000.00	\$0.00
	18	PS-English Language Tutoring	5570	ENGLISH LANGUAGE TUTORNG PROG, CD02 2347	Completed	CDBG	\$41,404.00	\$41,404.00	\$0.00
		Project Total					\$41,404.00	\$41,404.00	\$0.00
	19	PS-Teen Violence	5571	TEEN VIOLENCE-VICTIM OUTREACH CD02 2331	Completed	CDBG	\$35,000.00	\$35,000.00	\$0.00
		Project Total					\$35,000.00	\$35,000.00	\$0.00
	20	PS-Youth Empowerment Project	5572	YOUTH EMPOWERMENT PROGRAM, CDO2 2333	Completed	CDBG	\$92,554.00	\$92,554.00	\$0.00
		Project Total					\$92,554.00	\$92,554.00	\$0.00
	21	PS-Youth Job Training (Pleasant Woods/Grove)	5573	YOUTH JOB TRNG-PLEASANT WOODS/GROVE CD02	Completed	CDBG	\$29,990.00	\$29,990.00	\$0.00
		Project Total					\$29,990.00	\$29,990.00	\$0.00
	22	PS-Youth Related Social Services	5574	YOUTH RELATED SOCIAL SERVICE, CDO2 2335	Completed	CDBG	\$29,250.00	\$29,250.00	\$0.00
		Project Total					\$29,250.00	\$29,250.00	\$0.00
	23	PS-Dedicated SAFE II Expansion Inspection Support	5575	DED SAFE II SUPPORT-POLICE, CD02 2305	Completed	CDBG	\$205,486.78	\$205,486.78	\$0.00
		Project Total					\$205,486.78	\$205,486.78	\$0.00
	24	PS-Domestic Violence	5576	DOMESTIC VIOLENCE, CD02 2326	Completed	CDBG	\$46,000.00	\$46,000.00	\$0.00
		Project Total					\$46,000.00	\$46,000.00	\$0.00
	25	PS-Homeless Outreach	5577	HOMELESS OUTREACH, CD02 2328	Completed	CDBG	\$97,563.41	\$97,563.41	\$0.00
		Project Total					\$97,563.41	\$97,563.41	\$0.00
	26	PS-Community Re-Entry Support Services for Parolees/Families	5578	COMM RE-ENTRY SUPP SERVICES, CD02 2325	Completed	CDBG	\$40,924.00	\$40,924.00	\$0.00
		Project Total					\$40,924.00	\$40,924.00	\$0.00
	27	PS-Parenting and Early Childhood Development	5579	PARENTING & EARLY CHILDHD DEV, CD02 2329	Completed	CDBG	\$25,000.00	\$25,000.00	\$0.00
		Project Total					\$25,000.00	\$25,000.00	\$0.00
	28	HOUSING-HOUSING DEVELOPMENT SUPPORT	5580	HOUSING DEVELOPMENT SUPPORT, CD02 2344	Completed	CDBG	\$833,815.00	\$833,815.00	\$0.00

U.S. Department of Housing and Urban Development
 Office of Community Planning and Development
 Integrated Disbursement and Information System
 List of Activities By Program Year And Project
 DALLAS, TX

Funding Agency: DALLAS

Plan Year	IDIS Project	Project	IDIS Activity ID	Activity Name	Activity Status	Program	Funded Amount	Draw Amount	Balance
2002	28	Project Total					\$833,815.00	\$833,815.00	\$0.00
	29	Housing-Mortgage Assistance Program	5581	MORTGAGE ASSISTANCE PROGRAM, CD02 2345	Completed	CDBG	\$329,150.00	\$329,150.00	\$0.00
		Project Total					\$329,150.00	\$329,150.00	\$0.00
	30	HOUSING-SINGLE FAMILY DEVELOPMENT	5582	RESDNLT DEV ACQ LOAN PROG, CD02 2346	Completed	CDBG	\$900,000.00	\$900,000.00	\$0.00
			10189	RDALP-ST.PHILLIPS	Canceled	CDBG	\$0.00	\$0.00	\$0.00
		Project Total					\$900,000.00	\$900,000.00	\$0.00
	31	Housing-Housing Assistance Support	5583	HOUSING ASSISTANCE SUPPORT	Completed	CDBG	\$582,834.00	\$582,834.00	\$0.00
		Project Total					\$582,834.00	\$582,834.00	\$0.00
	32	Housing-Home Repair Program	5584	HOME REPAIR PROGRAM, CD02 2341	Completed	CDBG	\$2,475,965.00	\$2,475,965.00	\$0.00
			6219	MINOR HOME REPAIR PROG, 0R02 2431	Canceled	CDBG	\$0.00	\$0.00	\$0.00
			6736	BASIC HOME REPAIR PROGRAM - CDO2, 2800	Completed	CDBG	\$200,000.00	\$200,000.00	\$0.00
		Project Total					\$2,675,965.00	\$2,675,965.00	\$0.00
	33	Housing-Home Repair Program South Dallas/Fair Park	5585	HOME REPAIR PROG-S DALLAS/FP, CDO2 2342	Completed	CDBG	\$100,000.00	\$100,000.00	\$0.00
		Project Total					\$100,000.00	\$100,000.00	\$0.00
	34	Housing-Volunteers in Plumbing	5586	VOLUNTEERS IN PLUMBING, CD02 2306	Completed	CDBG	\$22,891.56	\$22,891.56	\$0.00
		Project Total					\$22,891.56	\$22,891.56	\$0.00
	35	Housing-Dedicated SAFE II Exp. Code Insp.-Code Compliance	5587	DED SAFE II CODE INSPE-CODE, CD02 2302	Completed	CDBG	\$104,000.00	\$104,000.00	\$0.00
		Project Total					\$104,000.00	\$104,000.00	\$0.00
	36	Housing-Dedicated SAFE II Exp. Code Insp.-Fire Department	5588	DED SAFE II CODE INSP- FIRE, CD02 2303	Completed	CDBG	\$113,968.00	\$113,968.00	\$0.00
		Project Total					\$113,968.00	\$113,968.00	\$0.00
	37	Housing-Dedicated SAFE II Exp. Code Insp.- Police Department	5589	DED SAFE II CODE INSPE-POLICE, CD02 2304	Completed	CDBG	\$194,382.87	\$194,382.87	\$0.00
		Project Total					\$194,382.87	\$194,382.87	\$0.00
	38	Housing-Community Prosecution Program	5590	COMMUNITY PROSECUTION PROG, CD02 2300	Completed	CDBG	\$100,000.00	\$100,000.00	\$0.00
		Project Total					\$100,000.00	\$100,000.00	\$0.00
	39	EDD-Revolving Business Loan Program	6161	ABSOLUTELY WINGS, LP	Completed	CDBG	\$100,000.00	\$100,000.00	\$0.00
			6162	A & M AUTO CAR CARE CENTER	Completed	CDBG	\$81,000.00	\$81,000.00	\$0.00
			6163	PARAGON PROJECT RESOURCES	Completed	CDBG	\$300,000.00	\$300,000.00	\$0.00
		Project Total					\$481,000.00	\$481,000.00	\$0.00
	40	EDD-Revolving Loan Program-Staff Support	6160	SDDC ADMIN EXPENSES - PROGRAM INCOME	Completed	CDBG	\$179,175.68	\$179,175.68	\$0.00
		Project Total					\$179,175.68	\$179,175.68	\$0.00
	41	EDD-Bexar Street Retail Development Project	5591	BEXAR ST RETAIL DEV PROJECT, CD02 2307	Completed	CDBG	\$714,000.00	\$714,000.00	\$0.00
			9017	BEXAR ST RETAIL DEV PROJECT, 04R3, 3401	Completed	CDBG	\$350,000.00	\$350,000.00	\$0.00
		Project Total					\$1,064,000.00	\$1,064,000.00	\$0.00

U.S. Department of Housing and Urban Development
 Office of Community Planning and Development
 Integrated Disbursement and Information System
 List of Activities By Program Year And Project
 DALLAS, TX

Funding Agency: DALLAS

Plan Year	IDIS Project	Project	IDIS Activity ID	Activity Name	Activity Status	Program	Funded Amount	Draw Amount	Balance
2002	42	EDD-Enterprise Zone Economic Development Program-Staff	5592	ENTERPRSE ZONE ECO EMP-STAFF, CD02 2308	Completed	CDBG	\$71,000.00	\$71,000.00	\$0.00
		Project Total					\$71,000.00	\$71,000.00	\$0.00
	43	EDD-BAC #1 Inncity Community Development Corporation	5593	BAC#1-GRT DALLAS HISPANIC CTR, CD02 2309	Completed	CDBG	\$76,125.34	\$76,125.34	\$0.00
		Project Total					\$76,125.34	\$76,125.34	\$0.00
	44	EDD-BAC #2 West Dallas Neighborhood Comm. Dev. Corp.	5594	BAC #2-INNERCITY DEV CORP, CD02 2310	Completed	CDBG	\$80,000.00	\$80,000.00	\$0.00
		Project Total					\$80,000.00	\$80,000.00	\$0.00
	45	EDD-BAC #3 Greater Dallas Hispanic Chamber of Commerce	5595	BAC #3-W DALLAS NGHD DEV CORP, CD02 2311	Canceled	CDBG	\$0.00	\$0.00	\$0.00
		Project Total					\$0.00	\$0.00	\$0.00
	46	EDD-BAC #4 Greater Dallas Hispanic Chamber of Commerce	5596	BAC #4-GTR DALLAS HISP/SUNSET, CD02 2312	Completed	CDBG	\$80,000.00	\$80,000.00	\$0.00
		Project Total					\$80,000.00	\$80,000.00	\$0.00
	47	EDD-BAC #5 MBA Consultants	5597	BAC #5-MBA CONSULTANTS, CD02 2313	Completed	CDBG	\$80,000.00	\$80,000.00	\$0.00
		Project Total					\$80,000.00	\$80,000.00	\$0.00
	48	Public Improvements-City Facilities	5611	COLE PARK(PH I-MASTER PLAN), 0R01 2378	Completed	CDBG	\$40,000.00	\$40,000.00	\$0.00
			5612	HAMILTON PARK-SITE IMP/PH 2,CD02 2352	Completed	CDBG	\$117,926.74	\$117,926.74	\$0.00
			5613	HAMILTON PRK-COTTONWOOD TRL, 0R01 2377	Completed	CDBG	\$104,000.00	\$104,000.00	\$0.00
			5614	SOUTH CENTRAL PARK/SITE IMP, 0R01 2379	Completed	CDBG	\$70,289.00	\$70,289.00	\$0.00
			5615	SOUTH CENTRAL PARK/SITE IMP, CD02 2353	Completed	CDBG	\$28,773.84	\$28,773.84	\$0.00
		Project Total					\$360,989.58	\$360,989.58	\$0.00
	49	Public Improvements-Neighborhood St. Improv. Petition	5616	NGHD STREET IMP PETITION PROG, CD02 2350	Completed	CDBG	\$124,816.47	\$124,816.47	\$0.00
		Project Total					\$124,816.47	\$124,816.47	\$0.00
	50	Public Improvements-Non-Profit	5617	CTR FOR HSG RESOURCES, 0R01 2374	Canceled	CDBG	\$0.00	\$0.00	\$0.00
		Project Total					\$0.00	\$0.00	\$0.00
	51	Public Improvements-Non-Profit	5618	DALLAS CAN ACADEMY/OC CAMPUS, 0R01 2375	Completed	CDBG	\$177,725.00	\$177,725.00	\$0.00
			5619	REFUGEE SERVICES OF N TX, 0R01 2376	Completed	CDBG	\$119,420.00	\$119,420.00	\$0.00
		Project Total					\$297,145.00	\$297,145.00	\$0.00
	52	Fair Housing-Walker-Fair Housing Enforcement	5599	WALKER-FAIR HSG ENF/ADDED, CD02 2339	Completed	CDBG	\$402,187.00	\$402,187.00	\$0.00
		Project Total					\$402,187.00	\$402,187.00	\$0.00
	53	Fair Housing-Walker-Housing Compliance Activities	5600	WALKR-HSG COMPLIANCE, CD02 2349	Completed	CDBG	\$82,585.57	\$82,585.57	\$0.00
		Project Total					\$82,585.57	\$82,585.57	\$0.00
	54	Fair Housing-Walker-Rent Option	5601	WALKER-RENT OPTION, CD02 2340	Completed	CDBG	\$67,336.52	\$67,336.52	\$0.00
		Project Total					\$67,336.52	\$67,336.52	\$0.00
	55	P/P/Oversight-Cons. Plan/Citizen Part. & CDC Support	5602	CONPLAN OS/CITZ PART/CDC SUPP, CDO2 2336	Completed	CDBG	\$138,653.00	\$138,653.00	\$0.00

U.S. Department of Housing and Urban Development
 Office of Community Planning and Development
 Integrated Disbursement and Information System
 List of Activities By Program Year And Project
 DALLAS, TX

Funding Agency: DALLAS

Plan Year	IDIS Project	Project	IDIS Activity ID	Activity Name	Activity Status	Program	Funded Amount	Draw Amount	Balance
2002	55	Project Total					\$138,653.00	\$138,653.00	\$0.00
	56	P/P/Oversight-Grant Compliance	5603	GRANT COMPLIANCE, CD02 2301	Completed	CDBG	\$224,536.77	\$224,536.77	\$0.00
		Project Total					\$224,536.77	\$224,536.77	\$0.00
	57	P/P/Oversight-Contract Monitoring	5604	HEALTH CONTRACT MONITORING, CD02 2327	Completed	CDBG	\$265,361.00	\$265,361.00	\$0.00
		Project Total					\$265,361.00	\$265,361.00	\$0.00
	58	P/P/Oversight-Historic Preservation	5605	HISTORIC PRES REV/MITIGATION, CD02 2430	Completed	CDBG	\$35,000.00	\$35,000.00	\$0.00
		Project Total					\$35,000.00	\$35,000.00	\$0.00
	59	Section 108 Debt Service-Neighborhood Renaissance	5620	SECIION 108 DEBT SERVICE/NRP, CD02 2337	Completed	CDBG	\$3,733,346.00	\$3,733,346.00	\$0.00
		Project Total					\$3,733,346.00	\$3,733,346.00	\$0.00
	60	Section 108 Debt Service-In Town Housing	5621	SECTION 108 DEBT SVC/INTOWN, CD02 2338	Completed	CDBG	\$4,051,548.37	\$4,051,548.37	\$0.00
		Project Total					\$4,051,548.37	\$4,051,548.37	\$0.00
	63	HOME-Mortgage Assistance Program	5608	MORTGAGE ASSISTANCE PROGRAM, CD02 2357	Canceled	CDBG	\$0.00	\$0.00	\$0.00
			5921	10835 ESTACADO DRIVE	Canceled	CDBG	\$0.00	\$0.00	\$0.00
			6610	5623 RIVERSIDE DRIVE	Canceled	CDBG	\$0.00	\$0.00	\$0.00
		Project Total					\$0.00	\$0.00	\$0.00
	79	EDD-PAUL QUINN (CDC) RENOVATION OF RETAIL STRIP	5598	PAUL QUINN CDC, CD02 2373	Canceled	CDBG	\$0.00	\$0.00	\$0.00
		Project Total					\$0.00	\$0.00	\$0.00
	80	HOUSING - LOT ACQUISITION PROGRAM	5624	HOUSING-LOT ACQUIS PILOT PROG, HUPI 6313	Canceled	CDBG	\$0.00	\$0.00	\$0.00
			5643	HOUSING-LOT ACQUIS PILOT PROG, HMPI 6316	Canceled	CDBG	\$0.00	\$0.00	\$0.00
		Project Total					\$0.00	\$0.00	\$0.00
	81	HOUSING - HOUSING ASSISTANCE SUPPORT-R	5625	HOUSING-HOUSING ASSIST SUPP-R,0R02 2428	Completed	CDBG	\$992,877.00	\$992,877.00	\$0.00
		Project Total					\$992,877.00	\$992,877.00	\$0.00
	82	HOUSING - HOUSING MANAGEMENT SUPPORT-R	5626	HOUSING-HOUSING MGMT SUPPORT, 0R02 2429	Completed	CDBG	\$705,312.00	\$705,312.00	\$0.00
		Project Total					\$705,312.00	\$705,312.00	\$0.00
		Program Total				CDBG	\$22,579,564.78	\$22,579,564.78	\$0.00
		2002 Total					\$22,579,564.78	\$22,579,564.78	\$0.00
2003	1	PS-ADOLESCENT HEALTH SERVICES	6037	ADOLESCENT HEALTH SERVICES, CD03 2453	Completed	CDBG	\$59,455.17	\$59,455.17	\$0.00
		Project Total					\$59,455.17	\$59,455.17	\$0.00
	2	PS-AFRICAN AMERICAN MUSEUM YOUTH ENRICHMENT PROGRAM	6038	AFRICAN AM MUSEUM YTH ENRCHMNT,CD03 2489	Completed	CDBG	\$50,000.00	\$50,000.00	\$0.00
		Project Total					\$50,000.00	\$50,000.00	\$0.00
	3	PS-AFTER-SCHOOL PROGRAMS-ELEMENTARY SCHOOL SITES	6039	AFTERSCHOOL PROG-ELEM SCHOOLS, CD03 2492	Completed	CDBG	\$402,218.00	\$402,218.00	\$0.00
			6199	AFTERSCHOOL PROG-ELEM SCHOOLS, 03R1 2527	Completed	CDBG	\$10,349.00	\$10,349.00	\$0.00
		Project Total					\$412,567.00	\$412,567.00	\$0.00

U.S. Department of Housing and Urban Development
 Office of Community Planning and Development
 Integrated Disbursement and Information System
 List of Activities By Program Year And Project
 DALLAS, TX

Funding Agency: DALLAS

Plan Year	IDIS Project	Project	IDIS Activity ID	Activity Name	Activity Status	Program	Funded Amount	Draw Amount	Balance
2003	4	PS-AFTER-SCHOOL PROGRAMS-COMMUNITY CENTERS	6040	AFTERSCHL PROG-COMMUNITY CTRS,CD03 2492	Completed	CDBG	\$113,282.00	\$113,282.00	\$0.00
		Project Total					\$113,282.00	\$113,282.00	\$0.00
	5	PS-CHILD CARE SERVICES PROGRAM	6041	CHILD CARE SERVICES, CD03 2457	Completed	CDBG	\$227,850.00	\$227,850.00	\$0.00
		Project Total					\$227,850.00	\$227,850.00	\$0.00
	6	PS-CITY ADOLESCENT AND YOUTH PROGRAMS	6042	CITY ADOL. AND YOUTH PROGS, CD03 2458	Completed	CDBG	\$269,799.00	\$269,799.00	\$0.00
			6200	CITY ADOL. AND YOUTH PROGS, 03R1 2517	Completed	CDBG	\$5,055.00	\$5,055.00	\$0.00
		Project Total					\$274,854.00	\$274,854.00	\$0.00
	7	PS-CITY CHILD CARE SERVICES	6043	CITY CHILD CARE SERVICES	Completed	CDBG	\$355,979.00	\$355,979.00	\$0.00
			6848	DALLAS INDEPENDENT SCHOOL DISTRICT	Canceled	CDBG	\$0.00	\$0.00	\$0.00
		Project Total					\$355,979.00	\$355,979.00	\$0.00
	8	PS-SUMMER YOUTH PROGRAM	6044	SUMMER YOUTH PROGRAM	Completed	CDBG	\$53,354.00	\$53,354.00	\$0.00
		Project Total					\$53,354.00	\$53,354.00	\$0.00
	9	PS-ADOLESCENT SUBSTANCE ABUSE-INPATIENT	6045	ADOL SUBSTNCE ABUSE-INPATIENT, CD03 2454	Completed	CDBG	\$65,000.00	\$65,000.00	\$0.00
		Project Total					\$65,000.00	\$65,000.00	\$0.00
	10	PS-CLINICAL DENTAL CARE PROGRAM	6046	CLINICAL DENTAL CARE, CD03 2463	Completed	CDBG	\$200,000.00	\$200,000.00	\$0.00
		Project Total					\$200,000.00	\$200,000.00	\$0.00
	11	PS-ADULT SUBSTANCE ABUSE	6047	ADULT SUBSTANCE ABUSE, CD03 2455	Completed	CDBG	\$50,000.00	\$50,000.00	\$0.00
		Project Total					\$50,000.00	\$50,000.00	\$0.00
	12	PS-CITY MINORITY DIABETES PROGRAM	6048	CITY MINORITY DIABETES PROG, CD03 2462	Completed	CDBG	\$50,000.00	\$50,000.00	\$0.00
			6201	CITY MINORITY DIABETES PROG, 03R1 2526	Completed	CDBG	\$21,947.28	\$21,947.28	\$0.00
		Project Total					\$71,947.28	\$71,947.28	\$0.00
	13	PS-AIDS EARLY INTERVENTION AND EDUCATION	6049	AIDS EARLY INTERV AND EDUC, CD03 2456	Completed	CDBG	\$74,988.61	\$74,988.61	\$0.00
		Project Total					\$74,988.61	\$74,988.61	\$0.00
	14	PS-CITY GERIATRIC AND CRISIS INTERVENTION	6050	CITY GERIATRIC & CRISIS INTERV,CD03 2460	Completed	CDBG	\$184,474.00	\$184,474.00	\$0.00
			6202	CITY GERIATRIC & CRISIS INTERV,03R1 2518	Completed	CDBG	\$43,846.00	\$43,846.00	\$0.00
		Project Total					\$228,320.00	\$228,320.00	\$0.00
	15	PS-CITY OFFICE OF SENIOR AFFAIRS	6051	CITY OFC OF SENIOR AFFAIRS, CD03 2461	Completed	CDBG	\$131,088.00	\$131,088.00	\$0.00
			6203	CITY OFC OF SENIOR AFFAIRS, 03R1 2519	Completed	CDBG	\$9,162.00	\$9,162.00	\$0.00
		Project Total					\$140,250.00	\$140,250.00	\$0.00
	16	PS-SENIOR SERVICES/NURSING HOME OMBUDSMEN PROGRAM	6052	SENIOR SERVICES PROGRAMS, CD03 2469	Completed	CDBG	\$84,617.00	\$84,617.00	\$0.00
		Project Total					\$84,617.00	\$84,617.00	\$0.00
	17	PS-TEMPORARY EMERGENCY HOUSING	6053	TEMPORARY EMERGENCY HOUSING, CD03 2471	Completed	CDBG	\$50,000.00	\$50,000.00	\$0.00
		Project Total					\$50,000.00	\$50,000.00	\$0.00
	18	PS-ENGLISH LANGUAGE TUTORING	6054	ENGLISH LANG TUTORING, CD03 2488	Completed	CDBG	\$38,525.00	\$38,525.00	\$0.00

U.S. Department of Housing and Urban Development
 Office of Community Planning and Development
 Integrated Disbursement and Information System
 List of Activities By Program Year And Project
 DALLAS, TX

Funding Agency: DALLAS

Plan Year	IDIS Project	Project	IDIS Activity ID	Activity Name	Activity Status	Program	Funded Amount	Draw Amount	Balance
2003	18	Project Total					\$38,525.00	\$38,525.00	\$0.00
	19	PS-TEEN VIOLENCE	6055	TEEN VIOLENCE-VICTIM OUTREACH, CD03 2470	Completed	CDBG	\$35,000.00	\$35,000.00	\$0.00
		Project Total					\$35,000.00	\$35,000.00	\$0.00
	20	PS-YOUTH JOB TRAINING (PLEASANT WOODS/GROVE)	6056	YTH JOB TRNG(PLEASANT W/G), CD03 2472	Completed	CDBG	\$13,368.50	\$13,368.50	\$0.00
		Project Total					\$13,368.50	\$13,368.50	\$0.00
	21	PS-YOUTH RELATED SOCIAL SERVICES	6057	YTH RELATED SOCIAL SVC, CD03 2473	Completed	CDBG	\$29,250.00	\$29,250.00	\$0.00
		Project Total					\$29,250.00	\$29,250.00	\$0.00
	22	PS-DEDICATED SAFE II EXP. INSP. SUPPORT-POLICE	6058	DED SAFE II INSP SUPPORT-POL, CD03 2441	Completed	CDBG	\$172,586.36	\$172,586.36	\$0.00
		Project Total					\$172,586.36	\$172,586.36	\$0.00
	23	PS-DOMESTIC VIOLENCE	6059	DOMESTIC VIOLENCE, CD03 2465	Completed	CDBG	\$43,402.06	\$43,402.06	\$0.00
		Project Total					\$43,402.06	\$43,402.06	\$0.00
	24	PS-HOMELESS OUTREACH	6060	HOMELESS OUTREACH, CD03 2467	Completed	CDBG	\$105,922.00	\$105,922.00	\$0.00
		Project Total					\$105,922.00	\$105,922.00	\$0.00
	25	PS-COMMUNITY RE-ENTRY SUPPORT SERVICES FOR PAROLEES/FAMILIES	6061	COMMUNITY RE-ENTRY SUPP SVCS, CD03 2464	Completed	CDBG	\$40,924.00	\$40,924.00	\$0.00
		Project Total					\$40,924.00	\$40,924.00	\$0.00
	26	PS-PARENTING AND EARLY CHILDHOOD DEVELOPMENT	6062	PARENTING/EARLY CHILDHOOD DEV, CD03 2468	Completed	CDBG	\$25,000.00	\$25,000.00	\$0.00
		Project Total					\$25,000.00	\$25,000.00	\$0.00
	27	HOUSING-RELOCATION ASSISTANCE	6063	RELOCATION ASSISTANCE, CD03 2436	Completed	CDBG	\$150,000.00	\$150,000.00	\$0.00
			6204	RELOCATION ASSISTANCE, 03R1 2515	Completed	CDBG	\$312,790.96	\$312,790.96	\$0.00
		Project Total					\$462,790.96	\$462,790.96	\$0.00
	28	HOUSING-HOUSING DEVELOPMENT SUPPORT	6064	HOUSING DEVELOPMENT SUPPORT, CD03 2482	Completed	CDBG	\$833,815.00	\$833,815.00	\$0.00
			6211	HOUSING DEVELOPMENT SUPPORT, 03R3 2576	Completed	CDBG	\$54,250.00	\$54,250.00	\$0.00
		Project Total					\$888,065.00	\$888,065.00	\$0.00
	29	HOUSING-MORTGAGE ASSISTANCE PROGRAM	6065	MORTGAGE ASSISTANCE, CD03 2487	Completed	CDBG	\$300,000.00	\$300,000.00	\$0.00
		Project Total					\$300,000.00	\$300,000.00	\$0.00
	30	HOUSING-HOUSING ASSISTANCE SUPPORT STAFF	6066	HOUSING ASST SUPPORT STAFF, CD03 2481	Completed	CDBG	\$1,573,665.00	\$1,573,665.00	\$0.00
			6210	HOUSING ASST SUPPORT STAFF, 03R3 2575	Completed	CDBG	\$139,386.81	\$139,386.81	\$0.00
		Project Total					\$1,713,051.81	\$1,713,051.81	\$0.00
	31	HOUSING-NEIGHBORHOOD INVESTMENT PROGRAM/BASIC HOME REPAIR	6067	NIP-BASIC HOME REPAIR PROG, CD03 2479	Completed	CDBG	\$2,475,965.00	\$2,475,965.00	\$0.00
		Project Total					\$2,475,965.00	\$2,475,965.00	\$0.00
	32	HOUSING-MINOR HOME REPAIR PROGRAM	6068	MINOR HOME REPAIR PROG, CD03 2480	Canceled	CDBG	\$0.00	\$0.00	\$0.00
		Project Total					\$0.00	\$0.00	\$0.00

U.S. Department of Housing and Urban Development
 Office of Community Planning and Development
 Integrated Disbursement and Information System
 List of Activities By Program Year And Project
 DALLAS, TX

Funding Agency: DALLAS

Plan Year	IDIS Project	Project	IDIS Activity ID	Activity Name	Activity Status	Program	Funded Amount	Draw Amount	Balance
2003	33	HOUSING-HOME REPAIR PROGRAM-SOUTH DALLAS/FAIR PARK	6069	HOME REPAIR-S DALLAS/FAIR PARK,CD03 2484	Completed	CDBG	\$99,999.51	\$99,999.51	\$0.00
		Project Total					\$99,999.51	\$99,999.51	\$0.00
	34	HOUSING-VOLUNTEERS IN PLUMBING	6070	VOLUNTEERS IN PLUMBING, CD03 2442	Completed	CDBG	\$19,922.50	\$19,922.50	\$0.00
		Project Total					\$19,922.50	\$19,922.50	\$0.00
	35	HOUSING-REPLACEMENT HOUSING PROGRAM	6071	NIP-REPLACEMENT HSG PROG, CD03 2485	Completed	CDBG	\$222,965.00	\$222,965.00	\$0.00
			7131	JAMES HARRIS	Canceled	CDBG	\$0.00	\$0.00	\$0.00
			7133	LOVIE RAINBOLT	Canceled	CDBG	\$0.00	\$0.00	\$0.00
			7136	SIMON & MARIA CAVAZOS	Canceled	CDBG	\$0.00	\$0.00	\$0.00
			7138	RUBY HOLLOWAY	Canceled	CDBG	\$0.00	\$0.00	\$0.00
			7167	ANNIE JONES	Canceled	CDBG	\$0.00	\$0.00	\$0.00
			7263	JOHN LUMPKIN	Canceled	CDBG	\$0.00	\$0.00	\$0.00
			7264	1422 HARLANDALE	Canceled	CDBG	\$0.00	\$0.00	\$0.00
			7313	2559 GHENT STREET	Canceled	CDBG	\$0.00	\$0.00	\$0.00
			7397	HOME REPAIR	Canceled	CDBG	\$0.00	\$0.00	\$0.00
		Project Total					\$222,965.00	\$222,965.00	\$0.00
	36	HOUSING-DEDICATED SAFE II EXP. CODE INSP.-CODE COMPLIANCE	6075	DED SAFE II EXP CODE INSP-CODE,CD03 2435	Completed	CDBG	\$104,000.00	\$104,000.00	\$0.00
		Project Total					\$104,000.00	\$104,000.00	\$0.00
	37	HOUSING-DEDICATED SAFE II EXP. CODE INSP.-FIRE DEPARTMENT	6076	DED SAFE II EXP CODE INSP-FIRE,CD03 2439	Completed	CDBG	\$113,968.00	\$113,968.00	\$0.00
			6205	DED SAFE II EXP CODE INSP-FIRE,03R1 2516	Completed	CDBG	\$8,644.06	\$8,644.06	\$0.00
		Project Total					\$122,612.06	\$122,612.06	\$0.00
	38	HOUSING-DEDICATED SAFE II EXP. CODE INSP.-POLICE DEPARTMENT	6077	DED SAFE II EXP CODE INSP-POL, CD03 2440	Completed	CDBG	\$84,899.00	\$84,899.00	\$0.00
		Project Total					\$84,899.00	\$84,899.00	\$0.00
	39	HOUSING-COMMUNITY PROSECUTION PROGRAM	6078	COMMUNITY PROSECUTION PROG, CD03 2432	Completed	CDBG	\$94,208.00	\$94,208.00	\$0.00
		Project Total					\$94,208.00	\$94,208.00	\$0.00
	40	HOUSING-NEIGHBORHOOD INVESTMENT PROGRAM-COMMUNITY PROSECUTOR	6079	NIP-COMMUNITY PROSECUTOR, CD03 2433	Completed	CDBG	\$210,976.00	\$210,976.00	\$0.00
		Project Total					\$210,976.00	\$210,976.00	\$0.00
	41	HOUSING-NEIGHBORHOOD INVESTMENT PROGRAM-CODE COMPLIANCE	6080	NIP-CODE COMPLIANCE, CD03 2438	Completed	CDBG	\$154,925.25	\$154,925.25	\$0.00
		Project Total					\$154,925.25	\$154,925.25	\$0.00
	42	EDD-REVOLVING BUSINESS LOAN PROGRAM	7048	BKM TOTAL OFFICE OF TX, L.P.	Completed	CDBG	\$300,000.00	\$300,000.00	\$0.00
			7049	WILLIAMS SUPERMARKET	Completed	CDBG	\$225,000.00	\$225,000.00	\$0.00
			7050	PEACOCK ALLEY, INC	Completed	CDBG	\$300,000.00	\$300,000.00	\$0.00
			7051	E. O. SYSTEMS, INC.	Completed	CDBG	\$150,000.00	\$150,000.00	\$0.00

U.S. Department of Housing and Urban Development
 Office of Community Planning and Development
 Integrated Disbursement and Information System
 List of Activities By Program Year And Project
 DALLAS, TX

Funding Agency: DALLAS

Plan Year	IDIS Project	Project	IDIS Activity ID	Activity Name	Activity Status	Program	Funded Amount	Draw Amount	Balance
2003	42	EDD-REVOLVING BUSINESS LOAN PROGRAM	7052	MR. NAMS FOODS, INC.	Completed	CDBG	\$50,000.00	\$50,000.00	\$0.00
			7053	RUBY JACKSON D/B/A JACKSON'S AUTO SVC	Completed	CDBG	\$110,000.00	\$110,000.00	\$0.00
		Project Total					\$1,135,000.00	\$1,135,000.00	\$0.00
	43	EDD-REVOLVING BUSINESS LOAN PROGRAM-STAFF SUPPORT	7054	SDDC ADMIN EXPENSES - PROGRAM INCOME	Completed	CDBG	\$199,416.36	\$199,416.36	\$0.00
		Project Total					\$199,416.36	\$199,416.36	\$0.00
	44	EDD-ENTERPRISE ZONE ECONOMIC DEVELOPMENT PROGRAM-STAFF	6089	ENTRPR ZONE ED PROG-STAFF, CD03 2444	Completed	CDBG	\$69,846.46	\$69,846.46	\$0.00
		Project Total					\$69,846.46	\$69,846.46	\$0.00
	45	EDD-BAC#2 INNERCITY COMMUNITY DEVELOPMENT CORPORATION	6092	BAC #2-INNERCTY COMM DEV CORP, CD03 2446	Completed	CDBG	\$80,000.00	\$80,000.00	\$0.00
		Project Total					\$80,000.00	\$80,000.00	\$0.00
	46	EDD-BAC#3 GTR HISP CHM/WD (FMR W DLS COMM DEV CORP)	6094	BAC#3-GRTR HISP CHMB/WD, CD03 2447	Completed	CDBG	\$52,981.52	\$52,981.52	\$0.00
		Project Total					\$52,981.52	\$52,981.52	\$0.00
	47	EDD-BAC#1 GRTR DALLAS HISPANIC CHAMBER (MAPLE)	6096	BAC#1-GTR D HISPANIC CHMB-MPL, CD03 2445	Completed	CDBG	\$80,000.00	\$80,000.00	\$0.00
		Project Total					\$80,000.00	\$80,000.00	\$0.00
	48	EDD-BAC#4 GRTR DALLAS HISPANIC CHAMBER (SUNSET)	6097	BAC#4-GTR D HISPANIC CHM/SSET, CD03 2448	Completed	CDBG	\$73,844.40	\$73,844.40	\$0.00
		Project Total					\$73,844.40	\$73,844.40	\$0.00
	49	EDD-BAC#5 MBA CONSULTANTS	6099	BAC#5-MBA CONSULTANTS, CD03 2449	Completed	CDBG	\$80,000.00	\$80,000.00	\$0.00
			6861	BAC#4-GTR D HISPANIC CHM/SSET, CD03 2448	Canceled	CDBG	\$0.00	\$0.00	\$0.00
		Project Total					\$80,000.00	\$80,000.00	\$0.00
	50	EDD-BAC#6 MULTI-ETHNIC RDUCTION & ECON. DEV. (MEED)	6100	BAC#6-MEED CORP, CD03 2450	Canceled	CDBG	\$0.00	\$0.00	\$0.00
		Project Total					\$0.00	\$0.00	\$0.00
	51	EDD-DALLAS SER (PROYECTO TAP)	6101	DALLAS SER/PROYECTO TAP, CD03 2451	Completed	CDBG	\$119,999.98	\$119,999.98	\$0.00
		Project Total					\$119,999.98	\$119,999.98	\$0.00
	52	PI-NEIGHBORHOOD STREET IMPROVEMENT PETITION GRANT	6102	NGHD STREET IMP PETITION PROG, CD03 2491	Completed	CDBG	\$124,862.94	\$124,862.94	\$0.00
		Project Total					\$124,862.94	\$124,862.94	\$0.00
	53	PI-NEIGHBORHOOD INVESTMENT PROGRAM-PI PROJECTS	6103	NIP - PUBLIC IMPROVEMENT PROJ, CD03 2486	Completed	CDBG	\$1,207,196.00	\$1,207,196.00	\$0.00
			6209	NIP - PUBLIC IMPROVEMENT PROJ, 03R3 2574	Open	CDBG	\$1,639,187.00	\$1,637,455.00	\$1,732.00
			6220	NIP - PUBLIC IMPROVEMENT PROJ, 2R01 2565	Completed	CDBG	\$489,204.00	\$489,204.00	\$0.00
		Project Total					\$3,335,587.00	\$3,333,855.00	\$1,732.00
	54	FAIR HOUSING-WALKER-FAIR HOUSING ENFORCEMENT	6104	WALKER-FAIR HOUSING ENFORCMNT, CD03 2477	Completed	CDBG	\$485,907.66	\$485,907.66	\$0.00

U.S. Department of Housing and Urban Development
 Office of Community Planning and Development
 Integrated Disbursement and Information System
 List of Activities By Program Year And Project
 DALLAS, TX

Funding Agency: DALLAS

Plan Year	IDIS Project	Project	IDIS Activity ID	Activity Name	Activity Status	Program	Funded Amount	Draw Amount	Balance
2003	54	Project Total					\$485,907.66	\$485,907.66	\$0.00
	55	FAIR HOUSING-WALKER-HOUSING COMPLIANCE ACTIVITIES	6105	WALKER-HSG COMPLIANCE, CD03 2490	Canceled	CDBG	\$0.00	\$0.00	\$0.00
		Project Total					\$0.00	\$0.00	\$0.00
	56	FAIR HOUSING-WALKER RENT OPTION	6106	FAIR HSG/WALKER-RENT OPTION, CD03 2478	Canceled	CDBG	\$0.00	\$0.00	\$0.00
		Project Total					\$0.00	\$0.00	\$0.00
	57	P/P/OVERSIGHT-CONS. PLAN/CITIZEN PART. & CDC SUPPORT	6107	CONPLAN OVERSIGHT/CITIZN PART, CD03 2474	Completed	CDBG	\$491,627.63	\$491,627.63	\$0.00
		Project Total					\$491,627.63	\$491,627.63	\$0.00
	58	P/P/OVERSIGHT-GRANT COMPLIANCE	6108	GRANT COMPLIANCE, CD03 2434	Completed	CDBG	\$224,541.00	\$224,541.00	\$0.00
			6206	GRANT COMPLIANCE, 03R1 2514	Completed	CDBG	\$544,789.00	\$544,789.00	\$0.00
		Project Total					\$769,330.00	\$769,330.00	\$0.00
	59	P/P/OVERSIGHT-HEALTH CONTRACT MONITORING	6109	HEALTH CONTRACT MONITORING, CD03 2466	Completed	CDBG	\$348,830.32	\$348,830.32	\$0.00
		Project Total					\$348,830.32	\$348,830.32	\$0.00
	60	P/P/OVERSIGHT-HOUSING MANAGEMENT SUPPORT	6110	HOUSING MANAGMENT SUPPORT, CD03 2483	Completed	CDBG	\$705,312.00	\$705,312.00	\$0.00
		Project Total					\$705,312.00	\$705,312.00	\$0.00
	61	P/P/OVERSIGHT-CODE COMPLIANCE RELOCATION ASST. STAFF SUPPORT	6111	CODE RELOCATION-STAFF SUPPORT, CD03 2437	Completed	CDBG	\$4,469.00	\$4,469.00	\$0.00
			6207	CODE RELOCATION-STAFF SUPPORT, 03R1 2521	Completed	CDBG	\$65,538.00	\$65,538.00	\$0.00
		Project Total					\$70,007.00	\$70,007.00	\$0.00
	62	P/P/OVERSIGHT-HISTORIC PRESERVATION	6112	HISTORIC PRESERVATION, CD03 2452	Completed	CDBG	\$14,999.92	\$14,999.92	\$0.00
		Project Total					\$14,999.92	\$14,999.92	\$0.00
	63	SECTION 108 DEBT SERVICE-NEIGHBORHOOD RENAISSANCE	6113	SEC108 NRP DEBT SVC, CD03 2475	Completed	CDBG	\$3,565,000.99	\$3,565,000.99	\$0.00
			6208	SEC108 NRP DEBT SVC, 0RP2 2513	Completed	CDBG	\$454,383.00	\$454,383.00	\$0.00
		Project Total					\$4,019,383.99	\$4,019,383.99	\$0.00
	64	SECTION 108 DEBT SERVICE-INTOWN HOUSING	6114	SEC108 INTOWN DEBT SVC, CD03 2476	Completed	CDBG	\$3,080,955.93	\$3,080,955.93	\$0.00
		Project Total					\$3,080,955.93	\$3,080,955.93	\$0.00
	65	HOME-CHDO PROJECTS	6442	HOOVER SITE DEVELOPMENT	Canceled	CDBG	\$0.00	\$0.00	\$0.00
		Project Total					\$0.00	\$0.00	\$0.00
	73	ESG-CONTRACTS-PREVENTION	6513	OPERATION RELIEF CENTER, INC.	Canceled	CDBG	\$0.00	\$0.00	\$0.00
		Project Total					\$0.00	\$0.00	\$0.00
	84	PS-COMMUNITY COURT PILOT PROJECT	6188	COMMUNITY COURT PILOT PROGRAM, 03R2 2570	Completed	CDBG	\$254,744.00	\$254,744.00	\$0.00
		Project Total					\$254,744.00	\$254,744.00	\$0.00
	85	EDD-BUSINESS DEVELOPMENT PROGRAM	6189	BUSINESS DEVELOPMENT PROGRAM, 03R2 2571	Open	CDBG	\$350,000.00	\$253,500.00	\$96,500.00
		Project Total					\$350,000.00	\$253,500.00	\$96,500.00
	86	PI-STREET 2010 PROGRAM	6190	STREETS 2010 PROGRAM, 03R1 2443	Completed	CDBG	\$1,100,000.00	\$1,100,000.00	\$0.00

U.S. Department of Housing and Urban Development
 Office of Community Planning and Development
 Integrated Disbursement and Information System
 List of Activities By Program Year And Project
 DALLAS, TX

Funding Agency: DALLAS

Plan Year	IDIS Project	Project	IDIS Activity ID	Activity Name	Activity Status	Program	Funded Amount	Draw Amount	Balance
2003	86	Project Total					\$1,100,000.00	\$1,100,000.00	\$0.00
	87	P/P/OVERSIGHT-PARK DEPT PROJECT IMPLEMENTATION	6191	PARK DEPT PROJ IMPLEMENTATION, 03R1 2522	Completed	CDBG	\$352,339.00	\$352,339.00	\$0.00
		Project Total					\$352,339.00	\$352,339.00	\$0.00
	88	P/P/OVERSIGHT-PUBLIC WORKS PROJECT IMPLEMENTATION	6192	PUBLIC WORKS PROJ IMPLEMENTN, 03R1 2523	Canceled	CDBG	\$0.00	\$0.00	\$0.00
		Project Total					\$0.00	\$0.00	\$0.00
	89	P/P/OVERSIGHT-POLICE DEPARTMENT PROJECT IMPLEMENTATION	6193	POLICE DEPT PROJ IMLEMNTN, 03R1 2525	Completed	CDBG	\$138,654.85	\$138,654.85	\$0.00
		Project Total					\$138,654.85	\$138,654.85	\$0.00
	90	P/P/OVERSIGHT-OFC OF CULTURAL AFFAIRS PROJECT IMPLEMENTATION	6194	CULTURAL AFFAIRS PROJ IMPLEMT, 03R1 2524	Completed	CDBG	\$7,058.40	\$7,058.40	\$0.00
		Project Total					\$7,058.40	\$7,058.40	\$0.00
	91	P/P/OVERSIGHT-DEVELOPMENT SERVICES PROJECT IMPLEMENTATION	6195	DEVELOPMENT SVCS PROJ IMPLEM, 03R1 2520	Completed	CDBG	\$78,239.53	\$78,239.53	\$0.00
		Project Total					\$78,239.53	\$78,239.53	\$0.00
	92	P/P/OVERSIGHT-RETAIL MARKET PLAN	6196	RETAIL MARKET PLAN, 03R2 2572	Completed	CDBG	\$50,000.00	\$50,000.00	\$0.00
		Project Total					\$50,000.00	\$50,000.00	\$0.00
		Program Total				CDBG	\$27,639,750.96	\$27,541,518.96	\$98,232.00
		2003 Total					\$27,639,750.96	\$27,541,518.96	\$98,232.00
2004	1	PS-ADOLESCENT HEALTH SERVICES PROGRAM	6970	ADOLESCENT HEALTH SERVICES, CD04 2622	Completed	CDBG	\$45,667.93	\$45,667.93	\$0.00
		Project Total					\$45,667.93	\$45,667.93	\$0.00
	2	PS-AFRICAN-AMERICAN MUSEUM YOUTH ENRICHMENT PROGRAM	6971	AFR-AM MUSEUM YTH ENRICHMENT, CD04 2660	Completed	CDBG	\$50,000.00	\$50,000.00	\$0.00
		Project Total					\$50,000.00	\$50,000.00	\$0.00
	3	PS-AFTER-SCHOOL PROGRAMS-ELEMENTARY SCHOOL SITES	6972	AFTSCHL PROG-ELEM SCHOOL SITES,CD04 2663	Completed	CDBG	\$385,462.47	\$385,462.47	\$0.00
		Project Total					\$385,462.47	\$385,462.47	\$0.00
	4	PS-AFTER-SCHOOL PROGRAMS-COMMUNITY CENTERS	6973	AFTSCHOOL PROG - COMM CENTERS, CD04 2666	Completed	CDBG	\$137,719.00	\$137,719.00	\$0.00
		Project Total					\$137,719.00	\$137,719.00	\$0.00
	5	PS-CHILD CARE SERVICES PROGRAM	6974	CHILD CARE SERVICES PROG, CD04 2626	Completed	CDBG	\$214,626.86	\$214,626.86	\$0.00
		Project Total					\$214,626.86	\$214,626.86	\$0.00
	6	PS-CITY ADOLESCENT AND YOUTH DEVELOPMENT PROGRAM	6975	CITY ADOL & YOUTH SERVICES, CD04 2627	Completed	CDBG	\$271,208.18	\$271,208.18	\$0.00
		Project Total					\$271,208.18	\$271,208.18	\$0.00
	7	PS-CITY CHILD CARE SERVICES PROGRAM	6976	CITY CHILD CARE SVCS PROG, CD04 2628	Completed	CDBG	\$351,541.76	\$351,541.76	\$0.00

U.S. Department of Housing and Urban Development
 Office of Community Planning and Development
 Integrated Disbursement and Information System
 List of Activities By Program Year And Project
 DALLAS, TX

Funding Agency: DALLAS

Plan Year	IDIS Project	Project	IDIS Activity ID	Activity Name	Activity Status	Program	Funded Amount	Draw Amount	Balance
2004	7	Project Total					\$351,541.76	\$351,541.76	\$0.00
	8	PS-SUMMER YOUTH PROGRAM	6977	SUMMER YOUTH PROGRAM, CD04 2664	Completed	CDBG	\$52,665.80	\$52,665.80	\$0.00
		Project Total					\$52,665.80	\$52,665.80	\$0.00
	9	PS-ADOLESCENT SUBSTANCE ABUSE-INPATIENT	6978	ADOL SUBSTANCE ABUSE-INPATIENT, CD04 2623	Completed	CDBG	\$65,000.00	\$65,000.00	\$0.00
		Project Total					\$65,000.00	\$65,000.00	\$0.00
	10	PS-CLINICAL DENTAL CARE PROGRAM	6979	CLINICAL DENTAL CARE PROG, CD04 2632	Completed	CDBG	\$200,000.00	\$200,000.00	\$0.00
		Project Total					\$200,000.00	\$200,000.00	\$0.00
	11	PS-ADULT SUBSTANCE ABUSE	6980	ADULT SUBSTANCE ABUSE, CD04 2624	Completed	CDBG	\$41,495.00	\$41,495.00	\$0.00
		Project Total					\$41,495.00	\$41,495.00	\$0.00
	12	PS-CITY MINORITY DIABETES PROGRAM	6981	CITY MINORITY DIABETES PROG, CD04 2631	Completed	CDBG	\$74,938.00	\$74,938.00	\$0.00
		Project Total					\$74,938.00	\$74,938.00	\$0.00
	13	PS-AIDS EARLY INTERVENTION AND EDUCATION	6982	AIDS EARLY INTERV & EDUC, CD04 2625	Completed	CDBG	\$75,000.00	\$75,000.00	\$0.00
		Project Total					\$75,000.00	\$75,000.00	\$0.00
	14	PS-CITY GERIATRIC AND CRISIS INTERVENTION	6983	CITY GERIATRIC/CRISIS INTERV, CD04 2629	Completed	CDBG	\$211,428.00	\$211,428.00	\$0.00
		Project Total					\$211,428.00	\$211,428.00	\$0.00
	15	PS-CITY OFFICE OF SENIOR AFFAIRS	6984	CITY OFC OF SENIOR AFFAIRS, CD04 2630	Completed	CDBG	\$140,250.00	\$140,250.00	\$0.00
		Project Total					\$140,250.00	\$140,250.00	\$0.00
	16	PS-SENIOR SERVICES PROGRAM	6985	SENIOR SVC/NURSNG HM OMBUDSMN, CD04 2639	Completed	CDBG	\$84,617.00	\$84,617.00	\$0.00
		Project Total					\$84,617.00	\$84,617.00	\$0.00
	17	PS-TEMPORARY EMERGENCY HOUSING	6986	TEMPORARY EMERGENCY HOUSING, CD04 2641	Completed	CDBG	\$50,000.00	\$50,000.00	\$0.00
		Project Total					\$50,000.00	\$50,000.00	\$0.00
	18	PS-ENGLISH LANGUAGE TUTORING	6987	ENGL LANGUAGE TUTORING PROG, CD04 2659	Completed	CDBG	\$36,454.00	\$36,454.00	\$0.00
		Project Total					\$36,454.00	\$36,454.00	\$0.00
	19	PS-TEEN VIOLENCE/VICTIMS OUTREACH	6988	TEEN VIOLENCE-VICTIM OUTREACH, CD04 2640	Completed	CDBG	\$35,000.00	\$35,000.00	\$0.00
		Project Total					\$35,000.00	\$35,000.00	\$0.00
	20	PS-YOUTH JOB TRAINING (PLEASANT WOODS/GROVE)	6989	YTH JOB TRNG-PLEASANT WD/GRV, CD04 2642	Canceled	CDBG	\$0.00	\$0.00	\$0.00
		Project Total					\$0.00	\$0.00	\$0.00
	21	PS-YOUTH RELATED SOCIAL SERVICES	6990	YOUTH RELATED SOCIAL SVCS, CD04 2643	Completed	CDBG	\$29,250.00	\$29,250.00	\$0.00
		Project Total					\$29,250.00	\$29,250.00	\$0.00
	22	PS-DEDICATED SAFE II EXP. INSP. SUPPORT-POLICE	6991	DED SAFE II EXP SUPP-POLICE, CD04 2611	Completed	CDBG	\$60,158.00	\$60,158.00	\$0.00
		Project Total					\$60,158.00	\$60,158.00	\$0.00
	23	PS-DOMESTIC VIOLENCE	6992	DOMESTIC VIOLENCE, CD04 2634	Completed	CDBG	\$46,000.00	\$46,000.00	\$0.00
		Project Total					\$46,000.00	\$46,000.00	\$0.00
	24	PS-HOMELESS OUTREACH	6993	HOMELESS OUTREACH, CD04 2636	Completed	CDBG	\$105,922.00	\$105,922.00	\$0.00

U.S. Department of Housing and Urban Development
 Office of Community Planning and Development
 Integrated Disbursement and Information System
 List of Activities By Program Year And Project
 DALLAS, TX

Funding Agency: DALLAS

Plan Year	IDIS Project	Project	IDIS Activity ID	Activity Name	Activity Status	Program	Funded Amount	Draw Amount	Balance
2004	24	Project Total					\$105,922.00	\$105,922.00	\$0.00
	25	PS-COMMUNITY RE-ENTRY SUPPORT SERVICES FOR PAROLEES/FAMILIES	6994	COMM RE-ENTRY FOR PAROLEES/FAM,CD04 2633	Completed	CDBG	\$24,459.00	\$24,459.00	\$0.00
		Project Total					\$24,459.00	\$24,459.00	\$0.00
	26	PS-PARENTING AND EARLY CHILDHOOD DEVELOPMENT	6995	PARENTING & EARLY CHILDHD DEV, CD04 2638	Completed	CDBG	\$25,000.00	\$25,000.00	\$0.00
		Project Total					\$25,000.00	\$25,000.00	\$0.00
	27	PS-SOUTH DALLAS/FAIR PARK COMMUNITY COURT	6996	SD/FP COMMUNITY COURT, CD04 2602	Completed	CDBG	\$238,102.98	\$238,102.98	\$0.00
		Project Total					\$238,102.98	\$238,102.98	\$0.00
	28	PS-TENANT EDUCATION RIGHTS	6997	TENANT RIGHTS EDUCATION, CD04 2637	Completed	CDBG	\$15,000.00	\$15,000.00	\$0.00
		Project Total					\$15,000.00	\$15,000.00	\$0.00
	29	HOUSING-RELOCATION ASSISTANCE	6998	RELOCATION ASSISTANCE, CD04 2607	Completed	CDBG	\$362,791.00	\$362,791.00	\$0.00
		Project Total					\$362,791.00	\$362,791.00	\$0.00
	30	HOUSING-HOUSING DEVELOPMENT SUPPORT	6999	HOUSING DEVLPMNT SUPPORT, CD04 2652	Completed	CDBG	\$874,592.00	\$874,592.00	\$0.00
		Project Total					\$874,592.00	\$874,592.00	\$0.00
	31	HOUSING-MORTGAGE ASSISTANCE PROGRAM-MINOR REPAIR	7000	MORTGAGE ASST PROG-MINOR REP, CD04 2654	Completed	CDBG	\$300,000.00	\$300,000.00	\$0.00
		Project Total					\$300,000.00	\$300,000.00	\$0.00
	32	HOUSING-RESIDENTIAL DEVELOPMENT ACQUISITION PROGRAM	7001	RESIDENTIAL DEV ACQ LOAN PROG, CD04 2650	Completed	CDBG	\$300,000.00	\$300,000.00	\$0.00
		Project Total					\$300,000.00	\$300,000.00	\$0.00
	33	HOUSING-HOUSING ASSISTANCE SUPPORT STAFF	7002	HOUSING ASSIST SUPPORT STAFF, CD04 2651	Completed	CDBG	\$1,681,145.00	\$1,681,145.00	\$0.00
		Project Total					\$1,681,145.00	\$1,681,145.00	\$0.00
	34	HOUSING-NEIGHBORHHOD INVESTMENT PROGRAM/BASIC HOME REPAIR	7003	NIP/BASIC HOME REPAIR, CD04 2655	Completed	CDBG	\$2,057,054.00	\$2,057,054.00	\$0.00
		Project Total					\$2,057,054.00	\$2,057,054.00	\$0.00
	35	HOUSING-SOUTH DALLAS/FAIR PARK-MINOR HOME REPAIR PROGRAM	7004	SD/FP - MINOR HOME REPAIR, CD04 2649	Completed	CDBG	\$100,000.00	\$100,000.00	\$0.00
		Project Total					\$100,000.00	\$100,000.00	\$0.00
	36	HOUSING-VOLUNTEERS IN PLUMBING	7005	VOLUNTEERS IN PLMG-MINOR PLMG, CD04 2612	Completed	CDBG	\$19,427.80	\$19,427.80	\$0.00
		Project Total					\$19,427.80	\$19,427.80	\$0.00
	37	HOUSING-DEDICATED SAFE II EXP. INSP. CODE/CODE COMPLIANCE	7006	DED SAFE II CODE INSP-CODE, CD04 2604	Completed	CDBG	\$104,000.00	\$104,000.00	\$0.00
		Project Total					\$104,000.00	\$104,000.00	\$0.00
	38	HOUSING-DEDICATED SAFE II EXP. CODE/FIRE DEPARTMENT	7007	DED SAFE II CODE INSP-FIRE, CD04 2609	Completed	CDBG	\$134,170.00	\$134,170.00	\$0.00

U.S. Department of Housing and Urban Development
 Office of Community Planning and Development
 Integrated Disbursement and Information System
 List of Activities By Program Year And Project
 DALLAS, TX

Funding Agency: DALLAS

Plan Year	IDIS Project	Project	IDIS Activity ID	Activity Name	Activity Status	Program	Funded Amount	Draw Amount	Balance
2004	38	Project Total					\$134,170.00	\$134,170.00	\$0.00
	39	HOUSING-DEDICATED SAFE II EXP. CODE/POLICE DEPARTMENT	7008	DED SAFE II CODE INSP-POLICE, CD04 2610	Completed	CDBG	\$58,104.00	\$58,104.00	\$0.00
		Project Total					\$58,104.00	\$58,104.00	\$0.00
	40	HOUSING-COMMUNITY PROSECUTION PROGRAM-NORTH OAK CLIFF	7009	COMM PROSECUTION-N OAK CLIFF, CD04 2600	Completed	CDBG	\$86,821.00	\$86,821.00	\$0.00
		Project Total					\$86,821.00	\$86,821.00	\$0.00
	41	HOUSING-NEIGHBORHOOD INVESTMENT PROGRAM/COMMUNITY PROSECUTOR	7010	NIP-COMMUNITY PROSECUTOR, CD04 2601	Completed	CDBG	\$215,744.00	\$215,744.00	\$0.00
		Project Total					\$215,744.00	\$215,744.00	\$0.00
	42	HOUSING-NEIGHBORHOOD INVESTMENT PROGRAM/CODE COMPLIANCE	7011	NIP-CODE COMPLIANCE, CD04 2605	Completed	CDBG	\$79,909.02	\$79,909.02	\$0.00
		Project Total					\$79,909.02	\$79,909.02	\$0.00
	43	EDD-REVOLVING BUSINESS LOAN PROGRAM	7857	IMPERIAL BEVERAGE GROUP, (IMPERL WINE)	Completed	CDBG	\$100,000.00	\$100,000.00	\$0.00
			7858	L HAWKINS & CF&H CORP,(S DLS NURSING HM)	Completed	CDBG	\$135,000.00	\$135,000.00	\$0.00
			7859	DILBECK COURT LIMITED (DILBECK-BELMONT)	Completed	CDBG	\$300,000.00	\$300,000.00	\$0.00
		Project Total					\$535,000.00	\$535,000.00	\$0.00
	44	EDD-REVOLVING BUSINESS LOAN PROGRAM/STAFF SUPPORT	7860	SDDC ADMIN EXPENSES - PROGRAM INCOME	Completed	CDBG	\$104,094.90	\$104,094.90	\$0.00
		Project Total					\$104,094.90	\$104,094.90	\$0.00
	45	EDD-ENTERPRISE ZONE ECONOMIC DEVELOPMENT PROGRAM/STAFF	7012	EZ ECO DEV PROG-STAFF, CD04 2613	Completed	CDBG	\$78,880.00	\$78,880.00	\$0.00
		Project Total					\$78,880.00	\$78,880.00	\$0.00
	46	EDD-BAC#1 GREATER DALLAS HISPANIC CHAMBER OF COMMERCE	7013	BAC#1-GTR DLS HISP CHM/MAPLE, CD04 2615	Completed	CDBG	\$30,000.00	\$30,000.00	\$0.00
		Project Total					\$30,000.00	\$30,000.00	\$0.00
	47	EDD-BAC#4 GREATER DALLAS HISPANIC CHAMBER OF COMMERCE	7014	BAC#4-GTR DLS HISP CHM/SUNSET, CD04 2616	Completed	CDBG	\$63,954.88	\$63,954.88	\$0.00
		Project Total					\$63,954.88	\$63,954.88	\$0.00
	48	EDD-BAC#5 MBA CONSULTANTS	7015	BAC#5-MBA CONSULTANTS, CD04 2617	Completed	CDBG	\$30,000.00	\$30,000.00	\$0.00
		Project Total					\$30,000.00	\$30,000.00	\$0.00
	49	EDD-BAC#6 MULTI-ETHNIC EDUCATION & ECONOMIC DEV. (MEED)	7016	BAC#6-MULTI/ETH EDU&ED(MEED), CD04 2618	Completed	CDBG	\$80,000.00	\$80,000.00	\$0.00
		Project Total					\$80,000.00	\$80,000.00	\$0.00
	50	EDD-DALLAS SER (PROYECTO TAP)	7017	DALLAS SER/PROYECTO-TAP, CD04 2614	Completed	CDBG	\$120,000.00	\$120,000.00	\$0.00
		Project Total					\$120,000.00	\$120,000.00	\$0.00
	51	EDD-BUSINESS DEVELOPMENT PROGRAM	7018	BUSINESS DEVELOPMENT PROG, 0R04 2690	Open	CDBG	\$317,351.00	\$218,694.71	\$98,656.29
		Project Total					\$317,351.00	\$218,694.71	\$98,656.29

U.S. Department of Housing and Urban Development
 Office of Community Planning and Development
 Integrated Disbursement and Information System
 List of Activities By Program Year And Project
 DALLAS, TX

Funding Agency: DALLAS

Plan Year	IDIS Project	Project	IDIS Activity ID	Activity Name	Activity Status	Program	Funded Amount	Draw Amount	Balance
2004	52	EDD-DALLAS FASHION INCUBATOR	7019	DALLAS FASHION INCUBATION, CD04 2619	Completed	CDBG	\$79,361.85	\$79,361.85	\$0.00
		Project Total					\$79,361.85	\$79,361.85	\$0.00
	53	EDD-NEIGHBORHOOD INVESTMENT PROGRAM- WEST DALLAS PROJECT-TBD	7037	NIP - WEST DALLAS PROJECTS, 0R04 2692	Canceled	CDBG	\$0.00	\$0.00	\$0.00
		Project Total					\$0.00	\$0.00	\$0.00
	54	PI-STREET 2010 PROGRAM	7020	STREETS 2010 PROGRAM, CD04 2665	Completed	CDBG	\$1,020,000.00	\$1,020,000.00	\$0.00
			7806	STREETS 2010 PROGRAM, 0R04 2691	Completed	CDBG	\$100,000.00	\$100,000.00	\$0.00
		Project Total					\$1,120,000.00	\$1,120,000.00	\$0.00
	55	PI-NEIGHBORHOOD STREET IMPROVEMENT PETITION GRANT	7021	NGHD ST IMP PETITION GRANTS, CD04 2662	Completed	CDBG	\$95,467.23	\$95,467.23	\$0.00
		Project Total					\$95,467.23	\$95,467.23	\$0.00
	56	PI-NEIGHBORHOOD INVESTMENT PROGRAM- PUBLIC IMPROV. PROJECTS	7022	NIP - PUBLIC IMPROVMNT PROJ, CD04 2657	Open	CDBG	\$2,804,225.00	\$2,801,869.77	\$2,355.23
		Project Total					\$2,804,225.00	\$2,801,869.77	\$2,355.23
	57	PI-NEIGHBORHOOD INVESTMENT PROGRAM (PROJECTS TBD)	7036	NIP-PUBLIC IMPRV PROJECTS, CD04 2658	Completed	CDBG	\$1,318,575.00	\$1,318,575.00	\$0.00
		Project Total					\$1,318,575.00	\$1,318,575.00	\$0.00
	58	FAIR HOUSING-FAIR HOUSING ENFORCEMENT	7023	FAIR HOUSING ENFORCEMENT, CD04 2647	Completed	CDBG	\$491,534.00	\$491,534.00	\$0.00
		Project Total					\$491,534.00	\$491,534.00	\$0.00
	59	P/P/OVERSIGHT-CONSOLIDATED PLAN/CITIZEN PART. & CDC SUPPORT	7024	CONPLAN/CITZN PART/CDC SUPPRT, CD04 2644	Completed	CDBG	\$410,383.00	\$410,383.00	\$0.00
		Project Total					\$410,383.00	\$410,383.00	\$0.00
	60	P/P/OVERSIGHT-GRANT COMPLIANCE	7025	GRANT COMPLIANCE, CD04 2603	Completed	CDBG	\$738,048.61	\$738,048.61	\$0.00
		Project Total					\$738,048.61	\$738,048.61	\$0.00
	61	P/P/OVERSIGHT-HEALTH CONTRACT MONITORING	7026	HEALTH CONTRACT MONITORING, CD04 2635	Completed	CDBG	\$399,374.00	\$399,374.00	\$0.00
		Project Total					\$399,374.00	\$399,374.00	\$0.00
	62	P/P/OVERSIGHT-HOUSING MANAGEMENT SUPPORT	7027	HSG MANAGEMENT SUPPORT, CD04 2653	Completed	CDBG	\$709,117.00	\$709,117.00	\$0.00
		Project Total					\$709,117.00	\$709,117.00	\$0.00
	63	P/P/OVERSIGHT-CODE COMPLIANCE RELOCATION ASSISTANCE STAFF	7028	CODE/RELOCATION ASST STAFF, CD04 2608	Completed	CDBG	\$69,330.00	\$69,330.00	\$0.00
		Project Total					\$69,330.00	\$69,330.00	\$0.00
	64	P/P/OVERSIGHT-OFFICE OF CULTURAL AFFAIRS	7029	OFC OF CULTURAL AFFRS-PROG O/S, CD04 2661	Completed	CDBG	\$7,580.17	\$7,580.17	\$0.00
		Project Total					\$7,580.17	\$7,580.17	\$0.00
	65	P/P/OVERSIGHT-DEVELOPMENT SERVICES	7030	DEVELOPMENT SVCS-PROG O/S, CD04 2620	Completed	CDBG	\$78,889.80	\$78,889.80	\$0.00
		Project Total					\$78,889.80	\$78,889.80	\$0.00
	66	P/P/OVERSIGHT-HISTORIC PRESERVATION	7031	HISTORIC PRES REV/MITIGATION, CD04 2621	Completed	CDBG	\$48,000.00	\$48,000.00	\$0.00

U.S. Department of Housing and Urban Development
 Office of Community Planning and Development
 Integrated Disbursement and Information System
 List of Activities By Program Year And Project
 DALLAS, TX

Funding Agency: DALLAS

Plan Year	IDIS Project	Project	IDIS Activity ID	Activity Name	Activity Status	Program	Funded Amount	Draw Amount	Balance
2004	66	Project Total					\$48,000.00	\$48,000.00	\$0.00
	67	P/P/OVERSIGHT-CDBG SUPPORT INDIRECT COSTS	7032	CDBG SUPP INDIRECT COSTS, CD04 2648	Completed	CDBG	\$252,044.00	\$252,044.00	\$0.00
		Project Total					\$252,044.00	\$252,044.00	\$0.00
	68	SECTION 108 DEBT SERVICE	7033	SEC 108 DEBT SVC - NRP, CD04 2645	Completed	CDBG	\$1,774,779.41	\$1,774,779.41	\$0.00
			7034	SEC 108 DEBT SVC - NRP, 0R04 2689	Completed	CDBG	\$281,667.00	\$281,667.00	\$0.00
		Project Total					\$2,056,446.41	\$2,056,446.41	\$0.00
	69	SECTION 108 DEBT SERVICE	7035	SEC 108 DEBT SVC - INTOWN, CD04 2646	Completed	CDBG	\$3,657,839.21	\$3,657,839.21	\$0.00
		Project Total					\$3,657,839.21	\$3,657,839.21	\$0.00
	76	HOME-BASIC HOME REPAIR	7597	1547 WAWENOC AVENUE	Canceled	CDBG	\$0.00	\$0.00	\$0.00
			7688	4147 EASTER AVENUE	Canceled	CDBG	\$0.00	\$0.00	\$0.00
			7736	1111 WACO AVENUE	Canceled	CDBG	\$0.00	\$0.00	\$0.00
			7816	1410 GALLOWAY AVENUE	Canceled	CDBG	\$0.00	\$0.00	\$0.00
			7817	2242 HARDING STREET	Canceled	CDBG	\$0.00	\$0.00	\$0.00
			8628	1111 WACO	Canceled	CDBG	\$0.00	\$0.00	\$0.00
			8629	2207 STOVALL	Canceled	CDBG	\$0.00	\$0.00	\$0.00
			8884	1922 DENNISON	Canceled	CDBG	\$0.00	\$0.00	\$0.00
			8944	4346 METROPOLITAN	Canceled	CDBG	\$0.00	\$0.00	\$0.00
		Project Total					\$0.00	\$0.00	\$0.00
	77	HOME-S.H.A.R.E.	7537	918 BAYONNE STREET	Canceled	CDBG	\$0.00	\$0.00	\$0.00
			7739	741 BANK STREET	Canceled	CDBG	\$0.00	\$0.00	\$0.00
			7847	4207 CARPENTER	Canceled	CDBG	\$0.00	\$0.00	\$0.00
		Project Total					\$0.00	\$0.00	\$0.00
	78	HOME-TENANT BASED RENTAL ASSISTANCE	7218	CITY PROGRAM ADMIN HMA4 2656	Canceled	CDBG	\$0.00	\$0.00	\$0.00
		Project Total					\$0.00	\$0.00	\$0.00
	80	ESG-ESSENTIAL SERVICES	7553	FAMILY PLACE	Canceled	CDBG	\$0.00	\$0.00	\$0.00
			7556	FAMILY GATEWAY	Canceled	CDBG	\$0.00	\$0.00	\$0.00
			7557	PROMISE HOUSE	Canceled	CDBG	\$0.00	\$0.00	\$0.00
			7558	CASA SHELTER/COMMUNITY SERVICES YMCA	Canceled	CDBG	\$0.00	\$0.00	\$0.00
			7559	FAMILY PLACE	Canceled	CDBG	\$0.00	\$0.00	\$0.00
		Project Total					\$0.00	\$0.00	\$0.00
		Program Total				CDBG	\$25,136,219.86	\$25,035,208.34	\$101,011.52
		2004 Total					\$25,136,219.86	\$25,035,208.34	\$101,011.52
2005	1	PS-ADOLESCENT HEALTH SERVICES PROGRAM	7695	ADOLESCENT HEALTH SERVICE, CD05 4337	Completed	CDBG	\$59,973.00	\$59,973.00	\$0.00
		Project Total					\$59,973.00	\$59,973.00	\$0.00
	2	PS-AFRICAN-AMERICAN MUSEUM YOUTH ENRICHMENT PROGRAM	7700	AFR-AM MUSEUM YTH ENRICHMENT, CD05 4373	Completed	CDBG	\$50,000.00	\$50,000.00	\$0.00

U.S. Department of Housing and Urban Development
 Office of Community Planning and Development
 Integrated Disbursement and Information System
 List of Activities By Program Year And Project
 DALLAS, TX

Funding Agency: DALLAS

Plan Year	IDIS Project	Project	IDIS Activity ID	Activity Name	Activity Status	Program	Funded Amount	Draw Amount	Balance
2005	2	Project Total					\$50,000.00	\$50,000.00	\$0.00
	3	PS-AFTER-SCHOOL/SUMMER PROGRAM-ELEMENTARY SCHOOL SITES	7701	AFTSCHL PROG-ELEM SCHOOL SITES,CD05 4379	Completed	CDBG	\$418,289.19	\$418,289.19	\$0.00
		Project Total					\$418,289.19	\$418,289.19	\$0.00
	4	PS-AFTER-SCHOOL/SUMMER PROGRAM-COMMUNITY CENTER SITES	7702	AFTSCHOOL PROG - COMM CENTERS, CD05 4380	Completed	CDBG	\$87,364.83	\$87,364.83	\$0.00
		Project Total					\$87,364.83	\$87,364.83	\$0.00
	5	PS-CHILD CARE SERVICES PROGRAM	7703	CHILD CARE SERVICES PROG, CD05 4341	Completed	CDBG	\$227,780.00	\$227,780.00	\$0.00
		Project Total					\$227,780.00	\$227,780.00	\$0.00
	6	PS-CITY ADOLESCENT AND YOUTH SERVICES	7704	CITY ADOL & YOUTH SERVICES, CD05 4381	Completed	CDBG	\$298,571.00	\$298,571.00	\$0.00
		Project Total					\$298,571.00	\$298,571.00	\$0.00
	7	PS-CITY CHILD CARE SERVICES	7705	CITY CHILD CARE SVCS PROG, CD05 4342	Completed	CDBG	\$286,533.00	\$286,533.00	\$0.00
		Project Total					\$286,533.00	\$286,533.00	\$0.00
	8	PS-SUMMER YOUTH PROGRAM	7706	SUMMER YOUTH PROGRAM, CD05 4382	Completed	CDBG	\$50,511.00	\$50,511.00	\$0.00
		Project Total					\$50,511.00	\$50,511.00	\$0.00
	9	PS-ADOLESCENT SUBSTANCE ABUSE-INPATIENT	7707	ADOL SUBSTANCE ABUSE-INPATIENT,CD05 4338	Completed	CDBG	\$65,000.00	\$65,000.00	\$0.00
		Project Total					\$65,000.00	\$65,000.00	\$0.00
	10	PS-CLINICAL DENTAL CARE PROGRAM	7708	CLINICAL DENTAL CARE PROG, CD05 4347	Completed	CDBG	\$200,000.00	\$200,000.00	\$0.00
		Project Total					\$200,000.00	\$200,000.00	\$0.00
	11	PS-ADULT SUBSTANCE ABUSE	7709	ADULT SUBSTANCE ABUSE, CD05 4339	Completed	CDBG	\$29,670.00	\$29,670.00	\$0.00
		Project Total					\$29,670.00	\$29,670.00	\$0.00
	12	PS-CITY MINORITY DIABETES PROGRAM	7710	CITY MINORITY DIABETES PROG, CD05 4346	Completed	CDBG	\$79,777.00	\$79,777.00	\$0.00
		Project Total					\$79,777.00	\$79,777.00	\$0.00
	13	PS-AIDS EARLY INTERVENTION AND EDUCATION	7711	AIDS EARLY INTERV & EDUC, CD05 4340	Completed	CDBG	\$75,000.00	\$75,000.00	\$0.00
		Project Total					\$75,000.00	\$75,000.00	\$0.00
	14	PS-CITY GERIATRIC HEALTH	7712	CITY GERIATRIC HEALTH, CD05 4343	Completed	CDBG	\$108,171.00	\$108,171.00	\$0.00
		Project Total					\$108,171.00	\$108,171.00	\$0.00
	15	PS-CITY CRISIS INTERVENTION	7713	CITY CRISIS INTERVENTION, CD05 4344	Completed	CDBG	\$111,688.00	\$111,688.00	\$0.00
		Project Total					\$111,688.00	\$111,688.00	\$0.00
	16	PS-CITY OFFICE OF SENIOR AFFAIRS	7714	CITY OFC OF SENIOR AFFAIRS, CD05 4345	Completed	CDBG	\$152,200.00	\$152,200.00	\$0.00
		Project Total					\$152,200.00	\$152,200.00	\$0.00
	17	PS-SENIOR SERVICES PROGRAM	7715	SENIOR SERVICES PROGRAM, CD05 4354	Completed	CDBG	\$85,000.00	\$85,000.00	\$0.00
		Project Total					\$85,000.00	\$85,000.00	\$0.00
	18	PS-TEMPORARY EMERGENCY HOUSING	7716	TEMPORARY EMERGENCY HOUSING, CD05 4356	Completed	CDBG	\$39,900.00	\$39,900.00	\$0.00
		Project Total					\$39,900.00	\$39,900.00	\$0.00
	19	PS-ENGLISH LANGUAGE TUTORING	7717	ENGL LANGUAGE TUTORING PROG, CD05 4372	Completed	CDBG	\$41,024.00	\$41,024.00	\$0.00

U.S. Department of Housing and Urban Development
 Office of Community Planning and Development
 Integrated Disbursement and Information System
 List of Activities By Program Year And Project
 DALLAS, TX

Funding Agency: DALLAS

Plan Year	IDIS Project	Project	IDIS Activity ID	Activity Name	Activity Status	Program	Funded Amount	Draw Amount	Balance
2005	19	Project Total					\$41,024.00	\$41,024.00	\$0.00
	20	PS-TEEN VIOLENCE VICTIM OUTREACH	7718	TEEN VIOLENCE-VICTIM OUTREACH, CD05 4355	Completed	CDBG	\$28,743.00	\$28,743.00	\$0.00
		Project Total					\$28,743.00	\$28,743.00	\$0.00
	21	PS-YOUTH RELATED SOCIAL SERVICE	7719	YOUTH RELATED SOCIAL SVCS, CD05 4357	Completed	CDBG	\$29,325.00	\$29,325.00	\$0.00
		Project Total					\$29,325.00	\$29,325.00	\$0.00
	22	PS-DEDICATED SAFE II EXP. INSP. SUPPORT-POLICE	7720	DED SAFE II EXP SUPP-POLICE, CD05 4325	Completed	CDBG	\$60,158.00	\$60,158.00	\$0.00
		Project Total					\$60,158.00	\$60,158.00	\$0.00
	23	PS-DOMESTIC VIOLENCE	7721	DOMESTIC VIOLENCE, CD05 4348	Completed	CDBG	\$46,000.00	\$46,000.00	\$0.00
		Project Total					\$46,000.00	\$46,000.00	\$0.00
	24	PS-HOMELESS OUTREACH	7722	HOMELESS OUTREACH, CD05 4351	Completed	CDBG	\$117,502.00	\$117,502.00	\$0.00
		Project Total					\$117,502.00	\$117,502.00	\$0.00
	25	PS-EX-OFFENDER PROGRAM/CITY ATTORNEY OFFICE	7723	EX-OFFENDER PROGRAM/CAO, CD05 4377	Completed	CDBG	\$43,560.85	\$43,560.85	\$0.00
		Project Total					\$43,560.85	\$43,560.85	\$0.00
	26	PS-EX-OFFENDER PROGRAM/ENVIRONMENTAL AND HEALTH SVS. DEPT.	7724	EX-OFFENDER PROGRAM/EHS, CD05 4349	Completed	CDBG	\$113,400.00	\$113,400.00	\$0.00
		Project Total					\$113,400.00	\$113,400.00	\$0.00
	27	PS-PARENTING AND EARLY CHILDHOOD DEVELOPMENT	7725	PARENTING & EARLY CHILDHD DEV, CD05 4353	Completed	CDBG	\$25,000.00	\$25,000.00	\$0.00
		Project Total					\$25,000.00	\$25,000.00	\$0.00
	28	PS-SOUTH DALLAS/FAIR PARK COMMUNITY COURT	7726	SD/FP COMMUNITY COURT, CD05 4314	Completed	CDBG	\$307,591.91	\$307,591.91	\$0.00
		Project Total					\$307,591.91	\$307,591.91	\$0.00
	29	HOUSING-RELOCATION ASSISTANCE	7727	RELOCATION ASSISTANCE, CD05 4321	Completed	CDBG	\$330,372.97	\$330,372.97	\$0.00
		Project Total					\$330,372.97	\$330,372.97	\$0.00
	30	HOUSING-HOUSING DEVELOPMENT SUPPORT	7728	HOUSING DEVLPMNT SUPPORT, CD05 4365	Completed	CDBG	\$1,060,795.78	\$1,060,795.78	\$0.00
		Project Total					\$1,060,795.78	\$1,060,795.78	\$0.00
	31	HOUSING-MORTGAGE ASSISTANCE PROGRAM	7729	MORTGAGE ASST PROGRAM, CD05 4367	Completed	CDBG	\$300,000.00	\$300,000.00	\$0.00
		Project Total					\$300,000.00	\$300,000.00	\$0.00
	33	HOUSING-HOUSING ASSISTANCE SUPPORT	7731	HOUSING ASSIST SUPPORT, CD05 4364	Completed	CDBG	\$937,681.36	\$937,681.36	\$0.00
			7855	HOUSING ASST SUPPORT - REP #1, 04R1 4440	Completed	CDBG	\$724,000.00	\$724,000.00	\$0.00
		Project Total					\$1,661,681.36	\$1,661,681.36	\$0.00
	34	HOUSING-BASIC HOME REPAIR PROGRAM	7732	BASIC HOME REPAIR, CD05 4368	Completed	CDBG	\$2,845,000.00	\$2,845,000.00	\$0.00
			7854	BASIC HOME REPAIR (REP# 1), 04R1 4439	Completed	CDBG	\$849,999.67	\$849,999.67	\$0.00
		Project Total					\$3,694,999.67	\$3,694,999.67	\$0.00

U.S. Department of Housing and Urban Development
 Office of Community Planning and Development
 Integrated Disbursement and Information System
 List of Activities By Program Year And Project
 DALLAS, TX

Funding Agency: DALLAS

Plan Year	IDIS Project	Project	IDIS Activity ID	Activity Name	Activity Status	Program	Funded Amount	Draw Amount	Balance
2005	35	HOUSING-SOUTH DALLAS/FAIR PARK-MINOR HOME REPAIR PROGRAM	7852	SD/FP - MINOR HOME REPAIR, CD05 4362	Completed	CDBG	\$99,998.24	\$99,998.24	\$0.00
		Project Total					\$99,998.24	\$99,998.24	\$0.00
	36	HOUSING-VOLUNTEERS IN PLUMBING REPAIR	7733	VOLUNTEERS IN PLMG-MINOR PLMG, CD05 4326	Completed	CDBG	\$20,000.00	\$20,000.00	\$0.00
		Project Total					\$20,000.00	\$20,000.00	\$0.00
	37	HOUSING-MINOR HOME REPAIR	7734	MINOR HOME REPAIR PROG, CD05 4369	Completed	CDBG	\$480,606.84	\$480,606.84	\$0.00
		Project Total					\$480,606.84	\$480,606.84	\$0.00
	38	HOUSING-REPLACEMENT HOUSING	7853	REPLACEMENT HOUSING, CD05 4370	Completed	CDBG	\$1,100,000.00	\$1,100,000.00	\$0.00
		Project Total					\$1,100,000.00	\$1,100,000.00	\$0.00
	39	HOUSING-DEDICATED SAFE II EXP. CODE INSP./CODE COMPLIANCE	7748	DED SAFE II CODE INSP-CODE, CD05 4319	Completed	CDBG	\$102,896.00	\$102,896.00	\$0.00
		Project Total					\$102,896.00	\$102,896.00	\$0.00
	40	HOUSING-DEDICATED SAFE II EXP. CODE INSP./FIRE DEPARTMENT	7749	DED SAFE II CODE INSP-FIRE, CD05 4323	Completed	CDBG	\$132,059.08	\$132,059.08	\$0.00
		Project Total					\$132,059.08	\$132,059.08	\$0.00
	41	HOUSING-DEDICATED SAFE II EXP. CODE INSP./POLICE DEPARTMENT	7750	DED SAFE II CODE INSP-POLICE, CD05 4324	Completed	CDBG	\$68,973.51	\$68,973.51	\$0.00
		Project Total					\$68,973.51	\$68,973.51	\$0.00
	42	HOUSING-COMMUNITY PROSECUTION PROGRAM-NORTH OAK CLIFF	7751	COMM PROSECUTION-N OAK CLIFF, CD05 4312	Completed	CDBG	\$94,719.00	\$94,719.00	\$0.00
		Project Total					\$94,719.00	\$94,719.00	\$0.00
	43	HOUSING-NEIGHBORHOOD INVESTMENT PROGRAM/COMMUNITY PROSECUTOR	7752	NIP-COMMUNITY PROSECUTOR, CD05 4313	Completed	CDBG	\$205,442.00	\$205,442.00	\$0.00
		Project Total					\$205,442.00	\$205,442.00	\$0.00
	44	HOUSING-NEIGHBORHOOD INVESTMENT PROGRAM/CODE COMPLIANCE	7753	NIP-CODE COMPLIANCE, CD05 4320	Completed	CDBG	\$99,798.08	\$99,798.08	\$0.00
		Project Total					\$99,798.08	\$99,798.08	\$0.00
	45	HOUSING-COMMUNITY PROSECUTION PROGRAM-OLD EAST DALLAS	7754	COMM PROSECUTION-OLD E DALLAS, CD05 4315	Completed	CDBG	\$69,990.00	\$69,990.00	\$0.00
		Project Total					\$69,990.00	\$69,990.00	\$0.00
	46	HOUSING-COMMUNITY PROSECUTION PROGRAM-OAK LAWN	7755	COMM PROSECUTION-OAK LAWN, CD05 4316	Completed	CDBG	\$94,098.53	\$94,098.53	\$0.00
		Project Total					\$94,098.53	\$94,098.53	\$0.00
	47	EDD-SDDC REVOLVING BUSINESS LOAN PROGRAM	8799	CREATIVE EVENTS (BOBSAITH, LLC)	Completed	CDBG	\$35,000.00	\$35,000.00	\$0.00
			8800	ISIS, LLC	Completed	CDBG	\$220,000.00	\$220,000.00	\$0.00
			8801	INTEGRA FINISHES	Completed	CDBG	\$100,000.00	\$100,000.00	\$0.00
			10320	Dilbeck Court Ltd - dba Belmont Hotel	Completed	CDBG	\$74,000.00	\$74,000.00	\$0.00
		Project Total					\$429,000.00	\$429,000.00	\$0.00

U.S. Department of Housing and Urban Development
 Office of Community Planning and Development
 Integrated Disbursement and Information System
 List of Activities By Program Year And Project
 DALLAS, TX

Funding Agency: DALLAS

Plan Year	IDIS Project	Project	IDIS Activity ID	Activity Name	Activity Status	Program	Funded Amount	Draw Amount	Balance
2005	48	EDD-REVOLVING BUSINESS LOAN PROGRAM-STAFF SUPPORT	8802	SDDC ADMIN EXPENSES - PROGRAM INCOME	Completed	CDBG	\$232,778.05	\$232,778.05	\$0.00
		Project Total					\$232,778.05	\$232,778.05	\$0.00
	49	EDD-BUSINESS ASSISTANCE CENTER PROGRAM	7756	BUS ASST CTR-PROGRAM D,CD05 4327	Completed	CDBG	\$85,708.00	\$85,708.00	\$0.00
		Project Total					\$85,708.00	\$85,708.00	\$0.00
	50	EDD-BAC #1 GREATER DALLAS HISPANIC CHAMBER OF COMMERCE	7759	BAC#1-GTR DLS HISP CHM/MAPLE, CD05 4329	Completed	CDBG	\$79,494.20	\$79,494.20	\$0.00
		Project Total					\$79,494.20	\$79,494.20	\$0.00
	51	EDD- BAC#2 INNERCITY COMMUNITY DEVELOPMENT CORPORATION(ICDC)	7764	BAC #2-INNERCTY COMM DEV CORP, CD05 4330	Completed	CDBG	\$80,000.00	\$80,000.00	\$0.00
		Project Total					\$80,000.00	\$80,000.00	\$0.00
	52	EDD-BAC#5 MBA CONSULTANTS	7765	BAC#5-MBA CONSULTANTS, CD05 4331	Completed	CDBG	\$80,000.00	\$80,000.00	\$0.00
		Project Total					\$80,000.00	\$80,000.00	\$0.00
	53	EDD-BAC#6 MULTI-ETHNIC EDUCATION & ECONOMIC DEV. (MEED)	7766	BAC#6-MULTI/ETH EDU&ED(MEED), CD05 4332	Completed	CDBG	\$79,931.00	\$79,931.00	\$0.00
		Project Total					\$79,931.00	\$79,931.00	\$0.00
	54	EDD-BAC#7 DALLAS FASHION INCUBATOR	7767	BAC#7 DLS FASHION INCUBTR, CD05 4333	Canceled	CDBG	\$0.00	\$0.00	\$0.00
		Project Total					\$0.00	\$0.00	\$0.00
	55	EDD-DALLAS SER (PROYECTO TAP)	7768	DALLAS SER/PROYECTO-TAP, CD05 4328	Completed	CDBG	\$80,000.00	\$80,000.00	\$0.00
		Project Total					\$80,000.00	\$80,000.00	\$0.00
	56	PI-NEIGHBORHOOD STREET IMPROVEMENT PETITION GRANT	7769	NGHD ST IMP PETITN GRNT, CD05 4375	Completed	CDBG	\$5,746.54	\$5,746.54	\$0.00
		Project Total					\$5,746.54	\$5,746.54	\$0.00
	57	PI-SIDEWALK IMPROVEMENT PROGRAM CITYWIDE	7770	SIDEWALK IMP PROG-CW, CD05 4376	Completed	CDBG	\$139,072.00	\$139,072.00	\$0.00
		Project Total					\$139,072.00	\$139,072.00	\$0.00
	58	PI-RESIDENTIAL BARRIER-FREE RAMPS	7771	RESDNTL BARRIER FREE RAMPS, CD05 4378	Completed	CDBG	\$17,441.67	\$17,441.67	\$0.00
		Project Total					\$17,441.67	\$17,441.67	\$0.00
	59	PI-SILENT SOULS CEMETERY MONUMENT PROGRAM	7772	SILENT SOULS CEMTRY MONUMNT, CD05 4383	Canceled	CDBG	\$0.00	\$0.00	\$0.00
		Project Total					\$0.00	\$0.00	\$0.00
	60	PI-MAJOR MAINTENANCE-CITY FACILITIES	7773	MAJOR MAINT-CITY FACILITIES, CD05 4335	Completed	CDBG	\$299,907.00	\$299,907.00	\$0.00
		Project Total					\$299,907.00	\$299,907.00	\$0.00
	61	PI-NEIGHBORHOOD INVESTMENT PROGRAM-PUBLIC IMPROVEMENT PROJ.	7774	NIP-PUBLIC IMPROVMNT PROJS, CD05 4371	Open	CDBG	\$1,500,000.00	\$1,499,369.98	\$630.02
		Project Total					\$1,500,000.00	\$1,499,369.98	\$630.02
	62	FAIR HOUSING	7775	FAIR HOUSING ENFORCEMENT, CD05 4361	Completed	CDBG	\$479,331.00	\$479,331.00	\$0.00

U.S. Department of Housing and Urban Development
 Office of Community Planning and Development
 Integrated Disbursement and Information System
 List of Activities By Program Year And Project
 DALLAS, TX

Funding Agency: DALLAS

Plan Year	IDIS Project	Project	IDIS Activity ID	Activity Name	Activity Status	Program	Funded Amount	Draw Amount	Balance
2005	62	Project Total					\$479,331.00	\$479,331.00	\$0.00
	63	P/P/O-CONSOLIDATED PLAN/CITIZEN PARTICIPATION & CDC SUPPORT	7776	CONPLAN/CITZN PART/CDC SUPPRT, CD05 4358	Completed	CDBG	\$467,580.00	\$467,580.00	\$0.00
		Project Total					\$467,580.00	\$467,580.00	\$0.00
	64	P/P/O-GRANT COMPLIANCE/MONITORING	7777	GRANT COMPLIANCE, CD05 4318	Completed	CDBG	\$764,779.91	\$764,779.91	\$0.00
		Project Total					\$764,779.91	\$764,779.91	\$0.00
	65	P/P/O-HEALTH CONTRACTS MONITORING	7778	HEALTH CONTRACT MONITORING, CD05 4350	Completed	CDBG	\$423,615.00	\$423,615.00	\$0.00
		Project Total					\$423,615.00	\$423,615.00	\$0.00
	66	P/P/O-HOUSING MANAGEMENT SUPPORT	7779	HSG MANAGEMENT SUPPORT, CD05 4366	Completed	CDBG	\$892,134.74	\$892,134.74	\$0.00
			7856	NIP - MARKETING (REP #1), 04R1 4441	Completed	CDBG	\$14,143.33	\$14,143.33	\$0.00
		Project Total					\$906,278.07	\$906,278.07	\$0.00
	67	P/P/O-CODE COMPLIANCE MANAGEMENT SUPPORT	7780	CODE COMPLIANCE MGMT SUPPT, CD05 4322	Completed	CDBG	\$76,094.95	\$76,094.95	\$0.00
		Project Total					\$76,094.95	\$76,094.95	\$0.00
	68	P/P/O-OFFICE OF CULTURAL AFFAIRS PROGRAM SUPPORT	7781	OFC OF CULTURAL AFFRS-PROG O/S,CD05 4374	Completed	CDBG	\$10,024.00	\$10,024.00	\$0.00
		Project Total					\$10,024.00	\$10,024.00	\$0.00
	69	P/P/O-ECONOMIC DEVELOPMENT PROGRAM SUPPORT	7782	ECONOMIC DEV-PROGRAM SUPP, CD05 4334	Completed	CDBG	\$92,112.00	\$92,112.00	\$0.00
		Project Total					\$92,112.00	\$92,112.00	\$0.00
	70	P/P/O-COMMUNITY PROSECUTION MANAGEMENT PROGRAM SUPPORT	7783	COMM PROSCTN MGMT/PRGM SUPPRT, CD05 4317	Completed	CDBG	\$150,914.98	\$150,914.98	\$0.00
		Project Total					\$150,914.98	\$150,914.98	\$0.00
	71	P/P/O-CDBG SUPPORT INDIRECT COSTS	7784	CDBG SUPP INDIRECT COSTS, CD05 4352	Completed	CDBG	\$434,000.00	\$434,000.00	\$0.00
		Project Total					\$434,000.00	\$434,000.00	\$0.00
	72	SECTION 108 DEBT SERVICE-NEIGHBORHOOD RENAISSANCE PROGRAM	7785	SEC 108 DEBT SVC - NRP, CD05 4359	Completed	CDBG	\$2,423,521.25	\$2,423,521.25	\$0.00
			7786	SEC 108 DEBT SVC - NRP, 04RP 4408	Completed	CDBG	\$1,040,880.00	\$1,040,880.00	\$0.00
		Project Total					\$3,464,401.25	\$3,464,401.25	\$0.00
	73	SECTION 108 DEBT SERVICE - INTOWN HOUSING	7787	SEC 108 DEBT SVC - INTOWN, CD05 4360	Completed	CDBG	\$3,473,912.95	\$3,473,912.95	\$0.00
		Project Total					\$3,473,912.95	\$3,473,912.95	\$0.00
		Program Total				CDBG	\$26,706,286.41	\$26,705,656.39	\$630.02
		2005 Total					\$26,706,286.41	\$26,705,656.39	\$630.02
2006	1	PS-ADOLESCENT HEALTH SERVICES PROGRAM	8441	ADOLESCENT HEALTH SERVICE, CD06 3929	Completed	CDBG	\$47,368.90	\$47,368.90	\$0.00
		Project Total					\$47,368.90	\$47,368.90	\$0.00
	2	PS-AFRICAN-AMERICAN MUSEUM YOUTH ENRICHMENT PROGRAM	8474	AFRICAN AMERICAN MUSEUM YTH ENRICH PROG	Completed	CDBG	\$50,000.00	\$50,000.00	\$0.00
		Project Total					\$50,000.00	\$50,000.00	\$0.00

U.S. Department of Housing and Urban Development
 Office of Community Planning and Development
 Integrated Disbursement and Information System
 List of Activities By Program Year And Project
 DALLAS, TX

Funding Agency: DALLAS

Plan Year	IDIS Project	Project	IDIS Activity ID	Activity Name	Activity Status	Program	Funded Amount	Draw Amount	Balance
2006	3	PS-AFTER-SCHOOL/SUMMER PROGRAM-ELEMENTARY SCHOOL SITES	8562	AFTER-SCHOOL/SUMMER PROG. ELEMENTARY	Completed	CDBG	\$437,578.55	\$437,578.55	\$0.00
		Project Total					\$437,578.55	\$437,578.55	\$0.00
	4	PS-AFTER-SCHOOL/SUMMER PROGRAM-COMMUNITY CENTER SITES	8561	AFTER SCHOOL/SUMMER PROG COM CTR SITES	Completed	CDBG	\$104,453.00	\$104,453.00	\$0.00
		Project Total					\$104,453.00	\$104,453.00	\$0.00
	5	PS-CHILD CARE SERVICES PROGRAM	8503	CHILD CARE SERVICES PROGRAM CD06, 3933	Completed	CDBG	\$219,083.97	\$219,083.97	\$0.00
		Project Total					\$219,083.97	\$219,083.97	\$0.00
	6	PS-YOUTH DEVELOPMENT (FORMERLY CITY ADOLESCENT YOUTH SVCS.)	8556	YOUTH DEVELOPMENT CD06, 3972	Completed	CDBG	\$328,754.00	\$328,754.00	\$0.00
		Project Total					\$328,754.00	\$328,754.00	\$0.00
	7	PS-CITY CHILD CARE SERVICES	8504	CITY CHILD CARE SERVICES, CD06,3934	Completed	CDBG	\$331,164.00	\$331,164.00	\$0.00
		Project Total					\$331,164.00	\$331,164.00	\$0.00
	8	PS-SUMMER YOUTH PROGRAM	8555	SUMMER YOUTH PROGRAM CD06, 3973	Completed	CDBG	\$55,022.60	\$55,022.60	\$0.00
		Project Total					\$55,022.60	\$55,022.60	\$0.00
	9	PS-ADOLESCENT SUBSTANCE ABUSE-INPATIENT	8506	ADOLESCENT SUB. ABUSE-INPATIENT 3930	Completed	CDBG	\$64,680.00	\$64,680.00	\$0.00
		Project Total					\$64,680.00	\$64,680.00	\$0.00
	10	PS-CLINICAL DENTAL CARE PROGRAM	8508	CLINICAL DENTAL CARE PROGRAM	Completed	CDBG	\$200,000.00	\$200,000.00	\$0.00
		Project Total					\$200,000.00	\$200,000.00	\$0.00
	11	PS-ADULT SUBSTANCE ABUSE	8510	05F SUBSTANCE ABUSE SERVICES CD06, 3931	Completed	CDBG	\$50,000.00	\$50,000.00	\$0.00
		Project Total					\$50,000.00	\$50,000.00	\$0.00
	12	PS-CITY MINORITY DIABETES PROGRAM	8511	CITY MINORITY DIABETES PROGRAM	Completed	CDBG	\$77,410.47	\$77,410.47	\$0.00
		Project Total					\$77,410.47	\$77,410.47	\$0.00
	13	PS-AIDS EARLY INTERVENTION AND EDUCATION	8514	AIDS EARLY INTERVENTION & EDUC. 3932	Completed	CDBG	\$75,000.00	\$75,000.00	\$0.00
		Project Total					\$75,000.00	\$75,000.00	\$0.00
	14	PS-NATURAL FAMILY PLANNING PROGRAM	8517	NATURAL FAMILY PLANNING PROG. CD06,3947	Canceled	CDBG	\$0.00	\$0.00	\$0.00
		Project Total					\$0.00	\$0.00	\$0.00
	15	PS-CITY GERIATRIC HEALTH	8520	CITY GERIATRIC HEALTH CD06, 3935	Completed	CDBG	\$111,968.00	\$111,968.00	\$0.00
		Project Total					\$111,968.00	\$111,968.00	\$0.00
	16	PS-CITY CRISIS INTERVENTION	8522	CITY CRISIS INTERVENTION CD06, 3936	Completed	CDBG	\$109,894.73	\$109,894.73	\$0.00
		Project Total					\$109,894.73	\$109,894.73	\$0.00
	17	PS-CITY OFFICE OF SENIOR AFFAIRS	8524	CITY OFFICE OF SENIOR AFFAIRS CD06,3937	Completed	CDBG	\$133,138.18	\$133,138.18	\$0.00
		Project Total					\$133,138.18	\$133,138.18	\$0.00
	18	PS-SENIOR SERVICES PROGRAM	8526	SENIOR SERVICES PROGRAM CD06, 3948	Completed	CDBG	\$84,970.00	\$84,970.00	\$0.00
		Project Total					\$84,970.00	\$84,970.00	\$0.00
	19	PS-TEMPORARY EMERGENCY HOUSING	8530	TEMPORARY EMERGENCY HOUSING	Completed	CDBG	\$50,000.00	\$50,000.00	\$0.00

U.S. Department of Housing and Urban Development
 Office of Community Planning and Development
 Integrated Disbursement and Information System
 List of Activities By Program Year And Project
 DALLAS, TX

Funding Agency: DALLAS

Plan Year	IDIS Project	Project	IDIS Activity ID	Activity Name	Activity Status	Program	Funded Amount	Draw Amount	Balance
2006	19	Project Total					\$50,000.00	\$50,000.00	\$0.00
	20	PS-ENGLISH LANGUAGE TUTORING	8529	ENGLISH LANGUAGE TUTORING PROGRAM	Completed	CDBG	\$37,579.00	\$37,579.00	\$0.00
		Project Total					\$37,579.00	\$37,579.00	\$0.00
	21	PS-TEEN VIOLENCE VICTIM OUTREACH	8531	TEEN VIOLENCE VICTIM OUTREACH CD06, 3949	Completed	CDBG	\$35,000.00	\$35,000.00	\$0.00
		Project Total					\$35,000.00	\$35,000.00	\$0.00
	22	PS-YOUTH RELATED SOCIAL SERVICES	8532	YOUTH RELATED SOCIAL SERVICES CD06,3951	Completed	CDBG	\$27,400.00	\$27,400.00	\$0.00
		Project Total					\$27,400.00	\$27,400.00	\$0.00
	23	PS-DEDICATED SAFE II EXP. INSP. SUPPORT-POLICE	8483	DED. SAFE11 EXP/INSP.SUP. POLICE	Completed	CDBG	\$60,158.00	\$60,158.00	\$0.00
		Project Total					\$60,158.00	\$60,158.00	\$0.00
	24	PS-DOMESTIC VIOLENCE	8533	DOMESTIC VIOLENCE CD06,3942	Completed	CDBG	\$46,000.00	\$46,000.00	\$0.00
		Project Total					\$46,000.00	\$46,000.00	\$0.00
	25	PS-HOMELESS OUTREACH	8534	HOMELESS OUTREACH, CD06, 3945	Completed	CDBG	\$117,989.61	\$117,989.61	\$0.00
		Project Total					\$117,989.61	\$117,989.61	\$0.00
	26	PS-OFFENDER RE-ENTRY PROG./CAO (FORMERLY 8560 EX-OFFENDER PROG.)		OFFENDER RE-ENTRY PROGRAM CD06, 3961	Completed	CDBG	\$85,508.00	\$85,508.00	\$0.00
		Project Total					\$85,508.00	\$85,508.00	\$0.00
	27	PS-OFFENDER RE-ENTRY PROG./EHS (FORMERLY 8540 EX-OFFENDER PROG.)		OFFENDER RE-ENTRY PROGRAM CD06, 3943	Completed	CDBG	\$104,397.00	\$104,397.00	\$0.00
		Project Total					\$104,397.00	\$104,397.00	\$0.00
	28	PS-PARENTING AND EARLY CHILDHOOD DEVELOPMENT	8547 8553	PARENTING AND EARLY CHILDHOOD DEV. 3946 PARENTING AND EARLY CHILDHOOD DEV 3946	Canceled Completed	CDBG CDBG	\$0.00 \$25,000.00	\$0.00 \$25,000.00	\$0.00 \$0.00
		Project Total					\$25,000.00	\$25,000.00	\$0.00
	29	PS-SOUTH DALLAS/FAIR PARK COMMUNITY COURT	8476	SOUTH DALLAS/FAIR PARK COMMUNITY COURT	Completed	CDBG	\$280,531.00	\$280,531.00	\$0.00
		Project Total					\$280,531.00	\$280,531.00	\$0.00
	30	PS-COMMUNITY YOUTH AND SENIOR PROGRAM (WEST OAK CLIFF)	8552	COMM. YOUTH & SENIOR PROG. W. OAK CLIFF	Completed	CDBG	\$100,000.00	\$100,000.00	\$0.00
		Project Total					\$100,000.00	\$100,000.00	\$0.00
	31	HOUSING-RELOCATION ASSISTANCE	8461	RELOCATION ASSISTANCE CD06, 3911	Completed	CDBG	\$515,748.72	\$515,748.72	\$0.00
		Project Total					\$515,748.72	\$515,748.72	\$0.00
	32	HOUSING-HOUSING DEVELOPMENT SUPPORT	8494	HOUSING DEVELOPMENT SUPPORT- CD06-3957	Completed	CDBG	\$942,138.00	\$942,138.00	\$0.00
		Project Total					\$942,138.00	\$942,138.00	\$0.00
	33	HOUSING-MORTGAGE ASSISTANCE PROGRAM	8442	MORTGAGE ASST PROGRAM - CD06, 3959	Completed	CDBG	\$300,000.00	\$300,000.00	\$0.00
		Project Total					\$300,000.00	\$300,000.00	\$0.00

U.S. Department of Housing and Urban Development
 Office of Community Planning and Development
 Integrated Disbursement and Information System
 List of Activities By Program Year And Project
 DALLAS, TX

Funding Agency: DALLAS

Plan Year	IDIS Project	Project	IDIS Activity ID	Activity Name	Activity Status	Program	Funded Amount	Draw Amount	Balance
2006	34	HOUSING-RESIDENTIAL DEVELOPMENT ACQUISITION LOAN PROGRAM	7730	RESIDENTIAL DEV ACQ LOAN PROG, CD05 4363	Completed	CDBG	\$890,465.00	\$890,465.00	\$0.00
			8495	RESIDENTIAL DEV ACQ LOAN PROG, CD06 3955	Completed	CDBG	\$350,000.00	\$350,000.00	\$0.00
			8698	RESIDENTIAL DEV ACQ LOAN PROG 04R3 3401	Canceled	CDBG	\$0.00	\$0.00	\$0.00
			Project Total				\$1,240,465.00	\$1,240,465.00	\$0.00
	35	HOUSING-HOUSING ASSISTANCE SUPPORT	8496	HOUSING ASSISTANCE SUPPORT CD06-3956	Completed	CDBG	\$1,670,127.02	\$1,670,127.02	\$0.00
				Project Total			\$1,670,127.02	\$1,670,127.02	\$0.00
	36	HOUSING-BASIC HOME REPAIR PRGRAM	8497	BASIC HOME REPAIR PROGRAM CD06-3960	Completed	CDBG	\$1,859,201.04	\$1,859,201.04	\$0.00
			8498	BASIC HOME REPAIR PROGRAM - 05RP-3999	Completed	CDBG	\$2,128,392.11	\$2,128,392.11	\$0.00
			Project Total				\$3,987,593.15	\$3,987,593.15	\$0.00
	37	HOUSING-SOUTH DALLAS/FAIR PARK-MINOR HOME REPAIR PROGRAM	8499	SOUTH DALLAS/FAIR PARK-MINOR HOME REPAIR CD06 3954	Completed	CDBG	\$97,181.62	\$97,181.62	\$0.00
				Project Total			\$97,181.62	\$97,181.62	\$0.00
	38	HOUSING-VOLUNTEERS IN PLUMBING-MINOR PLUMBING REPAIR	8559	MINOR PLUMBING REPAIR/REPLACEMENT PROG.	Completed	CDBG	\$20,000.00	\$20,000.00	\$0.00
				Project Total			\$20,000.00	\$20,000.00	\$0.00
	39	HOUSING-MINOR HOME REPAIR	8769	MINOR HOME REPAIR CD06 06PI	Completed	CDBG	\$164,445.73	\$164,445.73	\$0.00
				Project Total			\$164,445.73	\$164,445.73	\$0.00
	40	HOUSING-REPLACEMENT HOUSING	8500	REPLACEMENT HOUSING -CD06/3962	Completed	CDBG	\$739,999.50	\$739,999.50	\$0.00
				Project Total			\$739,999.50	\$739,999.50	\$0.00
	41	HOUSING-DEDICATED SAFE II EXP. CODE INSP./CODE COMPLIANCE	8463	DEDICATED SAFEII EXP. CODE INSP/COMPLIAN	Completed	CDBG	\$92,164.00	\$92,164.00	\$0.00
			9016	BEXAR STREET RETAIL DEVELOPMENT PROJECT	Canceled	CDBG	\$0.00	\$0.00	\$0.00
			Project Total				\$92,164.00	\$92,164.00	\$0.00
	42	HOUSING-DEDICATED SAFE II EXP. CODE INSP./DALLAS FIRE DEPT.	8482	DEDICATED SAFE EXP. CODE INSP/FIRE CD06	Completed	CDBG	\$134,174.00	\$134,174.00	\$0.00
				Project Total			\$134,174.00	\$134,174.00	\$0.00
	43	HOUSING-DEDICATED SAFE II EXP. CODE INSP./DALLAS POLICE DEPT	8488	DEDICATED SAFE EXP.CODE INSP/POLICE 3915	Completed	CDBG	\$79,584.48	\$79,584.48	\$0.00
				Project Total			\$79,584.48	\$79,584.48	\$0.00
	44	HOUSING-COMMUNITY PROSECUTION PROGRAM-NORTH OAK CLIFF	8480	COMMUNITY PROSECUTION PROG-N.OAK CLIFF	Completed	CDBG	\$107,897.00	\$107,897.00	\$0.00
				Project Total			\$107,897.00	\$107,897.00	\$0.00
	45	HOUSING-NEIGHBORHOOD INVESTMENT PROGRAM/COMMUNITY PROSECUTOR	8481	NIP-COMMUNITY PROSECUTOR	Completed	CDBG	\$237,658.00	\$237,658.00	\$0.00
			Project Total			\$237,658.00	\$237,658.00	\$0.00	
46	HOUSING-NEIGHBORHOOD INVESTMENT PROGRAM/CODE COMPLIANCE	8464	NEIGHBORHOOD INVEST PROG/CODE COMPLIANCE	Completed	CDBG	\$139,909.00	\$139,909.00	\$0.00	
			Project Total			\$139,909.00	\$139,909.00	\$0.00	

U.S. Department of Housing and Urban Development
 Office of Community Planning and Development
 Integrated Disbursement and Information System
 List of Activities By Program Year And Project
 DALLAS, TX

Funding Agency: DALLAS

Plan Year	IDIS Project	Project	IDIS Activity ID	Activity Name	Activity Status	Program	Funded Amount	Draw Amount	Balance
2006	47	HOUSING-COMMUNITY PROSECUTION PROGRAM- OLD EAST DALLAS	8477	COMMUNITY PROSECUTION PROG-OLD E.DALLAS	Completed	CDBG	\$105,418.00	\$105,418.00	\$0.00
		Project Total					\$105,418.00	\$105,418.00	\$0.00
	48	HOUSING-COMMUNITY PROSECUTION PROGRAM- OAK LAWN	8478	COMMUNITY PROSECUTION PROGRAM-OAK LAWN	Completed	CDBG	\$104,946.56	\$104,946.56	\$0.00
		Project Total					\$104,946.56	\$104,946.56	\$0.00
	49	HOUSING-COMMUNITY PROSECUTION PROGRAM- PLEASANT GROVE	8479	COMMUNITY PROSECUTION PROG-PLEASANT GROV	Completed	CDBG	\$28,398.00	\$28,398.00	\$0.00
		Project Total					\$28,398.00	\$28,398.00	\$0.00
	50	EDD-BUSINESS LOAN PROGRAM	8798	SAHEED LAWAL - SOLARIN	Completed	CDBG	\$60,000.00	\$60,000.00	\$0.00
		Project Total					\$60,000.00	\$60,000.00	\$0.00
	51	EDD-REVOLVING LOAN BUSINESS LOAN PROGRAM/STAFF SUPPORT	9389	SDDC ADMIN EXPENSES - PROGRAM INCOME	Completed	CDBG	\$250,422.71	\$250,422.71	\$0.00
		Project Total					\$250,422.71	\$250,422.71	\$0.00
	52	EDD-BUSINESS ASSISTANCE CENTER PROGRAM	8507	BUSINESS ASSISTANCE CENTER PROGRAM	Completed	CDBG	\$76,591.95	\$76,591.95	\$0.00
		Project Total					\$76,591.95	\$76,591.95	\$0.00
	53	EDD-BAC#1 GREATER DALLAS HISPANIC CHAMBER OF COMMERCE	8509	BAC#1 GREATER DLS HISP CHAMBER OF COMMER	Completed	CDBG	\$85,000.00	\$85,000.00	\$0.00
		Project Total					\$85,000.00	\$85,000.00	\$0.00
	54	EDD-BAC#2 INNERCITY COMMUNITY DEVELOPMENT CORPORATION (ICDC)	8512	BAC#2 INNERCITY COMM DEV CORP (ICDC)	Completed	CDBG	\$85,000.00	\$85,000.00	\$0.00
		Project Total					\$85,000.00	\$85,000.00	\$0.00
	55	EDD-BAC#3 GREATER DALLAS HISPANIC CHAMBER OF COMMERCE	8513	BAC#3 GREATER DLS HISPANIC CHAMB OF COMM	Completed	CDBG	\$80,343.31	\$80,343.31	\$0.00
		Project Total					\$80,343.31	\$80,343.31	\$0.00
	56	EDD-BAC#4 GREATER DALLAS HISPANIC CHAMBER OF COMMERCE	8515	BAC#4 GREATER DALLAS HISP CHAMBER OF COM	Completed	CDBG	\$84,615.00	\$84,615.00	\$0.00
		Project Total					\$84,615.00	\$84,615.00	\$0.00
	57	EDD-BAC#5 MBA CONSULTANTS	8516	BAC#5 MBA CONSULTANTS	Completed	CDBG	\$85,000.00	\$85,000.00	\$0.00
		Project Total					\$85,000.00	\$85,000.00	\$0.00
	58	EDD-BAC#6 GREATER DALLAS ASIAN AMERICAN CHAMBER OF COMMERCE	8518	BAC#6 GREATER DALLAS ASIAN AMERICAN CHAM	Completed	CDBG	\$83,679.00	\$83,679.00	\$0.00
		Project Total					\$83,679.00	\$83,679.00	\$0.00
	59	EDD- BAC#7 DALLAS FASHION INCUBATOR	8519	BAC#7 DALLAS FASHION INCUBATOR CD06-3926	Canceled	CDBG	\$0.00	\$0.00	\$0.00
		Project Total					\$0.00	\$0.00	\$0.00
	60	EDD-BUSINESS ASSISTANCE CENTER, INC. @ I-35 S.@ WHEATLAND RD	8521	BUSINESS ASSISTANCE CTR,INC@I-35SWHEATRD	Canceled	CDBG	\$0.00	\$0.00	\$0.00
		Project Total					\$0.00	\$0.00	\$0.00

U.S. Department of Housing and Urban Development
 Office of Community Planning and Development
 Integrated Disbursement and Information System
 List of Activities By Program Year And Project
 DALLAS, TX

Funding Agency: DALLAS

Plan Year	IDIS Project	Project	IDIS Activity ID	Activity Name	Activity Status	Program	Funded Amount	Draw Amount	Balance
2006	61	PI-NEIGHBORHOOD STREET IMPROVEMENT PETITION GRANT	8528	NEIGHBORHOOD STREET IMP PETITION GRANT	Completed	CDBG	\$50,000.00	\$50,000.00	\$0.00
		Project Total					\$50,000.00	\$50,000.00	\$0.00
	62	PI-NEIGHBORHOOD INVESTMENT PROGRAM-PUBLIC IMPROVEMENT PROJ.	8501	NIP-PUBLIC IMPROVEMENTS PROJ-CD06/3963	Open	CDBG	\$1,000,000.00	\$999,181.56	\$818.44
		Project Total					\$1,000,000.00	\$999,181.56	\$818.44
	63	FAIR HOUSING-FAIR HOUSING ENFORCEMENT	8525	FAIR HOUSING ENFORCEMENT CD06-3953	Completed	CDBG	\$561,853.91	\$561,853.91	\$0.00
		Project Total					\$561,853.91	\$561,853.91	\$0.00
	64	P/P/O-CONSOLIDATED PLAN/CITIZEN PARTICIPATION & CDC SUPPORT	8527	CONSOLIDATED PLAN/CP & CDC SUPPORT	Completed	CDBG	\$542,810.00	\$542,810.00	\$0.00
		Project Total					\$542,810.00	\$542,810.00	\$0.00
	65	P/P/O-GRANT COMPLIANCE-MONITORING	8452	GRANT COMPL/MONITOR CD06,3908	Completed	CDBG	\$747,164.00	\$747,164.00	\$0.00
		Project Total					\$747,164.00	\$747,164.00	\$0.00
	66	P/P/O-HEALTH CONTRACTS MONITORING	8554	ENVIRONMENTAL HEALTH CONTRACT MONITORING	Completed	CDBG	\$379,143.00	\$379,143.00	\$0.00
		Project Total					\$379,143.00	\$379,143.00	\$0.00
	67	P/P/O-HOUSING MANAGEMENT SUPPORT	8502	HOUSING MANAGEMENT SUPPORT	Completed	CDBG	\$743,360.00	\$743,360.00	\$0.00
		Project Total					\$743,360.00	\$743,360.00	\$0.00
	68	P/P/O-CODE COMPLIANCE MANAGEMENT SUPPORT	8473	CODE COMPLIANCE MGMT SUPPORT CD06,3912	Completed	CDBG	\$76,522.00	\$76,522.00	\$0.00
		Project Total					\$76,522.00	\$76,522.00	\$0.00
	69	P/P/O-OFFICE OF CULTURAL AFFAIRS PROGRAM SUPPORT	8475	OFFICE OF CUTURAL AFFAIRS PROG SUPPORT	Completed	CDBG	\$10,024.00	\$10,024.00	\$0.00
		Project Total					\$10,024.00	\$10,024.00	\$0.00
	70	P/P/O-ECONOMIC DEVELOPMENT PROGRAM SUPPORT	8523	ECONOMIC DEVELOPMENT PROGRAM SUPPORT	Completed	CDBG	\$150,321.00	\$150,321.00	\$0.00
		Project Total					\$150,321.00	\$150,321.00	\$0.00
	71	P/P/O-HISTORIC PRESERVATION REVIEWS/MITIGATION	8558	HISTORIC PRESER. REVIEWS & HABS MITIGATI	Canceled	CDBG	\$0.00	\$0.00	\$0.00
		Project Total					\$0.00	\$0.00	\$0.00
	72	P/P/O-PARKS AND RECREATION	8557	PARKS AND RECREATION CDO6, 3971	Completed	CDBG	\$62,671.00	\$62,671.00	\$0.00
		Project Total					\$62,671.00	\$62,671.00	\$0.00
	73	P/P/O-COMMUNITY PROSECUTION MANAGEMENT PROGRAM SUPPORT	8493	COMMUNITY PROSECUTION/CRT MGNT PROG SUPP	Completed	CDBG	\$150,953.00	\$150,953.00	\$0.00
		Project Total					\$150,953.00	\$150,953.00	\$0.00
	74	P/P/O-NEIGHBORHOOD INVESTMENT PROGRAM-SUPPORT	8505	NEIGHBORHOOD INVESTMENT PROG-SUPPORT	Completed	CDBG	\$20,000.00	\$20,000.00	\$0.00
		Project Total					\$20,000.00	\$20,000.00	\$0.00
	84	ESG-CONTRACTS-ESSENTIAL SERVICES	8869	LEGAL AID OF NORTHWEST TEXAS	Open	CDBG	\$0.00	\$0.00	\$0.00

U.S. Department of Housing and Urban Development
 Office of Community Planning and Development
 Integrated Disbursement and Information System
 List of Activities By Program Year And Project
 DALLAS, TX

Funding Agency: DALLAS

Plan Year	IDIS Project	Project	IDIS Activity ID	Activity Name	Activity Status	Program	Funded Amount	Draw Amount	Balance
2006	84	Project Total					\$0.00	\$0.00	\$0.00
	91	ESG-ADMINISTRATION	8885	ESG ADMINISTRATION	Open	CDBG	\$0.00	\$0.00	\$0.00
		Project Total					\$0.00	\$0.00	\$0.00
	122	DOWNTOWN CONDO PURCHASE AND MF DEVELOPMENT	9009	DOWNTOWN CONDO PURCHASE & MF DEV 06R1 4463	Canceled	CDBG	\$0.00	\$0.00	\$0.00
			9244	DOWNTOWN CONDO PURCHASE & MF DEVELOPMENT	Canceled	CDBG	\$0.00	\$0.00	\$0.00
		Project Total					\$0.00	\$0.00	\$0.00
	123	SOUTHERN SECTION HOUSING AND ECO DEV	9015	SOUTHERN SECTION HSG & ECO DEV 06R1 4464	Open	CDBG	\$1,350,000.00	\$1,207,374.29	\$142,625.71
			9245	SOUTHERN SECTION HSG & ECO DEV 06R2 4468	Open	CDBG	\$1,138,732.00	\$1,118,043.88	\$20,688.12
		Project Total					\$2,488,732.00	\$2,325,418.17	\$163,313.83
	124	HOU- NEIGHBORHOOD ENHANCEMENT PROGRAM	9599	NEIGHBORHOOD ENHANCEMENT PROGRAM	Open	CDBG	\$180,000.00	\$180,000.00	\$0.00
		Project Total					\$180,000.00	\$180,000.00	\$0.00
	125	HOU-HOUSING SERVICES PROGRAM	9600	HOUSING SERVICES PROGRAM	Completed	CDBG	\$99,146.77	\$99,146.77	\$0.00
		Project Total					\$99,146.77	\$99,146.77	\$0.00
		Program Total				CDBG	\$22,311,249.44	\$22,147,117.17	\$164,132.27
		2006 Total					\$22,311,249.44	\$22,147,117.17	\$164,132.27
2007	1	PS-ADOLESCENT HEALTH SERVICES PROGRAM	9301	ADOLESCENT HEALTH SERVICES PROGRAM	Completed	CDBG	\$41,651.00	\$41,651.00	\$0.00
		Project Total					\$41,651.00	\$41,651.00	\$0.00
	2	PS-AFRICAN-AMERICAN MUSEUM YOUTH ENRICHMENT PROGRAM	9302	AFRICAN AMERICAN MUSEUM	Completed	CDBG	\$50,000.00	\$50,000.00	\$0.00
		Project Total					\$50,000.00	\$50,000.00	\$0.00
	3	PS-AFTER-SCHOOL/SUMMER PROGRAM-ELEMENTARY SCHOOL SITES	9303	AFTER-SCHOOL/SUMMER PROG-ELEM SCH SITES	Completed	CDBG	\$437,849.00	\$437,849.00	\$0.00
		Project Total					\$437,849.00	\$437,849.00	\$0.00
	4	PS-AFTER-SCHOOL/SUMMER PROGRAM-COMMUNITY CENTER SITES	9304	AFTER-SCHOOL/SUMMER PROGRAM-COMM CENTER	Completed	CDBG	\$104,828.90	\$104,828.90	\$0.00
		Project Total					\$104,828.90	\$104,828.90	\$0.00
	5	PS-CHILD CARE SERVICES PROGRAM	9306	CHILD CARE SERVICES PROGRAM	Completed	CDBG	\$221,776.97	\$221,776.97	\$0.00
		Project Total					\$221,776.97	\$221,776.97	\$0.00
	6	PS-YOUTH DEVELOPMENT	9307	YOUTH DEVELOPMENT	Completed	CDBG	\$253,452.57	\$253,452.57	\$0.00
		Project Total					\$253,452.57	\$253,452.57	\$0.00
	7	PS-CITY CHILD CARE SERVICES	9309	CITY CHILD CARE SERVICES	Completed	CDBG	\$358,885.44	\$358,885.44	\$0.00
		Project Total					\$358,885.44	\$358,885.44	\$0.00
	8	PS-FINE ARTS EDUCATION AND TRAINING SUMMER CAMP	9311	FINE ARTS EDUCATION AND TRAINING SUMMER	Canceled	CDBG	\$0.00	\$0.00	\$0.00
		Project Total					\$0.00	\$0.00	\$0.00
	9	PS-ARTS EDUCATION PROGRAM	9315	ARTS EDUCATION PROGRAM	Completed	CDBG	\$21,000.00	\$21,000.00	\$0.00

U.S. Department of Housing and Urban Development
 Office of Community Planning and Development
 Integrated Disbursement and Information System
 List of Activities By Program Year And Project
 DALLAS, TX

Funding Agency: DALLAS

Plan Year	IDIS Project	Project	IDIS Activity ID	Activity Name	Activity Status	Program	Funded Amount	Draw Amount	Balance
2007	9	Project Total					\$21,000.00	\$21,000.00	\$0.00
	10	PS-SUMMER YOUTH PROGRAM	9318	SUMMER YOUTH PROGRAM	Completed	CDBG	\$56,131.00	\$56,131.00	\$0.00
		Project Total					\$56,131.00	\$56,131.00	\$0.00
	11	PS-ADOLESCENT SUBSTANCE ABUSE-INPATIENT	9322	ADOLESCENT SUBSTANCE ABUSE -INPATIENT	Completed	CDBG	\$65,000.00	\$65,000.00	\$0.00
		Project Total					\$65,000.00	\$65,000.00	\$0.00
	12	PS-CLINICAL DENTAL CARE PROGRAM	9323	CLINICAL DENTAL CARE PROGRAM	Completed	CDBG	\$200,000.00	\$200,000.00	\$0.00
		Project Total					\$200,000.00	\$200,000.00	\$0.00
	13	PS-ADULT SUBSTANCE ABUSE	9324	ADULT SUBSTANCE ABUSE	Completed	CDBG	\$50,000.00	\$50,000.00	\$0.00
		Project Total					\$50,000.00	\$50,000.00	\$0.00
	14	PS-CITY MINORITY DIABETES PROGRAM	9331	CITY MINORITY DIABETES PROGRAM	Completed	CDBG	\$77,616.00	\$77,616.00	\$0.00
		Project Total					\$77,616.00	\$77,616.00	\$0.00
	15	PS-AIDS EARLY INTERVENTION AND EDUCATION	9332	AIDS EARLY INTERVENTION AND EDUCATION	Completed	CDBG	\$75,000.00	\$75,000.00	\$0.00
		Project Total					\$75,000.00	\$75,000.00	\$0.00
	16	PS-LOW BIRTH WEIGHT PROGRAM	9333	LOW-BIRTH WEIGHT PROGRAM	Completed	CDBG	\$20,808.32	\$20,808.32	\$0.00
		Project Total					\$20,808.32	\$20,808.32	\$0.00
	17	PS-CITY GERIATRIC HEALTH	9334	CITY GERIATRIC HEALTH	Completed	CDBG	\$116,114.00	\$116,114.00	\$0.00
		Project Total					\$116,114.00	\$116,114.00	\$0.00
	18	PS-CITY CRISIS INTERVENTION	9335	CITY CRISIS INTERVENTION	Completed	CDBG	\$124,897.00	\$124,897.00	\$0.00
		Project Total					\$124,897.00	\$124,897.00	\$0.00
	19	PS-CITY OFFICE OF SENIOR AFFAIRS	9337	CITY OFFICE OF SENIOR SERVICES	Completed	CDBG	\$154,146.02	\$154,146.02	\$0.00
		Project Total					\$154,146.02	\$154,146.02	\$0.00
	20	PS-SENIOR SERVICES PROGRAM	9338	SENIOR SERVICES PROGRAM	Completed	CDBG	\$84,617.00	\$84,617.00	\$0.00
		Project Total					\$84,617.00	\$84,617.00	\$0.00
	21	PS-TEMPORARY EMERGENCY HOUSING	9345	TEMPORARY EMERGENCY HOUSING	Completed	CDBG	\$49,964.77	\$49,964.77	\$0.00
		Project Total					\$49,964.77	\$49,964.77	\$0.00
	22	PS-TEEN VIOLENCE VICTIM OUTREACH	9346	TEEN VIOLENCE VICTIM OUTREACH	Completed	CDBG	\$34,999.99	\$34,999.99	\$0.00
		Project Total					\$34,999.99	\$34,999.99	\$0.00
	23	PS-YOUTH RELATED SOCIAL SERVICES	9353	YOUTH RELATED SOCIAL SERVICES	Completed	CDBG	\$29,616.00	\$29,616.00	\$0.00
		Project Total					\$29,616.00	\$29,616.00	\$0.00
	24	PS-DEDICATED SAFE II EXP. INSP. SUPPORT-POLICE	9354	DEDICATED SAFE II EXP. INSP. SUPPORT. DP	Completed	CDBG	\$60,158.00	\$60,158.00	\$0.00
		Project Total					\$60,158.00	\$60,158.00	\$0.00
	25	PS-DOMESTIC VIOLENCE	9355	DOMESTIC VIOLENCE	Completed	CDBG	\$46,000.00	\$46,000.00	\$0.00
		Project Total					\$46,000.00	\$46,000.00	\$0.00
	26	PS-HOMELESS OUTREACH	9356	HOMELESS OUTREACH	Completed	CDBG	\$123,743.00	\$123,743.00	\$0.00
		Project Total					\$123,743.00	\$123,743.00	\$0.00

U.S. Department of Housing and Urban Development
 Office of Community Planning and Development
 Integrated Disbursement and Information System
 List of Activities By Program Year And Project
 DALLAS, TX

Funding Agency: DALLAS

Plan Year	IDIS Project	Project	IDIS Activity ID	Activity Name	Activity Status	Program	Funded Amount	Draw Amount	Balance
2007	27	PS-OFFENDER RE-ENTRY PROGRAM-CAO	9357	OFFENDER RE-ENTRY PROGRAM -CAO	Completed	CDBG	\$93,276.00	\$93,276.00	\$0.00
		Project Total					\$93,276.00	\$93,276.00	\$0.00
	28	PS-OFFENDER RE-ENTRY PROGRAM-EHS	9358	OFFENDER RE-ENTRY PROGRAM -EHS	Completed	CDBG	\$113,979.56	\$113,979.56	\$0.00
		Project Total					\$113,979.56	\$113,979.56	\$0.00
	29	PS-PARENTING AND EARLY CHILDHOOD DEVELOPMENT	9364	PARENTING & EARLY CHILDHOOD DEVELOPMENT	Completed	CDBG	\$25,000.00	\$25,000.00	\$0.00
		Project Total					\$25,000.00	\$25,000.00	\$0.00
	30	PS-SOUTH DALLAS/FAIR PARK COMMUNITY COURT	9365	SOUTH DALLS/FAIR PARK COMMUNITY COURT	Completed	CDBG	\$324,864.00	\$324,864.00	\$0.00
			10188	RESDNTL DEV AQC LOAN PROG- ST.PHILLIP	Canceled	CDBG	\$0.00	\$0.00	\$0.00
		Project Total					\$324,864.00	\$324,864.00	\$0.00
	31	PS-SOCIAL SERVICES AND OUTREACH PROGRAM	9366	SOCIAL SERVICES AND OUTREACH PROGRAM	Completed	CDBG	\$31,324.00	\$31,324.00	\$0.00
		Project Total					\$31,324.00	\$31,324.00	\$0.00
	32	PS-CHILD CARE DEVELOPMENT TRAINING PROGRAM	9371	CHILD CARE DEVELOPMENT TRAINING PROGRAM	Completed	CDBG	\$28,541.00	\$28,541.00	\$0.00
		Project Total					\$28,541.00	\$28,541.00	\$0.00
	33	PS-RECRUITMENT AND JOB TRAINING PROGRAM	9372	RECRUITMENT AND JOB-TRAINING PROGRAM	Completed	CDBG	\$24,999.93	\$24,999.93	\$0.00
		Project Total					\$24,999.93	\$24,999.93	\$0.00
	34	PS-COMMUNITY YOUTH AND SENIOR PROGRAM (WEST OAK CLIFF)	9373	COMMUNITY YOUTH AND SENIOR PROGRAM (WOC)	Completed	CDBG	\$16,000.00	\$16,000.00	\$0.00
		Project Total					\$16,000.00	\$16,000.00	\$0.00
	35	HOUSING-RELOCATION ASSISTANCE	9374	RELOCATION ASSISTANCE	Completed	CDBG	\$520,678.56	\$520,678.56	\$0.00
		Project Total					\$520,678.56	\$520,678.56	\$0.00
	36	HOUSING-HOUSING DEVELOPMENT SUPPORT	9326	HOUSING DEVELOPMENT SUPPORT	Completed	CDBG	\$840,178.00	\$840,178.00	\$0.00
		Project Total					\$840,178.00	\$840,178.00	\$0.00
	37	HOUSING-MORTGAGE ASSISTANCE PROGRAM	9336	MORTGAGE ASSISTANCE PROGRAM CD07 2892	Completed	CDBG	\$300,000.00	\$300,000.00	\$0.00
			9902	MORTGAGE ASSIST PROG-CITYWIDE 06R2/8682	Completed	CDBG	\$1,000,000.00	\$1,000,000.00	\$0.00
		Project Total					\$1,300,000.00	\$1,300,000.00	\$0.00
	38	HOUSING-RESIDENTIAL DEVELOPMENT ACQUISITION LOAN PROGRAM	9347	RESIDENTIAL DEV ACQ LOAN PROG CD07 2888	Completed	CDBG	\$825,000.00	\$825,000.00	\$0.00
		Project Total					\$825,000.00	\$825,000.00	\$0.00
	39	HOUSING-HOUSING ASSISTANCE SUPPORT	9348	HOUSING ASSISTANCE SUPPORT	Completed	CDBG	\$1,823,854.09	\$1,823,854.09	\$0.00
		Project Total					\$1,823,854.09	\$1,823,854.09	\$0.00
	40	HOUSING-BASIC HOME REPAIR PROGRAM	9349	BASIC HOME REPAIR PROGRAM	Canceled	CDBG	\$0.00	\$0.00	\$0.00
			9350	BASIC HOME REPAIR PROGRAM	Canceled	CDBG	\$0.00	\$0.00	\$0.00
		Project Total					\$0.00	\$0.00	\$0.00
	41	HOUSING-SOUTH DALLAS/FAIR PARK-MINOR HOME REPAIR PROGRAM	9351	SOUTH DALLAS/FPARK-MINOR HOME REPAIR PRG CD07 2887	Canceled	CDBG	\$0.00	\$0.00	\$0.00

U.S. Department of Housing and Urban Development
 Office of Community Planning and Development
 Integrated Disbursement and Information System
 List of Activities By Program Year And Project
 DALLAS, TX

Funding Agency: DALLAS

Plan Year	IDIS Project	Project	IDIS Activity ID	Activity Name	Activity Status	Program	Funded Amount	Draw Amount	Balance
2007	41	Project Total					\$0.00	\$0.00	\$0.00
	42	HOUSING-MINOR PLUMBING REPAIR/REPLACEMENT PROGRAM	9352	MINOR PLUMBING REPAIR/REPLACEMENT PRGM	Completed	CDBG	\$20,000.00	\$20,000.00	\$0.00
		Project Total					\$20,000.00	\$20,000.00	\$0.00
	43	HOUSING-MINOR HOME REPAIR	9359	RECONSTRUCTION/SHARE PROGRAM CD07 2894	Open	CDBG	\$3,279,027.64	\$3,279,027.64	\$0.00
		Project Total					\$3,279,027.64	\$3,279,027.64	\$0.00
	45	HOUSING-DEDICATED SAFE II EXP. CODE INSP./CODE COMPLIANCE	9375	DED SAFE II CODE/CODE COMPLIANCE	Completed	CDBG	\$95,929.00	\$95,929.00	\$0.00
		Project Total					\$95,929.00	\$95,929.00	\$0.00
	46	HOUSING-DEDICATED SAFE II EXP. CODE INSP./FIRE DEPARTMENT	9361	DEDICATED SAFE II EXP.CODE INSP/FIRE DPT	Completed	CDBG	\$134,170.00	\$134,170.00	\$0.00
		Project Total					\$134,170.00	\$134,170.00	\$0.00
	47	HOUSING-DEDICATED SAFE II EXP. CODE INSP./POLICE DEPARTMENT	9362	DEDICATED SAFE II EXP.CODE INSP/POLICE	Completed	CDBG	\$59,413.37	\$59,413.37	\$0.00
		Project Total					\$59,413.37	\$59,413.37	\$0.00
	48	HOUSING-COMMUNITY PROSECTON PROGRAM-NORTH OAK CLIFF	9363	COMMUNITY PROSECUTION -NORTH OAK CLIFF	Completed	CDBG	\$81,269.00	\$81,269.00	\$0.00
		Project Total					\$81,269.00	\$81,269.00	\$0.00
	49	HOUSING-NEIGHBORHOOD INVESTMENT PROGRAM/COMMUNITY PROSECUTOR	9367	NEIGHBORHOOD INVESTMENT PRGM/COMM PROSEC	Completed	CDBG	\$326,390.00	\$326,390.00	\$0.00
		Project Total					\$326,390.00	\$326,390.00	\$0.00
	50	HOUSING-NEIGHBORHOOD INVESTMENT PROGRAM/CODE COMPLIANCE	9376	N.I.P. PROGRAM/CODE COMPLIANCE	Completed	CDBG	\$162,971.82	\$162,971.82	\$0.00
		Project Total					\$162,971.82	\$162,971.82	\$0.00
	51	HOUSING-COMMUNITY PROSECUTION PROGRAM-OLD EAST DALLAS	9368	COMMUNITY PROSECUTION-OLD EAST DALLAS	Completed	CDBG	\$100,410.00	\$100,410.00	\$0.00
		Project Total					\$100,410.00	\$100,410.00	\$0.00
	52	HOUSING-COMMUNITY PROSECUTION PROGRAM-OAK LAWN	9369	COMMUNITY PROSECUTION PRGM-OAK LAWN	Completed	CDBG	\$94,248.00	\$94,248.00	\$0.00
		Project Total					\$94,248.00	\$94,248.00	\$0.00
	53	HOUSING-COMMUNITY PROSECUTION PROGRAM-PLEASANT GROVE	9370	COMMUNITY PROSECUTION PRGM-PLEASANT GLOV	Completed	CDBG	\$76,913.00	\$76,913.00	\$0.00
		Project Total					\$76,913.00	\$76,913.00	\$0.00
	54	EDD-BUSINESS LOAN PROGRAM	9791	ON-TARGET SUPPLIES & LOGISTICS,LTD	Completed	CDBG	\$300,000.00	\$300,000.00	\$0.00
		Project Total					\$300,000.00	\$300,000.00	\$0.00
	55	EDD-REVOLVING BUSINESS LOAN PROGRAM/STAFF SUPPORT	9785	SDDC DIRECT DELIVERY EXP - RL PI	Completed	CDBG	\$201,376.08	\$201,376.08	\$0.00
		Project Total					\$201,376.08	\$201,376.08	\$0.00

U.S. Department of Housing and Urban Development
 Office of Community Planning and Development
 Integrated Disbursement and Information System
 List of Activities By Program Year And Project
 DALLAS, TX

Funding Agency: DALLAS

Plan Year	IDIS Project	Project	IDIS Activity ID	Activity Name	Activity Status	Program	Funded Amount	Draw Amount	Balance
2007	56	EDD-ECO. DEV. CAPACITY BUILDING FOR NON-PROFIT ORGANIZATIONS	9313	BUSINESS DEVLPMENT DIRECT PROG. DELIVERY	Canceled	CDBG	\$0.00	\$0.00	\$0.00
		Project Total					\$0.00	\$0.00	\$0.00
	57	EDD-BAC#1 GREATER DALLAS HISPANIC CHAMBER OF COMMERCE	9320	BAC#1 GRTR DALLAS HISP. CHMBR OF COMM.	Completed	CDBG	\$80,000.00	\$80,000.00	\$0.00
		Project Total					\$80,000.00	\$80,000.00	\$0.00
	58	EDD-BAC#2 INNERCITY COMMUNITY DEVELOPMENT CORPORATION (ICDC)	9325	BAC #2 INNERCITY CDC	Completed	CDBG	\$80,000.00	\$80,000.00	\$0.00
		Project Total					\$80,000.00	\$80,000.00	\$0.00
	59	EDD-BAC#3 GREATER DALLAS HISPANIC CHAMBER OF COMMERCE	9327	BAC #3 GRTR DALLAS HISP. CHMBR OF COMM.	Completed	CDBG	\$76,729.00	\$76,729.00	\$0.00
		Project Total					\$76,729.00	\$76,729.00	\$0.00
	60	EDD-BAC#4 GREATER DALLAS HISPANIC CHAMBER OF COMMERCE	9328	BAC #4 GRTR DALLAS HISP. CHMBR OF COMM.	Completed	CDBG	\$78,123.00	\$78,123.00	\$0.00
		Project Total					\$78,123.00	\$78,123.00	\$0.00
	61	EDD-BAC#5 MBA CONSULTANTS	9329	BAC #5 MBA CONSULTANTS	Completed	CDBG	\$80,000.00	\$80,000.00	\$0.00
		Project Total					\$80,000.00	\$80,000.00	\$0.00
	62	EDD-BAC#6 GREATER DALLAS ASIAN AMERICAN CHAMBER OF COMMERCE	9330	BAC#6 GRTR DALLAS ASIAN AMER CHBR OF COM	Completed	CDBG	\$76,910.97	\$76,910.97	\$0.00
		Project Total					\$76,910.97	\$76,910.97	\$0.00
	63	FAIR HOUSING-FAIR HOUSING ENFORCEMENT	9305	FAIR HOUSING ENFORCEMENT	Completed	CDBG	\$511,050.00	\$511,050.00	\$0.00
		Project Total					\$511,050.00	\$511,050.00	\$0.00
	64	P/P/OVERSIGHT-CONSOLIDATED PLAN/CITIZEN PART. & CDC SUPPORT	9308	CONSOLIDATED PLAN/CITIZEN PART & CDC SUP	Completed	CDBG	\$643,439.00	\$643,439.00	\$0.00
		Project Total					\$643,439.00	\$643,439.00	\$0.00
	65	P/P/OVERSIGHT-GRANT COMPLIANCE/MONITORING	9310	GRANT COMPLIANCE	Completed	CDBG	\$700,103.66	\$700,103.66	\$0.00
		Project Total					\$700,103.66	\$700,103.66	\$0.00
	66	P/P/OVERSIGHT-ENVIRONMENTAL HEALTH CONTRACT MONITORING	9312	ENVIRONMENTAL HEALTH CONTRACT MONITORING	Completed	CDBG	\$442,672.00	\$442,672.00	\$0.00
		Project Total					\$442,672.00	\$442,672.00	\$0.00
	67	P/P/OVERSIGHT-HOUSING MANAGEMENT SUPPORT	9314	HOUSING MANAGEMENT SUPPORT	Completed	CDBG	\$748,210.91	\$748,210.91	\$0.00
		Project Total					\$748,210.91	\$748,210.91	\$0.00
	68	P/P/OVERSIGHT-CODE COMPLIANCE MANAGEMENT SUPPORT	9377	CODE COMPLIANCE MANAGEMENT SUPPORT	Completed	CDBG	\$77,563.00	\$77,563.00	\$0.00
		Project Total					\$77,563.00	\$77,563.00	\$0.00

U.S. Department of Housing and Urban Development
 Office of Community Planning and Development
 Integrated Disbursement and Information System
 List of Activities By Program Year And Project
 DALLAS, TX

Funding Agency: DALLAS

Plan Year	IDIS Project	Project	IDIS Activity ID	Activity Name	Activity Status	Program	Funded Amount	Draw Amount	Balance
2007	69	P/P/OVERSIGHT-ECONOMIC DEVELOPMENT PROGRAM SUPPORT	9316	ECONOMIC DEVELOPMENT PROGRAM SUPPORT	Completed	CDBG	\$189,557.89	\$189,557.89	\$0.00
		Project Total					\$189,557.89	\$189,557.89	\$0.00
	70	P/P/OVERSIGHT-PARKS AND RECREATION	9317	PARKS AND RECREATION	Completed	CDBG	\$62,671.00	\$62,671.00	\$0.00
		Project Total					\$62,671.00	\$62,671.00	\$0.00
	71	P/P/OVERSIGHT-COMM. PROSECUTION/COURT MANAGEMENT PRG. SUPPT.	9319	COMMUNITY PROSECUTION MGMT PROGRAM	Completed	CDBG	\$139,316.00	\$139,316.00	\$0.00
		Project Total					\$139,316.00	\$139,316.00	\$0.00
	72	P/P/OVERSIGHT-NEIGHBORHOOD INVESTMENT PROGRAM-SUPPORT	9321	NEIGHBORHOOD INVESTMENT PROGRAM-SUPPORT	Completed	CDBG	\$8,900.00	\$8,900.00	\$0.00
		Project Total					\$8,900.00	\$8,900.00	\$0.00
	77	HOME-MORTGAGE ASSISTANCE PROGRAM	9526	2021 KRAFT	Canceled	CDBG	\$0.00	\$0.00	\$0.00
			9821	6704 MATTNEY CIRCLE	Open	CDBG	\$0.00	\$0.00	\$0.00
		Project Total					\$0.00	\$0.00	\$0.00
	78	HOME-REPLACEMENT HOUSING/S.H.A.R.E	9795	4034 KOSTNER	Canceled	CDBG	\$0.00	\$0.00	\$0.00
		Project Total					\$0.00	\$0.00	\$0.00
	81	ADDI-AMERICAN DREAM DOWN-PAYMENT INITIATIVE PROGRAM	9499	4815 ZELAND	Canceled	CDBG	\$0.00	\$0.00	\$0.00
		Project Total					\$0.00	\$0.00	\$0.00
	102	HOUSING CRISIS CENTER	9400	HOUSING CRISIS CENTER - ESSENTIAL	Open	CDBG	\$0.00	\$0.00	\$0.00
		Project Total					\$0.00	\$0.00	\$0.00
	125	HOME - CITY TENANT BASED RENTAL ASSISTANCE	9431	TENANT BASED RENTAL ASSISTANCE	Open	CDBG	\$0.00	\$0.00	\$0.00
		Project Total					\$0.00	\$0.00	\$0.00
	131	PI-NEIGHBORHOOD INVESTMENT PROGRAM INFRASTRUCTURE	9771	NIP INFRASTRUCTURE	Open	CDBG	\$925,000.00	\$661,816.74	\$263,183.26
		Project Total					\$925,000.00	\$661,816.74	\$263,183.26
	Program Total					CDBG	\$18,678,314.46	\$18,415,131.20	\$263,183.26
	2007 Total						\$18,678,314.46	\$18,415,131.20	\$263,183.26
2008	1	PS-AFRICAN AMERICAN MUSEUM YOUTH ENRICHMENT PROGRAM	9822	AFRICAN AMERICAN MUSEUM YOUTH ENRICHMENT	Completed	CDBG	\$46,000.00	\$46,000.00	\$0.00
		Project Total					\$46,000.00	\$46,000.00	\$0.00
	2	PS-AFTER-SCHOOL/SUMMER OUTREACH PROGRAM-ELE. SCHOOL SITES	9823	AFTER-SCHOOL/SUMMER OUTREACH PROGRAM	Completed	CDBG	\$437,977.00	\$437,977.00	\$0.00
		Project Total					\$437,977.00	\$437,977.00	\$0.00
	3	PS-AFTER-SCHOOL/SUMMER OUTREACH PROGRAM-COMM. CENTER SITES	9824	AFTER-SCHOOL/SUMMER OUTREACH PROGRAM	Completed	CDBG	\$104,794.00	\$104,794.00	\$0.00

U.S. Department of Housing and Urban Development
 Office of Community Planning and Development
 Integrated Disbursement and Information System
 List of Activities By Program Year And Project
 DALLAS, TX

Funding Agency: DALLAS

Plan Year	IDIS Project	Project	IDIS Activity ID	Activity Name	Activity Status	Program	Funded Amount	Draw Amount	Balance
2008	3	Project Total					\$104,794.00	\$104,794.00	\$0.00
	4	PS-CHILD CARE SERVICES PROGRAM	9825	CHILD CARE SERVICES PROGRAM	Completed	CDBG	\$210,145.35	\$210,145.35	\$0.00
		Project Total					\$210,145.35	\$210,145.35	\$0.00
	5	PS-CITY CHILD CARE SERVICES PROGRAM	9827	CITY CHILD CARE SERVICES	Completed	CDBG	\$290,265.95	\$290,265.95	\$0.00
		Project Total					\$290,265.95	\$290,265.95	\$0.00
	6	PS-ARTS EDUCATION PROGRAM	9830	ARTS EDUCATION PROGRAM	Completed	CDBG	\$16,000.00	\$16,000.00	\$0.00
		Project Total					\$16,000.00	\$16,000.00	\$0.00
	7	PS-SUMMER YOUTH PROGRAM	9833	SUMMER YOUTH PROGRAM	Completed	CDBG	\$56,083.12	\$56,083.12	\$0.00
		Project Total					\$56,083.12	\$56,083.12	\$0.00
	8	PS-ADOLESCENT SUBSTANCE ABUSE-INPATIENT	9834	ADOLESCENT SUBSTANCE ABUSE-INPATIENT	Completed	CDBG	\$65,000.00	\$65,000.00	\$0.00
		Project Total					\$65,000.00	\$65,000.00	\$0.00
	9	PS-CLINICAL DENTAL CARE PROGRAM	9836	CLINICAL DENTAL CARE PROGRAM	Completed	CDBG	\$200,000.00	\$200,000.00	\$0.00
		Project Total					\$200,000.00	\$200,000.00	\$0.00
	10	PS-CITY GERIATRIC HEALTH	9839	CITY GERIATRIC HEALTH	Completed	CDBG	\$115,487.00	\$115,487.00	\$0.00
		Project Total					\$115,487.00	\$115,487.00	\$0.00
	11	PS-CITY CRISIS INTERVENTION	9841	CITY CRISIS INTERVENTION	Completed	CDBG	\$130,384.00	\$130,384.00	\$0.00
		Project Total					\$130,384.00	\$130,384.00	\$0.00
	12	PS-CITY OFFICE OF SENIOR AFFAIRS	9844	CITY OFFICE OF SENIOR AFFAIRS	Completed	CDBG	\$155,912.51	\$155,912.51	\$0.00
		Project Total					\$155,912.51	\$155,912.51	\$0.00
	13	PS-SENIOR SERVICES PROGRAM	9846	SENIOR SERVICES PROGRAM	Completed	CDBG	\$85,000.00	\$85,000.00	\$0.00
		Project Total					\$85,000.00	\$85,000.00	\$0.00
	14	PS-TEMPORARY EMERGENCY HOUSING	9847	TEMPORARY EMERGENCY HOUSING	Completed	CDBG	\$25,000.00	\$25,000.00	\$0.00
		Project Total					\$25,000.00	\$25,000.00	\$0.00
	15	PS-TEEN VIOLENCE-VICTIM OUTREACH	9858	TEEN VIOLENCE-VICTIM OUTREACH	Completed	CDBG	\$31,000.00	\$31,000.00	\$0.00
		Project Total					\$31,000.00	\$31,000.00	\$0.00
	16	PS-HOMELESS OUTREACH	9860	HOMELESS OUTREACH	Completed	CDBG	\$118,198.33	\$118,198.33	\$0.00
		Project Total					\$118,198.33	\$118,198.33	\$0.00
	17	PS-OFFENDER RE-ENTRY PROGRAM (ATT)	9862	OFFENDER RE-ENTRY PROGRAM (ATT)	Completed	CDBG	\$77,531.00	\$77,531.00	\$0.00
		Project Total					\$77,531.00	\$77,531.00	\$0.00
	18	PS-OFFENDER RE-ENTRY PROGRAM (EHS)	9864	OFFENDER RE-ENTRY PROGRAM (EHS)	Completed	CDBG	\$101,224.77	\$101,224.77	\$0.00
		Project Total					\$101,224.77	\$101,224.77	\$0.00
	19	PS-PARENTING AND EARLY CHILDHOOD DEVELOPMENT	9867	PARENTING & EARLY CHILDHOOD DEVELOPMENT	Completed	CDBG	\$25,000.00	\$25,000.00	\$0.00
		Project Total					\$25,000.00	\$25,000.00	\$0.00
	20	PS-SOUTH DALLAS/FAIR PARK COMMUNITY COURT	9870	SOUTH DALLAS/FAIR PARK COMMUNITY COURT	Completed	CDBG	\$294,983.86	\$294,983.86	\$0.00

U.S. Department of Housing and Urban Development
 Office of Community Planning and Development
 Integrated Disbursement and Information System
 List of Activities By Program Year And Project
 DALLAS, TX

Funding Agency: DALLAS

Plan Year	IDIS Project	Project	IDIS Activity ID	Activity Name	Activity Status	Program	Funded Amount	Draw Amount	Balance
2008	20	Project Total					\$294,983.86	\$294,983.86	\$0.00
	21	PS-COMMUNITY YOUTH AND SENIOR PROGRAM (WEST OAK CLIFF)	9872	COMMUNITY YOUTH AND SENIOR PROGRAM (WOC)	Completed	CDBG	\$26,000.00	\$26,000.00	\$0.00
		Project Total					\$26,000.00	\$26,000.00	\$0.00
	22	HOUSING-RELOCATION ASSISTANCE	9873	RELOCATION ASSISTANCE	Completed	CDBG	\$499,852.81	\$499,852.81	\$0.00
		Project Total					\$499,852.81	\$499,852.81	\$0.00
	23	HOUSING-HOUSING DEVELOPMENT SUPPORT	9874	HOUSING DEVELOPMENT SUPPORT	Completed	CDBG	\$1,011,762.14	\$1,011,762.14	\$0.00
		Project Total					\$1,011,762.14	\$1,011,762.14	\$0.00
	24	HOUSING-MORTGAGE ASSISTANCE PROGRAM (MINOR REPAIR)	9875	MORTGAGE ASSISTANCE PROGRAM MINOR REPAIR CD08/301A	Completed	CDBG	\$300,000.00	\$300,000.00	\$0.00
		Project Total					\$300,000.00	\$300,000.00	\$0.00
	25	HOUSING-HOUSING SERVICES PROGRAM	9876	HOUSING SERVICES PROGRAM	Open	CDBG	\$100,000.00	\$95,414.56	\$4,585.44
		Project Total					\$100,000.00	\$95,414.56	\$4,585.44
	26	HOUSING-RESIDENTIAL DEVELOPMENT ACQUISITION LOAN PROGRAM	9877	HOUSING RDALP CD08 297A	Completed	CDBG	\$575,329.43	\$575,329.43	\$0.00
		Project Total					\$575,329.43	\$575,329.43	\$0.00
	27	HOUSING-HOUSING ASSISTANCE SUPPORT	9878	HOUSING ASSISTANCE SUPPORT	Completed	CDBG	\$1,860,823.96	\$1,860,823.96	\$0.00
		Project Total					\$1,860,823.96	\$1,860,823.96	\$0.00
	28	HOUSING-MAJOR SYSTEMS REPAIR PROGRAM	5754	MINOR HOME REPAIR PROGAM 0R02 2431	Completed	CDBG	\$1,100,000.00	\$1,100,000.00	\$0.00
			9360	MAJOR SYSTEMS REPAIR PROGRAM CD07 2895	Open	CDBG	\$1,230,715.56	\$1,230,715.56	\$0.00
		Project Total					\$2,330,715.56	\$2,330,715.56	\$0.00
	29	HOUSING-SOUTH DALLAS/FAIR PARK MAJOR SYSTEMS REPAIR PROGRAM	9880	SOUTH DALLAS/FAIR PARK MAJOR SYSTEMS R P CD08 296A	Completed	CDBG	\$58,577.63	\$58,577.63	\$0.00
		Project Total					\$58,577.63	\$58,577.63	\$0.00
	30	HOUSING-MINOR PLUMBING REPAIR/REPLACEMENT PROGRAM	9881	MINOR PLUMBING REPAIR/REPLACEMENT PROG.	Completed	CDBG	\$30,000.00	\$30,000.00	\$0.00
		Project Total					\$30,000.00	\$30,000.00	\$0.00
	31	HOUSING-RECONSTRUCTION/SHARE PROGRAM	9882	RECONSTRUCTIN/SHARE PROGRAM CD08 304A	Open	CDBG	\$2,281,740.00	\$2,195,596.99	\$86,143.01
			9883	RECONSTRUCTION/SHARE PROGRAM, 07RP 305A	Open	CDBG	\$1,314,333.53	\$1,314,333.53	\$0.00
			10174	RECONSTRUCTION/SHARE (REPROGRAMMING) 08R3 377A	Completed	CDBG	\$19,393.16	\$19,393.16	\$0.00
			10175	RECONSTRUCTION/SHARE (REPROGRAMMING) 08R3 378A	Open	CDBG	\$335,554.27	\$327,844.27	\$7,710.00
		Project Total					\$3,951,020.96	\$3,857,167.95	\$93,853.01
	32	HOUSING-DEDICATED SAFE II EXP. CODE INSPEC./CODE COMPLIANCE	9826	DEDICATED SAFELL EXPANSION CODE INSPECT	Completed	CDBG	\$52,790.01	\$52,790.01	\$0.00
		Project Total					\$52,790.01	\$52,790.01	\$0.00

U.S. Department of Housing and Urban Development
 Office of Community Planning and Development
 Integrated Disbursement and Information System
 List of Activities By Program Year And Project
 DALLAS, TX

Funding Agency: DALLAS

Plan Year	IDIS Project	Project	IDIS Activity ID	Activity Name	Activity Status	Program	Funded Amount	Draw Amount	Balance
2008	33	HOUSING-DEDICATED SAFE II EXPAN. CODE INSPECTION/FIRE DEPT.	9828	DEDICATED SAFE II EXPANSION CODE INSPECT	Completed	CDBG	\$89,228.75	\$89,228.75	\$0.00
		Project Total					\$89,228.75	\$89,228.75	\$0.00
	34	HOUSING-DEDICATED SAFE II EXPAN. CODE INSPEC./POLICE DEPT.	9829	DEDICATED SAFE II EXPANSION CODE INSPECT	Completed	CDBG	\$60,336.83	\$60,336.83	\$0.00
		Project Total					\$60,336.83	\$60,336.83	\$0.00
	35	HOUSING-NEIGHBORHOOD INVESTMENT PROGRAM/CODE COMPLIANCE	9831	NEIGHBORHOOD INVESTMENT PROGRAM - CCS	Completed	CDBG	\$166,121.00	\$166,121.00	\$0.00
		Project Total					\$166,121.00	\$166,121.00	\$0.00
	36	HOUSING-NEIGHBORHOOD INVESTMENT PROGRAM/COMMUNITY PROSECUTOR	9832	NEIGHBORHOOD INVESTMENT PROG/COMM PROSEC	Completed	CDBG	\$202,155.98	\$202,155.98	\$0.00
			9835	NEIGHBORHOOD INVESTMENT PROG/COMM PROSEC	Canceled	CDBG	\$0.00	\$0.00	\$0.00
		Project Total					\$202,155.98	\$202,155.98	\$0.00
	37	HOUSING-COMMUNITY PROSECUTION PROGRAM-NORTH OAK CLIFF	9837	COMMUNITY PROSECUTION PROGRAM-NORTH OC	Completed	CDBG	\$72,723.33	\$72,723.33	\$0.00
			9838	COMMUNITY PROSECUTORS PROG-NORTH OAK CLI	Canceled	CDBG	\$0.00	\$0.00	\$0.00
		Project Total					\$72,723.33	\$72,723.33	\$0.00
	38	HOUSING-COMMUNITY PROSECUTION PROGRAM-OAK LAWN	9840	COMMUNITY PROSECUTION PROGRAM -OAK LAWN	Completed	CDBG	\$75,623.04	\$75,623.04	\$0.00
			9842	COMMUNITY PROSECUTION PROG- OAK LAWN CCS	Canceled	CDBG	\$0.00	\$0.00	\$0.00
		Project Total					\$75,623.04	\$75,623.04	\$0.00
	39	HOUSING-COMMUNITY PROSECUTION PROGRMA-OLD EAST DALLAS	9843	COMMUNITY PROSECUTION PROGRAM- OLD EAST	Completed	CDBG	\$76,565.90	\$76,565.90	\$0.00
			9845	COMMUNITY PROSECUTION PROG-OLD EAST DLS	Canceled	CDBG	\$0.00	\$0.00	\$0.00
		Project Total					\$76,565.90	\$76,565.90	\$0.00
	40	HOUSING-COMMUNITY PROSECUTION PROGRAM-PLEASANT GROVE	9848	COMMUNITY PROSECUTION PROG-PLEASANT GRVE	Completed	CDBG	\$76,323.43	\$76,323.43	\$0.00
			9849	COMMUNITY PROSECUTORS PROG- PLEASANT GRV	Canceled	CDBG	\$0.00	\$0.00	\$0.00
		Project Total					\$76,323.43	\$76,323.43	\$0.00
	41	HOUSING-COMMUNITY PROSECUTION PROGRAM-SOUTH CENTRAL	9850	COMMUNITY PROSECUTION PROG-SOUTH CENTRAL	Completed	CDBG	\$54,683.28	\$54,683.28	\$0.00
		Project Total					\$54,683.28	\$54,683.28	\$0.00
	42	HOUSING-COMMUNITY PROSECUTION PROGRAM-SOUTH EAST	9851	COMMUNITY PROSECUTION PROG-SOUTH EAST	Completed	CDBG	\$61,221.02	\$61,221.02	\$0.00
		Project Total					\$61,221.02	\$61,221.02	\$0.00
	43	HOUSING-NEIGHBORHOOD ENHANCEMENT PROGRAM (NEP)	9852	NEIGHBORHOOD ENHANCEMENT PROGRAM (NEP)	Open	CDBG	\$250,000.00	\$156,185.17	\$93,814.83
		Project Total					\$250,000.00	\$156,185.17	\$93,814.83
	44	ECO-BUSINESS LOAN PROGRAM	9789	RICHARD HERNANDEZ DBA FOOTGEAR	Completed	CDBG	\$75,000.00	\$75,000.00	\$0.00
			9923	TIZOC'S INC. /DBA INTL LANGUAGE & MRKTG	Completed	CDBG	\$65,000.00	\$65,000.00	\$0.00
			10117	ELAINE'S KITCHEN	Completed	CDBG	\$72,850.00	\$72,850.00	\$0.00
			10149	CF&H CORP DBA SOUTH DALLAS NURSING	Completed	CDBG	\$240,000.00	\$240,000.00	\$0.00

U.S. Department of Housing and Urban Development
 Office of Community Planning and Development
 Integrated Disbursement and Information System
 List of Activities By Program Year And Project
 DALLAS, TX

Funding Agency: DALLAS

Plan Year	IDIS Project	Project	IDIS Activity ID	Activity Name	Activity Status	Program	Funded Amount	Draw Amount	Balance
2008	44	Project Total					\$452,850.00	\$452,850.00	\$0.00
	45	ECO-BUSINESS LOAN PROGRAM/STAFF SUPPORT	10148	SDDC PROGRAM DELIVERY EXPENSES-RL PI	Open	CDBG	\$216,341.37	\$216,341.37	\$0.00
		Project Total					\$216,341.37	\$216,341.37	\$0.00
	46	ECO-BUSINESS ASSISTANCE CENTER PROGRAM	9853	BUSINESS ASSISTANCE CENTER PROGRAM	Canceled	CDBG	\$0.00	\$0.00	\$0.00
		Project Total					\$0.00	\$0.00	\$0.00
	47	ECO-BUSINESS ASSISTANCE CENTER PROGRAM	9983	BAC#1 GREATER DALLAS HISPANIC CHAMBER	Completed	CDBG	\$80,000.00	\$80,000.00	\$0.00
			9984	BAC#2 INNERCITY COMMUNITY DEVELOPMENT CO	Completed	CDBG	\$73,664.19	\$73,664.19	\$0.00
			9985	BAC#3 GREATER HISPANIC CHAMBER (W.DLS)	Completed	CDBG	\$80,000.00	\$80,000.00	\$0.00
			9986	BAC#4 GREATER HISPANIC CHAMBER (SUNSET)	Completed	CDBG	\$80,000.00	\$80,000.00	\$0.00
			9987	BAC#5 MBA CONSULTANTS, INC.	Completed	CDBG	\$80,000.00	\$80,000.00	\$0.00
			9988	BAC#6 GREATER DALLAS ASIAN CHAMBER MULTI	Completed	CDBG	\$80,000.00	\$80,000.00	\$0.00
		Project Total					\$473,664.19	\$473,664.19	\$0.00
	48	PI-NEIGHBORHOOD STREET IMPROVEMENT PETITION GRANT	9854	NEIGHBORHOOD STREET IMPROVEMENT PETITION	Completed	CDBG	\$50,000.00	\$50,000.00	\$0.00
		Project Total					\$50,000.00	\$50,000.00	\$0.00
	49	PI-SIDEWALK IMPROVEMENT PROGRAM	9855	SIDEWALK IMPROVEMENT PROGRAM	Completed	CDBG	\$119,253.00	\$119,253.00	\$0.00
		Project Total					\$119,253.00	\$119,253.00	\$0.00
	50	PI-NEIGHBORHOOD INVESTMENT PROGRAM-INFRASTRUCTURE	9856	NEIGHBORHOOD INVESTMENT PROGRAM - INFRAS	Open	CDBG	\$678,971.00	\$602,620.63	\$76,350.37
		Project Total					\$678,971.00	\$602,620.63	\$76,350.37
	51	FAIR HOUSING-FAIR HOUSING ENFORCEMENT	9857	FAIR HOUSING ENFORCEMENT	Completed	CDBG	\$428,153.00	\$428,153.00	\$0.00
		Project Total					\$428,153.00	\$428,153.00	\$0.00
	52	P/P/O-CONSOLIDATED PLAN/CITIZEN PARTICIPATION & CDC SUPPORT	9859	PLANNING /PROGRAM/OVERSIGHT	Completed	CDBG	\$610,828.00	\$610,828.00	\$0.00
		Project Total					\$610,828.00	\$610,828.00	\$0.00
	53	P/P/O-GRANT COMPLIANCE	9861	GRAND COMPLIANCE	Completed	CDBG	\$668,485.66	\$668,485.66	\$0.00
		Project Total					\$668,485.66	\$668,485.66	\$0.00
	54	P/P/O-ENVIRONMENTAL & HEALTH CONTRACT MONITORING	9863	HEALTH CONTRACT MONITORING - EHS	Completed	CDBG	\$397,650.29	\$397,650.29	\$0.00
		Project Total					\$397,650.29	\$397,650.29	\$0.00
	55	P/P/O-HOUSING MANAGEMENT SUPPORT	9865	HOUSING MANAGEMENT SUPPORT - HOU	Completed	CDBG	\$686,891.90	\$686,891.90	\$0.00
		Project Total					\$686,891.90	\$686,891.90	\$0.00
	56	P/P/O-RELOCATION MANAGEMENT	9866	RELOCATION ASSISTANCE MANAGEMENT SUPPORT	Completed	CDBG	\$57,362.00	\$57,362.00	\$0.00
		Project Total					\$57,362.00	\$57,362.00	\$0.00
	57	P/P/O-ECONOMIC DEVELOPMENT	9868	ECONOMIC DEVELOPMENT -PPO	Completed	CDBG	\$192,056.00	\$192,056.00	\$0.00
		Project Total					\$192,056.00	\$192,056.00	\$0.00
	58	P/P/O-PARKS AND RECREATION	9869	PARKS AND RECREATION - PPO	Completed	CDBG	\$64,119.00	\$64,119.00	\$0.00

U.S. Department of Housing and Urban Development
 Office of Community Planning and Development
 Integrated Disbursement and Information System
 List of Activities By Program Year And Project
 DALLAS, TX

Funding Agency: DALLAS

Plan Year	IDIS Project	Project	IDIS Activity ID	Activity Name	Activity Status	Program	Funded Amount	Draw Amount	Balance
2008	58	Project Total					\$64,119.00	\$64,119.00	\$0.00
	59	P/P/O-CAO PROSECUTION MANAGEMENT/OVERSIGHT/SUPPORT	9871	CITY ATTORNEY COMMUNITY PROSECUTION MANA	Completed	CDBG	\$148,833.52	\$148,833.52	\$0.00
		Project Total					\$148,833.52	\$148,833.52	\$0.00
	60	HOME/HOUSING ACTIVITY-CHDO DEVELOPMENT LOANS	9908	3413 MARYLAND AVENUE	Canceled	CDBG	\$0.00	\$0.00	\$0.00
			10007	3721 MCBROOM STREET	Canceled	CDBG	\$0.00	\$0.00	\$0.00
			10008	3164 OBANNON STREET	Canceled	CDBG	\$0.00	\$0.00	\$0.00
			10009	7732 ARKAN PARKWAY	Canceled	CDBG	\$0.00	\$0.00	\$0.00
			10010	2810 QUANAH	Canceled	CDBG	\$0.00	\$0.00	\$0.00
		Project Total					\$0.00	\$0.00	\$0.00
	61	HOME/HOUSING ACTIVITY-CHDO OPERATING ASSISTANCE	10204	SCAMMEL/PLEASANT OAKS DEVELOPMENT PROJEC	Canceled	CDBG	\$0.00	\$0.00	\$0.00
		Project Total					\$0.00	\$0.00	\$0.00
	62	HOME/HOUSING ACTIVITY-PROGRAM ADMINISTRATION	10046	HOME PROGRAM ADMINISTRATION	Open	CDBG	\$0.00	\$0.00	\$0.00
		Project Total					\$0.00	\$0.00	\$0.00
	64	HOME/HOUSING ACTIVITY-MORTGAGE ASSISTANCE PROGRAM	10301	4204 MOLER STREET	Completed	CDBG	\$0.00	\$0.00	\$0.00
			10533	4108 SHORELINE DRIVE	Completed	CDBG	\$0.00	\$0.00	\$0.00
			10535	2024 CLEARVIEW CIRCLE	Completed	CDBG	\$0.00	\$0.00	\$0.00
		Project Total					\$0.00	\$0.00	\$0.00
	65	HOME/HOUSING ACTIVITY-RECONSTRUCTION/SHARE	10000	4313 SCURRY STREET	Canceled	CDBG	\$0.00	\$0.00	\$0.00
		Project Total					\$0.00	\$0.00	\$0.00
	68	ADDI/HOUSING ACTIVITY-AMERICAN DREAM DOWN-PAYMENT INITIATIVE	10076	3647 ELISE WAY	Canceled	CDBG	\$0.00	\$0.00	\$0.00
			10077	3007 DORRIS STREET	Canceled	CDBG	\$0.00	\$0.00	\$0.00
			10078	4603 PHILIP AVENUE	Canceled	CDBG	\$0.00	\$0.00	\$0.00
			10079	4802 JOSEPH WILEY STREET	Canceled	CDBG	\$0.00	\$0.00	\$0.00
			10080	4720 JOSEPH WILEY	Canceled	CDBG	\$0.00	\$0.00	\$0.00
			10081	6207 MISTY WOOD DRIVE	Canceled	CDBG	\$0.00	\$0.00	\$0.00
			10082	9643 ALTACREST DRIVE	Canceled	CDBG	\$0.00	\$0.00	\$0.00
		Project Total					\$0.00	\$0.00	\$0.00
	70	ESG/PS ACTIVITY-CONTRACTS-FACILITY OPERATIONS	10218	Public Facilities	Open	CDBG	\$0.00	\$0.00	\$0.00
		Project Total					\$0.00	\$0.00	\$0.00
	87	HOUSING-COMMUNITY PROSECUTION PROGRAM-CODE	9884	COMMUNITY PROSECUTION PROGRAM - CODE	Completed	CDBG	\$245,975.52	\$245,975.52	\$0.00
		Project Total					\$245,975.52	\$245,975.52	\$0.00

U.S. Department of Housing and Urban Development
 Office of Community Planning and Development
 Integrated Disbursement and Information System
 List of Activities By Program Year And Project
 DALLAS, TX

Funding Agency: DALLAS

Plan Year	IDIS Project	Project	IDIS Activity ID	Activity Name	Activity Status	Program	Funded Amount	Draw Amount	Balance
2008	118	NEIGHBORHOOD STREET IMPROVEMENT PETITION GRANT	10112	NEIGHBORHOOD STREET IMPROVEMENT PETITION	Completed	CDBG	\$55,450.00	\$55,450.00	\$0.00
		Project Total					\$55,450.00	\$55,450.00	\$0.00
	119	SIDEWALK IMPROVEMENT PROGRAM	10113	SIDEWALK IMPROVEMENT PROGRAM	Completed	CDBG	\$115,549.11	\$115,549.11	\$0.00
		Project Total					\$115,549.11	\$115,549.11	\$0.00
	120	HISPANIC CONTRACTORS BAC#7	10114	HISPANIC CONTRACTORS BAC#7	Completed	CDBG	\$36,970.00	\$36,970.00	\$0.00
		Project Total					\$36,970.00	\$36,970.00	\$0.00
		Program Total				CDBG	\$20,267,245.51	\$19,998,641.86	\$268,603.65
		2008 Total					\$20,267,245.51	\$19,998,641.86	\$268,603.65
2009	1	African American Museum Youth Enrichment Program	10342	African American Museum Youth Enrichment Program	Completed	CDBG	\$46,000.00	\$46,000.00	\$0.00
		Project Total					\$46,000.00	\$46,000.00	\$0.00
	2	After-School Programs-Elementary Schools & Community Centers	10388	After School/Summer Outreach Program-Elementary School Sites	Completed	CDBG	\$437,977.00	\$437,977.00	\$0.00
		Project Total					\$437,977.00	\$437,977.00	\$0.00
	3	After-School/Summer Outreach Program-Community Center Sites	10346	After-School/SummerOutreach Program-Community Center Sites	Completed	CDBG	\$104,815.00	\$104,815.00	\$0.00
		Project Total					\$104,815.00	\$104,815.00	\$0.00
	4	Child Care Services Program	10452	Boys & Girls Club of Greater Dallas	Completed	CDBG	\$35,500.00	\$35,500.00	\$0.00
			10453	Neighborhood Service Council	Completed	CDBG	\$24,999.84	\$24,999.84	\$0.00
			10454	Open Arms	Completed	CDBG	\$40,865.00	\$40,865.00	\$0.00
			10455	Park South YMCA	Completed	CDBG	\$33,196.50	\$33,196.50	\$0.00
			10456	Vogel Alcove	Completed	CDBG	\$43,985.00	\$43,985.00	\$0.00
			10515	Low Birth Weight Development Center	Completed	CDBG	\$37,500.00	\$37,500.00	\$0.00
		Project Total					\$216,046.34	\$216,046.34	\$0.00
	5	City Child Care Services	10355	City Child Care Services	Completed	CDBG	\$325,000.00	\$325,000.00	\$0.00
		Project Total					\$325,000.00	\$325,000.00	\$0.00
	6	Arts Education Program	10389	Arts Education Program	Completed	CDBG	\$16,000.00	\$16,000.00	\$0.00
		Project Total					\$16,000.00	\$16,000.00	\$0.00
	7	Summer Youth Program	10387	Summer Youth Program	Completed	CDBG	\$56,131.00	\$56,131.00	\$0.00
		Project Total					\$56,131.00	\$56,131.00	\$0.00
	8	Adolescent Substance Abuse-Inpatient	10358	PHOENIX HOUSES OF TEXAS (THE)	Completed	CDBG	\$65,000.00	\$65,000.00	\$0.00
		Project Total					\$65,000.00	\$65,000.00	\$0.00
	9	Clinical Dental Care Program	10390	Clinical Dental Care Program	Completed	CDBG	\$200,000.00	\$200,000.00	\$0.00
		Project Total					\$200,000.00	\$200,000.00	\$0.00
	10	Geriatric Health Services	10398	Geriatric Health Services	Completed	CDBG	\$116,759.78	\$116,759.78	\$0.00
		Project Total					\$116,759.78	\$116,759.78	\$0.00

U.S. Department of Housing and Urban Development
 Office of Community Planning and Development
 Integrated Disbursement and Information System
 List of Activities By Program Year And Project
 DALLAS, TX

Funding Agency: DALLAS

Plan Year	IDIS Project	Project	IDIS Activity ID	Activity Name	Activity Status	Program	Funded Amount	Draw Amount	Balance
2009	12	City Office of Senior Affairs	10361	City Office of Senior Affairs	Completed	CDBG	\$154,884.54	\$154,884.54	\$0.00
		Project Total					\$154,884.54	\$154,884.54	\$0.00
	13	Senior Services Program	10457	LaVoz Del Anciano	Completed	CDBG	\$22,826.00	\$22,826.00	\$0.00
			10458	Senior Citizens of Greater Dallas	Completed	CDBG	\$40,333.00	\$40,333.00	\$0.00
			10459	Calumet Community Center Inc.	Completed	CDBG	\$21,216.00	\$21,216.00	\$0.00
		Project Total					\$84,375.00	\$84,375.00	\$0.00
	14	Temporary Emergency Housing	10386	Temporary Emergency Housing	Completed	CDBG	\$14,295.73	\$14,295.73	\$0.00
		Project Total					\$14,295.73	\$14,295.73	\$0.00
	15	Teen Violence-Victim Outreach	10362	Teen Violence Victim Outreach	Completed	CDBG	\$30,999.82	\$30,999.82	\$0.00
		Project Total					\$30,999.82	\$30,999.82	\$0.00
	17	Offender Re-Entry Program (ATT)	10385	Offender Re-entry Program (ATT)	Completed	CDBG	\$71,956.46	\$71,956.46	\$0.00
		Project Total					\$71,956.46	\$71,956.46	\$0.00
	18	Offender Re-entry Program (HOU)	10363	Offender Re-entry Program (HOU)	Completed	CDBG	\$110,999.40	\$110,999.40	\$0.00
		Project Total					\$110,999.40	\$110,999.40	\$0.00
	19	Parenting and Early Childhood Development	10391	AVANCE	Completed	CDBG	\$25,000.00	\$25,000.00	\$0.00
			10881	AVANCE	Canceled	CDBG	\$0.00	\$0.00	\$0.00
		Project Total					\$25,000.00	\$25,000.00	\$0.00
	20	South Dallas/Fair Park Community Court	10383	South Dallas/Fair Park Community Court	Completed	CDBG	\$327,156.77	\$327,156.77	\$0.00
		Project Total					\$327,156.77	\$327,156.77	\$0.00
	21	Small Business Development Training & Mentoring	10324	Small Business Development Training & Mentoring	Canceled	CDBG	\$0.00	\$0.00	\$0.00
			10513	Small Business Development Training&Mentoring	Completed	CDBG	\$39,597.05	\$39,597.05	\$0.00
		Project Total					\$39,597.05	\$39,597.05	\$0.00
	22	Relocation Assistance	10392	Relocation Assistance	Open	CDBG	\$319,286.60	\$119,286.60	\$200,000.00
		Project Total					\$319,286.60	\$119,286.60	\$200,000.00
	23	Housing Development Support	10382	Housing Development Support	Completed	CDBG	\$1,017,322.91	\$1,017,322.91	\$0.00
		Project Total					\$1,017,322.91	\$1,017,322.91	\$0.00
	24	Mortgage Assistance Program	10364	Mortgage Assistance Program CD09 643B	Completed	CDBG	\$1,870,000.00	\$1,870,000.00	\$0.00
		Project Total					\$1,870,000.00	\$1,870,000.00	\$0.00
	25	Mortgage Assistance Program-Minor Repair	10393	Mortgage Assistance Program (Minor Repair) CD09 644B	Completed	CDBG	\$300,000.00	\$300,000.00	\$0.00
		Project Total					\$300,000.00	\$300,000.00	\$0.00
	26	Housing Services Program	10381	Housing Services Program	Open	CDBG	\$100,000.00	\$92,486.48	\$7,513.52
		Project Total					\$100,000.00	\$92,486.48	\$7,513.52
	27	Residential Development Acquisition Loan Program	10514	Residential Development Acquisition Loan Program	Open	CDBG	\$701,231.40	\$701,231.40	\$0.00
		Project Total					\$701,231.40	\$701,231.40	\$0.00
	28	Community Based Development Organization (CBDO)	10532	Community Based Development Organization (CBDO)	Open	CDBG	\$700,000.00	\$567,597.35	\$132,402.65
		Project Total					\$700,000.00	\$567,597.35	\$132,402.65

U.S. Department of Housing and Urban Development
 Office of Community Planning and Development
 Integrated Disbursement and Information System
 List of Activities By Program Year And Project
 DALLAS, TX

Funding Agency: DALLAS

Plan Year	IDIS Project	Project	IDIS Activity ID	Activity Name	Activity Status	Program	Funded Amount	Draw Amount	Balance
2009	29	Housing Assistance Support	10380	Housing Assistance Support	Completed	CDBG	\$1,817,403.00	\$1,817,403.00	\$0.00
		Project Total					\$1,817,403.00	\$1,817,403.00	\$0.00
	30	Major Systems Repair Program	9879	MAJOR SYSTEMS REPAIR PROGRAM CD08 302A	Completed	CDBG	\$1,229,500.31	\$1,229,500.31	\$0.00
			10365	Major systems Repair Program CD09 645B	Open	CDBG	\$1,498,372.00	\$1,496,822.00	\$1,550.00
		Project Total					\$2,727,872.31	\$2,726,322.31	\$1,550.00
	31	South Dallas/Fair Park- Major Systems Repair Program	10394	South Dallas/Fair Park Major Systems Repair Prog CD09 638B	Open	CDBG	\$100,000.00	\$86,760.44	\$13,239.56
		Project Total					\$100,000.00	\$86,760.44	\$13,239.56
	32	Minor Plumbing Repair/Replacement Program	10379	Minor Plumbing Repair/Replacement Program	Completed	CDBG	\$30,000.00	\$30,000.00	\$0.00
		Project Total					\$30,000.00	\$30,000.00	\$0.00
	34	Dedicated SAFE II Expansion Code Insp./Code Compliance	10395	Dedicated SAFE II Expansion Code Inspection/Code Compliance	Completed	CDBG	\$55,856.28	\$55,856.28	\$0.00
		Project Total					\$55,856.28	\$55,856.28	\$0.00
	35	Dedicated SAFE II Expansion Code Inspection/Fire Department	10378	Dedicated SAFE II Expansion Code Inspection/Fire Department	Completed	CDBG	\$73,129.58	\$73,129.58	\$0.00
		Project Total					\$73,129.58	\$73,129.58	\$0.00
	36	Dedicated SAFE II Expansion Code Insp./Police Department	10368	Dedicated SAFE II Expansion Code Inspection/Police Department	Completed	CDBG	\$104,601.90	\$104,601.90	\$0.00
		Project Total					\$104,601.90	\$104,601.90	\$0.00
	37	Neighborhood Investment Program/Code Compliance	10396	Neighborhood Investment Program/Code Compliance	Completed	CDBG	\$348,145.78	\$348,145.78	\$0.00
		Project Total					\$348,145.78	\$348,145.78	\$0.00
	38	Community Prosecutor Program (CCS)	10376	Community Prosecution Program (CCS)	Completed	CDBG	\$253,095.76	\$253,095.76	\$0.00
		Project Total					\$253,095.76	\$253,095.76	\$0.00
	39	Neighborhood Enhancement Program (NEP)	10370	Neighborhood Enhancement Program (NEP)	Open	CDBG	\$280,000.00	\$127,836.31	\$152,163.69
		Project Total					\$280,000.00	\$127,836.31	\$152,163.69
	40	Business Loan Program	8111	SDDC ENTITLEMENT FUNDS FOR RL PRGRM	Open	CDBG	\$0.00	\$0.00	\$0.00
			9390	STANLEY'S CATFISH & WINGS	Completed	CDBG	\$36,200.00	\$36,200.00	\$0.00
			9786	CEDRIC B'S BARBER STYLE SHOP	Completed	CDBG	\$65,000.00	\$65,000.00	\$0.00
			9787	ALTO INSURANCE AND TAX SERVICES	Completed	CDBG	\$150,000.00	\$150,000.00	\$0.00
			9788	ZYCOMM INDUSTRIES - CONSTANT MONITORING	Open	CDBG	\$156,574.06	\$156,574.06	\$0.00
			9790	NELSON MASI DBA KASI GROCERY	Completed	CDBG	\$137,662.99	\$137,662.99	\$0.00
			10319	Thrash Memorial Funeral Home	Open	CDBG	\$70,000.00	\$70,000.00	\$0.00
			10321	Fronteras Mexican Restaurant, LLC	Canceled	CDBG	\$30,000.00	\$30,000.00	\$0.00
			10685	SDDC Program Delivery -RL PI	Open	CDBG	\$763,406.77	\$763,406.77	\$0.00
			10748	Lantern Dental Clinic, Inc.	Completed	CDBG	\$33,000.00	\$33,000.00	\$0.00
			10782	Dallas Iron Works, Inc.	Completed	CDBG	\$150,000.00	\$150,000.00	\$0.00
			10800	RL Processing	Open	CDBG	\$0.00	\$0.00	\$0.00

U.S. Department of Housing and Urban Development
 Office of Community Planning and Development
 Integrated Disbursement and Information System
 List of Activities By Program Year And Project
 DALLAS, TX

Funding Agency: DALLAS

Plan Year	IDIS Project	Project	IDIS Activity ID	Activity Name	Activity Status	Program	Funded Amount	Draw Amount	Balance		
2009	40	Business Loan Program	10853	Park Place Realty & Property Management LLC	Completed	CDBG	\$41,011.00	\$41,011.00	\$0.00		
			10999	ADI Engineering, Inc.	Open	CDBG	\$270,000.00	\$270,000.00	\$0.00		
		Project Total					\$1,902,854.82	\$1,902,854.82	\$0.00		
	41	Business Assistance Center Program	10357	Business Assistance Center Program #1	Completed	CDBG	\$80,000.00	\$80,000.00	\$0.00		
			10359	Business Assistance Center Program #2	Completed	CDBG	\$79,784.41	\$79,784.41	\$0.00		
			10360	Business Assistance Center Program #3	Completed	CDBG	\$80,000.00	\$80,000.00	\$0.00		
			10366	Business Assistance Center Program #4	Completed	CDBG	\$80,000.00	\$80,000.00	\$0.00		
			10369	Business Assistance Center Program #5	Completed	CDBG	\$80,000.00	\$80,000.00	\$0.00		
			10372	Business Assistance Center Program #6	Completed	CDBG	\$79,307.77	\$79,307.77	\$0.00		
			10374	Business Assistance Center Program #7	Completed	CDBG	\$80,000.00	\$80,000.00	\$0.00		
			10375	Business Assistance Center Program #8	Canceled	CDBG	\$0.00	\$0.00	\$0.00		
					Project Total				\$559,092.18	\$559,092.18	\$0.00
			42	Neighborhood Street Improvement Petition Grant	10371	Neighborhood Street Improvement Petition Grant	Completed	CDBG	\$65,000.00	\$65,000.00	\$0.00
	Project Total					\$65,000.00	\$65,000.00	\$0.00			
43	Neighborhood Investment Program-Infrastructure	10397	Neighborhood Investment Program-Infrastructure	Open	CDBG	\$1,494,154.00	\$1,123,911.65	\$370,242.35			
		10516	FY 08-09 CDBG Reprogramming Neighborhood Investment Program - Infrastructure	Open	CDBG	\$210,217.00	\$112,694.60	\$97,522.40			
		Project Total				\$1,704,371.00	\$1,236,606.25	\$467,764.75			
44	Ferguson Park Trail Improvements	10351	Ferguson Park Trail Improvements	Completed	CDBG	\$123,966.28	\$123,966.28	\$0.00			
	Project Total					\$123,966.28	\$123,966.28	\$0.00			
45	Fair Housing Enforcement	10373	Fair Housing Enforcement	Completed	CDBG	\$551,293.00	\$551,293.00	\$0.00			
	Project Total					\$551,293.00	\$551,293.00	\$0.00			
46	Consolidated Plan/Citizen Participation & CDC Support	10353	Consolidated Plan/Citizen participation & CDC Support	Completed	CDBG	\$713,841.00	\$713,841.00	\$0.00			
		10746	PI Processing	Open	CDBG	\$0.00	\$0.00	\$0.00			
		Project Total				\$713,841.00	\$713,841.00	\$0.00			
47	Grant Compliance	10347	Grant Compliance	Completed	CDBG	\$707,082.78	\$707,082.78	\$0.00			
	Project Total					\$707,082.78	\$707,082.78	\$0.00			
48	Housing/Community Services Contract Monitoring	10377	Housing/Community Services Contract Monitoring	Completed	CDBG	\$433,278.00	\$433,278.00	\$0.00			
	Project Total					\$433,278.00	\$433,278.00	\$0.00			
49	Housing/Community Services Management Support	10354	Housing/Community Services Management Support	Completed	CDBG	\$857,440.00	\$857,440.00	\$0.00			
	Project Total					\$857,440.00	\$857,440.00	\$0.00			
50	Relocation Mangement	10345	Relocation Management	Completed	CDBG	\$57,362.00	\$57,362.00	\$0.00			
	Project Total					\$57,362.00	\$57,362.00	\$0.00			
51	Economic Development	10350	Economic Development	Completed	CDBG	\$91,389.38	\$91,389.38	\$0.00			
	Project Total					\$91,389.38	\$91,389.38	\$0.00			
52	Park and Recreation	10356	Park and Recreation	Completed	CDBG	\$64,521.00	\$64,521.00	\$0.00			

U.S. Department of Housing and Urban Development
 Office of Community Planning and Development
 Integrated Disbursement and Information System
 List of Activities By Program Year And Project
 DALLAS, TX

Funding Agency: DALLAS

Plan Year	IDIS Project	Project	IDIS Activity ID	Activity Name	Activity Status	Program	Funded Amount	Draw Amount	Balance
2009	52	Project Total					\$64,521.00	\$64,521.00	\$0.00
	58	Reconstruction/S.H.A.R.E	10713	Reconstructuion/SHARE Program	Open	CDBG	\$1,474,200.00	\$1,378,119.47	\$96,080.53
		Project Total					\$1,474,200.00	\$1,378,119.47	\$96,080.53
	131	Crisis Assistance	10531	Crisis Assistance	Completed	CDBG	\$236,396.33	\$236,396.33	\$0.00
		Project Total					\$236,396.33	\$236,396.33	\$0.00
	136	Bexar Street Mixed -Used Project	10721	Bexar Street Mixed -Used Project	Open	CDBG	\$475,800.00	\$257,580.00	\$218,220.00
		Project Total					\$475,800.00	\$257,580.00	\$218,220.00
	144	MLK Blvd Business Facade/Revitalization Program	11000	MLK Blvd Busines Fascade/Revitalization Program	Canceled	CDBG	\$0.00	\$0.00	\$0.00
		Project Total					\$0.00	\$0.00	\$0.00
	146	Public Improvements - City Facilities	4674	ARCADIA PARK SITE IMPROVEMENTS CD00 CD53	Completed	CDBG	\$138,886.70	\$138,886.70	\$0.00
		Project Total					\$138,886.70	\$138,886.70	\$0.00
		Program Total				CDBG	\$23,397,713.88	\$22,108,779.18	\$1,288,934.70
		2009 Total					\$23,397,713.88	\$22,108,779.18	\$1,288,934.70
2010	1	Mortgage Assistance Program	10810	FY 09-10 Reprogramming Mortgage Assistance Program	Completed	CDBG	\$1,453,763.00	\$1,453,763.00	\$0.00
			11023	Mortgage Assistance Program	Completed	CDBG	\$1,585,707.00	\$1,585,707.00	\$0.00
		Project Total					\$3,039,470.00	\$3,039,470.00	\$0.00
	2	Neighborhood Investment Program Infrastructure	10811	FY 09-10 Reprogramming Neighborhood Investment Program Infrastructure	Open	CDBG	\$1,000,000.00	\$739,661.82	\$260,338.18
			11022	Neighborhood Investment Program Infrastructure	Canceled	CDBG	\$0.00	\$0.00	\$0.00
			11147	Neighborhood Investment Program Infrastruture	Canceled	CDBG	\$0.00	\$0.00	\$0.00
			11284	NIP-Ideal /Rochester Park Street Improvemen	Open	CDBG	\$264,924.00	\$816.00	\$264,108.00
			11285	NIP-Spring Avenue Infrastructure	Open	CDBG	\$1,500,000.00	\$0.00	\$1,500,000.00
			11286	NIP-North Oak Cliff Improvement	Open	CDBG	\$1,500,000.00	\$66,768.09	\$1,433,231.91
			11287	NIP- Spring Avenue Public Improvement	Open	CDBG	\$219,511.00	\$0.00	\$219,511.00
		Project Total					\$4,484,435.00	\$807,245.91	\$3,677,189.09
	3	African American Museum Youth Enrichment Program	10882	African-American Museum Youth Enrichment Program	Completed	CDBG	\$46,000.00	\$46,000.00	\$0.00
		Project Total					\$46,000.00	\$46,000.00	\$0.00
	4	After-School Programs-Elem Schools	10962	After-School/Summer Outreach Program - Elementary Schools	Completed	CDBG	\$458,940.00	\$458,940.00	\$0.00
		Project Total					\$458,940.00	\$458,940.00	\$0.00
	5	After-School/Summer Outreach Program-Community Center Sites	10963	After-School/Summer Outreach Program - Community Center Sites	Completed	CDBG	\$83,852.00	\$83,852.00	\$0.00
		Project Total					\$83,852.00	\$83,852.00	\$0.00
	6	Child Care Services Program	10883	Child Care Services Program - Boys & Girls Club of Greater Dallas	Completed	CDBG	\$35,500.00	\$35,500.00	\$0.00
			10884	Child Care Services Program - Low Birth Weight Development Center	Completed	CDBG	\$37,500.00	\$37,500.00	\$0.00

U.S. Department of Housing and Urban Development
 Office of Community Planning and Development
 Integrated Disbursement and Information System
 List of Activities By Program Year And Project
 DALLAS, TX

Funding Agency: DALLAS

Plan Year	IDIS Project	Project	IDIS Activity ID	Activity Name	Activity Status	Program	Funded Amount	Draw Amount	Balance	
2010	6	Child Care Services Program	10885	Child Care Services Program - Neighborhood Service Council	Canceled	CDBG	\$0.00	\$0.00	\$0.00	
			10886	Child Care Services Program - Open Arms	Canceled	CDBG	\$0.00	\$0.00	\$0.00	
			10887	Child Care Services Program - Park South YMCA	Canceled	CDBG	\$0.00	\$0.00	\$0.00	
			10888	Child Care Services Program - Vogel Alcove	Canceled	CDBG	\$0.00	\$0.00	\$0.00	
			11024	Child Care Services / Open Arms	Completed	CDBG	\$40,865.00	\$40,865.00	\$0.00	
			11025	Vogel Alcove	Completed	CDBG	\$43,985.00	\$43,985.00	\$0.00	
			11038	Boys&Girls Club of Greater Dallas	Canceled	CDBG	\$0.00	\$0.00	\$0.00	
			11077	Neighborhood Service Council	Completed	CDBG	\$24,999.97	\$24,999.97	\$0.00	
			11149	YMCA OF METROPOLITIAN DALLAS	Completed	CDBG	\$45,150.00	\$45,150.00	\$0.00	
			Project Total							\$227,999.97
	7	City Child Care Services	10889	City Child Care Services	Open	CDBG	\$326,514.00	\$326,514.00	\$0.00	
	Project Total							\$326,514.00	\$326,514.00	\$0.00
	8	Arts Education Program	10890	Arts Education Program	Completed	CDBG	\$21,000.00	\$21,000.00	\$0.00	
	Project Total							\$21,000.00	\$21,000.00	\$0.00
	9	Summer Youth Program	10891	Summer Youth Program	Completed	CDBG	\$56,142.00	\$56,142.00	\$0.00	
	Project Total							\$56,142.00	\$56,142.00	\$0.00
	10	Adolescent Substance Abuse-Inpatient	10892	Adolescent Substance Abuse/Phoenix Houses of Texas	Completed	CDBG	\$64,680.00	\$64,680.00	\$0.00	
	Project Total							\$64,680.00	\$64,680.00	\$0.00
	11	Clinical Dental Care Program	10979	Clinical Dental Care Program	Completed	CDBG	\$200,000.00	\$200,000.00	\$0.00	
			10980	Clinical Dental Care Program - Bluitt Flowers	Canceled	CDBG	\$0.00	\$0.00	\$0.00	
10981			Clinical Dental Care Program - DeHaro Saldivar	Canceled	CDBG	\$0.00	\$0.00	\$0.00		
10982			Clinical Dental Care Program - East Dallas Clinic	Canceled	CDBG	\$0.00	\$0.00	\$0.00		
10983			Clinical Dental Care Program - Vickery Meadows	Canceled	CDBG	\$0.00	\$0.00	\$0.00		
Project Total							\$200,000.00	\$200,000.00	\$0.00	
12	Geriatric Health Services	10984	Geriatric Health Services	Open	CDBG	\$129,677.00	\$118,027.62	\$11,649.38		
		10985	Geriatric Health Services - Bluitt Flowers	Canceled	CDBG	\$0.00	\$0.00	\$0.00		
		10986	Geriatric Health Services - DeHaro Saldivar	Canceled	CDBG	\$0.00	\$0.00	\$0.00		
		10987	Geriatric Health Services - East Dallas Clinic	Canceled	CDBG	\$0.00	\$0.00	\$0.00		
		10988	Geriatric Health Services - Oak West Health Clinic	Canceled	CDBG	\$0.00	\$0.00	\$0.00		
		10989	Geriatric Health Services - Southeast Dallas Health Center	Canceled	CDBG	\$0.00	\$0.00	\$0.00		
		10990	Geriatric Health Services - Vickery Meadows	Canceled	CDBG	\$0.00	\$0.00	\$0.00		
Project Total							\$129,677.00	\$118,027.62	\$11,649.38	
13	City Crisis Assistance	10893	City Crisis Assistance	Completed	CDBG	\$241,977.63	\$241,977.63	\$0.00		
Project Total							\$241,977.63	\$241,977.63	\$0.00	
14	City Office of Senior Affairs	10894	City Office of Senior Affairs	Completed	CDBG	\$159,584.96	\$159,584.96	\$0.00		
Project Total							\$159,584.96	\$159,584.96	\$0.00	

U.S. Department of Housing and Urban Development
 Office of Community Planning and Development
 Integrated Disbursement and Information System
 List of Activities By Program Year And Project
 DALLAS, TX

Funding Agency: DALLAS

Plan Year	IDIS Project	Project	IDIS Activity ID	Activity Name	Activity Status	Program	Funded Amount	Draw Amount	Balance	
2010	15	Senior Services Program	10895	Sr Svcs Pgm - LaVoz del Anciano	Completed	CDBG	\$21,001.00	\$21,001.00	\$0.00	
			10896	Sr Svcs Pgm - Senior Citizens of Greater Dallas	Completed	CDBG	\$40,332.99	\$40,332.99	\$0.00	
			10897	Sr Svcs Pgm - Calumet Community Center	Completed	CDBG	\$21,216.00	\$21,216.00	\$0.00	
			Project Total				\$82,549.99	\$82,549.99	\$0.00	
		16	Teen Violence-Victim Outreach	10898	Teen Violence - Mothers (Fathers) Social Systems, Inc.	Completed	CDBG	\$31,000.00	\$31,000.00	\$0.00
			Project Total				\$31,000.00	\$31,000.00	\$0.00	
		17	Offender Re-entry Program (HOU)	10899	Offender Re-Entry Program (HOU)	Open	CDBG	\$130,054.00	\$130,041.15	\$12.85
			Project Total					\$130,054.00	\$130,041.15	\$12.85
		18	Parenting and Early Childhood Development	10944	Parenting/Early Childh Dev / AVANCE	Completed	CDBG	\$25,000.00	\$25,000.00	\$0.00
			Project Total					\$25,000.00	\$25,000.00	\$0.00
		19	South Dallas/Fair Park Community Court	10945	South Dallas/Fair Park Community Court	Completed	CDBG	\$277,740.00	\$277,740.00	\$0.00
			Project Total					\$277,740.00	\$277,740.00	\$0.00
		20	South Oak Cliff Community Court	10946	South Oak Cliff Community Court	Completed	CDBG	\$49,960.52	\$49,960.52	\$0.00
			Project Total					\$49,960.52	\$49,960.52	\$0.00
		21	West Dallas Community Court	10947	West Dallas Community Court	Completed	CDBG	\$153,764.17	\$153,764.17	\$0.00
			Project Total					\$153,764.17	\$153,764.17	\$0.00
		22	Literacy Program	10948	Literacy Program	Canceled	CDBG	\$0.00	\$0.00	\$0.00
			Project Total					\$0.00	\$0.00	\$0.00
		23	Youth Entrepreneurial After-School Program	10949	Youth Entrepreneurial After-School Program	Completed	CDBG	\$12,600.00	\$12,600.00	\$0.00
			Project Total					\$12,600.00	\$12,600.00	\$0.00
		24	Training and Employment for Adults with Disabilities	10950	Training and Employment for Adults with Disabilities	Completed	CDBG	\$30,000.00	\$30,000.00	\$0.00
			Project Total					\$30,000.00	\$30,000.00	\$0.00
		25	Women's Outreach Program	10951	Women's Outreach Program/Homeward Bound	Completed	CDBG	\$26,116.56	\$26,116.56	\$0.00
			Project Total					\$26,116.56	\$26,116.56	\$0.00
		26	Relocation Assistance	10952	Relocation Assistance	Completed	CDBG	\$43,778.67	\$43,778.67	\$0.00
			Project Total					\$43,778.67	\$43,778.67	\$0.00
		27	Housing Development Support	10953	Housing Development Support	Open	CDBG	\$1,058,540.00	\$1,058,540.00	\$0.00
			Project Total					\$1,058,540.00	\$1,058,540.00	\$0.00
		29	Residential Development Acquisition Loan Program	10954	Residential Development Acquisition Loan Program	Open	CDBG	\$478,509.00	\$0.00	\$478,509.00
			Project Total					\$478,509.00	\$0.00	\$478,509.00
		30	Community Based Development Organization (CBDO)	10955	Community Based Development Organization	Open	CDBG	\$500,000.00	\$0.00	\$500,000.00
			Project Total					\$500,000.00	\$0.00	\$500,000.00
	31	Housing Assistance Support	10956	Housing Assistance Support	Open	CDBG	\$1,720,412.00	\$1,718,481.83	\$1,930.17	
		Project Total					\$1,720,412.00	\$1,718,481.83	\$1,930.17	
	32	Major Systems Repair Program	10957	Major Systems Repair Program	Open	CDBG	\$1,501,500.00	\$1,468,824.80	\$32,675.20	
		Project Total					\$1,501,500.00	\$1,468,824.80	\$32,675.20	

U.S. Department of Housing and Urban Development
 Office of Community Planning and Development
 Integrated Disbursement and Information System
 List of Activities By Program Year And Project
 DALLAS, TX

Funding Agency: DALLAS

Plan Year	IDIS Project	Project	IDIS Activity ID	Activity Name	Activity Status	Program	Funded Amount	Draw Amount	Balance
2010	33	South Dallas/Fair Park- Major Systems Repair Program	10958	South Dallas/Fair Park - Major Systems Repair Program	Open	CDBG	\$100,000.00	\$10,400.99	\$89,599.01
		Project Total					\$100,000.00	\$10,400.99	\$89,599.01
	34	Minor Plumbing Repair/Replacement Program	10959	Minor Plumbing Repair/Replacement Program	Completed	CDBG	\$50,000.00	\$50,000.00	\$0.00
		Project Total					\$50,000.00	\$50,000.00	\$0.00
	35	People Helping People-Volunteer Home Repair	10050	HOUSING DEPARTMENT, 08R2 342A	Completed	CDBG	\$518,880.00	\$518,880.00	\$0.00
			10960	People Helping People-Volunteer Home Repair	Open	CDBG	\$1,242,127.00	\$972,205.26	\$269,921.74
		Project Total					\$1,761,007.00	\$1,491,085.26	\$269,921.74
	36	Dedicated SAFE II Expansion Code Insp./Code Compliance	10961	Dedicated SAFE II Expansion Code Inspection - Code	Completed	CDBG	\$40,000.00	\$40,000.00	\$0.00
		Project Total					\$40,000.00	\$40,000.00	\$0.00
	37	Dedicated SAFE II Expansion Code Inspection/Fire Department	10964	Dedicated SAFE II Expansion Code Inspection/Fire	Completed	CDBG	\$79,243.94	\$79,243.94	\$0.00
		Project Total					\$79,243.94	\$79,243.94	\$0.00
	38	Dedicated SAFE II Expansion Code Insp./Police Department	10965	Dedicated SAFE II Expansion Code Inspection - Police	Completed	CDBG	\$90,417.40	\$90,417.40	\$0.00
		Project Total					\$90,417.40	\$90,417.40	\$0.00
	39	Neighborhood Investment Program/Code Compliance	10966	Neighborhood Investment Program - Code Compliance	Completed	CDBG	\$393,304.70	\$393,304.70	\$0.00
		Project Total					\$393,304.70	\$393,304.70	\$0.00
	40	Community Prosecutor Program (CCS)	10967	Community Prosecution Program (CCS)	Completed	CDBG	\$254,645.46	\$254,645.46	\$0.00
		Project Total					\$254,645.46	\$254,645.46	\$0.00
	41	Business Loan Program	9922	RENE ALVAREZ/DBA GENESIS TRANSMISSION	Open	CDBG	\$162,025.00	\$162,025.00	\$0.00
			10968	Business Loan Program	Canceled	CDBG	\$0.00	\$0.00	\$0.00
			11033	Modern Senior Living, LLC	Completed	CDBG	\$225,000.00	\$225,000.00	\$0.00
			11181	Al-Rousan and Wared Corp.	Open	CDBG	\$25,000.00	\$25,000.00	\$0.00
			11182	Fidel Raudry d/b/a Phil's Tires and Wheels	Completed	CDBG	\$25,000.00	\$25,000.00	\$0.00
		Project Total					\$437,025.00	\$437,025.00	\$0.00
	42	Business Assistance Center Program	10991	Business Assistance Center Program - GD Hispanic CoC - BAC #1	Open	CDBG	\$80,000.00	\$68,836.03	\$11,163.97
			10992	Business Assistance Center Program - Inncity CDC - BAC #2	Open	CDBG	\$80,000.00	\$80,000.00	\$0.00
			10993	Business Assistance Center Program - GD Hispanic CoC - BAC #3	Open	CDBG	\$80,000.00	\$67,571.64	\$12,428.36
			10994	Business Assistance Center Program - GD Hispanic CoC - BAC #4	Open	CDBG	\$80,000.00	\$68,961.66	\$11,038.34
			10995	Business Assistance Center Program - MBA Consultants - BAC #5	Completed	CDBG	\$80,000.00	\$80,000.00	\$0.00
			10996	Business Assistance Center Program - GD Asian-American CoC (MEED) - BAC #6	Completed	CDBG	\$80,000.00	\$80,000.00	\$0.00

U.S. Department of Housing and Urban Development
 Office of Community Planning and Development
 Integrated Disbursement and Information System
 List of Activities By Program Year And Project
 DALLAS, TX

Funding Agency: DALLAS

Plan Year	IDIS Project	Project	IDIS Activity ID	Activity Name	Activity Status	Program	Funded Amount	Draw Amount	Balance
2010	42	Business Assistance Center Program	10997	Business Assistance Center Program - Regional Hispanic Contractors Association of DFW - BAC #7	Completed	CDBG	\$80,000.00	\$80,000.00	\$0.00
			10998	Business Assistance Center Program - GD Indo-American CoC - BAC #8	Open	CDBG	\$80,000.00	\$79,631.28	\$368.72
			11302	Business Assistance Center Program#2	Canceled	CDBG	\$0.00	\$0.00	\$0.00
			Project Total				\$640,000.00	\$605,000.61	\$34,999.39
	43	Neighborhood Street Improvement Petition Grant	10969	Neighborhood Street Improvement Petition Grant	Open	CDBG	\$50,000.00	\$34,914.20	\$15,085.80
			Project Total				\$50,000.00	\$34,914.20	\$15,085.80
	44	Neighborhood Enhancement Program (NEP)	10970	Neighborhood Enhancement Program (NEP)	Completed	CDBG	\$34,736.51	\$34,736.51	\$0.00
			11288	NEP-Bexar Street Phase II	Open	CDBG	\$25,000.00	\$19,723.66	\$5,276.34
			11289	NEP-Bexar Street Phase I	Open	CDBG	\$44,219.74	\$29,138.80	\$15,080.94
			11290	NEP- Jubilee Frazier Improvements	Open	CDBG	\$15,967.00	\$0.00	\$15,967.00
			11291	NEP-Ideal/ Rochester Improvement	Open	CDBG	\$15,966.00	\$0.00	\$15,966.00
			11292	NEP-West Dallas Improvement	Open	CDBG	\$14,110.75	\$0.00	\$14,110.75
			Project Total				\$150,000.00	\$83,598.97	\$66,401.03
	46	Fair Housing Enforcement	10971	Fair Housing Enforcement	Completed	CDBG	\$497,174.68	\$497,174.68	\$0.00
			Project Total				\$497,174.68	\$497,174.68	\$0.00
	47	Consolidated Plan Oversight, Citizen Participation & CDC Support	10972	Consolidated Plan Oversight, Citizen Participation & CDC Support	Completed	CDBG	\$632,471.01	\$632,471.01	\$0.00
			Project Total				\$632,471.01	\$632,471.01	\$0.00
	48	Grant Compliance	10973	Grant Compliance Monitoring	Completed	CDBG	\$597,748.98	\$597,748.98	\$0.00
			Project Total				\$597,748.98	\$597,748.98	\$0.00
	49	Housing/Community Services Contract Monitoring	10974	Housing/Community Services - Contract Monitoring	Completed	CDBG	\$733,087.74	\$733,087.74	\$0.00
		Project Total				\$733,087.74	\$733,087.74	\$0.00	
50	Housing/Community Services Management Support	10975	Housing/Community Services Management Support	Completed	CDBG	\$815,542.39	\$815,542.39	\$0.00	
		Project Total				\$815,542.39	\$815,542.39	\$0.00	
51	Relocation Mangement	10976	Relocation Management	Completed	CDBG	\$56,240.94	\$56,240.94	\$0.00	
		Project Total				\$56,240.94	\$56,240.94	\$0.00	
52	Economic Development Program Oversight	10977	Economic Development Program Oversight	Completed	CDBG	\$161,465.83	\$161,465.83	\$0.00	
		Project Total				\$161,465.83	\$161,465.83	\$0.00	
53	Park and Recreation Program Oversight	10978	Parks & Recreation Program Oversight	Completed	CDBG	\$70,698.00	\$70,698.00	\$0.00	
		Project Total				\$70,698.00	\$70,698.00	\$0.00	
82	Reconstruction/SHARE	9267	RECONSTRUCTION/SHARE PROGRAM 06RP 3230	Completed	CDBG	\$1,102,661.00	\$1,102,661.00	\$0.00	
		Project Total				\$1,102,661.00	\$1,102,661.00	\$0.00	
87	Business Incentive Program	11244	Business Incentive Program	Open	CDBG	\$180,813.00	\$18,000.00	\$162,813.00	
		Project Total				\$180,813.00	\$18,000.00	\$162,813.00	

U.S. Department of Housing and Urban Development
 Office of Community Planning and Development
 Integrated Disbursement and Information System
 List of Activities By Program Year And Project
 DALLAS, TX

Funding Agency: DALLAS

Plan Year	IDIS Project	Project	IDIS Activity ID	Activity Name	Activity Status	Program	Funded Amount	Draw Amount	Balance
2010	Program Total					CDBG	\$24,555,344.54	\$19,214,558.88	\$5,340,785.66
	2010 Total						\$24,555,344.54	\$19,214,558.88	\$5,340,785.66
2011	1	After-School/Summer Outreach Program-Elementary School Sites	11188	After-School/Summer Outreach Program-Elementary School Sites	Open	CDBG	\$459,341.00	\$450,058.96	\$9,282.04
		Project Total					\$459,341.00	\$450,058.96	\$9,282.04
	2	After-School/Summer Outreach Program-Community Center Sites	11189	After-School/Summer Outreach Program-Community Center Sites	Open	CDBG	\$157,539.00	\$152,574.80	\$4,964.20
		Project Total					\$157,539.00	\$152,574.80	\$4,964.20
	3	Child Care Services Program	11190	Child Care Services Program - Boys & Girls Club of Greater Dallas	Open	CDBG	\$37,500.00	\$33,631.05	\$3,868.95
			11191	Child Care Services Program - Neighborhood Service Council	Open	CDBG	\$27,650.00	\$24,315.90	\$3,334.10
			11194	Child Care Services Program-Open Arms, Inc. dba Bryan's House	Open	CDBG	\$41,000.00	\$41,000.00	\$0.00
			11195	Child Care Services Program - Vogel Alcove	Completed	CDBG	\$43,850.00	\$43,850.00	\$0.00
			11196	Child Care Services Program - YMCA of Metropolitan Dallas (Park South)	Open	CDBG	\$50,000.00	\$50,000.00	\$0.00
			11569	North Texas Junior Golf And Education	Open	CDBG	\$20,071.00	\$17,991.87	\$2,079.13
		Project Total					\$220,071.00	\$210,788.82	\$9,282.18
	4	City Child Care Services	11197	City Child Care Services	Open	CDBG	\$276,514.00	\$273,995.35	\$2,518.65
		Project Total					\$276,514.00	\$273,995.35	\$2,518.65
	5	Arts Education Program	11198	Arts Education Program	Completed	CDBG	\$21,000.00	\$21,000.00	\$0.00
		Project Total					\$21,000.00	\$21,000.00	\$0.00
	6	Clinical Dental Care Program	11199	Clinical Dental Care Program - Community Dental Care	Completed	CDBG	\$100,000.00	\$100,000.00	\$0.00
		Project Total					\$100,000.00	\$100,000.00	\$0.00
	7	City Crisis Assistance	11200	City Crisis Assistance	Open	CDBG	\$230,000.00	\$193,939.16	\$36,060.84
		Project Total					\$230,000.00	\$193,939.16	\$36,060.84
	8	City Office of Senior Affairs	11201	City Office of Senior Affairs	Open	CDBG	\$160,000.00	\$156,943.57	\$3,056.43
		Project Total					\$160,000.00	\$156,943.57	\$3,056.43
	9	Senior Services Program	11202	Senior Services Program - Senior Citizens of Greater Dallas	Open	CDBG	\$40,333.00	\$40,333.00	\$0.00
			11203	Senior Services Program - Calumet Community Center	Open	CDBG	\$21,216.00	\$18,628.82	\$2,587.18
			11204	Senior Services Program - Urban League of Greater Dallas	Open	CDBG	\$23,451.00	\$18,774.42	\$4,676.58
		Project Total					\$85,000.00	\$77,736.24	\$7,263.76
	10	Offender Re-Entry Program (HOU)	11205	Offender Re-Entry Program (HOU)	Open	CDBG	\$110,000.00	\$98,511.39	\$11,488.61
		Project Total					\$110,000.00	\$98,511.39	\$11,488.61
	11	South Dallas/Fair Park Community Court	11206	South Dallas/Fair Park Community Court	Open	CDBG	\$294,653.00	\$293,524.56	\$1,128.44
		Project Total					\$294,653.00	\$293,524.56	\$1,128.44

U.S. Department of Housing and Urban Development
 Office of Community Planning and Development
 Integrated Disbursement and Information System
 List of Activities By Program Year And Project
 DALLAS, TX

Funding Agency: DALLAS

Plan Year	IDIS Project	Project	IDIS Activity ID	Activity Name	Activity Status	Program	Funded Amount	Draw Amount	Balance
2011	12	South Oak Cliff Community Court	11207	South Oak Cliff Community Court	Open	CDBG	\$280,443.00	\$266,915.51	\$13,527.49
		Project Total					\$280,443.00	\$266,915.51	\$13,527.49
	13	Training and Employment for Adults with Disabilities	11208	Training and Employment for Adults with Disabilities-Citizens Development Center	Open	CDBG	\$25,000.00	\$25,000.00	\$0.00
		Project Total					\$25,000.00	\$25,000.00	\$0.00
	14	Housing Development Support	11209	Housing Development Support	Open	CDBG	\$1,058,540.00	\$930,804.61	\$127,735.39
		Project Total					\$1,058,540.00	\$930,804.61	\$127,735.39
	15	Mortgage Assistance Program	11210	Mortgage Assistance Program-Enterprise Community Partners, Inc.	Completed	CDBG	\$1,342,473.00	\$1,342,473.00	\$0.00
			11430	Mortgage Assistance Program	Open	CDBG	\$1,000,000.00	\$711,157.30	\$288,842.70
			11497	Mortgage Assistance Program	Open	CDBG	\$535,137.00	\$0.00	\$535,137.00
		Project Total					\$2,877,610.00	\$2,053,630.30	\$823,979.70
	16	Housing Services Program	11211	Housing Services Program	Open	CDBG	\$2,363.26	\$0.00	\$2,363.26
			11565	Housing Services Program - SFCDC	Open	CDBG	\$12,000.00	\$6,592.20	\$5,407.80
			11566	Housing Services Program - EDCO	Open	CDBG	\$18,495.00	\$0.00	\$18,495.00
			11567	Housing Services Program - CWCDC	Open	CDBG	\$7,500.00	\$0.00	\$7,500.00
			11568	Housing Services Program/SDFP/ICDC	Open	CDBG	\$9,641.74	\$0.00	\$9,641.74
		Project Total					\$50,000.00	\$6,592.20	\$43,407.80
	17	Residential Development Acquisition Loan Program	11225	Residential Development Acquisition Loan Program	Open	CDBG	\$228,509.00	\$0.00	\$228,509.00
			11498	Residential Development Acquisition Loan Program	Open	CDBG	\$500,000.00	\$0.00	\$500,000.00
			11638	Residential Development Acquisition Loan Program - Grand Ave	Open	CDBG	\$439,464.00	\$439,464.00	\$0.00
			11680	Residential Development Loan Program - EVERgreen	Open	CDBG	\$521,491.00	\$0.00	\$521,491.00
		Project Total					\$1,689,464.00	\$439,464.00	\$1,250,000.00
	18	Community Based Development Organization (CBDO)	11226	Community Based Development Organization (CBDO)	Open	CDBG	\$300,000.00	\$0.00	\$300,000.00
			11564	CBDO- Ecological Builders	Open	CDBG	\$200,000.00	\$39,922.01	\$160,077.99
		Project Total					\$500,000.00	\$39,922.01	\$460,077.99
	19	Housing Assistance Support	11227	Housing Assistance Support	Open	CDBG	\$1,721,943.00	\$1,703,961.39	\$17,981.61
		Project Total					\$1,721,943.00	\$1,703,961.39	\$17,981.61
	20	Major Systems Repair Program	11228	Major Systems Repair Program	Open	CDBG	\$2,104,848.00	\$1,295,750.35	\$809,097.65
			11496	Major Systems Repair Program	Open	CDBG	\$300,000.00	\$0.00	\$300,000.00
		Project Total					\$2,404,848.00	\$1,295,750.35	\$1,109,097.65
	21	South Dallas/Fair Park Major Systems Repair Program	11229	South Dallas/Fair Park - Major Systems Repair Program	Open	CDBG	\$50,000.00	\$0.00	\$50,000.00
		Project Total					\$50,000.00	\$0.00	\$50,000.00
	22	Minor Plumbing Repair/Replacement Program	11230	Minor Plumbing Repair/Replacement Program	Completed	CDBG	\$50,000.00	\$50,000.00	\$0.00
		Project Total					\$50,000.00	\$50,000.00	\$0.00
	23	People Helping People-Volunteer Home Repair	10367	People Helping People-Volunteer Home Repair	Completed	CDBG	\$581,800.48	\$581,800.48	\$0.00

U.S. Department of Housing and Urban Development
 Office of Community Planning and Development
 Integrated Disbursement and Information System
 List of Activities By Program Year And Project
 DALLAS, TX

Funding Agency: DALLAS

Plan Year	IDIS Project	Project	IDIS Activity ID	Activity Name	Activity Status	Program	Funded Amount	Draw Amount	Balance
2011	23	People Helping People-Volunteer Home Repair	11231	People Helping People-Volunteer Home Repair	Open	CDBG	\$1,242,127.00	\$771,333.70	\$470,793.30
		Project Total					\$1,823,927.48	\$1,353,134.18	\$470,793.30
	24	Dedicated SAFE II Expansion Code Inspection - Code Compliance	11232	Dedicated SAFE II Expansion Code Inspection - Code Compliance	Completed	CDBG	\$96,000.00	\$96,000.00	\$0.00
		Project Total					\$96,000.00	\$96,000.00	\$0.00
	25	Dedicated SAFE II Expansion Code Inspection - Fire Department	11233	Dedicated SAFE II Expansion Code Inspection - Fire Department	Completed	CDBG	\$70,538.00	\$70,538.00	\$0.00
		Project Total					\$70,538.00	\$70,538.00	\$0.00
	26	Dedicated SAFE II Expansion Code Inspection - Police Department	11234	Dedicated SAFE II Expansion Code Inspection - Police Department	Open	CDBG	\$74,657.00	\$65,050.59	\$9,606.41
		Project Total					\$74,657.00	\$65,050.59	\$9,606.41
	27	Neighborhood Investment Program - Code Compliance	11235	Neighborhood Investment Program - Code Compliance	Open	CDBG	\$484,518.00	\$476,873.49	\$7,644.51
		Project Total					\$484,518.00	\$476,873.49	\$7,644.51
	28	Business Loan Program	10118	KANGAROO CASES, LLC	Open	CDBG	\$209,876.80	\$209,876.80	\$0.00
			10852	Center Auto Sales, LLC.	Open	CDBG	\$35,000.00	\$35,000.00	\$0.00
			11359	Tandy Pizza, LLC dba/Little Caesar's	Open	CDBG	\$35,000.00	\$35,000.00	\$0.00
			11456	Thrash Memorial Funeral Home, LLC	Completed	CDBG	\$105,000.00	\$105,000.00	\$0.00
			11561	Oscar Del Llano dba Llano Auto Sales	Open	CDBG	\$0.00	\$0.00	\$0.00
			11562	7 G. R. R. Greenville, LLC	Open	CDBG	\$25,000.00	\$25,000.00	\$0.00
			11563	Transportes Juventino Rosas, Inc.	Open	CDBG	\$0.00	\$0.00	\$0.00
		Project Total					\$409,876.80	\$409,876.80	\$0.00
	29	Business Assistance Center Program	11236	BAC #1 - Greater Dallas Hispanic Chamber of Commerce-Maple	Open	CDBG	\$80,000.00	\$43,192.30	\$36,807.70
			11237	BAC #2 - Inner City Community Development Corp	Open	CDBG	\$80,000.00	\$66,748.91	\$13,251.09
			11238	BAC #3 - Greater Dallas Hispanic Chamber of Commerce-West Dallas	Open	CDBG	\$80,000.00	\$61,181.93	\$18,818.07
			11239	BAC #4 - Greater Dallas Hispanic Chamber of Commerce-Oak Cliff	Open	CDBG	\$80,000.00	\$50,424.43	\$29,575.57
			11240	BAC #5 - Business Assistance Center Inc.	Open	CDBG	\$80,000.00	\$71,228.56	\$8,771.44
			11241	BAC #6 - GD Asian American CoC Multi-Ethnic Education and Economic Development Center (MEED)	Open	CDBG	\$80,000.00	\$66,407.44	\$13,592.56
			11242	BAC #7 - Regional Hispanic Contractors Association	Open	CDBG	\$80,000.00	\$50,362.35	\$29,637.65
			11243	BAC #8 - GDA Indo American Chamber of Commerce	Open	CDBG	\$80,000.00	\$28,387.04	\$51,612.96
			11553	Business Assistance Center Program-InnercityCDC-BAC#2	Open	CDBG	\$0.00	\$0.00	\$0.00
		Project Total					\$640,000.00	\$437,932.96	\$202,067.04
	30	Neighborhood Enhancement Program (NEP)	11245	Neighborhood Enhancement Program	Canceled	CDBG	\$0.00	\$0.00	\$0.00
			11295	NEP-North Oak Cliff Improvements	Canceled	CDBG	\$0.00	\$0.00	\$0.00
			11296	NEP-Dolphin Heights Improvements	Open	CDBG	\$25,000.00	\$9,845.00	\$15,155.00

U.S. Department of Housing and Urban Development
 Office of Community Planning and Development
 Integrated Disbursement and Information System
 List of Activities By Program Year And Project
 DALLAS, TX

Funding Agency: DALLAS

Plan Year	IDIS Project	Project	IDIS Activity ID	Activity Name	Activity Status	Program	Funded Amount	Draw Amount	Balance
2011	30	Neighborhood Enhancement Program (NEP)	11375	NEP-Bexar Street	Completed	CDBG	\$25,000.00	\$25,000.00	\$0.00
		Project Total					\$50,000.00	\$34,845.00	\$15,155.00
2011	31	Neighborhood Investment Program Infrastructure	11246	Neighborhood Investment Program Infrastructure	Canceled	CDBG	\$0.00	\$0.00	\$0.00
			11293	NIP-Spring Avenue Infrastructure	Open	CDBG	\$334,216.00	\$0.00	\$334,216.00
			11294	NIP- Bexar Street Phase I	Open	CDBG	\$200,000.00	\$0.00	\$200,000.00
		Project Total				\$534,216.00	\$0.00	\$534,216.00	
2011	32	Public Improvement for Non-Profits	11247	Public Improvement for Non-Profits	Open	CDBG	\$85,000.00	\$0.00	\$85,000.00
		Project Total					\$85,000.00	\$0.00	\$85,000.00
2011	33	Fair Housing Enforcement	11248	Fair Housing Enforcement	Open	CDBG	\$375,784.00	\$370,291.70	\$5,492.30
		Project Total					\$375,784.00	\$370,291.70	\$5,492.30
2011	34	Consolidated Plan Oversight, Citizen Participation & CDC Support	11249	Consolidated Plan Oversight, Citizen Participation & CDC Support	Open	CDBG	\$806,437.00	\$680,078.47	\$126,358.53
		Project Total					\$806,437.00	\$680,078.47	\$126,358.53
2011	35	Grant Compliance Monitoring	11250	Grant Compliance Monitoring	Open	CDBG	\$412,931.00	\$210,613.61	\$202,317.39
		Project Total					\$412,931.00	\$210,613.61	\$202,317.39
2011	36	Housing/Community Services-Contract Monitoring	11251	Housing/Community Services - Contract Monitoring	Open	CDBG	\$554,971.00	\$460,396.99	\$94,574.01
		Project Total					\$554,971.00	\$460,396.99	\$94,574.01
2011	37	Housing/Community Services Management Support	11252	Housing/Community Services Management Support	Open	CDBG	\$785,099.00	\$775,477.76	\$9,621.24
		Project Total					\$785,099.00	\$775,477.76	\$9,621.24
2011	38	Economic Development Program Oversight	11253	Economic Development Program Oversight	Open	CDBG	\$283,986.00	\$188,890.20	\$95,095.80
		Project Total					\$283,986.00	\$188,890.20	\$95,095.80
2011	39	Parks & Recreation Program Oversight	11254	Parks and Recreation Program Oversight	Open	CDBG	\$81,897.00	\$79,066.76	\$2,830.24
		Project Total					\$81,897.00	\$79,066.76	\$2,830.24
2011	50	West Dallas Community Court	11255	West Dallas Community Court	Open	CDBG	\$80,000.00	\$78,535.25	\$1,464.75
			11431	West Dallas Community Court	Open	CDBG	\$150,000.00	\$111,062.02	\$38,937.98
			Project Total					\$230,000.00	\$189,597.27
2011	59	South Dallas Fair Park Area Business Fascade Program	11436	South Dallas Fair Park Area Business Fascade Program	Open	CDBG	\$92,521.91	\$0.00	\$92,521.91
		Project Total					\$92,521.91	\$0.00	\$92,521.91
		Program Total							
		2011 Total				CDBG	\$20,714,326.19	\$14,739,777.00	\$5,974,549.19
							\$20,714,326.19	\$14,739,777.00	\$5,974,549.19
2012	1	After-School/Summer Outreach Program-Elementary School Sites	11579	After-School/Summer Outreach Program - Elementary School Sites	Open	CDBG	\$0.00	\$0.00	\$0.00
		Project Total					\$0.00	\$0.00	\$0.00
2012	2	After-School/Summer Outreach Program - Community Center Sites	11580	After-School/Summer Outreach Program - Community Center Sites	Open	CDBG	\$0.00	\$0.00	\$0.00

U.S. Department of Housing and Urban Development
 Office of Community Planning and Development
 Integrated Disbursement and Information System
 List of Activities By Program Year And Project
 DALLAS, TX

Funding Agency: DALLAS

Plan Year	IDIS Project	Project	IDIS Activity ID	Activity Name	Activity Status	Program	Funded Amount	Draw Amount	Balance
2012	2	Project Total					\$0.00	\$0.00	\$0.00
	3	Child Care Services Program	11635	Child Care Services Program	Open	CDBG	\$0.00	\$0.00	\$0.00
		Project Total					\$0.00	\$0.00	\$0.00
	4	City Child Care Services	11581	City Child Care Services	Open	CDBG	\$0.00	\$0.00	\$0.00
		Project Total					\$0.00	\$0.00	\$0.00
	5	Clinical Dental Care Program	11582	Clinical Dental Care Program	Open	CDBG	\$0.00	\$0.00	\$0.00
		Project Total					\$0.00	\$0.00	\$0.00
	6	City Crisis Assistance	11583	City Crisis Assistance	Open	CDBG	\$0.00	\$0.00	\$0.00
		Project Total					\$0.00	\$0.00	\$0.00
	7	City Office of Senior Affairs	11584	City Office of Senior Affairs	Open	CDBG	\$0.00	\$0.00	\$0.00
		Project Total					\$0.00	\$0.00	\$0.00
	8	Senior Services Program	11636	Senior Services Program	Open	CDBG	\$0.00	\$0.00	\$0.00
		Project Total					\$0.00	\$0.00	\$0.00
	9	South Dallas/Fair Park Community Court	11585	South Dallas/Fair Park Community Court	Open	CDBG	\$0.00	\$0.00	\$0.00
		Project Total					\$0.00	\$0.00	\$0.00
	10	South Oak Cliff Community Court	11586	South Oak Cliff Community Court	Open	CDBG	\$0.00	\$0.00	\$0.00
		Project Total					\$0.00	\$0.00	\$0.00
	11	West Dallas Community Court	11587	West Dallas Community Court	Open	CDBG	\$0.00	\$0.00	\$0.00
		Project Total					\$0.00	\$0.00	\$0.00
	12	Offender Re-entry Program (HOU)	11588	Offender Re-Entry Program (HOU)	Open	CDBG	\$0.00	\$0.00	\$0.00
		Project Total					\$0.00	\$0.00	\$0.00
	13	Training and Employment for Adults with Disabilities	11589	Training and Employment for Adults with Disabilities	Open	CDBG	\$0.00	\$0.00	\$0.00
		Project Total					\$0.00	\$0.00	\$0.00
	14	Relocation Assistance	11590	Relocation Assistance	Open	CDBG	\$0.00	\$0.00	\$0.00
		Project Total					\$0.00	\$0.00	\$0.00
	15	Housing Development Support	11591	Housing Development Support	Open	CDBG	\$0.00	\$0.00	\$0.00
		Project Total					\$0.00	\$0.00	\$0.00
	16	Mortgage Assistance Program	11592	Mortgage Assistance Program	Open	CDBG	\$0.00	\$0.00	\$0.00
		Project Total					\$0.00	\$0.00	\$0.00
	17	Housing Services Program	11599	Housing Services Program	Open	CDBG	\$0.00	\$0.00	\$0.00
		Project Total					\$0.00	\$0.00	\$0.00
	18	Residential Development Acquisition Loan Program	11600	Residential Development Acquisition Loan Program	Open	CDBG	\$0.00	\$0.00	\$0.00
		Project Total					\$0.00	\$0.00	\$0.00
	19	Community Based Development Organization (CBDO)	11601	Community Based Development Organization (CBDO)	Open	CDBG	\$0.00	\$0.00	\$0.00
		Project Total					\$0.00	\$0.00	\$0.00
	20	Housing Assistance Support	11602	Housing Assistance Support	Open	CDBG	\$0.00	\$0.00	\$0.00

U.S. Department of Housing and Urban Development
 Office of Community Planning and Development
 Integrated Disbursement and Information System
 List of Activities By Program Year And Project
 DALLAS, TX

Funding Agency: DALLAS

Plan Year	IDIS Project	Project	IDIS Activity ID	Activity Name	Activity Status	Program	Funded Amount	Draw Amount	Balance
2012	20	Project Total					\$0.00	\$0.00	\$0.00
	21	Major Systems Repair Program	11603	Major Systems Repair Program	Open	CDBG	\$0.00	\$0.00	\$0.00
		Project Total					\$0.00	\$0.00	\$0.00
	22	South Dallas/Fair Park Major Systems Repair Program	11604	South Dallas/Fair Park Major Systems Repair Program	Open	CDBG	\$0.00	\$0.00	\$0.00
		Project Total					\$0.00	\$0.00	\$0.00
	23	Minor Plumbing Repair/Replacement Program	11605	Minor Plumbing Repair/Replacement Program	Open	CDBG	\$0.00	\$0.00	\$0.00
		Project Total					\$0.00	\$0.00	\$0.00
	24	People Helping People-Volunteer Home Repair	11606	People Helping People-Volunteer Home Repair	Open	CDBG	\$0.00	\$0.00	\$0.00
		Project Total					\$0.00	\$0.00	\$0.00
	25	Dedicated SAFE II Expansion Code Inspection - Code Compliance	11607	Dedicated SAFE II Expansion Code Inspection - Code Compliance	Open	CDBG	\$0.00	\$0.00	\$0.00
		Project Total					\$0.00	\$0.00	\$0.00
	26	Dedicated SAFE II Expansion Code Inspection - Fire Department	11608	Dedicated SAFE II Expansion Code Inspection - Fire Department	Open	CDBG	\$0.00	\$0.00	\$0.00
		Project Total					\$0.00	\$0.00	\$0.00
	27	Dedicated SAFE II Expansion Code Inspection - Police Department	11609	Dedicated SAFE II Expansion Code Inspection - Police Department	Open	CDBG	\$0.00	\$0.00	\$0.00
		Project Total					\$0.00	\$0.00	\$0.00
	28	Neighborhood Investment Program - Code Compliance	11610	Neighborhood Investment Program - Code Compliance	Open	CDBG	\$0.00	\$0.00	\$0.00
		Project Total					\$0.00	\$0.00	\$0.00
	29	Business Loan Program	11611	Business Loan Program	Canceled	CDBG	\$0.00	\$0.00	\$0.00
		Project Total					\$0.00	\$0.00	\$0.00
	30	Business Assistance Center Program	11612	BAC #1 - Greater Dallas Hispanic Chamber of Commerce	Open	CDBG	\$0.00	\$0.00	\$0.00
			11613	BAC #2 - Innerscity Community Development Corporation	Open	CDBG	\$0.00	\$0.00	\$0.00
			11614	BAC #3 - Greater Dallas Hispanic Chamber of Commerce	Open	CDBG	\$0.00	\$0.00	\$0.00
			11615	BAC #4 - Greater Dallas Hispanic Chamber of Commerce	Open	CDBG	\$0.00	\$0.00	\$0.00
			11616	BAC #5 - Business Assistance Center, Inc.	Open	CDBG	\$0.00	\$0.00	\$0.00
			11617	BAC #6 - Greater Dallas Asian American Chamber of Commerce (MEED)	Open	CDBG	\$0.00	\$0.00	\$0.00
			11618	BAC #7 - Regional Hispanic Contractors Association	Open	CDBG	\$0.00	\$0.00	\$0.00
			11619	BAC #8- Greater Dallas Indo-American Chamber of Commerce	Open	CDBG	\$0.00	\$0.00	\$0.00
		Project Total					\$0.00	\$0.00	\$0.00
	31	Neighborhood Street Improvement Petition	11620	Neighborhood Street Improvement Petition	Open	CDBG	\$0.00	\$0.00	\$0.00
		Project Total					\$0.00	\$0.00	\$0.00
	32	Neighborhood Enhancement Program (NEP)	11621	NEP-West Dallas Enhancements	Open	CDBG	\$0.00	\$0.00	\$0.00

U.S. Department of Housing and Urban Development
 Office of Community Planning and Development
 Integrated Disbursement and Information System
 List of Activities By Program Year And Project
 DALLAS, TX

Funding Agency: DALLAS

Plan Year	IDIS Project	Project	IDIS Activity ID	Activity Name	Activity Status	Program	Funded Amount	Draw Amount	Balance
2012	32	Neighborhood Enhancement Program (NEP)	11631	NEP - South Dallas/Fair Park Enhancements	Open	CDBG	\$0.00	\$0.00	\$0.00
			11632	NEP- Ideal/Rochester Park Enhancements	Open	CDBG	\$0.00	\$0.00	\$0.00
		Project Total					\$0.00	\$0.00	\$0.00
	33	Neighborhood Investment Program Infrastructure	11622	NIP - West Dallas Enhancement	Open	CDBG	\$0.00	\$0.00	\$0.00
			11633	NIP - South Dallas/Idea-Rochester Park Public Improvements	Open	CDBG	\$0.00	\$0.00	\$0.00
		Project Total					\$0.00	\$0.00	\$0.00
	34	Public Improvement for Non-Profits	11623	Public Improvements for Non- Profits	Open	CDBG	\$0.00	\$0.00	\$0.00
		Project Total					\$0.00	\$0.00	\$0.00
	35	Fair Housing Enforcement	11624	Fair Housing Enforcement	Open	CDBG	\$0.00	\$0.00	\$0.00
		Project Total					\$0.00	\$0.00	\$0.00
	36	Citizen Participation/CDC Support/HUD Oversight	11625	Citizen Participation/CDC Support/HUD Oversight	Open	CDBG	\$0.00	\$0.00	\$0.00
		Project Total					\$0.00	\$0.00	\$0.00
	37	Grant Compliance Monitoring	11626	Grant Compliance Monitoring	Open	CDBG	\$0.00	\$0.00	\$0.00
		Project Total					\$0.00	\$0.00	\$0.00
	38	Housing Contract Administration	11627	Housing Contract Administration	Open	CDBG	\$0.00	\$0.00	\$0.00
		Project Total					\$0.00	\$0.00	\$0.00
	39	Housing Management Support	11628	Housing Management Support	Open	CDBG	\$0.00	\$0.00	\$0.00
		Project Total					\$0.00	\$0.00	\$0.00
	40	Economic Development Program Oversight	11629	Economic Development Program Oversight	Open	CDBG	\$0.00	\$0.00	\$0.00
		Project Total					\$0.00	\$0.00	\$0.00
	41	Park & Recreation Program Oversight	11630	Park & Recreation Program Oversight	Open	CDBG	\$0.00	\$0.00	\$0.00
		Project Total					\$0.00	\$0.00	\$0.00
		Program Total				CDBG	\$0.00	\$0.00	\$0.00
		2012 Total					\$0.00	\$0.00	\$0.00
		Program Grand Total				CDBG	\$503,791,181.39	\$490,271,029.49	\$13,520,151.90
		Grand Total					\$503,791,181.39	\$490,271,029.49	\$13,520,151.90

This page intentionally left blank.

**30. FY 2011-12 DRAWDOWN VOUCHERS
(IDIS REPORT PR07)**

This page intentionally left blank.

PR07 - Drawdown Report by Voucher Number
- Vouchers Submitted to Loccs

Voucher Number	Line Item	IDIS Project ID	IDIS Act ID	Voucher Created	Voucher Status
5451234	1	123	9245	7/13/2012	Revised
	2	131	9771	7/13/2012	Completed
	3	43	10397	7/13/2012	Completed
	4	2	11286	7/13/2012	Completed
	5	50	11431	7/13/2012	Completed
	6	43	9852	7/13/2012	Completed
	7	31	10394	7/13/2012	Completed
	8	26	10381	7/13/2012	Completed
	9	28	10532	7/13/2012	Completed
	10	29	10954	7/13/2012	Revised
	11	32	10957	7/13/2012	Completed
	12	30	10955	7/13/2012	Revised
	13	35	10960	7/13/2012	Completed
	14	17	10899	7/13/2012	Completed
	15	44	11289	7/13/2012	Completed
	16	2	11284	7/13/2012	Completed
	17	11	11206	7/13/2012	Completed
	18	12	11207	7/13/2012	Completed
	19	26	11234	7/13/2012	Completed
	20	7	11200	7/13/2012	Completed
	21	38	11253	7/13/2012	Completed
	22	16	11211	7/13/2012	Revised
	23	19	11227	7/13/2012	Completed
	24	14	11209	7/13/2012	Revised
	25	37	11252	7/13/2012	Completed
	26	15	11210	7/13/2012	Completed
	27	20	11228	7/13/2012	Completed
	28	23	11231	7/13/2012	Completed
	29	3	11190	7/13/2012	Completed
	30	3	11196	7/13/2012	Completed
	31	3	11195	7/13/2012	Completed
	32	4	11197	7/13/2012	Completed
	33	8	11201	7/13/2012	Completed
	34	10	11205	7/13/2012	Revised
	35	36	11251	7/13/2012	Completed
	36	9	11203	7/13/2012	Completed
	37	9	11204	7/13/2012	Completed
	38	13	11208	7/13/2012	Completed
	39	5	11198	7/13/2012	Completed
	40	34	11249	7/13/2012	Completed
	41	35	11250	7/13/2012	Completed
	42	1	11188	7/13/2012	Completed
	43	2	11189	7/13/2012	Completed
	44	39	11254	7/13/2012	Completed
	45	29	11236	7/13/2012	Completed
	46	29	11237	7/13/2012	Completed
	47	29	11238	7/13/2012	Completed
	48	29	11239	7/13/2012	Completed
	49	29	11240	7/13/2012	Completed
	50	29	11241	7/13/2012	Completed
	51	29	11242	7/13/2012	Completed

PR07 - Drawdown Report by Voucher Number
- Vouchers Submitted to Loccs

<u>Program</u>	<u>PY</u>	<u>Drawn Amount</u>
CDBG		\$459.50
CDBG		\$18,846.10
CDBG		\$57,374.36
CDBG		\$17,747.50
CDBG		\$21,540.22
CDBG		\$3,180.75
CDBG		\$4,619.90
CDBG		\$11,129.98
CDBG		\$82,319.40
CDBG		\$341,344.09
CDBG		\$8,555.02
CDBG		\$39,922.01
CDBG		\$20,425.38
CDBG		\$154.93
CDBG		\$1,390.40
CDBG		\$816.00
CDBG		\$31,320.93
CDBG		\$29,021.75
CDBG		\$6,887.67
CDBG		\$25,660.82
CDBG		\$27,628.25
CDBG		\$4,680.17
CDBG		\$264,869.43
CDBG		\$145,470.23
CDBG		\$115,968.10
CDBG		\$37,297.30
CDBG		\$201,677.12
CDBG		\$127,019.99
CDBG		\$3,681.31
CDBG		\$10,872.71
CDBG		\$3,799.00
CDBG		\$32,971.26
CDBG		\$20,265.75
CDBG		\$16,707.16
CDBG		\$66,183.72
CDBG		\$2,521.94
CDBG		\$4,761.54
CDBG		\$2,083.33
CDBG		\$11,208.38
CDBG		\$34,305.44
CDBG		\$42,056.58
CDBG		\$25,366.46
CDBG		\$23,749.12
CDBG		\$8,333.93
CDBG		\$3,311.65
CDBG		\$13,407.96
CDBG		\$6,384.24
CDBG		\$4,956.23
CDBG		\$7,114.32
CDBG		\$15,653.69
CDBG		\$20,682.19

PR07 - Drawdown Report by Voucher Number
- Vouchers Submitted to Loccs

Voucher Number	Line Item	IDIS Project ID	IDIS Act ID	Voucher Created	Voucher Status	
5451234	52	29	11243	7/13/2012	Completed	
	53	27	11235	7/13/2012	Completed	
	54	7	10889	7/13/2012	Completed	
	55	14	11209	8/14/2012	Completed	
	56	37	11252	8/14/2012	Completed	
	57	23	11231	8/14/2012	Completed	
	58	123	9245	11/28/2012	Completed	
	59	131	9771	11/28/2012	Completed	
	60	18	11564	11/29/2012	Completed	
	61	16	11565	11/29/2012	Completed	
	62	17	11638	11/29/2012	Completed	
	5463519	1	87	11244	8/14/2012	Completed
		2	51	7018	8/14/2012	Completed
3		2	11286	8/14/2012	Completed	
4		50	11431	8/14/2012	Completed	
5		15	11430	8/14/2012	Completed	
6		31	10394	8/14/2012	Completed	
7		26	10381	8/14/2012	Completed	
8		28	10532	8/14/2012	Completed	
9		29	10954	8/14/2012	Revised	
10		32	10957	8/14/2012	Completed	
11		35	10960	8/14/2012	Completed	
12		17	10899	8/14/2012	Revised	
13		44	11289	8/14/2012	Completed	
14		11	11206	8/14/2012	Completed	
15		12	11207	8/14/2012	Completed	
16		24	11232	8/14/2012	Completed	
17		27	11235	8/14/2012	Completed	
18		25	11233	8/14/2012	Completed	
19		26	11234	8/14/2012	Completed	
20		7	11200	8/14/2012	Completed	
21		22	11230	8/14/2012	Completed	
22		38	11253	8/14/2012	Completed	
23		19	11227	8/14/2012	Completed	
24		37	11252	8/14/2012	Completed	
25		20	11228	8/14/2012	Completed	
26		23	11231	8/14/2012	Completed	
27		3	11190	8/14/2012	Completed	
28		3	11191	8/14/2012	Completed	
29		4	11197	8/14/2012	Completed	
30		8	11201	8/14/2012	Completed	
31	36	11251	8/14/2012	Completed		
32	9	11202	8/14/2012	Completed		
33	9	11204	8/14/2012	Completed		
34	13	11208	8/14/2012	Completed		
35	33	11248	8/14/2012	Completed		
36	5	11198	8/14/2012	Completed		
37	34	11249	8/14/2012	Completed		
38	35	11250	8/14/2012	Completed		
39	1	11188	8/14/2012	Completed		
40	2	11189	8/14/2012	Completed		

OFFICE OF COMMUNITY PLANNING AND
DEVELOPMENTPR07 - Drawdown Report by Voucher Number
- Vouchers Submitted to Loccs

Status Date	LOCCS Send Date	Grant Number	Fund Type	Recipient TIN	Payee TIN
07/14/2012	7/13/2012	B10MC480009	EN	756000508	756000508
07/14/2012	7/13/2012	B10MC480009	EN	756000508	756000508
07/14/2012	7/13/2012	B10MC480009	EN	756000508	756000508
07/14/2012	7/13/2012	B10MC480009	EN	756000508	756000508
07/14/2012	7/13/2012	B10MC480009	EN	756000508	756000508
07/14/2012	7/13/2012	B10MC480009	EN	756000508	756000508
07/14/2012	7/13/2012	B10MC480009	EN	756000508	756000508
07/14/2012	7/13/2012	B10MC480009	EN	756000508	756000508
07/14/2012	7/13/2012	B10MC480009	EN	756000508	756000508
07/14/2012	7/13/2012	B10MC480009	EN	756000508	756000508
07/14/2012	7/13/2012	B10MC480009	EN	756000508	756000508
08/15/2012	8/14/2012	B10MC480009	EN	756000508	756000508
08/15/2012	8/14/2012	B10MC480009	EN	756000508	756000508
08/15/2012	8/14/2012	B10MC480009	EN	756000508	756000508
08/15/2012	8/14/2012	B10MC480009	EN	756000508	756000508
08/15/2012	8/14/2012	B10MC480009	EN	756000508	756000508
08/15/2012	8/14/2012	B10MC480009	EN	756000508	756000508
08/15/2012	8/14/2012	B10MC480009	EN	756000508	756000508
08/15/2012	8/14/2012	B10MC480009	EN	756000508	756000508
08/15/2012	8/14/2012	B10MC480009	EN	756000508	756000508
08/15/2012	8/14/2012	B10MC480009	EN	756000508	756000508
08/15/2012	8/14/2012	B10MC480009	EN	756000508	756000508
08/15/2012	8/14/2012	B10MC480009	EN	756000508	756000508
08/15/2012	8/14/2012	B10MC480009	EN	756000508	756000508
08/15/2012	8/14/2012	B10MC480009	EN	756000508	756000508
08/15/2012	8/14/2012	B10MC480009	EN	756000508	756000508
08/15/2012	8/14/2012	B10MC480009	EN	756000508	756000508
08/15/2012	8/14/2012	B10MC480009	EN	756000508	756000508
08/15/2012	8/14/2012	B10MC480009	EN	756000508	756000508
08/15/2012	8/14/2012	B10MC480009	EN	756000508	756000508
08/15/2012	8/14/2012	B10MC480009	EN	756000508	756000508
08/15/2012	8/14/2012	B10MC480009	EN	756000508	756000508
08/15/2012	8/14/2012	B10MC480009	EN	756000508	756000508
08/15/2012	8/14/2012	B10MC480009	EN	756000508	756000508
08/15/2012	8/14/2012	B10MC480009	EN	756000508	756000508
08/15/2012	8/14/2012	B10MC480009	EN	756000508	756000508
08/15/2012	8/14/2012	B10MC480009	EN	756000508	756000508
08/15/2012	8/14/2012	B10MC480009	EN	756000508	756000508
08/15/2012	8/14/2012	B10MC480009	EN	756000508	756000508
08/15/2012	8/14/2012	B10MC480009	EN	756000508	756000508
08/15/2012	8/14/2012	B10MC480009	EN	756000508	756000508
08/15/2012	8/14/2012	B10MC480009	EN	756000508	756000508

PR07 - Drawdown Report by Voucher Number
- Vouchers Submitted to Loccs

<u>Program</u>	<u>PY</u>	<u>Drawn Amount</u>
CDBG		\$4,953.16
CDBG		\$58,737.99
CDBG		\$360.00
CDBG		\$105,458.15
CDBG		\$40,012.08
CDBG		\$16,707.16
CDBG		\$86.17
CDBG		\$373.33
CDBG		\$39,922.01
CDBG		\$4,680.17
CDBG		\$341,344.09
CDBG		\$12,000.00
CDBG		\$10,000.00
CDBG		\$17,485.76
CDBG		\$12,909.50
CDBG		\$38,604.25
CDBG		\$513.32
CDBG		\$3,001.18
CDBG		\$9,126.00
CDBG		\$7,300.00
CDBG		\$8,954.24
CDBG		\$16,626.31
CDBG		\$51,541.91
CDBG		\$13,339.61
CDBG		\$6,128.48
CDBG		\$17,458.39
CDBG		\$21,743.96
CDBG		\$33,261.11
CDBG		\$17,479.19
CDBG		\$5,401.49
CDBG		\$14,186.77
CDBG		\$515.78
CDBG		\$17,788.00
CDBG		\$104,463.00
CDBG		\$2,386.66
CDBG		\$161,307.82
CDBG		\$1,098.05
CDBG		\$6,082.54
CDBG		\$3,333.26
CDBG		\$23,800.91
CDBG		\$11,152.72
CDBG		\$9,187.88
CDBG		\$3,569.57
CDBG		\$1,358.51
CDBG		\$2,083.33
CDBG		\$30,306.60
CDBG		\$3,279.09
CDBG		\$49,775.35
CDBG		\$20,735.10
CDBG		\$30,788.43
CDBG		\$32,219.02

PR07 - Drawdown Report by Voucher Number
- Vouchers Submitted to Loccs

Voucher Number	Line Item	IDIS Project ID	IDIS Act ID	Voucher Created	Voucher Status
5463519	41	39	11254	8/14/2012	Completed
	42	50	11255	8/14/2012	Completed
	43	29	11237	8/14/2012	Completed
	44	29	11240	8/14/2012	Completed
	45	29	11242	8/14/2012	Completed
	46	30	11375	8/14/2012	Completed
	47	58	10713	8/14/2012	Completed
	48	17	11638	11/29/2012	Completed
	49	17	10899	12/3/2012	Completed
	50	7	10889	12/3/2012	Completed
5474545	1	43	10397	9/13/2012	Completed
	2	87	11244	9/13/2012	Completed
	3	51	7018	9/13/2012	Completed
	4	2	11286	9/13/2012	Completed
	5	50	11431	9/13/2012	Completed
	6	15	11430	9/13/2012	Completed
	7	43	9359	9/13/2012	Completed
	8	43	9852	9/13/2012	Completed
	9	29	10954	9/13/2012	Revised
	10	32	10957	9/13/2012	Completed
	11	35	10960	9/13/2012	Completed
	12	43	10969	9/13/2012	Completed
	13	44	11289	9/13/2012	Completed
	14	11	11206	9/13/2012	Completed
	15	12	11207	9/13/2012	Completed
	16	27	11235	9/13/2012	Completed
	17	26	11234	9/13/2012	Completed
	18	7	11200	9/13/2012	Completed
	19	38	11253	9/13/2012	Completed
	20	16	11211	9/13/2012	Revised
	21	19	11227	9/13/2012	Completed
	22	14	11209	9/13/2012	Completed
	23	37	11252	9/13/2012	Completed
	24	20	11228	9/13/2012	Completed
	25	23	11231	9/13/2012	Completed
	26	3	11191	9/13/2012	Completed
	27	3	11196	9/13/2012	Completed
	28	4	11197	9/13/2012	Completed
	29	8	11201	9/13/2012	Completed
	30	10	11205	9/13/2012	Completed
	31	36	11251	9/13/2012	Completed
	32	9	11202	9/13/2012	Completed
	33	9	11204	9/13/2012	Completed
	34	13	11208	9/13/2012	Completed
	35	33	11248	9/13/2012	Completed
	36	34	11249	9/13/2012	Completed
	37	35	11250	9/13/2012	Completed
	38	1	11188	9/13/2012	Completed
	39	2	11189	9/13/2012	Completed
	40	39	11254	9/13/2012	Completed
	41	50	11255	9/13/2012	Completed

OFFICE OF COMMUNITY PLANNING AND
DEVELOPMENTPR07 - Drawdown Report by Voucher Number
- Vouchers Submitted to Loccs

Status Date	LOCCS Send Date	Grant Number	Fund Type	Recipient TIN	Payee TIN
08/15/2012	8/14/2012	B10MC480009	EN	756000508	756000508
08/15/2012	8/14/2012	B10MC480009	EN	756000508	756000508
08/15/2012	8/14/2012	B10MC480009	EN	756000508	756000508
08/15/2012	8/14/2012	B10MC480009	EN	756000508	756000508
08/15/2012	8/14/2012	B10MC480009	EN	756000508	756000508
08/15/2012	8/14/2012	B10MC480009	EN	756000508	756000508
08/15/2012	8/14/2012	B10MC480009	EN	756000508	756000508
08/15/2012	8/14/2012	B10MC480009	EN	756000508	756000508
08/15/2012	8/14/2012	B10MC480009	EN	756000508	756000508
09/14/2012	9/13/2012	B10MC480009	EN	756000508	756000508
09/14/2012	9/13/2012	B10MC480009	EN	756000508	756000508
09/14/2012	9/13/2012	B10MC480009	EN	756000508	756000508
09/14/2012	9/13/2012	B10MC480009	EN	756000508	756000508
09/14/2012	9/13/2012	B10MC480009	EN	756000508	756000508
09/14/2012	9/13/2012	B10MC480009	EN	756000508	756000508
09/14/2012	9/13/2012	B10MC480009	EN	756000508	756000508
09/14/2012	9/13/2012	B10MC480009	EN	756000508	756000508
09/14/2012	9/13/2012	B10MC480009	EN	756000508	756000508
09/14/2012	9/13/2012	B10MC480009	EN	756000508	756000508
09/14/2012	9/13/2012	B10MC480009	EN	756000508	756000508
09/14/2012	9/13/2012	B10MC480009	EN	756000508	756000508
09/14/2012	9/13/2012	B10MC480009	EN	756000508	756000508
09/14/2012	9/13/2012	B10MC480009	EN	756000508	756000508
09/14/2012	9/13/2012	B10MC480009	EN	756000508	756000508
09/14/2012	9/13/2012	B10MC480009	EN	756000508	756000508
09/14/2012	9/13/2012	B10MC480009	EN	756000508	756000508
09/14/2012	9/13/2012	B10MC480009	EN	756000508	756000508
09/14/2012	9/13/2012	B10MC480009	EN	756000508	756000508
09/14/2012	9/13/2012	B10MC480009	EN	756000508	756000508
09/14/2012	9/13/2012	B10MC480009	EN	756000508	756000508
09/14/2012	9/13/2012	B10MC480009	EN	756000508	756000508
09/14/2012	9/13/2012	B10MC480009	EN	756000508	756000508
09/14/2012	9/13/2012	B10MC480009	EN	756000508	756000508
09/14/2012	9/13/2012	B10MC480009	EN	756000508	756000508
09/14/2012	9/13/2012	B10MC480009	EN	756000508	756000508
09/14/2012	9/13/2012	B10MC480009	EN	756000508	756000508
09/14/2012	9/13/2012	B10MC480009	EN	756000508	756000508
09/14/2012	9/13/2012	B10MC480009	EN	756000508	756000508
09/14/2012	9/13/2012	B10MC480009	EN	756000508	756000508
09/14/2012	9/13/2012	B10MC480009	EN	756000508	756000508
09/14/2012	9/13/2012	B10MC480009	EN	756000508	756000508
09/14/2012	9/13/2012	B10MC480009	EN	756000508	756000508
09/14/2012	9/13/2012	B10MC480009	EN	756000508	756000508
09/14/2012	9/13/2012	B10MC480009	EN	756000508	756000508
09/14/2012	9/13/2012	B10MC480009	EN	756000508	756000508
09/14/2012	9/13/2012	B10MC480009	EN	756000508	756000508
09/14/2012	9/13/2012	B10MC480009	EN	756000508	756000508

PR07 - Drawdown Report by Voucher Number
- Vouchers Submitted to Loccs

<u>Program</u>	<u>PY</u>	<u>Drawn Amount</u>
CDBG		\$5,539.27
CDBG		\$567.65
CDBG		\$4,812.94
CDBG		\$7,114.32
CDBG		\$7,515.76
CDBG		\$25,000.00
CDBG		\$9,340.00
CDBG		\$7,300.00
CDBG		\$51,529.06
CDBG		\$12.85
CDBG		\$58,122.02
CDBG		\$6,000.00
CDBG		\$19,350.00
CDBG		\$20,160.13
CDBG		\$17,529.72
CDBG		\$567,108.92
CDBG		\$18,238.50
CDBG		\$1,609.12
CDBG		\$3,600.00
CDBG		\$3,950.77
CDBG		\$50,252.17
CDBG		\$10,796.62
CDBG		\$1,054.00
CDBG		\$30,213.60
CDBG		\$21,889.12
CDBG		\$41,008.98
CDBG		\$3,629.54
CDBG		\$14,512.16
CDBG		\$17,645.58
CDBG		\$1,912.03
CDBG		\$151,789.88
CDBG		\$74,956.48
CDBG		\$69,612.54
CDBG		\$118,641.10
CDBG		\$55,871.64
CDBG		\$983.08
CDBG		\$6,155.41
CDBG		\$21,977.90
CDBG		\$12,990.08
CDBG		\$12,294.24
CDBG		\$35,801.55
CDBG		\$3,569.38
CDBG		\$1,160.14
CDBG		\$4,166.66
CDBG		\$31,777.50
CDBG		\$26,873.99
CDBG		\$11,192.33
CDBG		\$21,146.18
CDBG		\$21,244.29
CDBG		\$9,492.10
CDBG		\$226.33

PR07 - Drawdown Report by Voucher Number
- Vouchers Submitted to Loccs

Voucher Number	Line Item	IDIS Project ID	IDIS Act ID	Voucher Created	Voucher Status
5474545	42	29	11237	9/13/2012	Completed
	43	29	11240	9/13/2012	Completed
	44	29	11241	9/13/2012	Completed
	45	29	11243	9/13/2012	Completed
	46	16	11565	11/29/2012	Completed
	47	17	11638	11/29/2012	Completed

TOTAL DRAWS:

PR07 - Drawdown Report by Voucher Number
- Vouchers Submitted to Loccs

Status Date	LOCCS Send Date	Grant Number	Fund Type	Recipient TIN	Payee TIN
09/14/2012	9/13/2012	B10MC480009	EN	756000508	756000508
09/14/2012	9/13/2012	B10MC480009	EN	756000508	756000508
09/14/2012	9/13/2012	B10MC480009	EN	756000508	756000508
09/14/2012	9/13/2012	B10MC480009	EN	756000508	756000508
09/14/2012	9/13/2012	B10MC480009	EN	756000508	756000508
09/14/2012	9/13/2012	B10MC480009	EN	756000508	756000508

PR07 - Drawdown Report by Voucher Number
- Vouchers Submitted to Loccs

<u>Program</u>	<u>PY</u>	<u>Drawn Amount</u>
CDBG		\$12,387.88
CDBG		\$7,114.32
CDBG		\$7,793.16
CDBG		\$5,584.87
CDBG		\$1,912.03
CDBG		\$3,600.00
CDBG	TOTAL DRAWS:	<u>\$4,617,325.40</u>
		\$4,617,325.40