

CITY OF DALLAS

PROGRAM YEAR 2012

CONSOLIDATED ANNUAL PERFORMANCE
AND EVALUATION REPORT

CAPER



City of Dallas
Office of Financial Services – Grant Administration
4FS - 1500 Marilla Street
Dallas, Texas 75201
www.dallascityhall.com



CONSOLIDATED ANNUAL PERFORMANCE AND EVALUATION REPORT PROGRAM YEAR 2012

TABLE OF CONTENTS

COMMUNITY DEVELOPMENT BLOCK GRANT (CDBG)

1. CDBG Cover Page
2. Activity Summary Status (IDIS Report PR03)
 - a) Housing/Community Services Subrecipient Report
 - b) Economic Development Subrecipient Report
3. Financial Summary
 - c) Financial Status Report
 - d) Public Services Cap
 - e) Planning and Program Oversight Cap
 - f) Program Income
 - g) Loan Programs
4. Fair Housing Summary
5. Section 3 Summary
6. Economic Development
 - h) Public Benefit Worksheet
7. Rehabilitation Activities
8. One-for-One Replacement
9. Displacement Summary
10. Public Review
11. Assessment of CDBG and Consolidated Plan
12. Section 108 Program
13. Maps
14. Summary of Accomplishments (IDIS Report PR83)

HOME INVESTMENT PARTNERSHIPS PROGRAM (HOME)

15. Consolidated Plan Strategy
16. Affirmative Fair Marketing
17. Minority Outreach
18. Shortfall Funds
19. HOME Match
20. Annual Performance Report
21. Earmarking Requirements (PR16)
22. Status of HOME Grants (IDIS Report PR27)
23. Status of Community Housing Development Organization (CHDO) Funds (IDIS Report PR25)
24. Status of HOME Activities (IDIS Report PR22 & PR85)

CONSOLIDATED ANNUAL PERFORMANCE AND EVALUATION REPORT PROGRAM YEAR 2012

TABLE OF CONTENTS

EMERGENCY SOLUTIONS GRANT (ESG) FORMERLY EMERGENCY SHELTER GRANT

- 25. Program Narrative and Performance Summary
- 26. Grantee Activity Summary (IDIS Report PR81)

HOUSING OPPORTUNITIES FOR PERSONS WITH AIDS (HOPWA)

- 27. Form: HUD - 40110-D
- 28. Measuring Housing Stability Outcomes and HOPWA Units/Households and Funds Expenditure (IDIS Reports PR80 & PR82)

MISCELLANEOUS CATEGORIES

- 29. List of Activities (IDIS Report PR02)
- 30. FY 2012-13 Drawdown Vouchers (IDIS Report PR07)

**COMMUNITY
DEVELOPMENT
BLOCK GRANT
(CDBG)**



1. CDBG COVER PAGE



**Consolidated Annual Performance And Evaluation Report
Program Year 2012**

CDBG COVER PAGE

1. Program Year End: **September 30, 2013**
2. Grant Number: **B-12-MC-48-0009**
3. Names and Address of Grantee:
**City of Dallas
1500 Marilla, 4 F South
Dallas, Texas 75201-6320**
4. Name and Address of Community Development:
**Chan Williams, Assistant Director
City of Dallas
Office of Financial Services
1500 Marilla, 4 F South
Dallas, Texas 75201-6320**
5. Name and Telephone Number of Persons Most Familiar with Report:
Chan Williams – 214-670-5544
6. Name and Telephone Number of Persons to Contact about Disclosure:
Chan Williams – 214-670-5544
7. Have the Community Development Block Grant (CDBG) Funds been used:
 - a. To meet the Community Development Program objectives in the Final Statement for this program year? **Yes**
 - b. Exclusively to either benefit low and moderate income persons, aid in the prevention or elimination of slums or blight, or meet community development needs having a particular urgency? **Yes**
 - c. Such that the grantee has complied with, or will comply with, its certification to expend not less that 70% of its CDBG funds, during the specified period on activities which benefit low and moderate income persons? **Yes**
8. Were citizen comments about this report and/or the CDBG Program received? No citizens attended the Public Hearing on December 12, 2013 and no comments were received.


**Consolidated Annual Performance And Evaluation Report
Program Year 2012**

CDBG COVER PAGE

9. Indicate how the CAPER was made available to the public:
- a. By printed notice: **Notice of the December 12, 2013 public hearing, and a 15 day review and comment period (11/25/13 through 12/11/2013) was advertised in the *Dallas Morning News* on November 24, 2013.**
 - b. By public hearing: **Public Hearing conducted on December 12, 2013, at 5:00 p.m. at Dallas City Hall, 1500 Marilla, L1FN Conference Room A, Dallas, Texas.**
 - c. Other: **Notice of Public Hearings posted on City's website and in Dallas Public Libraries.**
10. The following forms must be completed and attached:
- a. Activity Summary
 - b. Financial Summary
 - c. One-for-One Replacement
 - d. Rehabilitation
 - e. Displacement

I hereby certify that: This report contains all required items identified above, Federal Assistance made available under the Community Development Block Grant (CDBG) has not been utilized to reduce substantially the amount of local financial support for community development activities below the level of such support prior to the start of the most recent completed CDBG program year; all the information stated herein, as well as any information provided in the accompaniment herewith, is true and accurate.

WARNING: HUD will prosecute false claims and statements. Conviction may result in criminal and/or civil penalties. (18 U.S.C.1001, 1010, 1012; U.S.C 3729 and 3802).


Jeanne Chipperfield
Chief Financial Officer
City of Dallas, Texas

December 20, 2013
Date

2. ACTIVITY SUMMARY STATUS (IDIS REPORT PR03)



PR03- BOSMAC (original)
Rpt Program Year: 2012

Year	Project Name	Activity #	NatObj	Status	Fund Dt	Funded	Draw Thru Amount	Draw In Amount	Balance	Accomplishment Narrative
1994	CONVERTED CDBG ACTIVITIES	2	0	O	1/1/1994	132,908,756.00	132,908,756.00	0	0	0
1997	PUBLIC IMPROVEMENTS-NON-	3065	LMC	C	10/1/1997	82,868.68	82,868.68	0	0	(PY11): (PY97): ESTIMATED
2000	Public Improvements - City Facilities	4688	LMA	C	11/2/2000	391,037.60	391,037.60	0	0	(PY00): COMPLETED CONCEPTUAL
2002	EDD-Bexar Street Retail Development	5591	LMA	C	11/25/2002	713,960.51	713,960.51	0	0	(PY02): PROJECT TRANFERRED TO
2003	PI-NEIGHBORHOOD INVESTMENT	6209	LMA	C	2/10/2004	1,639,187.00	1,639,187.00	1,732.00	0	(PY03): ACCOMPLISHMENTS
2003	EDD-BUSINESS DEVELOPMENT	6189	LMA	C	1/26/2004	317,742.57	317,742.57	64,242.57	0	(PY03): PROPOSALS ARE BEING
2004	EDD-BUSINESS DEVELOPMENT	7018	LMA	O	1/4/2005	317,351.00	295,466.03	76,771.32	21,884.97	(PY04): PROGRAM GUIDELINES ARE
2004	PI-NEIGHBORHOOD INVESTMENT	7022	LMA	C	1/4/2005	2,804,225.00	2,804,225.00	2,355.23	0	(PY04): IMPLEMENTATION OF
2005	PI-NEIGHBORHOOD INVESTMENT	7774	LMA	C	11/15/2005	1,500,000.00	1,500,000.00	630.02	0	(PY05): FUNDS UTILIZED FOR THE
2006	PI-NEIGHBORHOOD INVESTMENT	8501	LMA	C	1/4/2007	1,000,000.00	1,000,000.00	818.44	0	(PY06): FOR PROGRAM YEAR 2006,
2006	SOUTHERN SECTION HOUSING AND	9015	LMA	O	5/25/2007	1,350,000.00	1,207,374.29	0	142,625.71	(PY06): PER CR# 06-3435 APPRVD
2006	SOUTHERN SECTION HOUSING AND	9245	LMA	O	9/26/2007	1,138,732.00	1,118,068.35	24.47	20,663.65	(PY06): PER CR# 07-1577 APPRVD
2006	HOU- NEIGHBORHOOD	9599	LMA	C	4/3/2008	180,000.00	180,000.00	0	0	(PY06): NO EXPENDITURES MADE IN
2006	HOU-HOUSING SERVICES	9600	LMH	C	4/3/2008	100,000.00	100,000.00	853.23	0	(PY06): NO EXPENDITURES DURING
2007	HOUSING-MINOR HOME REPAIR	9359	LMH	C	11/16/2007	3,279,027.64	3,279,027.64	0	0	(PY07): PROGRAM CHANGED PER
2007	PI-NEIGHBORHOOD INVESTMENT	9771	LMA	O	7/16/2008	925,000.00	765,722.34	103,905.60	159,277.66	(PY06): ONGOING. (PY07): NO
2008	HOUSING-HOUSING SERVICES	9876	LMH	C	11/14/2008	100,000.00	100,000.00	4,585.44	0	(PY08): THE CONTRACT IS IN THE
2008	HOUSING-MAJOR SYSTEMS REPAIR	9360	LMH	C	11/16/2007	1,230,715.56	1,230,715.56	0	0	(PY07): PROJECT NAME CHANGE
2008	HOUSING-	9882	LMH	O	11/14/2008	2,281,740.00	2,264,577.49	68,980.50	17,162.51	(PY08): NO ACCOMPLISHMENTS
2008	HOUSING-	9883	LMH	C	11/5/2008	1,314,333.53	1,314,333.53	0	0	(PY08): NO ACCOMPLISHMENTS
2008	HOUSING-	10175	LMH	C	6/10/2009	335,554.27	335,554.27	7,710.00	0	(PY08): FUNDED THE FOLLOWING
2008	HOUSING-NEIGHBORHOOD	9852	LMA	O	9/17/2009	250,000.00	240,086.66	83,901.49	9,913.34	(PY08): Funds were utilized for the
2008	ECO-BUSINESS LOAN	10148	LMJ	C	5/18/2009	216,341.37	216,341.37	0	0	(PY08): JOBS CREATION WILL BE
2008	PI-NEIGHBORHOOD INVESTMENT	9856	LMA	O	11/14/2008	678,971.00	645,028.39	42,407.76	33,942.61	(PY08): Funds were utilized for the
2009	Relocation Assistance	10392	LMH	C	10/27/2009	119,286.60	119,286.60	0	0	(PY09): No homeowners have been
2009	Mortgage Assistance Program-Minor	10393	LMH	C	11/20/2009	300,000.00	300,000.00	0	0	(PY09): No accomplishment reported
2009	Housing Services Program	10381	LMH	O	11/20/2009	100,000.00	100,000.00	7,513.52	0	(PY09): Builders of Hope: A draw
2009	Residential Development Acquisition	10514	LMH	O	11/20/2009	701,231.40	701,231.40	0	0	(PY09): NO EXPENDITURES FOR
2009	Community Based Development	10532	LMH	O	12/8/2009	700,000.00	631,632.47	64,035.12	68,367.53	(PY09): EAST DALLAS COMMUNITY
2009	Major Systems Repair Program	9879	LMH	C	11/14/2008	1,229,500.31	1,229,500.31	0	0	(PY08): FUNDED ACTIVITY FOR THE
2009	Major Systems Repair Program	10365	LMH	O	11/18/2009	1,498,372.00	1,498,372.00	1,550.00	0	(PY09): FUNDED THE FOLLOWING
2009	South Dallas/Fair Park- Major Systems	10394	LMH	O	11/18/2009	100,000.00	96,358.57	9,598.13	3,641.43	(PY09): FUNDED ACTIVITY FOR THE
2009	Neighborhood Enhancement Program	10370	LMA	O	12/1/2009	280,000.00	263,954.94	136,118.63	16,045.06	(PY09): Total February expenditures of
2009	Business Loan Program	8111	LMJ	O	2/22/2006	0	0	0	0	(PY08): IN OCTOBER 2008 SDDC
2009	Business Loan Program	9788	LMJ	C	7/26/2008	156,574.06	156,574.06	0	0	(PY07): Loan funded on 7/26/2008.
2009	Business Loan Program	10319	LMJ	C	9/30/2009	70,000.00	70,000.00	0	0	(PY08): NO JOBS WERE CREATED IN
2009	Business Loan Program	10685	LMJ	C	3/15/2010	763,406.77	763,406.77	0	0	0
2009	Neighborhood Investment Program-	10397	LMA	O	12/1/2009	1,494,154.00	1,257,225.25	133,313.60	236,928.75	(PY09): Provided new sidewalks, curb
2009	Neighborhood Investment Program-	10516	LMA	O	12/1/2009	210,217.00	158,832.58	46,137.98	51,384.42	(PY09): Expenditure for design work
2009	Consolidated Plan/Citizen Participation	10746	0	O	12/13/2010	0	0	0	0	0
2009	Reconstruction/S.H.A.R.E	10713	LMH	O	3/31/2010	1,474,200.00	1,379,810.53	1,691.06	94,389.47	(PY10): FUNDED ACTIVITY FOR THE
2009	Bexar Street Mixed -Used Project	10721	LMA	O	4/5/2010	475,800.00	321,229.73	63,649.73	154,570.27	(PY10): ON 4/2/10 A PAYMENT
2010	Mortgage Assistance Program	11023	LMH	C	12/17/2010	1,585,707.00	1,585,707.00	0	0	(PY10): PROVIDED MORTGAGE
2010	Neighborhood Investment Program	10811	LMA	O	7/9/2010	1,000,000.00	982,898.93	243,237.11	17,101.07	(PY10): 2010 - Expenditures for Park
2010	Neighborhood Investment Program	11284	LMA	O	12/7/2011	264,924.00	77,175.50	76,359.50	187,748.50	(PY11): There were no expenditures for
2010	Neighborhood Investment Program	11285	LMA	O	12/7/2011	1,500,000.00	196,249.50	196,249.50	1,303,750.50	(PY11): There were no expenditures for
2010	Neighborhood Investment Program	11286	LMA	O	12/7/2011	1,500,000.00	479,106.77	412,338.68	1,020,893.23	(PY11): There were no expenditures for
2010	Neighborhood Investment Program	11287	LMA	O	12/7/2011	219,511.00	16,680.00	16,680.00	202,831.00	(PY11): There were no expenditures for
2010	City Child Care Services	10889	LMC	C	12/17/2010	326,514.00	326,514.00	0	0	(PY10): Children served / 82. (PY11):
2010	Adolescent Substance Abuse-Inpatient	10892	LMC	C	12/17/2010	64,680.00	64,680.00	0	0	(PY10): Youth served intake / Proposed

Year	Project Name	Activity #	NatObj	Status	Fund Dt	Funded	Draw Thru Amount	Draw In Amount	Balance	Accomplishment Narrative
2010	Geriatric Health Services	10984	LMC	C	12/17/2010	118,027.62	118,027.62	0	0	(PY10): Seniors assisted - Goal/500
2010	Senior Services Program	10895	LMC	C	12/17/2010	21,001.00	21,001.00	0	0	(PY10): Seniors provided case
2010	Offender Re-entry Program (HOU)	10899	LMC	C	12/17/2010	130,041.15	130,041.15	0	0	(PY10): NO OF UNDUPLICATED
2010	Women's Outreach Program	10951	LMC	C	12/17/2010	26,116.56	26,116.56	0	0	(PY10): Therapeutic Treatment # of Day
2010	Housing Development Support	10953	LMH	C	12/17/2010	1,058,540.00	1,058,540.00	0	0	(PY10):
2010	Residential Development Acquisition	10954	SBS	O	12/17/2010	478,509.00	0	0	478,509.00	(PY11): CITY PURCHASED 3015
2010	Community Based Development	10955	LMH	X	12/17/2010	0	0	0	0	(PY10): NO expenditures to report.
2010	Community Based Development	11737	LMH	O	3/15/2013	500,000.00	102,489.00	102,489.00	397,511.00	(PY12): Provided financing to EDCO for
2010	Housing Assistance Support	10956	LMH	C	12/17/2010	1,718,676.81	1,718,676.81	194.98	0	(PY10):
2010	Major Systems Repair Program	10957	LMH	O	12/17/2010	1,501,500.00	1,498,763.46	29,938.66	2,736.54	(PY10): FUNDED ACTIVITY FOR THE
2010	South Dallas/Fair Park- Major Systems	10958	LMH	O	12/17/2010	100,000.00	39,134.50	27,545.15	60,865.50	(PY10): FY 2010 NO
2010	People Helping People-Volunteer	10960	LMH	O	12/17/2010	1,242,127.00	1,037,690.31	65,485.05	204,436.69	(PY10): 2010-11 Salaries. Reference
2010	Business Assistance Center Program	10991	LMC	C	12/17/2010	68,058.09	68,058.09	0	0	(PY10): Estimated # of Existing
2010	Business Assistance Center Program	10992	LMC	C	12/17/2010	80,000.00	80,000.00	0	0	(PY10): Estimated number of
2010	Business Assistance Center Program	10993	LMC	C	12/17/2010	67,265.09	67,265.09	0	0	(PY10): Estimated # of Existing
2010	Business Assistance Center Program	10994	LMC	C	12/17/2010	68,897.28	68,897.28	0	0	(PY10): Estimated # of Existing
2010	Business Assistance Center Program	10998	LMC	C	12/17/2010	79,631.28	79,631.28	0	0	(PY10): BAC # 8
2010	Neighborhood Street Improvement	10969	LMC	O	7/1/2011	50,000.00	50,000.00	15,085.80	0	(PY10): Will begin improvements next
2010	Neighborhood Enhancement Program	11288	LMA	O	12/7/2011	25,000.00	20,811.66	1,088.00	4,188.34	(PY11): Oct-Jan - Expenditure of
2010	Neighborhood Enhancement Program	11289	LMA	O	12/7/2011	44,219.74	36,678.69	7,539.89	7,541.05	(PY11): Oct-Jan - Expenditures for the
2010	Neighborhood Enhancement Program	11290	LMA	O	12/7/2011	15,967.00	15,967.00	15,967.00	0	(PY11): There were no expenditures for
2010	Neighborhood Enhancement Program	11291	LMA	C	12/7/2011	15,966.00	15,966.00	15,966.00	0	(PY11): There were no expenditures for
2010	Neighborhood Enhancement Program	11292	LMA	O	12/7/2011	14,110.75	13,848.45	13,848.45	262.3	(PY11): There were no expenditures for
2010	Economic Development Program	10977	O	C	12/17/2010	160,894.50	160,894.50	0	0	0
2010	Business Incentive Program	11244	LMA	O	11/4/2011	180,813.00	50,500.00	32,500.00	130,313.00	(PY11): \$18,000 expenditure for 9
2011	After-School/Summer Outreach	11188	LMC	C	11/28/2011	459,341.00	459,341.00	9,282.04	0	(PY11): Funds have been spent on
2011	After-School/Summer Outreach	11189	LMC	C	11/28/2011	157,156.42	157,156.42	4,581.62	0	(PY11): Funds expend this program
2011	Child Care Services Program	11190	LMC	C	11/28/2011	33,631.05	33,631.05	0	0	(PY11): Afterschool Participants Served -
2011	Child Care Services Program	11191	LMC	C	4/10/2012	24,315.90	24,315.90	0	0	(PY11): Registration/Enrollment /
2011	Child Care Services Program	11194	LMC	C	4/10/2012	41,000.00	41,000.00	0	0	(PY11): Children provided childcare
2011	Child Care Services Program	11195	LMC	C	4/10/2012	43,850.00	43,850.00	0	0	(PY11): Children provided child care
2011	Child Care Services Program	11196	LMC	C	4/10/2012	50,000.00	50,000.00	0	0	(PY11): Participant Served /
2011	Child Care Services Program	11569	LMC	C	10/17/2012	17,991.87	17,991.87	0	0	(PY12): Provided youth mentoring
2011	City Child Care Services	11197	LMC	O	11/28/2011	276,514.00	276,514.00	2,518.65	0	(PY11): No. of Clients Served - Goal/95
2011	Arts Education Program	11198	LMC	C	11/28/2011	21,000.00	21,000.00	0	0	(PY11): The components of this theatre
2011	Clinical Dental Care Program	11199	LMC	C	11/28/2011	100,000.00	100,000.00	0	0	(PY11): Patients Unduplicated -
2011	City Crisis Assistance	11200	LMC	O	11/28/2011	195,760.78	195,760.78	1,821.62	0	(PY11): Funds are expended for 3
2011	City Office of Senior Affairs	11201	LMC	C	11/28/2011	157,751.30	157,751.30	807.73	0	(PY11): Unduplicated Seniors Intakes -
2011	Senior Services Program	11202	LMC	C	11/28/2011	40,333.00	40,333.00	0	0	(PY11): Unduplicated Senior Intakes -
2011	Senior Services Program	11203	LMC	C	12/28/2011	18,628.82	18,628.82	0	0	(PY11): Seniors provided services
2011	Senior Services Program	11204	LMC	C	12/28/2011	21,528.33	21,528.33	2,753.91	0	(PY11): Unduplicated Senior Intakes -
2011	Offender Re-Entry Program (HOU)	11205	LMC	O	11/28/2011	110,000.00	104,070.60	5,559.21	5,929.40	(PY11): No. of unduplicated clients
2011	South Dallas/Fair Park Community	11206	LMA	C	11/28/2011	294,396.83	294,396.83	872.27	0	(PY11): The South Dallas Community
2011	South Oak Cliff Community Court	11207	LMA	C	11/28/2011	268,544.06	268,544.06	1,628.55	0	(PY11): Heard cases on 49 Monday's.
2011	Training and Employment for Adults	11208	LMC	C	11/28/2011	25,000.00	25,000.00	0	0	(PY11): No of persons served - 146.
2011	Housing Development Support	11209	LMH	O	11/28/2011	996,047.68	942,186.48	59,244.80	53,861.20	(PY11):
2011	Mortgage Assistance Program	11210	LMH	C	11/28/2011	1,342,473.00	1,342,473.00	0	0	(PY11): PROVIDED MORTGAGE
2011	Mortgage Assistance Program	11430	LMH	O	4/5/2012	1,000,000.00	868,522.09	140,088.70	131,477.91	(PY11): FUNDED THE FOLLOWING IN
2011	Mortgage Assistance Program	11497	LMH	O	7/10/2012	379,200.29	379,200.29	379,200.29	0	0
2011	Housing Services Program	11211	LMH	X	11/28/2011	0	0	0	0	0
2011	Housing Services Program	11565	LMH	C	10/8/2012	11,098.90	11,098.90	4,506.70	0	(PY11): Contracts being prepared,
2011	Housing Services Program	11566	LMH	C	10/8/2012	17,641.77	17,641.77	17,641.77	0	(PY11): Contracts executed,
2011	Housing Services Program	11567	LMH	C	10/8/2012	7,500.00	7,500.00	7,500.00	0	(PY11): Contracts executed,

Year	Project Name	Activity #	NatObj	Status	Fund Dt	Funded	Draw Thru Amount	Draw In Amount	Balance	Accomplishment Narrative
2011	Housing Services Program	11568	LMH	C	10/8/2012	9,641.74	9,641.74	9,641.74	0	(PY11): Contracts executed,
2011	Housing Services Program	11756	LMH	C	5/6/2013	2,363.26	2,363.26	2,363.26	0	(PY12): Provided a grant to BOHCDC to
2011	Residential Development Acquisition	11225	LMH	O	11/28/2011	228,509.00	149,790.35	149,790.35	78,718.65	(PY12): Awaiting HUD approval of ER to
2011	Residential Development Acquisition	11498	LMH	O	7/10/2012	500,000.00	0	0	500,000.00	(PY12): The project is stalled pending
2011	Residential Development Acquisition	11638	LMA	C	11/12/2012	439,464.00	439,464.00	0	0	(PY11): The property at 3015 Grand
2011	Residential Development Acquisition	11680	LMH	O	12/5/2012	521,491.00	0	0	521,491.00	(PY12): Project stalled pending ER
2011	Community Based Development	11226	LMH	X	11/28/2011	0	0	0	0	(PY11): No activities to report.
2011	Community Based Development	11564	LMH	O	10/8/2012	200,000.00	71,896.46	31,974.45	128,103.54	(PY11): Construction of three (3) single
2011	Community Based Development	11738	LMH	O	3/15/2013	300,000.00	0	0	300,000.00	0
2011	Housing Assistance Support	11227	LMH	O	11/28/2011	1,721,943.00	1,721,943.00	17,981.61	0	(PY11):
2011	Major Systems Repair Program	11228	LMH	O	11/28/2011	2,104,848.00	1,999,214.82	654,845.33	105,633.18	(PY11): FUNDED ACTIVITY FOR THE
2011	Major Systems Repair Program	11496	LMH	O	7/10/2012	300,000.00	297,201.74	297,201.74	2,798.26	(PY12): 1433 Duet, 6928 Sweetsue,
2011	South Dallas/Fair Park Major Systems	11229	LMH	O	11/28/2011	50,000.00	0	0	50,000.00	(PY11): No accomplishments to report
2011	Minor Plumbing Repair/Replacement	11230	LMH	C	11/28/2011	50,000.00	50,000.00	0	0	(PY11): Assisted one homeowner, will
2011	People Helping People-Volunteer	10367	LMH	C	11/23/2009	581,800.48	581,800.48	0	0	(PY09): Provided minor exterior repair
2011	Dedicated SAFE II Expansion Code	11232	LMA	C	11/28/2011	96,000.00	96,000.00	0	0	(PY11): Complete Accomplishment
2011	Dedicated SAFE II Expansion Code	11233	LMA	C	11/28/2011	70,538.00	70,538.00	0	0	(PY11): Complete Accomplishment
2011	Dedicated SAFE II Expansion Code	11234	LMA	C	11/28/2011	64,970.10	64,970.10	675.72	0	(PY11): The Nuisance Abatement
2011	Neighborhood Investment Program -	11235	LMA	C	11/28/2011	484,518.00	484,518.00	7,644.51	0	(PY11): There were 6,432 code
2011	Business Loan Program	10118	LMJ	C	4/29/2009	209,876.80	209,876.80	0	0	(PY08): NO JOBS WERE CREATED IN
2011	Business Loan Program	10999	LMJ	C	12/9/2010	270,000.00	270,000.00	0	0	(PY09): Loan to ADI Engineering, Inc.
2011	Business Loan Program	11359	LMJ	C	5/15/2012	35,000.00	35,000.00	0	0	(PY11): Business created 1 full-time
2011	Business Loan Program	11456	LMJ	C	7/30/2012	105,000.00	105,000.00	0	0	(PY11): Business opened in the Fall of
2011	Business Loan Program	11562	LMJ	C	11/12/2012	25,000.00	25,000.00	0	0	(PY12): 7 G.R.R. Greenville, LLC
2011	Business Loan Program	11563	LMJ	C	1/30/2013	25,000.00	25,000.00	25,000.00	0	(PY12): Transportes Juventino Rosas,
2011	Business Assistance Center Program	11236	LMC	O	11/28/2011	80,000.00	76,800.60	33,608.30	3,199.40	(PY11): Estimate # of existing
2011	Business Assistance Center Program	11237	LMC	O	11/30/2011	80,000.00	79,616.54	12,867.63	383.46	(PY11): Estimated # of Existing
2011	Business Assistance Center Program	11238	LMC	C	11/28/2011	80,000.00	80,000.00	18,818.07	0	(PY11): Estimate # of existing
2011	Business Assistance Center Program	11239	LMC	O	11/28/2011	80,000.00	79,321.74	28,897.31	678.26	(PY11): Estimate # of existing
2011	Business Assistance Center Program	11240	LMC	C	11/28/2011	80,000.00	80,000.00	8,771.44	0	(PY11): Estimated # of Existing
2011	Business Assistance Center Program	11241	LMC	C	11/28/2011	80,000.00	80,000.00	13,592.56	0	(PY11): Estimated # of Existing
2011	Business Assistance Center Program	11242	LMC	C	11/28/2011	80,000.00	80,000.00	29,637.65	0	(PY11): Program Year Oct 1, 2011 ¿
2011	Business Assistance Center Program	11243	LMC	O	11/28/2011	80,000.00	57,245.28	28,858.24	22,754.72	(PY11): Program Year Oct 1, 2011 ¿
2011	Neighborhood Enhancement Program	11296	LMA	O	12/7/2011	25,000.00	25,000.00	15,155.00	0	(PY11): Oct-Jan - Expenditures of
2011	Neighborhood Enhancement Program	11375	LMA	C	2/6/2012	25,000.00	25,000.00	0	0	(PY11): No expenditures were made
2011	Neighborhood Investment Program	11293	LMA	O	12/7/2011	334,216.00	156.91	156.91	334,059.09	(PY11): There were no expenditures for
2011	Neighborhood Investment Program	11294	LMA	O	12/7/2011	200,000.00	149,301.82	149,301.82	50,698.18	(PY11): There were no expenditures
2011	Public Improvement for Non-Profits	11247	LMA	O	11/29/2011	85,000.00	0	0	85,000.00	(PY11): NO EXPENDITURES TO
2011	Fair Housing Enforcement	11248	0	C	11/29/2011	375,784.00	375,784.00	5,492.30	0	0
2011	Consolidated Plan Oversight, Citizen	11249	0	C	11/29/2011	760,525.88	760,525.88	80,447.41	0	0
2011	Grant Compliance Monitoring	11250	0	C	11/29/2011	237,326.09	237,326.09	26,712.48	0	0
2011	Housing/Community Services-Contract	11251	0	O	11/29/2011	461,172.99	461,146.47	749.48	26.52	0
2011	Housing/Community Services	11252	0	O	11/29/2011	785,099.00	785,099.00	9,621.24	0	0
2011	Economic Development Program	11253	0	C	11/29/2011	200,773.12	200,773.12	11,882.92	0	0
2011	Parks & Recreation Program Oversight	11254	0	C	11/30/2011	81,413.58	81,413.58	2,346.82	0	0
2011	West Dallas Community Court	11255	LMA	C	11/28/2011	78,535.25	78,535.25	0	0	(PY11): The West Dallas Community
2011	West Dallas Community Court	11431	LMA	C	4/5/2012	117,986.22	117,986.22	6,924.20	0	(PY11): Accomplishments are being
2011	South Dallas Fair Park Area Business	11436	LMA	O	4/5/2012	92,521.91	80,545.68	80,545.68	11,976.23	0
2012	After-School/Summer Outreach	11579	LMC	O	12/12/2012	419,678.00	416,089.79	416,089.79	3,588.21	(PY12): *Lida Hooe CDBG students are
2012	After-School/Summer Outreach	11580	LMC	O	12/12/2012	110,969.00	102,904.50	102,904.50	8,064.50	(PY12): Children participated in a
2012	Child Care Services Program	11705	LMC	C	2/12/2013	27,000.00	27,000.00	27,000.00	0	(PY12): provided child care services
2012	Child Care Services Program	11706	LMC	O	2/12/2013	20,000.00	20,000.00	20,000.00	0	(PY13): provided child care services
2012	Child Care Services Program	11707	LMC	C	2/12/2013	19,129.00	19,129.00	19,129.00	0	(PY12): Number of persons served 33

Year	Project Name	Activity #	NatObj	Status	Fund Dt	Funded	Draw Thru Amount	Draw In Amount	Balance	Accomplishment Narrative
2012	Child Care Services Program	11708	LMC	C	2/12/2013	33,000.00	33,000.00	33,000.00	0	(PY12): provided child care services
2012	Child Care Services Program	11709	LMC	O	2/12/2013	37,000.00	37,000.00	37,000.00	0	(PY12): provided services
2012	Child Care Services Program	11710	LMC	O	2/12/2013	53,000.00	33,000.00	33,000.00	20,000.00	(PY12): Provided child care services for
2012	City Child Care Services	11581	LMC	O	12/12/2012	237,636.00	237,636.00	237,636.00	0	(PY12): Client served - Goal 85
2012	Clinical Dental Care Program	11582	LMC	C	12/12/2012	99,982.00	99,982.00	99,982.00	0	(PY12): Number of persons served -
2012	City Crisis Assistance	11583	LMC	O	12/12/2012	197,662.00	197,662.00	197,662.00	0	(PY12): First quarter - 90 people have
2012	City Office of Senior Affairs	11584	LMC	O	12/12/2012	137,504.00	137,504.00	137,504.00	0	(PY12): Unduplicated Seniors Contact
2012	Senior Services Program	11711	LMC	O	2/12/2013	30,000.00	30,000.00	30,000.00	0	(PY12): provided child care services
2012	Senior Services Program	11712	LMC	O	2/12/2013	43,049.00	43,049.00	43,049.00	0	(PY13): No of persons served - 1218
2012	South Dallas/Fair Park Community	11585	LMA	O	12/12/2012	253,225.00	253,225.00	253,225.00	0	(PY12): The South Dallas Community
2012	South Oak Cliff Community Court	11586	LMA	O	12/12/2012	241,013.00	228,868.46	228,868.46	12,144.54	(PY12): The South Oak Cliff Community
2012	West Dallas Community Court	11587	LMA	O	12/12/2012	197,662.00	191,783.17	191,783.17	5,878.83	(PY12): The West Dallas Community
2012	Offender Re-entry Program (HOU)	11588	LMC	O	12/12/2012	94,534.00	50,571.62	50,571.62	43,962.38	(PY12): No. of Unduplicated Clients
2012	Training and Employment for Adults	11589	LMC	O	12/12/2012	25,000.00	25,000.00	25,000.00	0	(PY12): Number of persons served -
2012	Relocation Assistance	11590	LMH	X	12/12/2012	0	0	0	0	(PY12): No households received
2012	Housing Development Support	11591	LMH	O	12/12/2012	1,169,179.00	778,220.83	778,220.83	390,958.17	(PY12):
2012	Mortgage Assistance Program	11592	LMH	O	12/12/2012	1,264,863.00	412,570.29	412,570.29	852,292.71	(PY12): Funded salary and operational
2012	Housing Services Program	11599	LMH	X	12/12/2012	0	0	0	0	0
2012	Housing Services Program	11759	LMH	O	5/7/2013	8,315.40	8,315.40	8,315.40	0	(PY12): Provided a grant to BOHCDC to
2012	Housing Services Program	11760	LMH	C	5/7/2013	2,000.00	2,000.00	2,000.00	0	(PY12): Provided a grant to CSCDC to
2012	Housing Services Program	11761	LMH	C	5/7/2013	12,000.00	12,000.00	12,000.00	0	(PY12): Provided a grant to EDCO to
2012	Housing Services Program	11762	LMH	C	5/7/2013	13,842.30	13,842.30	13,842.30	0	(PY12): Provided a grant to SDFP/ICDC
2012	Housing Services Program	11763	LMH	O	5/7/2013	13,841.30	11,702.73	11,702.73	2,138.57	(PY12): Provided a grant to SFCDC to
2012	Residential Development Acquisition	11600	LMH	O	12/12/2012	500,000.00	0	0	500,000.00	(PY12): Project has been identified
2012	Community Based Development	11601	LMH	O	12/12/2012	300,000.00	0	0	300,000.00	(PY12): Project is identified to EDCO
2012	Housing Assistance Support	11602	LMH	O	12/12/2012	1,816,099.00	1,816,061.50	1,816,061.50	37.5	(PY12):
2012	Major Systems Repair Program	11603	LMH	O	12/12/2012	1,233,671.00	1,088,912.94	1,088,912.94	144,758.06	(PY12): Repaired or Replaced the
2012	Major Systems Repair Program	11783	LMH	O	7/11/2013	773,873.00	86,131.56	86,131.56	687,741.44	0
2012	South Dallas/Fair Park Major Systems	11604	LMH	O	12/12/2012	50,000.00	0	0	50,000.00	0
2012	Minor Plumbing Repair/Replacement	11605	LMH	O	12/12/2012	50,000.00	50,000.00	50,000.00	0	(PY12): The Minor Plumbing Repair
2012	People Helping People-Volunteer	11231	LMH	O	11/28/2011	1,242,127.00	929,142.16	157,808.46	312,984.84	(PY11): 2011-12 Salaries for 10 FTE's;
2012	People Helping People-Volunteer	11606	LMH	O	12/12/2012	840,147.00	785,050.06	785,050.06	55,096.94	(PY12): 2012-13 Salaries for 10 FTE's.
2012	Dedicated SAFE II Expansion Code	11607	LMA	O	12/12/2012	96,000.00	96,000.00	96,000.00	0	(PY12): In Community Development
2012	Dedicated SAFE II Expansion Code	11608	LMA	O	12/12/2012	70,538.00	70,538.00	70,538.00	0	(PY12): In Community Development
2012	Dedicated SAFE II Expansion Code	11609	LMA	O	12/12/2012	74,657.00	19,572.52	19,572.52	55,084.48	(PY12): In Community Development
2012	Neighborhood Investement Program -	11610	LMA	O	12/12/2012	484,518.00	452,040.78	452,040.78	32,477.22	(PY12): During this quarter, NIP
2012	Business Loan Program	9922	LMJ	C	11/11/2008	162,025.00	162,025.00	0	0	(PY08): 1 full-time job was created in
2012	Business Loan Program	11701	LMJ	O	1/30/2013	293,570.78	293,570.78	293,570.78	0	0
2012	Business Loan Program	11718	LMJ	O	4/29/2013	35,000.00	35,000.00	35,000.00	0	0
2012	Business Loan Program	11766	LMJ	C	7/18/2013	75,000.00	75,000.00	75,000.00	0	(PY12): Loan closed on 3/30/13,4 part-
2012	Business Loan Program	11785	LMJ	O	7/18/2013	25,000.00	25,000.00	25,000.00	0	0
2012	Business Assistance Center Program	11612	LMC	O	12/12/2012	80,000.00	58,432.93	58,432.93	21,567.07	(PY12): Estimated number of
2012	Business Assistance Center Program	11613	LMC	O	12/12/2012	80,000.00	55,926.07	55,926.07	24,073.93	0
2012	Business Assistance Center Program	11614	LMC	O	12/12/2012	80,000.00	72,765.02	72,765.02	7,234.98	(PY12): Estimated number of
2012	Business Assistance Center Program	11615	LMC	O	12/12/2012	80,000.00	70,671.17	70,671.17	9,328.83	(PY12): Estimated number of
2012	Business Assistance Center Program	11616	LMC	O	12/12/2012	80,000.00	80,000.00	80,000.00	0	0
2012	Business Assistance Center Program	11617	LMC	O	12/12/2012	80,000.00	47,153.76	47,153.76	32,846.24	0
2012	Business Assistance Center Program	11618	LMC	O	12/12/2012	80,000.00	76,481.68	76,481.68	3,518.32	0
2012	Business Assistance Center Program	11619	LMC	O	12/12/2012	80,000.00	36,505.35	36,505.35	43,494.65	0
2012	Neighborhood Street Improvement	11620	LMC	O	12/12/2012	50,000.00	16,792.51	16,792.51	33,207.49	(PY12): Project still in progress, 10
2012	Neighborhood Enhancement Program	11621	LMA	O	12/12/2012	5,000.00	0	0	5,000.00	(PY12): Oct-Dec- There were no
2012	Neighborhood Enhancement Program	11631	LMA	O	12/12/2012	10,000.00	6,728.52	6,728.52	3,271.48	(PY12): Oct-Dec - There were no
2012	Neighborhood Enhancement Program	11632	LMA	O	12/12/2012	10,000.00	0	0	10,000.00	(PY12): Oct-Dec - There were no

Year	Project Name	Activity #	NatObj	Status	Fund Dt	Funded	Draw Thru Amount	Draw In Amount	Balance	Accomplishment Narrative
2012	Neighborhood Investment Program	11622	LMA	O	12/12/2012	432,769.00	0	0	432,769.00	(PY12): Oct-Dec - There were no
2012	Neighborhood Investment Program	11633	LMA	O	12/12/2012	100,000.00	0	0	100,000.00	(PY12): Oct-Dec- There were no
2012	Public Improvement for Non-Profits	11623	LMA	O	12/12/2012	100,000.00	97.56	97.56	99,902.44	(PY12):
2012	Fair Housing Enforcement	11624	0	O	12/12/2012	319,416.00	318,396.70	318,396.70	1,019.30	0
2012	Citizen Participation/CDC Support/HUD	11625	0	O	12/12/2012	733,263.00	680,014.32	680,014.32	53,248.68	0
2012	Grant Compliance Monitoring	11626	0	O	12/12/2012	412,931.00	368,683.03	368,683.03	44,247.97	0
2012	Housing Contract Administration	11627	0	O	12/12/2012	505,574.00	395,130.53	395,130.53	110,443.47	0
2012	Housing Management Support	11628	0	O	12/12/2012	730,167.00	694,634.69	694,634.69	35,532.31	0
2012	Economic Development Program	11629	0	O	12/12/2012	248,000.00	218,195.76	217,624.43	29,804.24	0
2012	Park & Recreation Program Oversight	11630	0	O	12/12/2012	81,897.00	80,740.38	80,740.38	1,156.62	0
2012	Reconstruction Program	11733	LMH	O	3/12/2013	400,000.00	0	0	400,000.00	0

215,624,332.94 203,209,183.43 16,344,073.98 12,415,149.51



**FY 2012-13
SUPPLEMENTAL REPORT**



City of Dallas
Program Year 2012

Supplement Report to the FY 2012-13 CAPER: Single Project with Multiple Activities

D; A MYU.	2006	7 i ffYbh-8 -G' Dfc YWHiHjY.	Southern Section Housing and ECO DEV	7 i ffYbh-8 -G' 5 Wjj JmiBi a VYf.	9245
7 i ffYbh-8 -G' 5 Wjj JmiHjY.		Southern Section Housing & ECO DEV			
AUfjI '7 cXY.	CI Land Acquisition/Disposition (17A)		BUjcbU'CVYWjj Y.	LMA	
CVYWjj Y7 UHj cfm	Provide decent affordable housing		Ci Wta Y7 UHj cfm	Affordability	
: i bXYX' 5a ci bh'	\$1,138,732.00	8 fUk b' H fi ' Dfc[fUa ' MYU.'	\$1,118,068	8 fUk b']b' Dfc[fUa ' MYU.:	\$24.47
DfcdcgYX'5 Wta d']gl a Ybh'	People		HcHU' Dcdi 'UHjcb']b' Gyfj JW'5 fYU.	4,066	
9']I]V'Y7 Ybgi g' HfUWg.	N/A	7 Ybgi g' HfUW'DYfWbh@k #A cX.		81.40	

BYk '5 Wjj JmiHjY.' NIP – Spring Ave. Public Improvements

BYk '5 Wjj Jmi8 YgW]dljcb. : i bXg' k]'' VY' i gYX' Zcf' H Y XYg] [b' k cf_ Zcf' H Y Gdf]b ['5 j Y' FYXYj Y cda Ybh dfc YW' Dfc YW' gVtdY' lc']bWi XY. fYVtbgfhi W' W fVgZ g]XYk U_gZ Xf]j Yk Um UddfcUW YgZ]bghU'' VUf]Yf' ZY' fUa dgZ gYfYYrgWUdYZ' UbXgWUd]b [Zgtrca 'XfU]bU' Y d]dY']bghU' Ujcb' UbX' k UHyf' UbX' k UghYk UHyf' a U]b']a dfcj Ya Yb]g' Dfc YW' cWUHX' cb' Gdf]b ['5 j Y' Zca '7 UHyf' GH' lc' < UHW Yf' GH' UbX' < UHW Yf' GhZca 'Hfcmic' Gdf]b ['5 j Y' UbX' HfcmiGH' Zca ' < UHW Yf' GH' lc' Gdf]b ['5 j Y']b' 7 H' &+ '\$%6 `cW` ; fci dg' & UbX' ' "

CVYWjj Y7 UHj cfm	Create suitable living environments	Ci Wta Y7 UHj cfm	Availability/Accessibility	
@WUjcb#HUf [Yh5 fYUf]k	5 XXfYgg	N-D	D\ cbY	7 cb]fUW'5a ci bh
City of Dallas	% \$ \$ 'A Uf] ' UGfYYhE' * 8 B'	+) & \$ %	(214) 670-3627	N/A

5 W' U' 5 Wta d']gl a YbhBUfUHj Y:

Expenditure for \$24.47 for work related to the design for the Spring Ave. Redevelopment project, located in CT 27.01.

Bi a VYf '5 gg]ghYX.'	Ck bYf'		FYbhYf'		HcHU'		DYfgcb'	
	Total	Hispanic	Total	Hispanic	Total	Hispanic	To tal	Hispanic
White:								
Black/African American:								
American Indian/Alaskan Native:								
Native Hawaiian/Other Pacific Islander:								
American Indian/Alaskan Native & White:								
Asian White:								

City of Dallas
Program Year 2012

Supplement Report to the FY 2012-13 CAPER: Single Project with Multiple Activities

Black/African American/White:									
American Indian/Alaskan Native & Black/African American:									
Other multi-racial:									
Asian/Pacific Islander:									
Hispanic:									
Total:									

Female-headed Households:									
----------------------------------	--	--	--	--	--	--	--	--	--

<i>Income Category:</i>	Owner	Renter	Total	Persons
Extremely Low				
Low Mod				
Moderate				
Non Low Moderate				
Total:				
Percent Low/Mod:				

Accomplishment Reported for Eligible Census:

Objective Number	Project ID
SL-3.1	0002
HUD Matrix Code	CDBG Citation
03	570.201 (c)
Type of Recipient	National Objective
Local Government	570.208(a) (1) LMA
Start Date	Completion Date
10/01/12	09/30/13
Accomplishment Type	Proposed Annual Units
People	
Local ID	Units Upon Completion
Total Population in Service Area	Census tract Percent Low/Mod
4,066	81.40

Funding Information/ Accomplishments	
CDBG Funded Amount	\$ 1,138,732.00
Amount Drawn in Program Year	\$ 24.47
Eligible Census Tracts	
Actual Accomplishments	

City of Dallas
Program Year 2012

Supplement Report to the FY 2012-13 CAPER: Single Project with Multiple Activities

PGM Year:	2006	Current IDIS Project Title:	Neighborhood Investment Program – Infrastructure	Current IDIS Activity Number:	9771
Current IDIS Activity Title:		Neighborhood Investment Program Infrastructure			
Matrix Code:	Street Improvements (03K)		National Objective:	LMA	
Objective Category:	Suitable Living Environment		Outcome Category:	Sustainability	
Funded Amount:	\$925,000	Drawn Thru Program Year:	\$766,722	Drawn in Program Year:	\$103,906
Proposed Accomplishment:	People		Total Population in Service Area:	4,638	
Eligible Census Tracts:	N/A	Census Tract Percent Low /Mod:	85.60		

New Activity Title: NIP – Bexar St. Improvements

New Activity Description: Bexar III – Engineering design services for Bexar Street Gateway –project located at Bexar Street from Myrtle Street to Hatcher Street in CT 39.02 Block Group – 1. William Blair Park Improvements to include 1 new portalets enclosure, 3 new sets of bleachers, 6 new picnic tables, 2 new benches and new concrete pads and materials for installation – project located at 3000 Rochester St. in CT 115.00 Block Group 4.

Objective Category:	Create suitable living environments		Outcome Category:	Sustainability	
Location/Target Area(s):	Address	ZIP	Phone	Contract Amount	
City of Dallas	1500 Marilla Street – 6DN	75201	(214) 670-3627	N/A	

Actual Accomplishment Narrative:

Expenditure for \$25,210.00 for the Bexar III Gateway design. Contractor (Teague Nall & Perkins, Inc.). Expenditure for \$7,157.00 for improvements to the William Blair Park which included 1 new portalets enclosure, 3 new sets of bleaches, 6 new picnic tables, 2 new benches and new concrete pads and materials for installation.

	Number Assisted:		Owner		Renter		Total		Person	
	Total	Hispanic	Total	Hispanic	Total	Hispanic	Total	Hispanic	Total	Hispanic
White:										
Black/African American:										
American Indian/Alaskan Native:										
Native Hawaiian/Other Pacific Islander:										
American Indian/Alaskan Native & White:										

City of Dallas
Program Year 2012

Supplement Report to the FY 2012-13 CAPER: Single Project with Multiple Activities

Asian White:								
Black/African American/White:								
American Indian/Alaskan Native & Black/African American:								
Other multi-racial:								
Asian/Pacific Islander:								
Hispanic:								
Total:								

Female-headed Households:								
----------------------------------	--	--	--	--	--	--	--	--

<i>Income Category:</i>	Owner	Renter	Total	Persons
Extremely Low				
Low Mod				
Moderate				
Non Low Moderate				
Total:				
<i>Percent Low/Mod:</i>				

Accomplishment Reported for Eligible Census:

Objective Number	Project ID
SL-3.1	0002
HUD Matrix Code	CDBG Citation
03	570.201 (c)
Type of Recipient	National Objective
Local Government	570.208(a) (1) LMA
Start Date	Completion Date
10/01/12	09/30/13
Accomplishment Type	Proposed Annual Units
People	
Local ID	Units Upon Completion
Total Population in Service Area	Census tract Percent Low/Mod
4,638	85.60

Funding Information/ Accomplishments		
CDBG Funded Amount	\$	925,000.00
Amount Drawn in Program Year	\$	103,906.00
Eligible Census Tracts		
Actual Accomplishments		

City of Dallas
Program Year 2012

Supplement Report to the FY 2012-13 CAPER: Single Project with Multiple Activities

PGM Year:	2006	Current IDIS Project Title:	Neighborhood Investment Program – Infrastructure	Current IDIS Activity Number:	9771
Current IDIS Activity Title:		Neighborhood Investment Program Infrastructure			
Matrix Code:	Street Improvements (03K)	National Objective:	LMA		
Objective Category:	Suitable Living Environment	Outcome Category:	Sustainability		
Funded Amount:	\$925,000.00	Drawn Thru Program Year:	\$766,722	Drawn in Program Year:	\$103,906
Proposed Accomplishment:	People	Total Population in Service Area:	5,722		
Eligible Census Tracts:	N/A	Census Tract Percent Low /Mod:	85.60		

New Activity Title: NIP – Congo St. Public Improvements

New Activity Description: Funds will be used for reinforced concrete pavement, upgrade storm drainage and new water main. Project located on Congo St. from S. Carroll Ave. to Bank St. Located in CT 25.00 Block Group 4.

Objective Category:	Create suitable living environments	Outcome Category:	Sustainability		
Location/Target Area(s):	Address	ZIP	Phone	Contract Amount	
City of Dallas	1500 Marilla Street – 6DN	75201	(214) 670-3627	N/A	

Actual Accomplishment Narrative:

Expenditure for \$7,601.12 for a change order number 1 for Congo St. project. Contractor (Texas Standard Construction). Change order includes moving wooden handicap ramp, the installation of material for inlet protection and stabilization construction entrance.

	Number Assisted:		Owner		Renter		Total		Person	
	Total	Hispanic	Total	Hispanic	Total	Hispanic	Total	Hispanic	Total	Hispanic
White:										
Black/African American:										
American Indian/Alaskan Native:										
Native Hawaiian/Other Pacific Islander:										
American Indian/Alaskan Native & White:										

City of Dallas
Program Year 2012

Supplement Report to the FY 2012-13 CAPER: Single Project with Multiple Activities

Asian White:								
Black/African American/White:								
American Indian/Alaskan Native & Black/African American:								
Other multi-racial:								
Asian/Pacific Islander:								
Hispanic:								
Total:								

Female-headed Households:								
----------------------------------	--	--	--	--	--	--	--	--

<i>Income Category:</i>	Owner	Renter	Total	Persons
Extremely Low				
Low Mod				
Moderate				
Non Low Moderate				
Total:				
<i>Percent Low/Mod:</i>				

Accomplishment Reported for Eligible Census:

Objective Number	Project ID
SL-3.1	0002
HUD Matrix Code	CDBG Citation
03	570.201 (c)
Type of Recipient	National Objective
Local Government	570.208(a) (1) LMA
Start Date	Completion Date
10/01/12	09/30/13
Accomplishment Type	Proposed Annual Units
People	
Local ID	Units Upon Completion
Total Population in Service Area	Census tract Percent Low/Mod
5,722	85.60

Funding Information/ Accomplishments		
CDBG Funded Amount	\$	925,000.00
Amount Drawn in Program Year	\$	103,906.00
Eligible Census Tracts		
Actual Accomplishments		

City of Dallas
Program Year 2012

Supplement Report to the FY 2012-13 CAPER: Single Project with Multiple Activities

PGM Year:	2008	Current IDIS Project Title:	Neighborhood Enhancement Program (NEP)	Current IDIS Activity Number:	9852
Current IDIS Activity Title:		Neighborhood Enhancement Program (NEP)			
Matrix Code:	Street Improvements (03K)		National Objective:	LMA	
Objective Category:	Create suitable living environment		Outcome Category:	Sustainability	
Funded Amount:	\$250,000.00	Drawn Thru Program Year:	\$183,102.69	Drawn in Program Year:	\$26,917.52
Proposed Accomplishment:	People		Total Population in Service Area:	5,722	
Eligible Census Tracts:	N/A	Census Tract Percent Low /Mod:	78.60		

New Activity Title: NEP – Hatcher St. Improvements

New Activity Description: Neighborhood beautification and landscaping projects.

Objective Category:	Create suitable living environments		Outcome Category:	Sustainability	
Location/Target Area(s):	Address	ZIP	Phone	Contract Amount	
City of Dallas	1500 Marilla Street – 6DN	75201	(214) 670-3627	N/A	

Actual Accomplishment Narrative:

Expenditure of \$2,789.97 for installation of banners in the 4100-4900 blocks of Hatcher St. - Vendor (E.H. Teasley & Co.).

Number Assisted:	Owner		Renter		Total		Person	
	Total	Hispanic	Total	Hispanic	Total	Hispanic	Total	Hispanic
White:								
Black/African American:								
American Indian/Alaskan Native:								
Native Hawaiian/Other Pacific Islander:								
American Indian/Alaskan Native & White:								
Asian White:								

City of Dallas
Program Year 2012

Supplement Report to the FY 2012-13 CAPER: Single Project with Multiple Activities

Black/African American/White:								
American Indian/Alaskan Native & Black/African American:								
Other multi-racial:								
Asian/Pacific Islander:								
Hispanic:								
Total:								

Female-headed Households:								
----------------------------------	--	--	--	--	--	--	--	--

<i>Income Category:</i>	Owner	Renter	Total	Persons
Extremely Low				
Low Mod				
Moderate				
Non Low Moderate				
Total:				
Percent Low/Mod:				

Accomplishment Reported for Eligible Census:

Objective Number	Project ID
SL-3.1	0002
HUD Matrix Code	CDBG Citation
03	570.201 (c)
Type of Recipient	National Objective
Local Government	570.208(a) (1) LMA
Start Date	Completion Date
10/01/12	09/30/13
Accomplishment Type	Proposed Annual Units
People	
Local ID	Units Upon Completion
Total Population in Service Area	Census tract Percent Low/Mod
5,898	78.60

Funding Information/ Accomplishments		
CDBG Funded Amount	\$	250,000.00
Amount Drawn in Program Year	\$	26,917.52
Eligible Census Tracts		
Actual Accomplishments		

City of Dallas
Program Year 2012

Supplement Report to the FY 2012-13 CAPER: Single Project with Multiple Activities

PGM Year:	2008	Current IDIS Project Title:	Neighborhood Enhancement Program (NEP)	Current IDIS Activity Number:	9852
Current IDIS Activity Title:		Neighborhood Enhancement Program (NEP)			
Matrix Code:	Street Improvements (03K)		National Objective:	LMA	
Objective Category:	Create suitable living environment		Outcome Category:	Sustainability	
Funded Amount:	\$250,000.00	Drawn Thru Program Year:	\$183,102.69	Drawn in Program Year:	\$26,917.52
Proposed Accomplishment:	People		Total Population in Service Area:	5,722	
Eligible Census Tracts:	N/A	Census Tract Percent Low /Mod:	78.60		

New Activity Title: NEP –Jubilee Park Improvements

New Activity Description: Neighborhood beautification and landscaping projects.

Objective Category:	Create suitable living environments		Outcome Category:	Sustainability	
Location/Target Area(s):	Address	ZIP	Phone	Contract Amount	
City of Dallas	1500 Marilla Street – 6DN	75201	(214) 670-3627	N/A	

Actual Accomplishment Narrative:

The expenditure of \$2,105.00 is for testing services related to Congo St. street improvements - MAS-TEK Engineering was the vendor. Expenditure for \$185.00 for testing services related to Congo St. street improvements - GME Consulting Services was the vendor.

	Number Assisted:		Owner		Renter		Total		Person	
	Total	Hispanic	Total	Hispanic	Total	Hispanic	Total	Hispanic	Total	Hispanic
White:										
Black/African American:										
American Indian/Alaskan Native:										
Native Hawaiian/Other Pacific Islander:										
American Indian/Alaskan Native & White:										

City of Dallas
Program Year 2012

Supplement Report to the FY 2012-13 CAPER: Single Project with Multiple Activities

Asian White:								
Black/African American/White:								
American Indian/Alaskan Native & Black/African American:								
Other multi-racial:								
Asian/Pacific Islander:								
Hispanic:								
Total:								

Female-headed Households:								
----------------------------------	--	--	--	--	--	--	--	--

<i>Income Category:</i>	Owner	Renter	Total	Persons
Extremely Low				
Low Mod				
Moderate				
Non Low Moderate				
Total:				
<i>Percent Low/Mod:</i>				

Accomplishment Reported for Eligible Census:

Objective Number	Project ID
SL-3.1	0002
HUD Matrix Code	CDBG Citation
03	570.201 (c)
Type of Recipient	National Objective
Local Government	570.208(a) (1) LMA
Start Date	Completion Date
10/01/12	09/30/13
Accomplishment Type	Proposed Annual Units
People	
Local ID	Units Upon Completion
Total Population in Service Area	Census tract Percent Low/Mod
5,722	78.60

Funding Information/ Accomplishments		
CDBG Funded Amount	\$	250,000.00
Amount Drawn in Program Year	\$	26,917.52
Eligible Census Tracts		
Actual Accomplishments		

City of Dallas
Program Year 2012

Supplement Report to the FY 2012-13 CAPER: Single Project with Multiple Activities

PGM Year:	2008	Current IDIS Project Title:	Neighborhood Enhancement Program (NEP)	Current IDIS Activity Number:	9852
Current IDIS Activity Title:		Neighborhood Enhancement Program (NEP)			
Matrix Code:	Street Improvements (03K)		National Objective:	LMA	
Objective Category:	Create suitable living environment		Outcome Category:	Sustainability	
Funded Amount:	\$250,000.00	Drawn Thru Program Year:	\$183,102.69	Drawn in Program Year:	\$26,917.52
Proposed Accomplishment:	People		Total Population in Service Area:	5,722	
Eligible Census Tracts:	N/A	Census Tract Percent Low /Mod:	78.60		

New Activity Title: NEP – West Dallas Improvements

New Activity Description: Neighborhood beautification and landscaping projects.

Objective Category:	Create suitable living environments		Outcome Category:	Sustainability	
Location/Target Area(s):	Address	ZIP	Phone	Contract Amount	
City of Dallas	1500 Marilla Street – 6DN	75201	(214) 670-3627	N/A	

Actual Accomplishment Narrative:

Expenditure for \$22,431.60 for Herbert Street Intersection Improvements project. Located in the NIP West Dallas target neighborhood.

Expenditure for \$2,195.92 for retainage paid to Texas Standard Construction (Herbert St. Project).

	Number Assisted:		Owner		Renter		Total		Person	
	Total	Hispanic	Total	Hispanic	Total	Hispanic	Total	Hispanic	Total	Hispanic
White:										
Black/African American:										
American Indian/Alaskan Native:										
Native Hawaiian/Other Pacific Islander:										
American Indian/Alaskan Native & White:										

City of Dallas
Program Year 2012

Supplement Report to the FY 2012-13 CAPER: Single Project with Multiple Activities

Asian White:								
Black/African American/White:								
American Indian/Alaskan Native & Black/African American:								
Other multi-racial:								
Asian/Pacific Islander:								
Hispanic:								
Total:								

Female-headed Households:								
----------------------------------	--	--	--	--	--	--	--	--

<i>Income Category:</i>	Owner	Renter	Total	Persons
Extremely Low				
Low Mod				
Moderate				
Non Low Moderate				
Total:				
<i>Percent Low/Mod:</i>				

Accomplishment Reported for Eligible Census:

Objective Number	Project ID
SL-3.1	0002
HUD Matrix Code	CDBG Citation
03	570.201 (c)
Type of Recipient	National Objective
Local Government	570.208(a) (1) LMA
Start Date	Completion Date
10/01/12	09/30/13
Accomplishment Type	Proposed Annual Units
People	
Local ID	Units Upon Completion
Total Population in Service Area	Census tract Percent Low/Mod
3,460	78.60

Funding Information/ Accomplishments		
CDBG Funded Amount	\$	250,000.00
Amount Drawn in Program Year	\$	26,917.52
Eligible Census Tracts		
Actual Accomplishments		

City of Dallas
Program Year 2012

Supplement Report to the FY 2012-13 CAPER: Single Project with Multiple Activities

PGM Year:	2008	Current IDIS Project Title:	Neighborhood Investment Program – Infrastructure	Current IDIS Activity Number:	9856
Current IDIS Activity Title:		Neighborhood Investment Program Infrastructure			
Matrix Code:	Street Improvements (03K)		National Objective:	LMA	
Objective Category:	Create suitable living environment		Outcome Category:	Availability/Accessibility	
Funded Amount:	\$678,971.00	Drawn Thru Program Year:	\$645,028.39	Drawn in Program Year:	\$42,407.76
Proposed Accomplishment:	People		Total Population in Service Area:	16,001	
Eligible Census Tracts:	N/A	Census Tract Percent Low /Mod:	63.70		

New Activity Title: NIP – Bexar II Public Improvements

New Activity Description: Funds will be used for the design, construction, reconstruction or installation of streets, curbs, and gutters, sidewalks, water and sewer lines, flood and drainage improvements and within the Bexar II corridor.

Objective Category:	Create suitable living environments		Outcome Category:	Availability/Accessibility	
Location/Target Area(s):	Address	ZIP	Phone	Contract Amount	
City of Dallas	1500 Marilla Street – 6DN	75201	(214) 670-3627	N/A	

Actual Accomplishment Narrative:

Expenditure for \$28,962.76 is design work for street improvements around proposed Employment Center in the Bexar St. Phase II corridor. Expenditure for \$13,445.00 is for design related work for street improvements around proposed Employment Center in the Bexar St. Phase II Corridor.

	Number Assisted:		Owner		Renter		Total		Person	
	Total	Hispanic	Total	Hispanic	Total	Hispanic	Total	Hispanic	Total	Hispanic
White:										
Black/African American:										
American Indian/Alaskan Native:										
Native Hawaiian/Other Pacific Islander:										
American Indian/Alaskan Native & White:										

City of Dallas
Program Year 2012

Supplement Report to the FY 2012-13 CAPER: Single Project with Multiple Activities

Asian White:								
Black/African American/White:								
American Indian/Alaskan Native & Black/African American:								
Other multi-racial:								
Asian/Pacific Islander:								
Hispanic:								
Total:								

Female-headed Households:								
----------------------------------	--	--	--	--	--	--	--	--

<i>Income Category:</i>	Owner	Renter	Total	Persons
Extremely Low				
Low Mod				
Moderate				
Non Low Moderate				
Total:				
<i>Percent Low/Mod:</i>				

Accomplishment Reported for Eligible Census:

Objective Number	Project ID
SL-3.1	0002
HUD Matrix Code	CDBG Citation
03	570.201 (c)
Type of Recipient	National Objective
Local Government	570.208(a) (1) LMA
Start Date	Completion Date
10/01/12	09/30/13
Accomplishment Type	Proposed Annual Units
People	
Local ID	Units Upon Completion
Total Population in Service Area	Census tract Percent Low/Mod
16,001	63.70

Funding Information/ Accomplishments		
CDBG Funded Amount	\$	678,971.00
Amount Drawn in Program Year	\$	42,407.76
Eligible Census Tracts		
Actual Accomplishments		

City of Dallas
 Program Year 2012
 Supplement Report to the FY 2012-13 CAPER: Single Project with Multiple Activities

D; A MYU.	2009	7 i ffYbh-8 -G' Dfc YWHj hY.	Neighborhood Enhancement Program (NEP)	7 i ffYbh-8 -G' 5 Wjj jmiBi a VYf.	10370
7 i ffYbh-8 -G' 5 Wjj jmiHj hY.		Neighborhood Enhancement Program (NEP)			
A Uf j l '7 cXY.	Public Facilities and Improvements (3)		BUjcbU' CV YWjj Y.	LMA	
CV YWjj Y7 UHj cfm	Create suitable living environment		Ci Hwa Y7 UHj cfm	Sustainability	
: i bXYX' 5a ci bh'	\$280,000.00	8 fUk b' H fi ' Dfc[fUa ' MYU.'	\$263,955	8 fUk b']b' Dfc[fUa ' MYU.:	\$136,069
DfcdcgYX' 5 Wwa d']gl a Ybh'	People		HcU' Dcdi ' Ujcb']b' Gyf j jW' 5 fYU.	5,287	
9'] j VY7 Ybgi g' Hf UWg.	N/A	7 Ybgi g' Hf UWj DYf Wbh @k #A cX.		81.70	

BYk ' 5 Wjj jmiHj hY. ... NEP – Street Improvements

BYk ' 5 Wjj jmi 8 YgW] dhjcb. : i bXg' lc' VY' i gYX' g] XYk U_ ' fYd' UWa Ybh UbX' ghf YYh fYdUj f' lc' %\$ \$' K " A cbhUbU 5 j Y" @ WUH X']b' 7 H') ('\$ \$' 6 ' cW ; fci d' ("

CV YWjj Y7 UHj cfm	Create suitable living environments	Ci Hwa Y7 UHj cfm	Sustainability	
@ WUHjcb #HUf [Yh5 fYUf bk	5 XXf Ygg	N-D	Dl cbY	7 cbhf UWj 5a ci bh
City of Dallas	% \$ \$' A Uf]' U Ghf YYh E' * 8 B'	+) & \$ %	(214) 670-3627	N/A

5 Wj U' 5 Wwa d']gl a Ybh BUf UHj Y:

Expenditure for \$18,829.10 for sidewalk replacement and street repair to 100 W. Montana Ave. Located in CT 54.00

Bi a VYf ' 5 gg] ghYX.	Ck bYf'		F YbhYf'		HcU'		DYf gcb'	
	Total	Hispanic	Total	Hispanic	Total	Hispanic	To tal	Hispanic
White:								
Black/African American:								
American Indian/Alaskan Native:								
Native Hawaiian/Other Pacific Islander:								
American Indian/Alaskan Native & White:								
Asian White:								

City of Dallas
Program Year 2012

Supplement Report to the FY 2012-13 CAPER: Single Project with Multiple Activities

PGM Year:	2009	Current IDIS Project Title:	Neighborhood Enhancement Program (NEP)	Current IDIS Activity Number:	10370
Current IDIS Activity Title:		Neighborhood Enhancement Program (NEP)			
Matrix Code:	Public Facilities and Improvements (3)	National Objective:	LMA		
Objective Category:	Create suitable living environment	Outcome Category:	Sustainability		
Funded Amount:	\$280,000.00	Drawn Thru Program Year:	\$238,965.79	Drawn in Program Year:	\$111,129.48
Proposed Accomplishment:	People	Total Population in Service Area:	28,927		
Eligible Census Tracts:	N/A	Census Tract Percent Low /Mod:	81.70		

New Activity Title: NEP – Dolphin Heights Improvements

New Activity Description: Neighborhood beautification and landscaping projects.

Objective Category:	Create suitable living environments	Outcome Category:	Sustainability		
Location/Target Area(s):	Address	ZIP	Phone	Contract Amount	
City of Dallas	1500 Marilla Street – 6DN	75201	(214) 670-3627	N/A	

Actual Accomplishment Narrative:

Expenditure for \$499.50 was for the purchase of 30 tree gator bags for Terrell St. beautification project.

	Number Assisted:		Owner		Renter		Total		Person	
	Total	Hispanic	Total	Hispanic	Total	Hispanic	Total	Hispanic	Total	Hispanic
White:										
Black/African American:										
American Indian/Alaskan Native:										
Native Hawaiian/Other Pacific Islander:										
American Indian/Alaskan Native & White:										
Asian White:										

City of Dallas
Program Year 2012

Supplement Report to the FY 2012-13 CAPER: Single Project with Multiple Activities

Black/African American/White:								
American Indian/Alaskan Native & Black/African American:								
Other multi-racial:								
Asian/Pacific Islander:								
Hispanic:								
Total:								

Female-headed Households:								
----------------------------------	--	--	--	--	--	--	--	--

<i>Income Category:</i>	Owner	Renter	Total	Persons
Extremely Low				
Low Mod				
Moderate				
Non Low Moderate				
Total:				
Percent Low/Mod:				

Accomplishment Reported for Eligible Census:

Objective Number	Project ID
SL-3.1	0002
HUD Matrix Code	CDBG Citation
03	570.201 (c)
Type of Recipient	National Objective
Local Government	570.208(a) (1) LMA
Start Date	Completion Date
10/01/12	09/30/13
Accomplishment Type	Proposed Annual Units
People	
Local ID	Units Upon Completion
Total Population in Service Area	Census tract Percent Low/Mod
5,722	81.70

Funding Information/ Accomplishments		
CDBG Funded Amount	\$	280,000.00
Amount Drawn in Program Year	\$	111,129.48
Eligible Census Tracts		
Actual Accomplishments		

City of Dallas
Program Year 2012

Supplement Report to the FY 2012-13 CAPER: Single Project with Multiple Activities

PGM Year:	2009	Current IDIS Project Title:	Neighborhood Enhancement Program (NEP)	Current IDIS Activity Number:	10370
Current IDIS Activity Title:		Neighborhood Enhancement Program (NEP)			
Matrix Code:	Public Facilities and Improvements		National Objective:	LMA	
Objective Category:	Create suitable living environment		Outcome Category:	Sustainability	
Funded Amount:	\$280,000.00	Drawn Thru Program Year:	\$238,965.79	Drawn in Program Year:	\$111,129.48
Proposed Accomplishment:	People		Total Population in Service Area:	28,927	
Eligible Census Tracts:	N/A	Census Tract Percent Low /Mod:	81.70		

New Activity Title: NEP –West Dallas Improvements

New Activity Description: Neighborhood beautification and landscaping projects.

Objective Category:	Create suitable living environments		Outcome Category:	Sustainability	
Location/Target Area(s):	Address	ZIP	Phone	Contract Amount	
City of Dallas	1500 Marilla Street – 6DN	75201	(214) 670-3627	N/A	

Actual Accomplishment Narrative:

Expenditure for \$27,271.43 was for the installation of a fence at the Bataan Center - located in our West Dallas NIP target neighborhood. The contractor was Lone Star Fence and Supply Co. Expenditure for \$76,508.10 for the Herbert St. Intersection Improvements project. Located in CT 101.02 - NIP West Dallas target neighborhood. Expenditure of \$6,800.72 for retainage paid to Texas Standard Construction (Herbert St. project).

Number Assisted:	Owner		Renter		Total		Person	
	Total	Hispanic	Total	Hispanic	Total	Hispanic	Total	Hispanic
White:								
Black/African American:								
American Indian/Alaskan Native:								
Native Hawaiian/Other Pacific Islander:								

City of Dallas
Program Year 2012

Supplement Report to the FY 2012-13 CAPER: Single Project with Multiple Activities

American Indian/Alaskan Native & White:								
Asian White:								
Black/African American/White:								
American Indian/Alaskan Native & Black/African American:								
Other multi-racial:								
Asian/Pacific Islander:								
Hispanic:								
Total:								

Female-headed Households:								
----------------------------------	--	--	--	--	--	--	--	--

Income Category:	Owner	Renter	Total	Persons
Extremely Low				
Low Mod				
Moderate				
Non Low Moderate				
Total:				
Percent Low/Mod:				

Accomplishment Reported for Eligible Census:

Objective Number	Project ID
SL-3.1	0002
HUD Matrix Code	CDBG Citation
03	570.201 (c)
Type of Recipient	National Objective
Local Government	570.208(a) (1) LMA
Start Date	Completion Date
10/01/12	09/30/13
Accomplishment Type	Proposed Annual Units
People	
Local ID	Units Upon Completion
Total Population in Service Area	Census tract Percent Low/Mod
3,460	81.70

Funding Information/ Accomplishments		
CDBG Funded Amount	\$	280,000.00
Amount Drawn in Program Year	\$	111,129.48
Eligible Census Tracts		
Actual Accomplishments		

City of Dallas
Program Year 2012

Supplement Report to the FY 2012-13 CAPER: Single Project with Multiple Activities

PGM Year:	2009	Current IDIS Project Title:	Neighborhood Investment Program – Infrastructure	Current IDIS Activity Number:	10397
Current IDIS Activity Title:		Neighborhood Investment Program Infrastructure			
Matrix Code:	Public Facilities and Improvement		National Objective:	LMA	
Objective Category:	Create suitable living environment		Outcome Category:	Sustainability	
Funded Amount:	\$1,494,154.00	Drawn Thru Program Year:	\$1,256,821.25	Drawn in Program Year:	\$132,909.00
Proposed Accomplishment:	People		Total Population in Service Area:	2,097	
Eligible Census Tracts:	N/A	Census Tract Percent Low /Mod:	85.60		

New Activity Title: NIP – Bexar I Public Improvements

New Activity Description: Funds will be used for the design, construction, reconstruction or installation of streets, curbs, and gutters, sidewalks, water and sewer lines, flood and drainage improvements.

Objective Category:	Create suitable living environments		Outcome Category:	Availability/Accessibility	
Location/Target Area(s):	Address	ZIP	Phone	Contract Amount	
City of Dallas	1500 Marilla Street – 6DN	75201	(214) 670-3627	N/A	

Actual Accomplishment Narrative:

Expenditure for \$15,044.00 for sidewalk improvements and barrier free ramp for Marne St. from Hunter to Brigham St. located in CT 39.02 and expenditure for \$30,144.55 for sidewalk and curb and gutter improvements as well as concrete street repair to Linder St. from Brigham to Inez St. located in CT 39.02.

	Number Assisted:		Owner		Renter		Total		Person	
	Total	Hispanic	Total	Hispanic	Total	Hispanic	Total	Hispanic	Total	Hispanic
White:										
Black/African American:										
American Indian/Alaskan Native:										
Native Hawaiian/Other Pacific Islander:										
American Indian/Alaskan Native & White:										

City of Dallas
Program Year 2012

Supplement Report to the FY 2012-13 CAPER: Single Project with Multiple Activities

Asian White:								
Black/African American/White:								
American Indian/Alaskan Native & Black/African American:								
Other multi-racial:								
Asian/Pacific Islander:								
Hispanic:								
Total:								

Female-headed Households:								
----------------------------------	--	--	--	--	--	--	--	--

<i>Income Category:</i>	Owner	Renter	Total	Persons
Extremely Low				
Low Mod				
Moderate				
Non Low Moderate				
Total:				
<i>Percent Low/Mod:</i>				

Accomplishment Reported for Eligible Census:

Objective Number	Project ID
SL-3.1	0002
HUD Matrix Code	CDBG Citation
03	570.201 (c)
Type of Recipient	National Objective
Local Government	570.208(a) (1) LMA
Start Date	Completion Date
10/01/12	09/30/13
Accomplishment Type	Proposed Annual Units
People	
Local ID	Units Upon Completion
Total Population in Service Area	Census tract Percent Low/Mod
2,097	85.60

Funding Information/ Accomplishments	
CDBG Funded Amount	\$ 1,494,154.00
Amount Drawn in Program Year	\$ 132,909.60
Eligible Census Tracts	
Actual Accomplishments	

City of Dallas
Program Year 2012

Supplement Report to the FY 2012-13 CAPER: Single Project with Multiple Activities

PGM Year:	2009	Current IDIS Project Title:	Neighborhood Investment Program – Infrastructure	Current IDIS Activity Number:	10397
Current IDIS Activity Title:		Neighborhood Investment Program Infrastructure			
Matrix Code:	Public Facilities and Improvement		National Objective:	LMA	
Objective Category:	Create suitable living environment		Outcome Category:	Sustainability	
Funded Amount:	\$1,494,154.00	Drawn Thru Program Year:	\$1,256,821.25	Drawn in Program Year:	\$132,909.00
Proposed Accomplishment:	People		Total Population in Service Area:	2,097	
Eligible Census Tracts:	N/A	Census Tract Percent Low /Mod:	85.60		

New Activity Title: NIP – Bexar II Infrastructure Improvements

New Activity Description: Funds will be used for the design, construction, reconstruction or installation of streets, curbs, and gutters, sidewalks, water and sewer lines, flood and drainage improvements.

Objective Category:	Create suitable living environments		Outcome Category:	Availability/Accessibility	
Location/Target Area(s):	Address	ZIP	Phone	Contract Amount	
City of Dallas	1500 Marilla Street – 6DN	75201	(214) 670-3627	N/A	

Actual Accomplishment Narrative:

Expenditures for \$11,283.75 for design for street infrastructure around the proposed Employment Center in Bexar St. Phase II located in CT 115.00.

Number Assisted:	Owner		Renter		Total		Person	
	Total	Hispanic	Total	Hispanic	Total	Hispanic	Total	Hispanic
White:								
Black/African American:								
American Indian/Alaskan Native:								
Native Hawaiian/Other Pacific Islander:								
American Indian/Alaskan Native & White:								

City of Dallas
Program Year 2012

Supplement Report to the FY 2012-13 CAPER: Single Project with Multiple Activities

Asian White:								
Black/African American/White:								
American Indian/Alaskan Native & Black/African American:								
Other multi-racial:								
Asian/Pacific Islander:								
Hispanic:								
Total:								

Female-headed Households:								
----------------------------------	--	--	--	--	--	--	--	--

<i>Income Category:</i>	Owner	Renter	Total	Persons
Extremely Low				
Low Mod				
Moderate				
Non Low Moderate				
Total:				
<i>Percent Low/Mod:</i>				

Accomplishment Reported for Eligible Census:

Objective Number	Project ID
SL-3.1	0002
HUD Matrix Code	CDBG Citation
03	570.201 (c)
Type of Recipient	National Objective
Local Government	570.208(a) (1) LMA
Start Date	Completion Date
10/01/12	09/30/13
Accomplishment Type	Proposed Annual Units
People	
Local ID	Units Upon Completion
Total Population in Service Area	Census tract Percent Low/Mod
2,097	85.60

Funding Information/ Accomplishments	
CDBG Funded Amount	\$ 1,494,154.00
Amount Drawn in Program Year	\$ 132,909.67
Eligible Census Tracts	
Actual Accomplishments	

City of Dallas
Program Year 2012

Supplement Report to the FY 2012-13 CAPER: Single Project with Multiple Activities

PGM Year:	2009	Current IDIS Project Title:	Neighborhood Investment Program – Infrastructure	Current IDIS Activity Number:	10397
Current IDIS Activity Title:		Neighborhood Investment Program Infrastructure			
Matrix Code:	Public Facilities and Improvement		National Objective:	LMA	
Objective Category:	Create suitable living environment		Outcome Category:	Sustainability	
Funded Amount:	\$1,494,154.00	Drawn Thru Program Year:	\$1,256,821.25	Drawn in Program Year:	\$132,909.00
Proposed Accomplishment:	People		Total Population in Service Area:	2,097	
Eligible Census Tracts:	N/A	Census Tract Percent Low /Mod:	85.60		

New Activity Title: NIP – Cigarette Hill Public Improvements

New Activity Description: Funds will be used for the design, construction, reconstruction or installation of streets, curbs, and gutters, sidewalks, water and sewer lines, flood and drainage improvements and for park improvements.

Objective Category:	Create suitable living environments		Outcome Category:	Availability/Accessibility	
Location/Target Area(s):	Address	ZIP	Phone	Contract Amount	
City of Dallas	1500 Marilla Street – 6DN	75201	(214) 670-3627	N/A	

Actual Accomplishment Narrative:

Expenditure for \$1,461.25 is for consulting work for a pavilion installation at Miller Family Park located in CT 114.01

Number Assisted:	Owner		Renter		Total		Person	
	Total	Hispanic	Total	Hispanic	Total	Hispanic	Total	Hispanic
White:								
Black/African American:								
American Indian/Alaskan Native:								
Native Hawaiian/Other Pacific Islander:								
American Indian/Alaskan Native & White:								
Asian White:								

City of Dallas
Program Year 2012

Supplement Report to the FY 2012-13 CAPER: Single Project with Multiple Activities

Black/African American/White:								
American Indian/Alaskan Native & Black/African American:								
Other multi-racial:								
Asian/Pacific Islander:								
Hispanic:								
Total:								

Female-headed Households:								
----------------------------------	--	--	--	--	--	--	--	--

<i>Income Category:</i>	Owner	Renter	Total	Persons
Extremely Low				
Low Mod				
Moderate				
Non Low Moderate				
Total:				
Percent Low/Mod:				

Accomplishment Reported for Eligible Census:

Objective Number	Project ID
SL-3.1	0002
HUD Matrix Code	CDBG Citation
03	570.201 (c)
Type of Recipient	National Objective
Local Government	570.208(a) (1) LMA
Start Date	Completion Date
10/01/12	09/30/13
Accomplishment Type	Proposed Annual Units
People	
Local ID	Units Upon Completion
Total Population in Service Area	Census tract Percent Low/Mod
2,097	85.60

Funding Information/ Accomplishments		
CDBG Funded Amount	\$	1,494,154.00
Amount Drawn in Program Year	\$	132,909.67
Eligible Census Tracts		
Actual Accomplishments		

City of Dallas
Program Year 2012

Supplement Report to the FY 2012-13 CAPER: Single Project with Multiple Activities

PGM Year:	2009	Current IDIS Project Title:	Neighborhood Investment Program – Infrastructure	Current IDIS Activity Number:	10397
Current IDIS Activity Title:		Neighborhood Investment Program Infrastructure			
Matrix Code:	Other Public Facilities and Improvements (3)		National Objective:	LMA	
Objective Category:	Suitable Living Environment		Outcome Category:	Sustainability	
Funded Amount:	\$1,494,154.00	Drawn Thru Program Year:	\$1,256,821.25	Drawn in Program Year:	\$132,909.00
Proposed Accomplishment:	People		Total Population in Service Area:	2,097	
Eligible Census Tracts:	N/A	Census Tract Percent Low /Mod:	85.60		

New Activity Title: NIP – Congo St. Public Improvements

New Activity Description: Funds will be used for the design, construction, reconstruction or installation of streets, curbs, and gutters, sidewalks, water and sewer lines, flood and drainage improvements.

Objective Category:	Create suitable living environments		Outcome Category:	Availability/Accessibility	
Location/Target Area(s):	Address	ZIP	Phone	Contract Amount	
City of Dallas	1500 Marilla Street – 6DN	75201	(214) 670-3627	N/A	

Actual Accomplishment Narrative:

Expenditure for \$60,319.10 for work related to street improvements on Congo St. located in CT 25.00.

Number Assisted:	Owner		Renter		Total		Person	
	Total	Hispanic	Total	Hispanic	Total	Hispanic	Total	Hispanic
White:								
Black/African American:								
American Indian/Alaskan Native:								
Native Hawaiian/Other Pacific Islander:								
American Indian/Alaskan Native & White:								
Asian White:								

City of Dallas
Program Year 2012

Supplement Report to the FY 2012-13 CAPER: Single Project with Multiple Activities

Black/African American/White:								
American Indian/Alaskan Native & Black/African American:								
Other multi-racial:								
Asian/Pacific Islander:								
Hispanic:								
Total:								

Female-headed Households:								
----------------------------------	--	--	--	--	--	--	--	--

<i>Income Category:</i>	Owner	Renter	Total	Persons
Extremely Low				
Low Mod				
Moderate				
Non Low Moderate				
Total:				
Percent Low/Mod:				

Accomplishment Reported for Eligible Census:

Objective Number	Project ID
SL-3.1	0002
HUD Matrix Code	CDBG Citation
03	570.201 (c)
Type of Recipient	National Objective
Local Government	570.208(a) (1) LMA
Start Date	Completion Date
10/01/12	09/30/13
Accomplishment Type	Proposed Annual Units
People	
Local ID	Units Upon Completion
Total Population in Service Area	Census tract Percent Low/Mod
2,097	85.60

Funding Information/ Accomplishments		
CDBG Funded Amount	\$	1,494,154.00
Amount Drawn in Program Year	\$	132,909.67
Eligible Census Tracts		
Actual Accomplishments		

City of Dallas
Program Year 2012

Supplement Report to the FY 2012-13 CAPER: Single Project with Multiple Activities

PGM Year:	2009	Current IDIS Project Title:	Neighborhood Investment Program – Infrastructure	Current IDIS Activity Number:	10397
Current IDIS Activity Title:		Neighborhood Investment Program Infrastructure			
Matrix Code:	Public Facilities and Improvement		National Objective:	LMA	
Objective Category:	Create suitable living environment		Outcome Category:	Sustainability	
Funded Amount:	\$1,494,154.00	Drawn Thru Program Year:	\$1,256,821.25	Drawn in Program Year:	\$132,909.00
Proposed Accomplishment:	People		Total Population in Service Area:	2,097	
Eligible Census Tracts:	N/A	Census Tract Percent Low /Mod:	85.60		

New Activity Title: NIP – Spring Ave Public Improvements

New Activity Description: Funds will be used for the design, construction, reconstruction or installation of streets, curbs, and gutters, sidewalks, water and sewer lines, flood and drainage improvements.

Objective Category:	Create suitable living environments		Outcome Category:	Availability/Accessibility	
Location/Target Area(s):	Address	ZIP	Phone	Contract Amount	
City of Dallas	1500 Marilla Street – 6DN	75201	(214) 670-3627	N/A	

Actual Accomplishment Narrative:

Expenditure for \$14,657.00 for right-of-way parcel acquisition cost for the Spring Ave. Redevelopment Project located in CT 27.01.

Number Assisted:	Owner		Renter		Total		Person	
	Total	Hispanic	Total	Hispanic	Total	Hispanic	Total	Hispanic
White:								
Black/African American:								
American Indian/Alaskan Native:								
Native Hawaiian/Other Pacific Islander:								
American Indian/Alaskan Native & White:								

City of Dallas
Program Year 2012

Supplement Report to the FY 2012-13 CAPER: Single Project with Multiple Activities

Asian White:								
Black/African American/White:								
American Indian/Alaskan Native & Black/African American:								
Other multi-racial:								
Asian/Pacific Islander:								
Hispanic:								
Total:								

Female-headed Households:								
----------------------------------	--	--	--	--	--	--	--	--

<i>Income Category:</i>	Owner	Renter	Total	Persons
Extremely Low				
Low Mod				
Moderate				
Non Low Moderate				
Total:				
<i>Percent Low/Mod:</i>				

Accomplishment Reported for Eligible Census:

Objective Number	Project ID
SL-3.1	0002
HUD Matrix Code	CDBG Citation
03	570.201 (c)
Type of Recipient	National Objective
Local Government	570.208(a) (1) LMA
Start Date	Completion Date
10/01/12	09/30/13
Accomplishment Type	Proposed Annual Units
People	
Local ID	Units Upon Completion
Total Population in Service Area	Census tract Percent Low/Mod
2,097	85.60

Funding Information/ Accomplishments	
CDBG Funded Amount	\$ 1,494,154.00
Amount Drawn in Program Year	\$ 132,909.60
Eligible Census Tracts	
Actual Accomplishments	

City of Dallas
Program Year 2012

Supplement Report to the FY 2012-13 CAPER: Single Project with Multiple Activities

PGM Year:	2009	Current IDIS Project Title:	Neighborhood Investment Program – Infrastructure	Current IDIS Activity Number:	10516
Current IDIS Activity Title:		Neighborhood Investment Program Infrastructure			
Matrix Code:	Street Improvements (03K)		National Objective:	LMA	
Objective Category:	Create suitable living environments		Outcome Category:	Availability/Accessibility	
Funded Amount:	\$210,217.00	Drawn Thru Program Year:	\$158,832.58	Drawn in Program Year:	\$46,137.98
Proposed Accomplishment:	People		Total Population in Service Area:	2,097	
Eligible Census Tracts:	N/A	Census Tract Percent Low /Mod:	85.60		

New Activity Title: NIP – Bexar II Public Improvements

New Activity Description: Funds will be used for the design, construction, reconstruction or installation of streets, curbs, and gutters, sidewalks, water and sewer lines, flood and drainage improvements.

Objective Category:	Create suitable living environments		Outcome Category:	Availability/Accessibility	
Location/Target Area(s):	Address	ZIP	Phone	Contract Amount	
City of Dallas	1500 Marilla Street – 6DN	75201	(214) 670-3627	N/A	

Actual Accomplishment Narrative:

Expenditure for \$16,327.98 is for design work for street infrastructure improvements around the proposed Employment Center in Bexar St. Phase II.
Expenditure for \$18,325.00 is for survey services related to design work for street improvements around the proposed Employment Center in Bexar St. Phase II. Expenditure \$11,485.00 for design related work for street improvements around proposed Employment Center in Bexar St. Phase II.

Number Assisted:	Owner		Renter		Total		Person	
	Total	Hispanic	Total	Hispanic	Total	Hispanic	Total	Hispanic
White:								
Black/African American:								

City of Dallas
Program Year 2012

Supplement Report to the FY 2012-13 CAPER: Single Project with Multiple Activities

American Indian/Alaskan Native:								
Native Hawaiian/Other Pacific Islander:								
American Indian/Alaskan Native & White:								
Asian White:								
Black/African American/White:								
American Indian/Alaskan Native & Black/African American:								
Other multi-racial:								
Asian/Pacific Islander:								
Hispanic:								
Total:								

Female-headed Households:								
----------------------------------	--	--	--	--	--	--	--	--

Income Category:	Owner	Renter	Total	Persons
Extremely Low				
Low Mod				
Moderate				
Non Low Moderate				
Total:				
Percent Low/Mod:				

Accomplishment Reported for Eligible Census:

Objective Number	Project ID
SL-3.1	0002
HUD Matrix Code	CDBG Citation
03	570.201 (c)
Type of Recipient	National Objective
Local Government	570.208(a) (1) LMA
Start Date	Completion Date
10/01/12	09/30/13
Accomplishment Type	Proposed Annual Units
People	
Local ID	Units Upon Completion
Total Population in Service Area	Census tract Percent Low/Mod
2,097	85.60

Funding Information/ Accomplishments		
CDBG Funded Amount	\$	210,217.00
Amount Drawn in Program Year	\$	46,137.98
Eligible Census Tracts		
Actual Accomplishments		

City of Dallas
Program Year 2012

Supplement Report to the FY 2012-13 CAPER: Single Project with Multiple Activities

PGM Year:	2010	Current IDIS Project Title:	Neighborhood Investment Program – Infrastructure	Current IDIS Activity Number:	10811
Current IDIS Activity Title:		Neighborhood Investment Program Infrastructure			
Matrix Code:	Public Facilities and Improvements		National Objective:	LMA	
Objective Category:	Create suitable living environments		Outcome Category:	Availability/Accessibility	
Funded Amount:	\$1,000,000.00	Drawn Thru Program Year:	\$777,318.07	Drawn in Program Year:	\$37,656.25
Proposed Accomplishment:	People		Total Population in Service Area:	3,781	
Eligible Census Tracts:	N/A	Census Tract Percent Low /Mod:	57.50		

New Activity Title: NIP – Cigarette Hill Public Improvements

New Activity Description: Funds will be used for the construction, reconstruction or installation of streets, curbs, and gutter, sidewalks, water and sewer lines and flood and drainage improvements and for park improvements.

Objective Category:	Create suitable living environments		Outcome Category:	Availability/Accessibility	
Location/Target Area(s):	Address	ZIP	Phone	Contract Amount	
City of Dallas	1500 Marilla Street – 6DN	75201	(214) 670-3627	N/A	

Actual Accomplishment Narrative:

Expenditure of \$162,749.46 for completion of Park improvements to the Miller Family Park which included installation of pavilion, security lights, installation of drinking fountain, concrete/stone plaza with seating wall, picnic tables, stone monument and installed enclosed toilet. Located in CT 114.01

	Number Assisted:		Owner		Renter		Total		Person	
	Total	Hispanic	Total	Hispanic	Total	Hispanic	Total	Hispanic	Total	Hispanic
White:										
Black/African American:										
American Indian/Alaskan Native:										
Native Hawaiian/Other Pacific Islander:										
American Indian/Alaskan Native & White:										

City of Dallas
Program Year 2012

Supplement Report to the FY 2012-13 CAPER: Single Project with Multiple Activities

Asian White:								
Black/African American/White:								
American Indian/Alaskan Native & Black/African American:								
Other multi-racial:								
Asian/Pacific Islander:								
Hispanic:								
Total:								

Female-headed Households:								
----------------------------------	--	--	--	--	--	--	--	--

<i>Income Category:</i>	Owner	Renter	Total	Persons
Extremely Low				
Low Mod				
Moderate				
Non Low Moderate				
Total:				
<i>Percent Low/Mod:</i>				

Accomplishment Reported for Eligible Census:

Objective Number	Project ID
SL-3.1	0002
HUD Matrix Code	CDBG Citation
03	570.201 (c)
Type of Recipient	National Objective
Local Government	570.208(a) (1) LMA
Start Date	Completion Date
10/01/12	09/30/13
Accomplishment Type	Proposed Annual Units
People	
Local ID	Units Upon Completion
Total Population in Service Area	Census tract Percent Low/Mod
3,781	57.50

Funding Information/ Accomplishments		
CDBG Funded Amount	\$	1,000,000.00
Amount Drawn in Program Year	\$	37,656.25
Eligible Census Tracts		
Actual Accomplishments		

City of Dallas
 Program Year 2012
 Supplement Report to the FY 2012-13 CAPER: Single Project with Multiple Activities

D; A MYU.	2010	7 i ffYbh-8 -G' Dfc YWHHj hY.	Neighborhood Investment Program – Infrastructure	7 i ffYbh-8 -G' 5 Wj j]miBi a Vyf.	10811
7 i ffYbh-8 -G' 5 Wj j]miHj hY.		Neighborhood Investment Program Infrastructure			
A Uf]l ' 7 cXY.	Public Facilities and Improvement		BUjcbU' CV YWj Y.	LMA	
CV YWj Y 7 UH] cfm	Create suitable living environments		Ci Wta Y 7 UH] cfm	Availability/Accessibility	
: i bXYX' 5 a ci bh'	\$1,000,000.00	8 fUk b' H fi ' Dfc [fUa ' MYU.	\$982,899	8 fUk b']b' Dfc [fUa ' MYU.:	\$243,237
DfcdcgYX' 5 Wta d']gl a Ybh'	People		HcHU' Dcdi ' Ujcb']b' Gyf j]W' 5 fYU.	3,460	
9] [] V Y 7 Ybgi g' Hf UWg.	N/A	7 Ybgi g' Hf UW D Yf Wbh @ k ' #A cX.		57.50	

BYk ' 5 Wj j]miHj hY. ... NIP – West Dallas Public Improvements

BYk ' 5 Wj j]mi 8 YgW]d]cb. : : i bXg' k]'' VY' i gYX' Z' f']bhYgYW]cb']a dfc j Ya Ybgi' fff UZ]W WU a]b [' L' cb' < Yf VYf h GH' hc']bWi XYVi] X]b [' cZ* Z']g]XYk U _ z d' Ub]b [' cZ7 f UdY A m h Yg' Ub X' bUfck YX' g f Y Yh Uh]bhYgYW]cbg' Zca ' U* ' k]Xh ' hc' U % ' k]Xh ' hc' g' ck ' Hf UZ]W Xck b" Dfc YWHcb' < Yf VYf h GH' Zca ' 7 UbUXU 8 f]j Y hc' Hcfc bhc' GH' ' @ WUH X']b ' 7 H' % \$ % \$ & 6 ' cW ; fci d' %'

CV YWj Y 7 UH] cfm	Create suitable living environments	Ci Wta Y 7 UH] cfm	Availability/Accessibility	
@ WUHcb #HUf] Yh 5 fYUf]k	5 XXf Ygg	N-D	D\ cbY	7 cbf UW 5 a ci bh
City of Dallas	% \$ \$ ' A Uf] ' U G f Y Yh E' * 8 B'	+) & \$ %	(214) 670-3627	N/A

5 Wt U' 5 Wta d']gl a Ybh BUff Uj Y:

Expenditure for \$34,582.27 for work related to intersection improvements on Herbert St. located in CT 101.02. NIP West Dallas target neighborhood.

Expenditure of \$3,073.98 for retainage paid to Texas Standard Construction (Herbert St. Project).

Bi a Vyf ' 5 gg]ghYX.	Ck bYf'		FYbhYf'		HcHU'		DYfgcb'	
	Total	Hispanic	Total	Hispanic	Total	Hispanic	To tal	Hispanic
White:								
Black/African American:								
American Indian/Alaskan Native:								
Native Hawaiian/Other Pacific Islander:								
American Indian/Alaskan Native & White:								

**2a) HOUSING/COMMUNITY SERVICES
SUBRECIPIENT REPORT**



HOUSING/COMMUNITY SERVICES
Social Services CDBG Sub-Recipient and Service Report
FY 2012-13

FUND/ORG	SUB-RECIPIENT	SERVICES
CD12/861E	Boys & Girls Club of Greater Dallas 4816 Worth Street Dallas, Texas 75246	Provides an after-school program for at-risk children.
CD12/882E	Citizens Development Center 8800 Ambassador Row Dallas, Texas 75247	Provides development of life skills, vocational training and job placement for adults with disabilities.
CD12/865E	Community Dental Care 1440 W. Mockingbird Lane, #120 Dallas, Texas 75247	Provides dental health services to low income children through age 19.
CD12/861E	Neighborhood Service Council, Inc. 7700 Spring Valley Rd. Dallas, Texas 75240	Provides after school programs for low income youth.
CD12/861E	Open Arms, Inc. 5940 Forest Park Dallas, Texas 75235	Provides child care for children with special needs.
CD12/880E	Senior Citizens of Greater Dallas 3910 Harry Hines Blvd Dallas, Texas 75219	Staff ombudsman to enhance the quality of life care for nursing home residents through resolving complaints from residents and their families.
CD12/861E	Vogel Alcove 7557 Rambler Road Dallas, Texas 75231	Provides childcare for homeless children.
CD12/861E	YMCA-Park South	Provides an after-school and summer camp program for children

HOUSING/COMMUNITY SERVICES
Social Services CDBG Sub-Recipient and Service Report
FY 2012-13

FUND/ORG	SUB-RECIPIENT	SERVICES
	2500 Romine Avenue Dallas, Texas 75215	through age 13.
CD12/861E	Catholic Charities of Dallas 9646 LBJ Frwy. #128 Dallas, Texas 75201	Provides after school care to low-income youth in Dallas area.
CD12/880E	Catholic Charities of Dallas 9646 LBJ Frwy. #128 Dallas, Texas 75201	Provides senior service care to low-income seniors in West Dallas area.

**2b) ECONOMIC DEVELOPMENT
SUBRECIPIENT REPORT**



OFFICE OF ECONOMIC DEVELOPMENT

FY 2012-13

HUD ACT #	UNIT/FUND	SUB-RECIPIENT AGENCY	SUB-RECIPIENT/NON-PROFIT AGENCY SERVICES
11612	CD12/919E	Greater Dallas Hispanic Chamber of Commerce (BAC # 1) 4622 Maple Ave Dallas, TX 75219	Promote microenterprise business development by providing technical assistance to low-to-moderate income persons interested in starting a microenterprise and/or interested in capacity building of their existing eligible microenterprise. Technical Assistance is provided in individual sessions and group sessions in business development areas that may include but not be limited to: business legal structures, business plan development, marketing research, marketing strategies, funding strategies, loan application packaging, tax issues, cash flow issues, hiring vs. contracting, networking, mentoring, procurement, M/WBE-DBE-HUB certifications, incubator lease space and/or others.
11613	CD12/920E	Inner City Community Development Corp (ICDC) - (BAC # 2) 4907 Spring Ave Dallas, TX 75210	Promote microenterprise business development by providing technical assistance to low-to-moderate income persons interested in starting a microenterprise and/or interested in capacity building of their existing eligible microenterprise. Technical Assistance is provided in individual sessions and group sessions in business development areas that may include but not be limited to: business legal structures, business plan development, marketing research, marketing strategies, funding strategies, loan application packaging, tax issues, cash flow issues, hiring vs. contracting, networking, mentoring, procurement, M/WBE-DBE-HUB certifications, incubator lease space and/or others.
11614	CD12/921E	Greater Dallas Hispanic Chamber of Commerce (BAC # 3) 4622 Maple Ave Dallas, TX 75219	Promote microenterprise business development by providing technical assistance to low-to-moderate income persons interested in starting a microenterprise and/or interested in capacity building of their existing eligible microenterprise. Technical Assistance is provided in individual sessions and group sessions in business development areas that may include but not be limited to: business legal structures, business plan development, marketing research, marketing strategies, funding strategies, loan application packaging, tax issues, cash flow issues, hiring vs. contracting, networking, mentoring, procurement, M/WBE-DBE-HUB certifications, incubator lease space and/or others.
11615	CD12/922E	Greater Dallas Hispanic Chamber of Commerce (BAC # 4) 4622 Maple Ave Dallas, TX 75219	Promote microenterprise business development by providing technical assistance to low-to-moderate income persons interested in starting a microenterprise and/or interested in capacity building of their existing eligible microenterprise. Technical Assistance is provided in individual sessions and group sessions in business development areas that may include but not be limited to: business legal structures, business plan development, marketing research, marketing strategies, funding strategies, loan application packaging, tax issues, cash flow issues, hiring vs. contracting, networking, mentoring, procurement, M/WBE-DBE-HUB certifications, incubator lease space and/or others.

11616	CD12/923E	Business Assistance Center Inc. (BAC # 5) 1201 W. Camp Wisdom Dallas, TX 75232	Promote microenterprise business development by providing technical assistance to low-to-moderate income persons interested in starting a microenterprise and/or interested in capacity building of their existing eligible microenterprise. Technical Assistance is provided in individual sessions and group sessions in business development areas that may include but not be limited to: business legal structures, business plan development, marketing research, marketing strategies, funding strategies, loan application packaging, tax issues, cash flow issues, hiring vs. contracting, networking, mentoring, procurement, M/WBE-DBE-HUB certifications, incubator lease space and/or others.
11617	CD12/924E	Greater Dallas Asian American Chamber of Commerce (BAC # 6) Multi-Ethnic Education and Economic Development Center (MEED) 7610 N Stemmons Frwy, Suite 690 Dallas, TX 75247	Promote microenterprise business development by providing technical assistance to low-to-moderate income persons interested in starting a microenterprise and/or interested in capacity building of their existing eligible microenterprise. Technical Assistance is provided in individual sessions and group sessions in business development areas that may include but not be limited to: business legal structures, business plan development, marketing research, marketing strategies, funding strategies, loan application packaging, tax issues, cash flow issues, hiring vs. contracting, networking, mentoring, procurement, M/WBE-DBE-HUB certifications, incubator lease space and/or others.
11618	CD12/925E	Regional Hispanic Contractors Association (BAC # 7) 2210 W. Illinois Ave Dallas, TX 75224	Promote microenterprise business development by providing technical assistance to low-to-moderate income persons interested in starting a microenterprise and/or interested in capacity building of their existing eligible microenterprise. Technical Assistance is provided in individual sessions and group sessions in business development areas that may include but not be limited to: business legal structures, business plan development, marketing research, marketing strategies, funding strategies, loan application packaging, tax issues, cash flow issues, hiring vs. contracting, networking, mentoring, procurement, M/WBE-DBE-HUB certifications, incubator lease space and/or others.
11619	CD12/926E	Greater Dallas Indo-American Chamber of Commerce (BAC # 8) 2750 W. Northwest Highway, Suite 200 Dallas, TX 75220	Promote microenterprise business development by providing technical assistance to low-to-moderate income persons interested in starting a microenterprise and/or interested in capacity building of their existing eligible microenterprise. Technical Assistance is provided in individual sessions and group sessions in business development areas that may include but not be limited to: business legal structures, business plan development, marketing research, marketing strategies, funding strategies, loan application packaging, tax issues, cash flow issues, hiring vs. contracting, networking, mentoring, procurement, M/WBE-DBE-HUB certifications, incubator lease space and/or others.
		Southern Dallas Development Corporation (SDDC) 400 S. Zang Blvd., Suite 1210 Dallas, TX 75208	Administers the Business Revolving Loan Program

3. FINANCIAL SUMMARY



Financial Summary
Community Development Block Grant Program

1. Name of Grantee		2. Grant Number		3. Reporting Period	
City of Dallas		B 12 MC 48 0009		From:	To:
				10/1/2012	09/30/13
Part I: Summary of CDBG Resources					
1. Unexpended CDBG funds at end of previous reporting period (balance for prior program years)				\$	14,589,163.44
2. Entitlement Grant from form HUD 7082				\$	14,720,740.00
3. Surplus Urban Renewal Funds				\$	-
4. Section 108 Guaranteed Loan Funds (Principal Amount)				\$	-
5. Program Income Received by		Grantee (Column A)	Subrecipient (Column B)		
a. Revolving Funds			\$ 659,910.06		
b. Other (Identify below. Provide details on an attachment)					
		\$ 487,917.13			
		\$ -			
c. Total Program Income (sum of columns a and b)		\$ 487,917.13	\$ 659,910.06	\$	1,147,827.19
6. Returns				\$	-
7. Adjustments to Compute Total Available (if a negative amount, enclose in brackets)				\$	1,815,396.55
8. Total CDBG funds available for use during this reporting period (sum of lines 1 - 7)				\$	32,273,127.18
Part II: Summary of CDBG Expenditures					
9. Disbursements other than Section 108 Repayments and Planning/Administration				\$	13,451,597.25
10. Adjustments to Compute Total Amount Subject to Low/Mod Benefit (if a negative amount, enclose in brackets)				\$	-
11. Amount subject to low/mod benefit calculation (line 9 plus 10)				\$	13,451,597.25
12. Disbursed in IDIS for Planning/Administration				\$	2,892,476.73
13. Disbursed in IDIS for Section 108 Repayments				\$	-
14. Adjustments to Compute Total Expenditures (if a negative amount, enclose in brackets)				\$	-
15. Total Expenditures (sum lines 11-14)				\$	16,344,073.98
16. Unexpended balance (line 8 minus line 15)				\$	15,929,053.20
Part III: Low/Mod Benefit This Reporting Period					
17. Expended for low/mod housing in special areas				\$	-
18. Expended for low/mod multi-unit housing				\$	-
19. Disbursed for other low/mod activities				\$	13,451,597.25
20. Adjustment to compute total low/mod credit				\$	-
21. Total low/mod credit (sum lines 17-20)				\$	13,451,597.25
22. Percent low/mod credit (line 21 divided by line 11)					100.00%
Part IV: Low/Mod Benefit for Multi-year Certifications (only if certification period includes prior years)					
23. Program years covered in certification PY _____ PY _____ PY _____					
24. Cumulative net expenditures subject to program benefit calculation				\$	-
25. Cumulative expenditures benefiting low/mod persons				\$	-
26. Percent benefit to low/mod persons (line 25 divided by line 24)					0.00%
Part V: Public Service (PS) Cap Calculation					
27. Disbursed in IDIS for Public Services				\$	2,220,154.34
28. PS unliquidated obligations at end of current program year				\$	-
29. PS unliquidated obligations at end of previous program year				\$	44,590.18
30. Adjustments to compute total PS obligations				\$	11,990.72
31. Total PS obligations (line 27 + line 28 - line 29 + line 30)				\$	2,187,554.88
32. Entitlement grant amount (from line 2)				\$	14,720,740.00
33. Prior year program income (IDIS generated number)				\$	900,714.75
34. Adjustments to compute total subject to PS Cap				\$	(53,798.93)
35. Total subject to PS Cap (sum of line 32 - 34)				\$	15,567,655.82
36. Percent funds obligated for public service activities (line 31 divided by line 35)					14.05%
Part VI: Planning and Program Administration Cap Calculation					
37. Disbursed in IDIS for Planning/Administration				\$	2,892,476.73
38. PA unliquidated obligations at end of current program year				\$	-
39. PA unliquidated obligations at end of previous program year				\$	41,589.15
40. Adjustments to compute total PA obligations				\$	18,103.03
41. Total PA obligations (line 37 + line 38 - line 39 + line 40)				\$	2,868,990.61
42. Entitlement grant amount (from line 2)				\$	14,720,740.00
43. Current year program income (IDIS generated number)				\$	1,147,827.19
44. Adjustments to compute total subject to PA Cap				\$	1,815,396.55
45. Total subject to PA Cap (sum of line 42 - 44)				\$	17,683,963.74
46. Percent funds obligated for PA activities (line 41 divided by line 45)					16.22%

FY 2012-13 CAPER - Financial Summary

Part I: Summary of CDBG Resources

1	Unexpended CDBG Funds at End of Previous Program Year -	14,589,163.44
	Number came from line #16 of the FY2011-12 CAPER. Includes prior year entitlement that remains as well as prior year program income reported as being received and still available (whether entered into IDIS or not)	
2	Entitlement Grant -	14,720,740.00
	This amount came from the FY 2012-13 Action Plan (Application for Federal Assistance).	
3	Surplus Urban Renewal -	0.00
	This line is not applicable for City during FY 2012-13	
4	Section 108 Guaranteed Loan Funds -	0.00
	No drawdowns of Section 108 funds during FY 2012-13	
5	Current Year Program Income -	1,147,827.19
	IDIS generated number. (all numbers below were "received" in IDIS during FY12-13)	
	City retained PI collected and receipted in IDIS during FY12-13	487,917.13
	Section 108-Intown collected and receipted in IDIS during FY12-13	0.00
	SDDC PI from FY2011-12 and FY 2012-13 receipted in IDIS during FY12-13	659,910.06
	Total	1,147,827.19
6	Returns -	0.00
	Repayments to HUD during FY2012-13	
7	Adjustment to Compute Total Available -	1,815,396.55
	An adjustment is needed to reconcile FY12-13 program income recognized by IDIS vs. actual receipts per AMS.	
	City retained PI collected in FY11-12, reported in 11-12 CAPER, receipted in IDIS after October 1, 2012	(99,957.26)
	City retained PI collected in FY12-13, receipted in IDIS after October 1, 2013	1,892,834.09
	SDDC retained PI collected in FY11-12, reported in 11-12 CAPER, receipted in IDIS after October 1, 2012	(130,847.43)
	SDDC retained PI collected in FY12-13, receipted in IDIS after October 1, 2013	153,367.15
	Adjustment to reconcile variance in FY12-13 LOCC Reconciliation. Variance due to rounding of dollar amounts.	
	Total	1,815,396.55

8 Total Available	32,273,127.18
Sum of line #1 to line #7.	

Part II: Summary of CDBG Expenditures

Disbursements Other Than Section 108 Repayments And 9 Planning/Administration -	13,451,597.25
IDIS generated number.	

Adjustments To Compute Total Amount Subject To Low/Mod 10 Benefit -	0.00
--	-------------

Financial Status Report according to City's accounting system	15,655,643.29
Amount on FSR but not drawn per management (Act # 11205 \$915.88; Act # 11609 \$17,522.74; Act #11588 \$11,650.59)	(30,089.21)
Corrected overdraw from prior year draw -- Activity #11430 with Activity #4688	(17,276.09)
Expenses for FY2011-12 that occurred during 13th accounting period, not included in FY2010-11 CAPER, not included in Financial Status Report, revisions made after 9/30/12	282,225.21
Less amount expended for Planning/Administration according to City's accounting system.	(2,892,476.73)
Less amount expended for Section 108 Repayments according to City's accounting system.	
Plus expenditures by sub-recipient (SDDC) that are not reflected in the City's accounting system (recorded in IDIS 1-30-13)	91,161.60
Plus expenditures by sub-recipient (SDDC) that are not reflected in the City's accounting system (recorded in IDIS 04-29-13)	127,523.03
Plus expenditures by sub-recipient (SDDC) that are not reflected in the City's accounting system (recorded in IDIS 07-18-13)	139,577.58
Plus expenditures by sub-recipient (SDDC) that are not reflected in the City's accounting system (recorded in IDIS 12-16-13)	95,308.57
Amount subject to L/M Benefit	13,451,597.25
Amount identified in Line #9 per IDIS.	13,451,597.25

Amount of adjustment for Line #10	0.00
-----------------------------------	------

11 Amount Subject to Low/Mod Benefit (Line 09 + Line 10)	13,451,597.25
Line #9 + Line #10	

12 Disbursed in IDIS for Planning/Administration	2,892,476.73
IDIS generated number.	

13 Disbursed in IDIS for Section 108 Repayments	0.00
IDIS generated number.	

14 Adjustments to Compute Total Expenditures**0.00**

City's accounting system amount expended for Planning/Administration.	2,892,476.73
IDIS generated amount expended for Planning/Administration.	(2,892,476.73)
Amount (overstated)/understated by IDIS	0.00

City's accounting system amount expended for Section 108 Repayments.	0.00
IDIS generated amount expended for Section 108 Repayments.	0.00
Amount (overstated)/understated by IDIS	0.00

Amount understated by IDIS for Planning/Administration	0.00
Amount overstated by IDIS for Section 108 Repayments	0.00
Amount of adjustment required	0.00

15 Total Expenditures (Sum, Lines 11-14)**16,344,073.98**

Sum of Line #11 to Line #14	
-----------------------------	--

16 Unexpended Balance (Line 08- Line 15)**15,929,053.20**

Line #8 minus Line #15.	
-------------------------	--

Part III: Low/Mod Benefit This Reporting Period

17 Expended for Low/Mod Housing in Special Areas		0.00
<hr/>		
IDIS generated number.		
<hr/>		
18 Expended for Low/Mod Multi-Unit Housing		0.00
<hr/>		
Amount according to City's accounting system of expenditures for rental housing preservation projects.		
<hr/>		
19 Disbursed for Other Low/Mod Activities		13,451,597.25
<hr/>		
IDIS generated number.		
<hr/>		
20 Adjustment to Compute Total Low/Mod Credit		0.00
<hr/>		
Amount from and documented above for Line #11.	13,451,597.25	
<hr/>		
Less: 'All activities reported in CAPER have national objective of LMA/LMC/LMJ therefore this section is not applicable	0.00	
<hr/>		
Less amount expended for Low/Mod Multi-Unit Housing from Line #18.	0.00	
<hr/>		
Less amount per IDIS on Line #19.	(13,451,597.25)	
<hr/>		
Amount of adjustment required.	0.00	
<hr/>		
21 Total Low/Mod Credit (Sum, Lines 17-20)		13,451,597.25
<hr/>		
Sum of Line #17 to Line #20.		
<hr/>		
22 Percent Low/Mod Credit (Line 21/Line 11)		100.00%
<hr/>		
Calculation of Line #21 divided by Line #11.		
<hr/>		

Part IV: Low/Mod Benefit For Multi-Year Certifications

City of Dallas certifies LM benefit on an annual basis, not a multi-year basis; therefore, Line #23 to Line #26 are not applicable to City of Dallas.

23 Program Year (PY) Covered in Certifications		
<hr/>		
Cumulative Net Expenditures Subject To Low/Mod Benefit		
24 Calculation		0.00
<hr/>		
25 Cumulative Expenditures Benefiting Low/Mod Persons		0.00
<hr/>		
26 Percent Benefit to Low/Mod Persons (Line 25 / Line 24)		0.00%
<hr/>		

Part V: Public Service (PS) CAP Calculations

27 Disbursed in IDIS for Public Services		2,220,154.34
<hr/>		
IDIS generated number.		
<hr/>		
28 PS Unliquidated Obligations at End of Current Program Year		0.00
<hr/>		
IDIS generated number.		
<hr/>		
29 PS Unliquidated Obligations at End of Previous Program Year		44,590.18
<hr/>		
Amount of encumbered funds at the end of the previous program year.		
Amount taken from FY2011-12 CAPER PS cap calculation attachment.		
<hr/>		
30 Adjustments to Compute Total PS Obligations		11,990.72
<hr/>		
Amount of funds expended for Public Service activities according to City's accounting system	2,220,154.34	
Public Service expenditures according to IDIS Line #27.	(2,220,154.34)	
Current year unliquidated obligations per City's accounting system.	11,990.72	
Amount of adjustment required	11,990.72	
<hr/>		
31 Total PS Obligations (Line 27 + Line 28 - Line 29 + Line 30)		2,187,554.88
<hr/>		
Sum of Line #27, #28, & #30 minus Line 29.		
<hr/>		
32 Entitlement Grant		14,720,740.00
<hr/>		
Same as Line #2.		
<hr/>		
33 Prior Year Program Income		900,714.75
<hr/>		
IDIS generated number.		
<hr/>		
34 Adjustment to Compute Total Subject to PS CAP		(53,798.93)
<hr/>		
Amount of program income recorded in prior year CAPER PS cap calculation. Amount taken from FY2012-13 CAPER PS cap calculation attachment.		
FY2011-12 Sub-recipient program income	550,781.11	
FY2011-12 City retained program income	296,134.71	
FY2011-12 Section 108 program income	0.00	
Total prior year program income	846,915.82	
<hr/>		
Less amount generated per IDIS on Line #33.	(900,714.75)	
Amount of adjustment required	(53,798.93)	
<hr/>		
35 Total Subject to PS Cap (Sum, Lines 32-34)		15,567,655.82
<hr/>		
Sum of Line #32 to Line #34.		
<hr/>		
36 Percent Funds Obligated for PS Activites (Line 31/Line 35)		14.05%
<hr/>		
Line #31 divided by Line #35.		

Part VI: Planning And Administration (PA) CAP

37 Disbursed in IDIS for Planning/Administration	2,892,476.73
IDIS generated number.	
38 PA Unliquidated Obligations at End of Current Program Year	0.00
IDIS generated number.	
39 PA Unliquidated Obligations at End of Previous Program Year	41,589.15
Amount of encumbered funds at the end of the previous program year. Amount taken from FY2011-12 CAPER PA cap calculation attachment.	
40 Adjustment to Compute Total PA Obligations	18,103.03
Amount of funds expended for Planning/Administration according to City's accounting system	2,892,476.73
Planning/Administration expenditures according to IDIS line # 37	(2,892,476.73)
Current year unliquidated obligations per City's accounting system	18,103.03
Amount of adjustment required	18,103.03
41 Total PA Obligations (Line 37+ Line 38 - Line 39 + Line 40)	2,868,990.61
Sum of Line #37, #38, & #40 minus Line 39.	
42 Entitlement Grant	14,720,740.00
Same as Line #2.	
43 Current Year Program Income	1,147,827.19
IDIS generated number.	
44 Adjustment to Compute Total Subject to PA CAP	1,815,396.55
Same adjustment for current year program income as required and documented in Line #7 above.	
45 Total Subject to PA CAP (Sum, Lines 42 - 44)	17,683,963.74
Sum of Line #42 to Line #44.	
46 Percent Funds Obligated for PA Activities (Line 41/Line 45)	16.22%
Calculation of Line #41 divided by Line #45.	

City of Dallas

PY 2012 CAPER Adjustments

5. Current Year Program Income

City Retained PI collected and receipted in IDIS in FY2012-13	487,917.13
Section 108 In-town PI collected and receipted in IDIS during FY2012-13	0.00
SDDC PI from FY 2010-11 and FY 2011-12 receipted in IDIS in FY2012-13	<u>659,910.06</u>
Total PI Received	1,147,827.19

7. Adjustment to Total Program Income Available

City retained PI collected in FY2011-12, reported in FY 2011-12 CAPER, receipted in IDIS after October 1, 2012	(99,957.26)
City retained PI collected in FY2011-12, receipted in IDIS after October 1, 2012	1,892,834.09
SDDC retained PI collected in FY2011-12, reported in FY 2011-12 CAPER, receipted in IDIS after October 1, 2012	(130,847.43)
SDDC retained PI collected FY2012-13, receipted in IDIS after October 1, 2013	153,367.15
Adjustment to reconcile variance in FY12-13 LOCC Reconciliation. Variance due to rounding of dollar amounts	<u>0.00</u>
Total Adjustment to Program Income Available	1,815,396.55

10. Adjustment to Compute Total Amount Subject to Low/Mod Benefit

Financial Status Report according to City' accounting system (see attached FSR)	15,655,643.29
Amount on FSR but not drawn per management (Act # 11205 \$915.88; Act # 11609 \$17,522.74; Act #11588 \$11,650.59). Corrected overdraw from prior year draw -- Activity #11430 with Activity #4688 (\$17,276.09)	(47,365.30)
Expenses for FY2011-12 that occurred during 13th accounting period (after the 12th period close reflected in FSR) and were not included in FY2011-12 CAPER. Draws for expenses were made after October 1, 2012.	282,225.21
Less amount expended for Planning/Administration according to City's accounting system.	(2,892,476.73)
Less amount expended for Section 108 Repayments according to City's accounting system.	0.00
Plus FY12-13 expenditures by sub-recipient (SDDC) that are not reflected in the City's accounting system	<u>358,262.21</u>
Amount subject to L/M Benefit	13,356,288.68
Disbursements Other than Section 108 Repayments and Planning/Administration per IDIS.	<u>13,451,597.25</u>
Adjustment to Compute Total Amount Subject to Low/Mod Benefit	(95,308.57)

City of Dallas

**PY 2012 CAPER
Adjustments, cont.**

<u>14. Adjustment to Compute Total Expenditures</u>	
City's accounting system amount expended for Planning/Administration.	2,892,476.73
Less IDIS generated amount expended for Planning/Administration.	<u>(2,892,476.73)</u>
Amount understated by IDIS for Planning/Administration	0.00
City's accounting system amount expended for Section 108 Repayments.	0.00
Less IDIS generated amount expended for Section 108 Repayments.	<u>0.00</u>
Amount understated by IDIS for Section 108 Repayments	0.00
Adjustment to Compute Total Expenditures	0.00
<u>20. Adjustment to Compute Total Low/Mod Credit</u>	
Amount Subject to Low/Mod Benefit (Line #11 Financial Summary).	13,451,597.25
Less: all activities reported in CAPER have a national objective of LMA/LMC/LMJ therefore this section is not applicable	0.00
Less amount expended for Low/Mod Multi-Unit Housing per City's accounting system (Line #18 Financial Summary)	0.00
Less amount per IDIS (Line #19 Financial Summary)	<u>(13,451,597.25)</u>
Adjustment to Compute Total Low/Mod Credit	0.00
<u>30. Adjustment to Compute Total PS Obligations</u>	
Amount of funds expended for Public Service activities according to City's accounting system	2,220,154.34
Less amount for PS expenditures per IDIS (Line #27 Financial Summary)	(2,220,154.34)
Current year unliquidated obligations per City's accounting system.	<u>11,990.72</u>
Adjustment to Compute Total PS Obligations	11,990.72

City of Dallas

**PY 2012 CAPER
Adjustments, cont.**

34. <u>Adjustment to Compute Total Subject to PS Cap</u>	
FY 2011-12 Sub-recipient program income	550,781.11
FY 2011-12 City retained program income	296,134.71
FY 2011-12 Section 108 program income	<u>0.00</u>
Total prior year program income	846,915.82
Less amount generated per IDIS (Line #33 Financial Summary)	<u>(900,714.75)</u>
Adjustment to Compute Total Subject to PS Cap	(53,798.93)
40. <u>Adjustment to Compute Total PA Obligations</u>	
City's accounting system amount expended for Planning/Administration.	2,892,476.73
Less amount for PA expenditures per IDIS (Line #37 Financial Summary)	(2,892,476.73)
Current year unliquidated obligations per City's accounting system.	<u>18,103.03</u>
Adjustment to Compute Total PA Obligations	18,103.03
44. <u>Adjustment to Compute Total Subject to PA Cap</u>	
Current year program income adjustment (Line #7 Financial Summary)	<u>1,815,396.55</u>
Adjustment to Compute Total Subject to PA Cap	1,815,396.55

**City of Dallas
LOCCS Reconciliation - PY 2012**

Unexpended CDBG Funds (from line 16)		15,929,053.20
LOC Balance as of 9/30/13		
CDBG Entitlement	15,799,174.95	
LOC Balance	15,799,174.95	15,799,174.95
Plus: Cash on Hand		
City CDBG Program Income as of 9/30/13- Cash with Treasury (city) for CDBG program income funds (excludes negative balance for CD project funds since negative cash balance should be reflective of cash due to the funds for project expenses that occurred prior to 10/1/13)	1,892,834.09	
Revolving Fund Cash Balance - Income received by SDDC and shown in IDIS balance on 9/30/13, but not included in LOC balance	670,151.42	
Total Cash on Hand		2,562,985.51
Less: Liabilities		
Draws made after 9/30/13 marked as prior year draws for expenses reported in the FY2012-13 CAPER*	(2,433,106.96)	
Total Liabilities		(2,433,106.96)
LOC + Cash on Hand - Liabilities		15,929,053.50
Adjusted (LOC + Cash on Hand - Liabilities)		15,929,053.50
Unreconcilable Variance in FY 2011-12 CAPER		(0.30)

City of Dallas Unprogrammed Funds Calculation - PY 2012

Amount of funds available during the reporting period		32,273,127.18
From Line #8 of CAPER		
Income expected but not yet realized		0.00
Program Income budgeted to receive during FY2012-13	(435,000.00)	
Program Income actually received during FY2012-13	2,280,793.96	
Section 108 transfer from General Fund not required therefore not realized	0.00	
Variance - Reported in CAPER and included in Line #8 as shown above	1,845,793.96	
Sub-total		32,273,127.18
Less total budgeted amount		28,709,903.44
FY2012-13 Adopted CDBG Budget	16,055,877.00	
Less: Reprogrammed funds adopted with FY2012-13 Budget and RL projected PI	(1,935,137.00)	
Prior Year Unspent Funds (FY2011-12 & Prior) - from Line #1 of CAPER	14,589,163.44	
Total	28,709,903.44	
Unprogrammed balance		3,563,223.74

Any funds that are currently "unprogrammed" will be included in future budget processes including citizen input, Community Development Commission input and adoption by the City Council for a specified purpose.

FY 2012-13 Low/Mod Benefit including Section 108

CDBG Low/Mod Benefit from Financial Summary Line #11.	13,451,597.25	
Section 108 expenditures	5,076,758.82	
Section 108 for Low/Mod Benefit	5,076,758.82	
Section 108 for Slum/Blight	0.00	
Section 108 for Urgent Need	0.00	
Low/Mod Benefit including Section 108		100.00%



3c) FINANCIAL STATUS REPORT



**2012 CAPER, CITY OF DALLAS
COMMUNITY DEVELOPMENT BLOCK GRANT SPENDING DETAIL
DETAILED BY HUD'S ACTIVITY/CITY'S ACCOUNT**

City of Dallas				HUD		1	2	3	4	5	6 (1-4-5=6)	
#	Dept	Fund	Unit	Activity No.	Matrix Code	Project Activity	Budget	September 2012 13th Period Expenses	Fiscal YTD Expenditures	ITD Expenditures	Obligated / Under Contract	Unobligated / Not Under Contract
City Attorney												
1	ATT	CD11	702D	11206	05C	South Dallas/Fair Park Community Court	\$294,397	\$0	\$872	\$294,397	\$0	\$0
2	ATT	CD12	851E	11585	05C	South Dallas/Fair Park Community Court	\$253,225	\$0	\$253,225	\$253,225	\$0	\$0
3	ATT	CD11	703D	11207	05C	South Oak Cliff Community Court	\$268,544	\$0	\$1,629	\$268,544	\$0	\$0
4	ATT	CD12	852E	11586	05C	South Oak Cliff Community Court	\$241,013	\$0	\$228,868	\$228,868	\$1,972	\$10,173
5	ATT	11R1	759D	11431	05C	West Dallas Community Court	\$117,986	\$0	\$6,924	\$117,986	\$0	\$0
6	ATT	CD11	758D	11255	05C	West Dallas Community Court	\$78,535	\$0	\$0	\$78,535	\$0	\$0
7	ATT	CD12	853E	11587	05C	West Dallas Community Court	\$197,662	\$0	\$191,783	\$191,783	\$0	\$5,879
Total City Attorney							\$1,451,362	\$0	\$683,302	\$1,433,339	\$1,972	\$16,052
Code Compliance												
8	CCS	CD12	854E	11607	15	Dedicated SAFEII Expansion-Code Compliance	\$96,000	\$0	\$96,000	\$96,000	\$0	\$0
9	CCS	CD11	705D	11235	15	Neighborhood Investment Program -Code Compliance	\$484,518	\$0	\$7,645	\$484,518	\$0	\$0
10	CCS	CD12	855E	11610	15	Neighborhood Investment Program-Code Compliance	\$484,518	\$0	\$452,041	\$452,041	\$0	\$32,477
Total Code Compliance							\$1,065,036	\$0	\$555,685	\$1,032,559	\$0	\$32,477
Dallas Fire Department												
11	DFD	CD12	857E	11608	15	Dedicated SAFEII Expansion Code Inspection -DFD	\$70,538	\$0	\$70,538	\$70,538	\$0	\$0
Total Dallas Fire Department							\$70,538	\$0	\$70,538	\$70,538	\$0	\$0
Dallas Police Dept												
12	DPD	CD11	708D	11200	05A	City Crisis Assistance	\$195,761	\$1,656	\$166	\$195,761	\$0	\$0
13	DPD	CD12	863E	11583	05A	City Crisis Assistance	\$197,662	\$0	\$197,662	\$197,662	\$0	\$0
14	DPD	CD11	707D	11234	15	Dedicated SAFE II Expansion Code Inspection-DPD	\$64,970	(\$802)	\$722	\$64,970	\$0	\$0
15	DPD	CD12	858E	11609	15	Dedicated SAFEII Expansion Code Inspection -DPD	\$74,657	\$0	\$37,095	\$37,095	\$2,216	\$35,345
Total Dallas Police Dept							\$533,050	\$854	\$235,645	\$495,488	\$2,216	\$35,345
Environmental & Health Service												
16	EHS	0CD7	0842	3065	03M	E's Haven Academy Renovation and Expansion	\$82,869	\$0	\$0	\$82,869	\$0	\$0
Total Environmental & Health Service							\$82,869	\$0	\$0	\$82,869	\$0	\$0

**2012 CAPER, CITY OF DALLAS
COMMUNITY DEVELOPMENT BLOCK GRANT SPENDING DETAIL
DETAILED BY HUD'S ACTIVITY/CITY'S ACCOUNT**

City of Dallas				HUD			1	2	3	4	5	6
#	Dept	Fund	Unit	Activity No.	Matrix Code	Project Activity	Budget	September 2012 13th Period Expenses	Fiscal YTD Expenditures	ITD Expenditures	Obligated / Under Contract	Unobligated / Not Under Contract
Housing/Community Services												
17	HOU	CD10	433C	10892	05F	Adolescent Substance Abuse-Inpatient	\$64,680	\$0	\$0	\$64,680	\$0	\$0
18	HOU	09R1	631B	10721	08	Bexar Street Mixed-Used Project	\$475,800	\$0	\$63,650	\$321,230	\$0	\$154,570
19	HOU	03R2	481C	6189	18C	Business Development Program	\$317,743	\$0	\$64,243	\$317,743	\$0	\$0
20	HOU	0R04	482C	7018	18A	Business Development Program	\$317,351	\$0	\$76,771	\$295,466	\$3,463	\$18,422
21	HOU	0R00	483C	11244	18B	Business Incentive Program	\$180,813	\$0	\$32,500	\$50,500	\$7,500	\$122,813
22	HOU	CD11	723D	0	05L	Child Care Services Program	\$210,789	\$0	\$0	\$210,789	\$0	\$0
23	HOU	CD12	861E	0	05L	Child Care Services Program	\$189,129	\$0	\$169,129	\$169,129	\$0	\$20,000
24	HOU	CD11	724D	11197	05L	City Child Care Services Program	\$276,514	\$440	\$2,079	\$276,514	\$0	\$0
25	HOU	CD12	862E	11581	05L	City Child Care Services Program	\$237,636	\$0	\$237,636	\$237,636	\$0	\$0
26	HOU	CD11	725D	11201	05A	City Office of Senior Affairs	\$157,751	\$0	\$808	\$157,751	\$0	\$0
27	HOU	CD12	864E	11584	05A	City Office of Senior Affairs	\$137,504	\$0	\$137,504	\$137,504	\$0	\$0
28	HOU	CD12	865E	11582	05M	Clinical Dental Care Program	\$100,000	\$0	\$99,982	\$99,982	\$0	\$18
29	HOU	CD10	493C	11737	12	Community Based Development Corp-EDCO	\$500,000	\$0	\$102,489	\$102,489	\$397,511	\$0
30	HOU	CD11	763D	11738	12	Community Based Development Corp-EDCO	\$300,000	\$0	\$0	\$0	\$300,000	\$0
31	HOU	CD10	491C	11564	12	Community Based Development Corporation	\$200,000	\$0	\$31,974	\$71,896	\$128,104	\$0
32	HOU	CD09	648B	10532	12	Community Based Development Organization (CBDO)	\$700,000	\$0	\$64,035	\$631,632	\$68,368	\$0
33	HOU	CD12	866E	11601	12	Community Based Development Organization (CBDO)	\$300,000	\$0	\$0	\$0	\$0	\$300,000
34	HOU	CD10	436C	10984	05A	Geriatric Health Services	\$118,028	\$0	\$0	\$118,028	\$0	\$0
35	HOU	CD10	424C	10956	14H	Housing Assistance Support	\$1,718,677	\$0	\$195	\$1,718,677	\$0	\$0
36	HOU	CD11	714D	11227	14H	Housing Assistance Support	\$1,721,943	\$781	\$17,200	\$1,721,943	\$0	\$0
37	HOU	CD12	867E	11602	14H	Housing Assistance Support	\$1,816,099	\$0	\$1,816,062	\$1,816,062	\$38	\$0
38	HOU	CD12	868E	11627	21A	Housing Contract Administration	\$505,474	\$0	\$395,131	\$395,131	\$0	\$110,343
39	HOU	CD11	715D	11209	14H	Housing Development Support	\$996,048	\$935	\$10,447	\$942,186	\$0	\$53,861
40	HOU	CD12	869E	11591	14H	Housing Development Support	\$1,169,179	\$0	\$778,221	\$778,221	\$65,440	\$325,518
41	HOU	CD11	716D	11252	21A	Housing Management Support (P/PO)	\$785,099	\$0	\$9,621	\$785,099	\$0	\$0
42	HOU	CD12	870E	11628	21A	Housing Management Support (P/PO)	\$730,167	\$0	\$694,635	\$694,635	\$1,431	\$34,101
43	HOU	CD12	958E	11763	14H	Housing Service Program - SFCDC	\$13,842	\$0	\$11,703	\$11,703	\$2,140	\$0
44	HOU	CD12	956E	11760	14H	Housing Service Program-CSCDC	\$2,000	\$0	\$2,000	\$2,000	\$0	\$0
45	HOU	06R2	8675	9600	13	Housing Services Program	\$100,000	\$0	\$853	\$100,000	\$0	\$0
46	HOU	CD08	303A	9876	13	Housing Services Program	\$100,000	\$0	\$4,585	\$100,000	\$0	\$0
47	HOU	CD09	646B	10381	13	Housing Services Program	\$100,000	\$0	\$7,514	\$100,000	\$0	\$0
48	HOU	CD12	959E	11762	14H	Housing Services Program	\$13,842	\$0	\$13,842	\$13,842	\$0	\$0

**2012 CAPER, CITY OF DALLAS
COMMUNITY DEVELOPMENT BLOCK GRANT SPENDING DETAIL
DETAILED BY HUD'S ACTIVITY/CITY'S ACCOUNT**

City of Dallas				HUD		1	2	3	4	5	6	
#	Dept	Fund	Unit	Activity No.	Matrix Code	Project Activity	Budget	September 2012 13th Period Expenses	Fiscal YTD Expenditures	ITD Expenditures	Obligated / Under Contract	Unobligated / Not Under Contract
Housing/Community Services												
49	HOU	CD11	822D	11756	14H	Housing Services Program - BOHCDC	\$2,363	\$0	\$2,363	\$2,363	\$0	\$0
50	HOU	CD12	955E	11759	14H	Housing Services Program - BOHCDC	\$8,315	\$0	\$8,315	\$8,315	\$0	\$0
51	HOU	CD11	819D	11567	13	Housing Services Program - CWDCDC	\$7,500	\$0	\$7,500	\$7,500	\$0	\$0
52	HOU	CD11	818D	11566	13	Housing Services Program - EDCO	\$17,642	\$0	\$17,642	\$17,642	\$0	\$0
53	HOU	CD11	820D	11568	13	Housing Services Program - SDFP/ICDC	\$9,642	\$0	\$9,642	\$9,642	\$0	\$0
54	HOU	CD11	817D	11565	13	Housing Services Program - SFCDC	\$11,099	\$0	\$4,507	\$11,099	\$0	\$0
55	HOU	CD12	957E	11761	14H	Housing Services Program-EDCO	\$12,000	\$0	\$12,000	\$12,000	\$0	\$0
56	HOU	CD11	728D	11251	21A	Housing/Community Services-Contract Monitoring (P/PO)	\$461,173	\$0	\$749	\$461,146	\$0	\$27
57	HOU	11RP	916E	11496	14A	Major Systems Repair Program	\$300,000	\$0	\$297,202	\$297,202	\$2,643	\$155
58	HOU	12RP	257F	11783	14A	Major Systems Repair Program	\$773,873	\$0	\$86,132	\$86,132	\$188,779	\$498,962
59	HOU	CD09	645B	10365	14A	Major Systems Repair Program	\$1,498,372	\$1,255	\$295	\$1,498,372	\$0	\$0
60	HOU	CD10	428C	10957	14A	Major Systems Repair Program	\$1,501,500	\$5,184	\$24,755	\$1,498,763	\$1,244	\$1,492
61	HOU	CD11	718D	11228	14A	Major Systems Repair Program	\$2,104,848	\$5,913	\$697,551	\$1,999,215	\$79,625	\$26,008
62	HOU	CD12	872E	11603	14A	Major Systems Repair Program	\$1,233,761	\$0	\$1,088,913	\$1,088,913	\$138,756	\$6,092
63	HOU	11R1	760D	11430	13	Mortgage Assistance Program	\$1,000,000	\$78,000	\$79,365	\$868,522	\$131,478	\$0
64	HOU	11RP	917E	11497	13	Mortgage Assistance Program	\$535,137	\$0	\$379,200	\$379,200	\$147,081	\$8,856
65	HOU	CD12	873E	11592	13	Mortgage Assistance Program	\$1,264,863	\$0	\$412,570	\$412,570	\$28,122	\$824,171
66	HOU	CD10	485C	11289	03	NEP-Bexar Street Phase I	\$44,220	\$4,309	\$3,231	\$36,679	\$0	\$7,541
67	HOU	CD10	486C	11288	03	NEP-Bexar Street Phase I	\$25,000	\$0	\$1,088	\$20,812	\$0	\$4,188
68	HOU	CD11	806D	11296	03	NEP-Dolphin Heights Improvements	\$25,000	\$0	\$15,155	\$25,000	\$0	\$0
69	HOU	CD10	489C	11291	03	NEP-Ideal Rochester Improvements	\$15,966	\$8,334	\$7,632	\$15,966	\$0	\$0
70	HOU	CD10	488C	11290	03	NEP-Jubilee/Frazier Improvements	\$15,967	\$0	\$15,967	\$15,967	\$0	\$0
71	HOU	CD08	306A	9852	03	NEP-Neighborhood Enhancement Program	\$250,000	\$2,290	\$81,611	\$240,087	\$5,290	\$4,623
72	HOU	CD09	647B	10370	03	NEP-Neighborhood Enhancement Program	\$280,000	\$50	\$136,069	\$263,955	\$5,383	\$10,662
73	HOU	CD12	952E	11631	03	NEP-South Dallas /Fair Park Enhancements	\$10,000	\$0	\$6,729	\$6,729	\$0	\$3,271
74	HOU	CD12	953E	11632	03	NEP-South Dallas/Ideal-Rochester Park Enhancements	\$10,000	\$0	\$0	\$0	\$0	\$10,000
75	HOU	CD12	874E	11621	03	NEP-West Dallas Enhancements	\$5,000	\$0	\$0	\$0	\$0	\$5,000
76	HOU	CD10	490C	11292	03	NEP-West Dallas Improvements	\$14,111	\$0	\$13,848	\$13,848	\$0	\$262
77	HOU	CD11	809D	11294	03	NIP-Bexar Street Phase I	\$200,000	\$0	\$149,302	\$149,302	\$23,960	\$26,738
78	HOU	CD10	487C	11284	03	NIP-Ideal/Rochester Park Street Improvements	\$264,924	\$34,932	\$41,428	\$77,176	\$81,388	\$106,361
79	HOU	06R2	8676	9771	03K	NIP-Neighborhood Investment Program-Infrastructure	\$925,000	\$0	\$103,906	\$765,722	\$3,175	\$156,103
80	HOU	08RP	682B	10397	03	NIP-Neighborhood Investment Program-Infrastructure	\$1,494,154	\$0	\$133,314	\$1,257,225	\$41,625	\$195,304

**2012 CAPER, CITY OF DALLAS
COMMUNITY DEVELOPMENT BLOCK GRANT SPENDING DETAIL
DETAILED BY HUD'S ACTIVITY/CITY'S ACCOUNT**

City of Dallas				HUD		1	2	3	4	5	6 (1-4-5=6)	
#	Dept	Fund	Unit	Activity No.	Matrix Code	Project Activity	Budget	September 2012 13th Period Expenses	Fiscal YTD Expenditures	ITD Expenditures	Obligated / Under Contract	Unobligated / Not Under Contract
Housing/Community Services												
81	HOU	CD08	307A	9856	03	NIP-Neighborhood Investment Program-Infrastructure	\$678,971	\$28,963	\$13,445	\$645,028	\$13,445	\$20,497
82	HOU	CD09	650B	10516	03	NIP-Neighborhood Investment Program-Infrastructure	\$210,217	\$16,328	\$29,810	\$158,833	\$51,384	\$0
83	HOU	03R3	2574	6209	03	NIP-Neighborhood Investment Program-Public Improvement	\$1,639,187	\$1,732	\$0	\$1,639,187	\$0	\$0
84	HOU	CD04	2657	7022	03	NIP-Neighborhood Investment Program-Public Improvement	\$2,804,225	\$2,355	\$0	\$2,804,225	\$0	\$0
85	HOU	CD05	4371	7774	03	NIP-Neighborhood Investment Program-Public Improvement	\$1,500,000	\$630	\$0	\$1,500,000	\$0	\$0
86	HOU	CD06	3963	8501	03	NIP-Neighborhood Investment Program-Public Improvement	\$1,000,000	\$818	\$0	\$1,000,000	\$0	\$0
87	HOU	09RP	400C	10811	03	NIP-Neighborhood Investment Program-Reprogram	\$1,000,000	\$0	\$243,237	\$982,899	\$0	\$17,101
88	HOU	10RP	807D	11286	03	NIP-North Oak Cliff Improvements	\$1,500,000	\$0	\$412,339	\$479,107	\$6,770	\$1,014,123
89	HOU	CD12	951E	11633	03	NIP-South Dallas/Ideal -Rochester Park Improvements	\$100,000	\$0	\$0	\$0	\$0	\$100,000
90	HOU	10RP	804D	11287	03	NIP-Spring Avenue Infrastructure	\$219,511	\$0	\$16,680	\$16,680	\$0	\$202,831
91	HOU	CD10	484C	11285	03	NIP-Spring Avenue Infrastructure	\$1,500,000	\$0	\$196,250	\$196,250	\$1,300,514	\$3,237
92	HOU	CD11	805D	11293	03	NIP-Spring Avenue Infrastructure	\$334,216	\$0	\$157	\$157	\$259,990	\$74,069
93	HOU	CD12	875E	11622	03	NIP-West Dallas Enhancements	\$432,769	\$0	\$0	\$0	\$0	\$432,769
94	HOU	CD10	440C	10899	05	Offender Re-entry Program (HOU)	\$130,041	\$0	\$0	\$130,041	\$0	\$0
95	HOU	CD11	727D	11205	05	Offender Re-entry Program (HOU)	\$110,000	\$0	\$6,475	\$104,986	\$0	\$5,014
96	HOU	CD12	876E	11588	05	Offender Re-Entry Program (HOU)	\$94,534	\$0	\$62,222	\$62,222	\$0	\$32,312
97	HOU	CD10	431C	10960	14A	People Helping People- Volunteer Home Repair	\$1,242,127	\$3,802	\$61,683	\$1,037,690	\$0	\$204,437
98	HOU	CD11	721D	11231	14A	People Helping People- Volunteer Home Repair	\$1,242,127	\$12,548	\$145,260	\$929,142	\$86,743	\$226,242
99	HOU	CD12	877E	11606	14A	People Helping People-Volunteer Home Repair	\$840,147	\$0	\$785,050	\$785,050	\$13,781	\$41,316
100	HOU	CD11	731D	11247	03E	Public Improvement for Non-Profits	\$85,000	\$0	\$0	\$0	\$0	\$85,000
101	HOU	CD12	878E	11623	03E	Public Improvement for Non-Profits	\$100,000	\$0	\$98	\$98	\$0	\$99,902
102	HOU	12R1	954E	11733	14H	Reconstruction/ Program	\$400,000	\$0	\$0	\$0	\$309,000	\$91,000
103	HOU	08R3	378A	10175	14A	Reconstruction/SHARE Program	\$335,554	\$0	\$7,710	\$335,554	\$0	\$0
104	HOU	09R1	653B	10713	14A	Reconstruction/SHARE Program	\$1,474,200	\$0	\$1,691	\$1,379,811	\$93,400	\$989
105	HOU	CD08	304A	9882	14A	Reconstruction/SHARE Program	\$2,281,740	\$0	\$68,981	\$2,264,577	\$17,163	\$0
106	HOU	CD10	423C	10954	01	Residential Development Acquisition Loan Program	\$478,509	\$0	\$0	\$0	\$0	\$478,509
107	HOU	CD11	712D	11225	01	Residential Development Acquisition Loan Program	\$228,509	\$0	\$149,790	\$149,790	\$0	\$78,719
108	HOU	CD12	879E	11600	01	Residential Development Acquisition Loan Program	\$500,000	\$0	\$0	\$0	\$0	\$500,000
109	HOU	11RP	918E	11498	01	Residential Development Acquisition Loan Program	\$500,000	\$0	\$0	\$0	\$0	\$500,000
110	HOU	CD11	821D	11680	01	Residential Development Loan Program -EVERgreen	\$521,491	\$0	\$0	\$0	\$312,686	\$208,805
111	HOU	CD10	443C	0	05A	Senior Services Program	\$82,550	\$0	\$0	\$82,550	\$0	\$0
112	HOU	CD11	729D	0	05A	Senior Services Program	\$80,490	\$0	\$2,754	\$80,490	\$0	\$0

**2012 CAPER, CITY OF DALLAS
COMMUNITY DEVELOPMENT BLOCK GRANT SPENDING DETAIL
DETAILED BY HUD'S ACTIVITY/CITY'S ACCOUNT**

City of Dallas				HUD		1	2	3	4	5	6 (1-4-5=6)	
#	Dept	Fund	Unit	Activity No.	Matrix Code	Project Activity	Budget	September 2012 13th Period Expenses	Fiscal YTD Expenditures	ITD Expenditures	Obligated / Under Contract	Unobligated / Not Under Contract
Housing/Community Services												
113	HOU	CD12	880E	0	05A	Senior Services Program	\$73,049	\$0	\$73,049	\$73,049	\$0	\$0
114	HOU	CD09	638B	10394	14A	South Dallas/Fair Park - Major Systems Repair Program	\$100,000	\$0	\$9,598	\$96,359	\$0	\$3,641
115	HOU	CD10	422C	10958	14A	South Dallas/Fair Park - Major Systems Repair Program	\$100,000	\$0	\$28,734	\$39,135	\$0	\$60,866
116	HOU	CD11	711D	11229	14A	South Dallas/Fair Park - Major Systems Repair Program	\$50,000	\$0	\$0	\$0	\$0	\$50,000
117	HOU	CD12	881E	11604	14A	South Dallas/Fair Park Major Systems Repair Program	\$50,000	\$0	\$0	\$0	\$0	\$50,000
118	HOU	06R1	4464	9015	17A	Southern Sector Housing & Economic Development	\$1,350,000	\$0	\$0	\$1,207,374	\$0	\$142,626
119	HOU	06R2	4468	9245	17A	Southern Sector Housing & Economic Development	\$1,138,732	\$0	\$24	\$1,118,068	\$20,654	\$10
120	HOU	CD12	882E	11589	05B	Training and Employment for Adults with Disabilities	\$25,000	\$0	\$25,000	\$25,000	\$0	\$0
121	HOU	CD10	446C	10951	05I	Women's Outreach Program	\$26,117	\$0	\$0	\$26,117	\$0	\$0
Total Housing/Community Services							\$55,436,550	\$209,599	\$11,022,825	\$43,338,999	\$4,338,071	\$7,759,479
Management Services												
122	MGT	CD11	732D	11248	21D	Fair Housing Enforcement	\$375,784	\$39	\$5,453	\$375,784	\$0	\$0
123	MGT	CD12	883E	11624	21D	Fair Housing Enforcement	\$319,416	\$0	\$318,397	\$318,397	\$0	\$1,019
Total Management Services							\$695,200	\$39	\$323,850	\$694,181	\$0	\$1,019

**2012 CAPER, CITY OF DALLAS
COMMUNITY DEVELOPMENT BLOCK GRANT SPENDING DETAIL
DETAILED BY HUD'S ACTIVITY/CITY'S ACCOUNT**

City of Dallas				HUD		1	2	3	4	5	6 (1-4-5=6)	
#	Dept	Fund	Unit	Activity No.	Matrix Code	Project Activity	Budget	September 2012 13th Period Expenses	Fiscal YTD Expenditures	ITD Expenditures	Obligated / Under Contract	Unobligated / Not Under Contract
Office Of Economic Development												
124	ECO	CD11	796D	11236	18C	BAC#1 Greater Dallas Hispanic Chamber of Commerce	\$80,000	\$8,613	\$24,995	\$76,801	\$3,199	\$0
125	ECO	CD12	919E	11612	18C	BAC#1 Greater Dallas Hispanic Chamber Of Commerce	\$80,000	\$0	\$58,433	\$58,433	\$21,567	\$0
126	ECO	CD10	413C	10991	18C	BAC#1 Maple Ave Greater Dallas Hispanic Chamber	\$68,058	\$0	(\$778)	\$68,058	\$0	\$0
127	ECO	CD12	920E	11613	18C	BAC#2 Innercity Community Development Corporation	\$80,000	\$0	\$55,926	\$55,926	\$24,074	\$0
128	ECO	CD11	797D	11237	18C	BAC#2 Innercity Community Development Corporation	\$80,000	\$4,684	\$8,184	\$79,617	\$383	\$0
129	ECO	CD12	921E	11614	18C	BAC#3 Greater Dallas Hispanic Chamber of Commerce	\$80,000	\$0	\$72,765	\$72,765	\$7,235	\$0
130	ECO	CD11	798D	11238	18C	BAC#3 Greater Hispanic Chamber of Commerce	\$80,000	\$14,203	\$4,615	\$80,000	\$0	\$0
131	ECO	CD10	415C	10993	18C	BAC#3 Singleton Blvd Greater Dallas Hispanic Chamber	\$67,265	\$0	(\$307)	\$67,265	\$0	\$0
132	ECO	CD11	799D	11239	18C	BAC#4 Greater Dallas Hispanic Chamber of Commerce	\$80,000	\$13,438	\$15,460	\$79,322	\$678	\$0
133	ECO	CD12	922E	11615	18C	BAC#4 Greater Dallas Hispanic Chamber of Commerce	\$80,000	\$0	\$70,671	\$70,671	\$9,329	\$0
134	ECO	CD10	416C	10994	18C	BAC#4 Zang Blvd Greater Dallas Hispanic Chamber	\$68,897	\$0	(\$64)	\$68,897	\$0	\$0
135	ECO	CD11	800D	11240	18C	BAC#5 Business Assistance Center Inc.	\$80,000	\$7,114	\$1,657	\$80,000	\$0	\$0
136	ECO	CD12	923E	11616	18C	BAC#5 Business Assistance Center, Inc.	\$80,000	\$0	\$80,000	\$80,000	\$0	\$0
137	ECO	CD11	801D	11241	18C	BAC#6 Greater Dallas Asian American Chamber of Commer	\$80,000	\$6,734	\$6,858	\$80,000	\$0	\$0
138	ECO	CD12	924E	11617	18C	BAC#6 Greater Dallas Asian American Chamber of Commer	\$80,000	\$0	\$47,154	\$47,154	\$32,846	\$0
139	ECO	CD11	802D	11242	18C	BAC#7 Organization of Hispanic Contractors Association	\$80,000	\$0	\$29,638	\$80,000	\$0	\$0
140	ECO	CD12	925E	11618	18C	BAC#7 Organization of Hispanic Contractors Association	\$80,000	\$0	\$76,482	\$76,482	\$3,518	\$0
141	ECO	CD11	803D	11243	18C	BAC#8 Greater Dallas American Indo Chamber of Commerc	\$80,000	\$14,114	\$14,744	\$57,245	\$22,755	\$0
142	ECO	CD12	926E	11619	18C	BAC#8 Greater Dallas Indo- American Chamber of Commer	\$80,000	\$0	\$36,505	\$36,505	\$43,495	\$0
143	ECO	CD10	420C	10998	18C	BAC#8 Indo-American Chamber of Commerce	\$79,631	\$0	\$0	\$79,631	\$0	\$0
144	ECO	CD02	2307	5591	17A	Bexar Street Retail Development Project	\$713,961	\$0	(\$39)	\$713,961	\$0	\$0
145	ECO	CD10	421C	10977	21A	Economic Development Program Oversight (P/PO)	\$160,895	(\$571)	\$0	\$160,895	\$0	\$0
146	ECO	CD11	710D	11253	21A	Economic Development Program Oversight (P/PO)	\$200,773	\$0	\$11,883	\$200,773	\$0	\$0
147	ECO	CD12	860E	11629	21A	Economic Development Program Oversight (P/PO)	\$248,000	\$0	\$218,196	\$218,196	\$0	\$29,804
148	ECO	08R3	346A	11436	03E	S Dallas Fair Park Area Bus Façade/Revitalization Prog	\$92,522	\$0	\$80,546	\$80,546	\$11,976	\$0
Total Office Of Economic Development							\$2,980,002	\$68,329	\$913,523	\$2,769,141	\$181,056	\$29,805

**2012 CAPER, CITY OF DALLAS
COMMUNITY DEVELOPMENT BLOCK GRANT SPENDING DETAIL
DETAILED BY HUD'S ACTIVITY/CITY'S ACCOUNT**

City of Dallas				HUD			1	2	3	4	5	6 (1-4-5=6)
#	Dept	Fund	Unit	Activity No.	Matrix Code	Project Activity	Budget	September 2012 13th Period Expenses	Fiscal YTD Expenditures	ITD Expenditures	Obligated / Under Contract	Unobligated / Not Under Contract
Office of Financial Services												
149	BMS	CD11	734D	11249	21A	Citizen Participation/CDC Support/HUD Oversight	\$760,526	\$499	\$79,949	\$760,526	\$0	\$0
150	BMS	CD12	884E	11625	21A	Citizen Participation/CDC Support/HUD Oversight	\$733,263	\$0	\$680,014	\$680,014	\$16,672	\$36,577
151	BMS	03R2	4465	0	0	FY 03-04 Funds Reprogrammed	\$32,257	\$0	\$0	\$0	\$0	\$32,257
152	BMS	CD10	500C	0	0	FY 10-11 Funds Reprogrammed	\$2,450	\$0	\$0	\$0	\$0	\$2,450
153	BMS	0CD7	0966	0	0	FY 97-98 Funds Reprogrammed	\$17,131	\$0	\$0	\$0	\$0	\$17,131
154	BMS	CD11	735D	11250	21A	Grant Compliance - Monitoring	\$237,326	\$0	\$26,712	\$237,326	\$0	\$0
155	BMS	CD12	885E	11626	21A	Grant Compliance -Monitoring	\$412,931	\$0	\$368,683	\$368,683	\$0	\$44,248
156	BMS	CD11	762D	0	0	Reprogramming Funds CD11	\$78,341	\$0	\$0	\$0	\$0	\$78,341
Total Office of Financial Services							\$2,274,225	\$499	\$1,155,358	\$2,046,549	\$16,672	\$211,004
Park & Recreation												
157	PKR	CD11	736D	11188	05D	After-School/Summer Outreach Program - Elem School Site	\$459,341	\$1,258	\$8,024	\$459,341	\$0	\$0
158	PKR	CD11	737D	11189	05D	After-School/Summer Outreach Program -Community Cente	\$157,156	\$275	\$4,307	\$157,156	\$0	\$0
159	PKR	CD12	887E	11580	05D	After-School/Summer Outreach Program-Community Center	\$110,969	\$0	\$102,905	\$102,905	\$6,984	\$1,081
160	PKR	CD12	886E	11579	05D	After-School/Summer Outreach Program-Elem School Sites	\$419,678	\$0	\$416,090	\$416,090	\$3,035	\$553
161	PKR	CD12	888E	11630	21A	Parks and Recreation Oversight	\$81,897	\$0	\$80,740	\$80,740	\$0	\$1,157
162	PKR	CD11	738D	11254	21A	Parks and Recreation Program Oversight (P/PO)	\$81,414	\$1,372	\$975	\$81,414	\$0	\$0
Total Park & Recreation							\$1,310,455	\$2,905	\$613,040	\$1,297,646	\$10,019	\$2,790
Public Works & Transportation												
163	PBW	CD10	457C	10969	03L	Neighborhood Street Improvement Petition Grant	\$50,000	\$0	\$15,086	\$50,000	\$0	\$0
164	PBW	CD12	889E	11620	03L	Neighborhood Street Improvement Petition Grant	\$50,000	\$0	\$16,793	\$16,793	\$0	\$33,207
Total Public Works & Transportation							\$100,000	\$0	\$31,878	\$66,793	\$0	\$33,207
Sustainable Development and Construction												
165	DEV	CD09	608B	10392	08	Relocation Assistance	\$119,287	\$0	\$0	\$119,287	\$0	\$0
166	DEV	CD12	856E	11590	08	Relocation Assistance	\$100,000	\$0	\$0	\$0	\$0	\$100,000
Total Sustainable Development and Constructi							\$219,287	\$0	\$0	\$119,287	\$0	\$100,000
Water Utilities												
167	DWU	CD12	859E	11605	14A	Minor Plumbing Repair/Replacement Program	\$50,000	\$0	\$50,000	\$50,000	\$0	\$0
Total Water Utilities							\$50,000	\$0	\$50,000	\$50,000	\$0	\$0
Total All Active CD Projects							\$66,268,574	\$282,225	\$15,655,643	\$53,497,388	\$4,550,006	\$8,221,180

Note: See Attachment A for details of Lines 22, 23, 111, 112, and 113

HUD SubRecipient Comparison Report

Attachment A

September 30, 2013

<i>Dept</i>	<i>HUD</i>	<i>Activity Name</i>	<i>HUD Funded</i>	<i>HUD Disbursed</i>	<i>HUD Difference</i>
Fund: CD09					
Unit: 623B FY 09-10 Child Care Services Program					
HOU	10453	Neighborhood Service Council	\$24,999.84	\$24,999.84	\$0.00
HOU	10454	Open Arms	\$40,865.00	\$40,865.00	\$0.00
HOU	10455	Park South YMCA	\$33,196.50	\$33,196.50	\$0.00
HOU	10456	Vogel Alcove	\$43,985.00	\$43,985.00	\$0.00
HOU	10515	Low Birth Weight Development Center	\$37,500.00	\$37,500.00	\$0.00
HOU	10452	Boys & Girls Club of Greater Dallas	\$35,500.00	\$35,500.00	\$0.00
Total Unit 623B			\$216,046.34	\$216,046.34	\$0.00
Unit: 633B FY 09-10 Senior Services Program					
HOU	10457	LaVoz Del Anciano	\$22,826.00	\$22,826.00	\$0.00
HOU	10458	Senior Citizens of Greater Dallas	\$40,333.00	\$40,333.00	\$0.00
HOU	10459	Calumet Community Center Inc.	\$21,216.00	\$21,216.00	\$0.00
Total Unit 633B			\$84,375.00	\$84,375.00	\$0.00
Fund: CD10					
Unit: 443C FY 10-11 Senior Services Program					
HOU	10895	Sr Svcs Pgm - LaVoz del Anciano	\$21,001.00	\$21,001.00	\$0.00
HOU	10896	Sr Svcs Pgm - Senior Citizens of Greater	\$40,332.99	\$40,332.99	\$0.00
HOU	10897	Sr Svcs Pgm - Calumet Community Center	\$21,216.00	\$21,216.00	\$0.00
Total Unit 443C			\$82,549.99	\$82,549.99	\$0.00
Fund: CD11					
Unit: 723D FY 11-12 Child Care Services Program					
HOU	11195	Child Care Services Program - Vogel Alcov	\$43,850.00	\$43,850.00	\$0.00
HOU	11190	Child Care Services Program - Boys & Girl	\$33,631.05	\$33,631.05	\$0.00
HOU	11194	Child Care Services Program-Open Arms, In	\$41,000.00	\$41,000.00	\$0.00

<i>Dept</i>	<i>HUD</i>	<i>Activity Name</i>	<i>HUD Funded</i>	<i>HUD Disbursed</i>	<i>HUD Difference</i>
HOU	11196	Child Care Services Program - YMCA of Met	\$50,000.00	\$50,000.00	\$0.00
HOU	11569	North Texas Junior Golf And Education	\$17,991.87	\$17,991.87	\$0.00
HOU	11191	Child Care Services Program - Neighborhood	\$24,315.90	\$24,315.90	\$0.00
Total Unit 723D			\$210,788.82	\$210,788.82	\$0.00
Unit: 729D FY 11-12 Senior Services Program					
HOU	11202	Senior Services Program - Senior Citizens	\$40,333.00	\$40,333.00	\$0.00
HOU	11203	Senior Services Program - Calumet Communi	\$18,628.82	\$18,628.82	\$0.00
HOU	11204	Senior Services Program - Urban League of	\$21,528.33	\$21,528.33	\$0.00
Total Unit 729D			\$80,490.15	\$80,490.15	\$0.00
Fund: CD12					
Unit: 861E FY 12-13 Child Care Services Program					
HOU	11705	Boys and Girls Clubs	\$27,000.00	\$27,000.00	\$0.00
HOU	11706	Catholic Charities	\$20,000.00	\$20,000.00	\$0.00
HOU	11707	Neighborhood Services Council	\$19,129.00	\$19,129.00	\$0.00
HOU	11708	Open Arms	\$33,000.00	\$33,000.00	\$0.00
HOU	11709	YMCA	\$37,000.00	\$37,000.00	\$0.00
HOU	11710	Vogel Alcove	\$53,000.00	\$33,000.00	\$20,000.00
Total Unit 861E			\$189,129.00	\$169,129.00	\$20,000.00
Unit: 880E FY 12-13 Senior Services Program					
HOU	11712	Senior Citizens	\$43,049.00	\$43,049.00	\$0.00
HOU	11711	Catholic Charities	\$30,000.00	\$30,000.00	\$0.00
Total Unit 880E			\$73,049.00	\$73,049.00	\$0.00



3d) PUBLIC SERVICES CAP



FY 2012-13 PUBLIC SERVICES CAP CALCULATION

FY 2012-13 Entitlement	14,396,081
Reallocated Funds	324,659
Adjusted Entitlement	14,720,740
Prior Year (11-12) Sub-Recipient Program Income	550,781
Prior Year (11-12) Actual Program Income	296,135
Total CD Funds Available	15,567,656
	X .15
15% Public Services Cap	2,335,148
FY 2012-13 Public Services Expenditures	2,220,154
FY 2012-13 Public Services Obligations	11,991
Sum of Expenditures & Obligations	2,232,145
Less: Prior Years Obligations	(44,590)
Net FY 2012-13 Public Services Expenditures and Obligations	2,187,555
15% Public Services Cap	2,335,148
FY 2012-13 Expenditures & Obligations	2,187,555
Over/(Under) Cap	(147,593)
Percent Funds Expended & Obligated for Public Services Activities	14.05%

**Financial Status Report
Public Services
September 30, 2013**

#	HUD Activity	Matrix Code	Fund	Unit	Project	1	2	3	4	5	6
						Multi-Year Appropriations	September 2012 13th Period Expenses	YTD Expenditures	ITD Expenditures	Obligated/ Under Contract	Unobligated/Not Under Contract (1-4-5=6)
1	10892	05F	CD10	433C	Adolescent Substance Abuse-Inpatient	\$64,680	\$0	\$0	\$64,680	\$0	\$0
2	11188	05D	CD11	736D	After-School/Summer Outreach Program -	\$459,341	\$1,258	\$8,024	\$459,341	\$0	\$0
3	11189	05D	CD11	737D	After-School/Summer Outreach Program -	\$157,156	\$275	\$4,307	\$157,156	\$0	\$0
4	11580	05D	CD12	887E	After-School/Summer Outreach Program-	\$110,969	\$0	\$102,905	\$102,905	\$6,984	\$1,081
5	11579	05D	CD12	886E	After-School/Summer Outreach Program-	\$419,678	\$0	\$416,090	\$416,090	\$3,035	\$553
6	0	05L	CD12	861E	Child Care Services Program	\$189,129	\$0	\$169,129	\$169,129	\$0	\$20,000
7	0	05L	CD11	723D	Child Care Services Program	\$210,789	\$0	\$0	\$210,789	\$0	\$0
8	11581	05L	CD12	862E	City Child Care Services Program	\$237,636	\$0	\$237,636	\$237,636	\$0	\$0
9	11197	05L	CD11	724D	City Child Care Services Program	\$276,514	\$440	\$2,079	\$276,514	\$0	\$0
10	11583	05A	CD12	863E	City Crisis Assistance	\$197,662	\$0	\$197,662	\$197,662	\$0	\$0
11	11200	05A	CD11	708D	City Crisis Assistance	\$195,761	\$1,656	\$166	\$195,761	\$0	\$0
12	11584	05A	CD12	864E	City Office of Senior Affairs	\$137,504	\$0	\$137,504	\$137,504	\$0	\$0
13	11201	05A	CD11	725D	City Office of Senior Affairs	\$157,751	\$0	\$808	\$157,751	\$0	\$0
14	11582	05M	CD12	865E	Clinical Dental Care Program	\$100,000	\$0	\$99,982	\$99,982	\$0	\$18
15	10984	05A	CD10	436C	Geriatric Health Services	\$118,028	\$0	\$0	\$118,028	\$0	\$0
16	11588	05	CD12	876E	Offender Re-Entry Program (HOU)	\$94,534	\$0	\$62,222	\$62,222	\$0	\$32,312
17	10899	05	CD10	440C	Offender Re-entry Program (HOU)	\$130,041	\$0	\$0	\$130,041	\$0	\$0
18	11205	05	CD11	727D	Offender Re-entry Program (HOU)	\$110,000	\$0	\$6,475	\$104,986	\$0	\$5,014
19	0	05A	CD11	729D	Senior Services Program	\$80,490	\$0	\$2,754	\$80,490	\$0	\$0
20	0	05A	CD10	443C	Senior Services Program	\$82,550	\$0	\$0	\$82,550	\$0	\$0
21	0	05A	CD12	880E	Senior Services Program	\$73,049	\$0	\$73,049	\$73,049	\$0	\$0
22	11206	05C	CD11	702D	South Dallas/Fair Park Community Court	\$294,397	\$0	\$872	\$294,397	\$0	\$0
23	11585	05C	CD12	851E	South Dallas/Fair Park Community Court	\$253,225	\$0	\$253,225	\$253,225	\$0	\$0
24	11207	05C	CD11	703D	South Oak Cliff Community Court	\$268,544	\$0	\$1,629	\$268,544	\$0	\$0
25	11586	05C	CD12	852E	South Oak Cliff Community Court	\$241,013	\$0	\$228,868	\$228,868	\$1,972	\$10,173
26	11589	05B	CD12	882E	Training and Employment for Adults with D	\$25,000	\$0	\$25,000	\$25,000	\$0	\$0
27	11255	05C	CD11	758D	West Dallas Community Court	\$78,535	\$0	\$0	\$78,535	\$0	\$0
28	11431	05C	11R1	759D	West Dallas Community Court	\$117,986	\$0	\$6,924	\$117,986	\$0	\$0
29	11587	05C	CD12	853E	West Dallas Community Court	\$197,662	\$0	\$191,783	\$191,783	\$0	\$5,879
30	10951	05I	CD10	446C	Women's Outreach Program	\$26,117	\$0	\$0	\$26,117	\$0	\$0

**Financial Status Report
Public Services
September 30, 2013**

#	HUD Activity	Matrix Code	Fund	Unit	Project	1	2	3	4	5	6
						Multi-Year Appropriations	September 2012 13th Period Expenses	YTD Expenditures	ITD Expenditures	Obligated/ Under Contract	Unobligated/Not Under Contract (1-4-5=6)
Total Public Services						\$5,105,741	\$3,629	\$2,229,092	\$5,018,722	\$11,991	\$75,029

Note: Fiscal YTD Expenditures include current year accruals (per City's accounting system)



**3e) PLANNING AND PROGRAM
OVERSIGHT CAP**



FY 2012-13 PLANNING & PROGRAM OVERSIGHT CAP

FY 2012-13 Entitlement	14,396,081
Reallocated Funds	324,659
Adjusted Entitlement	<u>14,720,740</u>
FY 2012-13 Sub-Recipient Program Income	682,429.78
FY 2012-13 Program Income	<u>2,280,793.96</u>
Total CD Funds Available	<u><u>17,683,964</u></u>
	X .20
20% Planning and Program Oversight Cap	3,536,793
FY 2012-13 Planning & Admin Expenditures	2,892,477
FY 2012-13 Planning & Admin Obligations	<u>18,103</u>
Sum of Expenditures & Obligations	2,910,580
Less: Prior Years Obligations	<u>(41,589)</u>
Net Planning & Admin Expenditures and Obligations	<u><u>2,868,991</u></u>
20% Planning & Program Oversight Cap	3,536,793
FY 2012-13 Expenditures & Obligations	<u>2,868,991</u>
Over/(Under) Cap	(667,802)
Percent Funds Expended & Obligated for Planning and Program Oversight	16.22%

**Financial Status Report
Planning and Program Oversight
September 30, 2013**

#	HUD Activity	Matrix Code	Fund	Unit	Project	1	2	3	4	5	6
						Multi-Year Appropriations	September 2012 13th Period Expenses	YTD Expenditures	ITD Expenditures	Obligated/ Under Contract	Unobligated/Not Under Contract (1-4-5=6)
1	11249	21A	CD11	734D	Citizen Participation/CDC Support/HUD Ov	\$760,526	\$499	\$79,949	\$760,526	\$0	\$0
2	11625	21A	CD12	884E	Citizen Participation/CDC Support/HUD Ov	\$733,263	\$0	\$680,014	\$680,014	\$16,672	\$36,577
3	11253	21A	CD11	710D	Economic Development Program Oversight	\$200,773	\$0	\$11,883	\$200,773	\$0	\$0
4	10977	21A	CD10	421C	Economic Development Program Oversight	\$160,895	(\$571)	\$0	\$160,895	\$0	\$0
5	11629	21A	CD12	860E	Economic Development Program Oversight	\$248,000	\$0	\$218,196	\$218,196	\$0	\$29,804
6	11250	21A	CD11	735D	Grant Compliance - Monitoring	\$237,326	\$0	\$26,712	\$237,326	\$0	\$0
7	11626	21A	CD12	885E	Grant Compliance -Monitoring	\$412,931	\$0	\$368,683	\$368,683	\$0	\$44,248
8	11627	21A	CD12	868E	Housing Contract Administration	\$505,474	\$0	\$395,131	\$395,131	\$0	\$110,343
9	11252	21A	CD11	716D	Housing Management Support (P/PO)	\$785,099	\$0	\$9,621	\$785,099	\$0	\$0
10	11628	21A	CD12	870E	Housing Management Support (P/PO)	\$730,167	\$0	\$694,635	\$694,635	\$1,431	\$34,101
11	11251	21A	CD11	728D	Housing/Community Services-Contract Mo	\$461,173	\$0	\$749	\$461,146	\$0	\$27
12	11630	21A	CD12	888E	Parks and Recreation Oversight	\$81,897	\$0	\$80,740	\$80,740	\$0	\$1,157
13	11254	21A	CD11	738D	Parks and Recreation Program Oversight (\$81,414	\$1,372	\$975	\$81,414	\$0	\$0
Total Planning and Program Oversight						\$5,398,937	\$1,299	\$2,567,288	\$5,124,577	\$18,103	\$256,257

Note: Fiscal YTD Expenditures include current year accruals (per City's accounting system)

**Financial Status Report
Fair Housing
September 30, 2013**

#	HUD Activity	Matrix Code	Fund	Unit	Project	1	2	3	4	5	6
						Multi-Year Appropriations	September 2012 13th Period Expenses	YTD Expenditures	ITD Expenditures	Obligated/ Under Contract	Unobligated/Not Under Contract (1-4-5=6)
1	11248	21D	CD11	732D	Fair Housing Enforcement	\$375,784	\$39	\$5,453	\$375,784	\$0	\$0
2	11624	21D	CD12	883E	Fair Housing Enforcement	\$319,416	\$0	\$318,397	\$318,397	\$0	\$1,019
Total Fair Housing						\$695,200	\$39	\$323,850	\$694,181	\$0	\$1,019

Note: Fiscal YTD Expenditures include current year accruals (per City's accounting system)



3f) PROGRAM INCOME



PROGRAM YEAR 2012 PROGRAM INCOME

CODE	ACTIVITY	PROJECT	CITY/ RECIPIENT	1 PERIOD STARTING AMOUNT	2 12-13 AMOUNT RECEIVED	3 12-13 AMOUNT SPENT	4 (1+2-3) NET
		Southern Dallas Development Corporation (SDDC)		345,983.85			
18A	PI-CD12	FY 2012-13 Administrative Expenses	RECIPIENT		0.00	293,570.78	(293,570.78)
18A	PI-CD12	Furniture Design & Upholstery	RECIPIENT		3,838.24	35,000.00	(31,161.76)
18A	PI-CD12	Remarkable Healthcare of Dallas	RECIPIENT		1,837.50	75,000.00	(73,162.50)
18A	PI-CD12	Rina Investments, LLC (Lil' Caesar's Pizza)	RECIPIENT		241.76	25,000.00	(24,758.24)
18A	PI-CD12	Transportes Juvntino Rosas	RECIPIENT		2,664.86	25,000.00	(22,335.14)
PROGRAM INCOME - CD12 TOTAL					8,582.36	453,570.78	(444,988.42)
18A	PI - CD11	Tandy Pizza, LLC	RECIPIENT		6,646.90	0.00	6,646.90
18A	PI - CD11	7 G.R.R. Greenville	RECIPIENT		25,000.00	0.00	25,000.00
18A	PI - CD11	Thrash Memorial Funeral Home	RECIPIENT		6,345.70	0.00	6,345.70
PROGRAM INCOME - CD11 TOTAL					37,992.60	0.00	37,992.60
18A	PI - CD10	Al Rousan	RECIPIENT		5,890.80	0.00	5,890.80
18A	PI - CD10	Modern Senior Living	RECIPIENT		28,637.64	0.00	28,637.64
18A	PI - CD10	Phils Tire	RECIPIENT		22,446.31	0.00	22,446.31
PROGRAM INCOME - CD10 TOTAL					56,974.75	0.00	56,974.75
18A	PI - CD09	Lantern Dental Clinic	RECIPIENT		11,217.78	0.00	11,217.78
18A	PI - CD09	Dallas Iron Works	RECIPIENT		121,723.63	0.00	121,723.63
18A	PI - CD09	Center Auto Sales	RECIPIENT		4,550.49	0.00	4,550.49
18A	PI - CD09	ADI Engineering	RECIPIENT		29,502.36	0.00	29,502.36
PROGRAM INCOME - CD09 TOTAL					166,994.26	0.00	166,994.26
18A	PI - CD08	Elaine's Kitchen	RECIPIENT		7,750.00	0.00	7,750.00
18A	PI - CD08	Kangaroo Cases	RECIPIENT		146,136.44	0.00	146,136.44
18A	PI - CD08	Thrash Memorial Funeral Home	RECIPIENT		2,578.94	0.00	2,578.94
PROGRAM INCOME - CD08 TOTAL					156,465.38	0.00	156,465.38

PROGRAM YEAR 2012 PROGRAM INCOME

CODE	ACTIVITY	PROJECT	CITY/ RECIPIENT	1 PERIOD STARTING AMOUNT	2 12-13 AMOUNT RECEIVED	3 12-13 AMOUNT SPENT	4 (1+2-3) NET
18A	PI - CD07	Cedric Bolden	RECIPIENT		7,503.00	0.00	7,503.00
18A	PI - CD07	Alto Insurance - Claudia Zuniga	RECIPIENT		24,942.44	0.00	24,942.44
18A	PI - CD07	Kasi Grocery	RECIPIENT		0.00	0.00	0.00
18A	PI - CD07	Genesis	RECIPIENT		13,150.64	0.00	13,150.64
PROGRAM INCOME - CD07 TOTAL					45,596.08	0.00	45,596.08
18A	PI - CD06	Stanley Catfish	RECIPIENT		3,959.96	0.00	3,959.96
PROGRAM INCOME - CD06 TOTAL					3,959.96	0.00	3,959.96
18A	PI - CD04	Dilbeck Court Limited / Dilbeck-Belmont	RECIPIENT		47,489.15	0.00	47,489.15
PROGRAM INCOME - CD04 TOTAL					47,489.15	0.00	47,489.15
18A	PI - CD01	Evans Engravings & Stamping	RECIPIENT		2,283.50	0.00	2,283.50
18A	PI - CD01	Moseley Furniture, Inc.	RECIPIENT		9,000.00	0.00	9,000.00
PROGRAM INCOME - CD01 TOTAL					11,283.50	0.00	11,283.50

PROGRAM YEAR 2012 PROGRAM INCOME

CODE	ACTIVITY	PROJECT	CITY/ RECIPIENT	1 PERIOD STARTING AMOUNT	2 12-13 AMOUNT RECEIVED	3 12-13 AMOUNT SPENT	4 (1+2-3) NET
18A	0643-CD4	ICDC/South Dallas Fair Park	RECIPIENT		31,858.02	0.00	31,858.02
0643-CD4 TOTAL					31,858.02	0.00	31,858.02
18A	6102-G21	La Avenida J.V.	RECIPIENT		16,229.18	0.00	16,229.18
6102-G21 TOTAL					16,229.18	0.00	16,229.18
CHARGE -OFF RECOVERY							
South Texas Metroplex Medical Clinic				RECIPIENT	7,500.00	0.00	7,500.00
ISIS				RECIPIENT	79,659.54	0.00	79,659.54
Zycomm				RECIPIENT	11,845.00	0.00	11,845.00
TOTAL CHARGE-OFF RECOVERY					99,004.54	0.00	99,004.54
PRE-CLOSING (Commitment Fees, etc.)							
TOTAL PRE-CLOSING (Commitment Fees, etc.)					0.00	0.00	0.00
NSF CHARGES					0.00	0.00	0.00
TOTAL NSF CHARGES					0.00	0.00	0.00
SDDC PROGRAM INCOME				345,983.85	682,429.78	453,570.78	574,842.85
PROGRAM INCOME RETAINED BY THE SUBRECIPIENTS				345,983.85	682,429.78	453,570.78	574,842.85

PROGRAM YEAR 2012 PROGRAM INCOME

CODE	ACTIVITY	PROJECT	CITY/ RECIPIENT	1 PERIOD STARTING AMOUNT	2 12-13 AMOUNT RECEIVED	3 12-13 AMOUNT SPENT	4 (1+2-3) NET
PROGRAM INCOME EARNED BY THE CITY (SHOWN ON CITY RECORDS)							
7211	Chgs Serv - City Wide Over/Short		City		0.00		0.00
7277	Chgs Serv - INTERET ON DEL ACCTS		City		0.00		0.00
7425	Weed Mowing Non Consensual		City		1,577.41		1,577.41
7457	Demolition - Charges		City		50.00		50.00
7810	Charges - Print Documents		City		0.00		0.00
7861	Jobs - Site Clearance		City		0.00		0.00
8402	Misc - Paving Notes - Principal		City		0.00		0.00
8404	Misc - Certificates - Principal		City		0.00		0.00
8406	Misc - Assessments		City		1,589.36		1,589.36
8413	Charges - Refunded		City		0.00		0.00
8428	Misc Revenue		City		0.00		0.00
8474	Home Loan Program - Principal		City		18,794.11		18,794.11
8475	Home Loan Program - Interest		City		2,750.25		2,750.25
8503	Developer Repayment Principal		City		29,381.34		29,381.34
8520	NHS Home Loan Principal		City		418,768.62		418,768.62
8556	Developer Repayment Interest		City		26,538.07		26,538.07
847A	Rental Housing Principal		City		1,767,448.98		1,767,448.98
847B	Rental Housing Interest		City		13,895.82		13,895.82
847F	HUD Program Income Transfer for Fund Closing		City		0.00		0.00
8516	Econ Dev Demo Prin		City		0.00		0.00
8517	Econ Dev Demo Int		City		0.00		0.00
8488	Refunds - Misc.		City		0.00		0.00
8428	Revenue - Misc.		City		0.00		0.00
8575	Civil Penalties -Rehab		City		0.00		0.00
8524	Liability-Misc.		City		0.00		0.00
9246	Disallowed Costs		City		0.00		0.00
					2,280,793.96		
	Total PI Received during FY 2010-11				2,280,793.96	0.00	2,280,793.96
PROGRAM INCOME EARNED BY THE CITY				0.00	2,280,793.96	0.00	2,280,793.96
PROGRAM INCOME RETAINED BY THE SUBRECIPIENTS				345,983.85	682,429.78	453,570.78	574,842.85
GRAND TOTAL ALL PROGRAM INCOME				345,983.85	2,963,223.74	453,570.78	2,855,636.81

CITY OF DALLAS HOUSING/COMMUNITY SERVICES DEPARTMENT
PROGRAM INCOME REPORT

FY: 10-01-12 THROUGH 9-30-13

STREET #	STREET NAME	LOAN AMOUNT	LOAN CLOSED	MATURITY DATE	MONTHLY PAYMENTS	PREVIOUS LOAN BALANCE AS OF 10/1/12	2012-13 PAYMENTS AS OF 9/30/13	CURRENT ENDING BALANCE AS OF 9/30/13	COMMENTS
1125	11th	7,651.75	11/21/1986	12/21/2001	87.83	14,605.55	0.00	15,030.15	
1907	Alabama	16,399.00	6/9/1995	9/9/2010	113.24	15,613.29	0.00	15,948.02	
2719	Alabama	17,272.00	11/18/1981	3/15/2002	71.97	13,357.12	0.00	13,357.12	
2814	Alaska	18,714.00	7/1/1983	7/15/1998	129.32	25,665.16	0.00	26,121.44	
409	Ave A	10,884.04	12/17/1982	12/17/2012	45.23	10,140.49	0.00	10,330.67	
2903	Britton	8,500.00	10/1/1982	11/1/1999	32.29	9,905.62	0.00	0.00	Foreclosure
2115	Canada	34,206.55	10/18/2002	10/18/2012	266.77	14,999.11	0.00	14,999.11	
1240	Cedar Haven	9,975.00	1/23/1979	9/15/1998	41.56	8,070.12	0.00	8,070.12	
1252	Cedar Haven	6,441.00	8/13/1981	2/15/2002	26.84	3,341.00	0.00	3,341.00	
1288	Cedar Haven	7,515.00	6/27/1979	7/15/1994	51.89	856.83	856.83	0.00	Paid In Full
1315	Claude	39,999.00	11/3/1988	12/12/2028	150.00	53,278.21	0.00	53,278.21	
1330	Claude	49,995.00	1/28/1987	1/28/2017	349.60	9,252.00	4,651.60	4,600.40	
4811	Colonial	16,745.00	1983	1998	92.94	29,530.25	0.00	0.00	Foreclosure
615	Corinth	19,512.58	3/3/1982	7/1/2004	100.00	21,596.21	0.00	21,964.49	
4928	Cranfill	14,356.00	3/31/2008	4/1/2003	30.00	600.00	0.00	600.00	
2715	Cross	12,190.89	9/15/1986	9/15/1996	171.40	41,716.53	0.00	42,888.03	
3431	Crossman	9,230.00	12/9/1981	10/15/1990	89.17	3,958.01	0.00	4,029.40	
3302	Culver	52,582.31	8/31/1983	5/1/2088	102.00	40,201.07	2,200.00	38,001.07	
622	Delaware	14,000.00	11/20/1989	12/1/2019	45.00	4,087.63	630.42	3,458.56	
4423	Denley	11,287.18	8/6/1986	10/15/1998	144.85	32,133.62	0.00	33,305.56	
3419	Edgewood	17,602.00	1/20/1981	3/15/2001	97.69	34,237.15	0.00	34,721.26	
2731	Exline	3,630.00	5/16/1983	10/15/1998	20.17	3,209.10	0.00	0.00	Foreclosure
3006	Fairview	20,901.77	8/17/1984	4/1/1994	309.59	42,545.14	0.00	44,236.61	
3611	Frank	8,599.50	12/9/1982	3/15/1988	166.26	17,777.07	0.00	18,183.30	
2846	Frost	13,386.48	4/11/1988	4/15/2003	143.85	25,283.14	0.00	25,283.14	
1102	Galloway	23,553.00	6/11/1986	6/11/2007	150.00	22,780.75	0.00	23,262.00	
809	Glasgow	30,936.00	7/29/1982	11/1/2018	135.00	25,258.89	0.00	0.00	Foreclosure
1418	Glen	25,303.00	2/6/1981	11/1/2034	50.00	12,475.56	0.00	12,475.56	
3614	Harlingen	17,500.00	2/12/1999	3/12/2009	145.84	4,241.78	2,000.00	2,241.78	
1620	Henderson	40,844.00	1987	2043	113.00	28,415.24	0.00	0.00	Foreclosure
1509	Hendricks	15,287.00	8/13/1982	9/1/2000	125.00	18,338.87	0.00	18,909.00	
4806	Hopkins	5,736.18	3/2/1977	6/1/1988	51.84	6,361.02	0.00	6,523.60	
1911	Hudspeth	12,167.00	2/21/1983	6/15/1996	84.08	1,612.75	0.00	1,647.18	
1922	Iroquois	11,601.00	9/22/1993	11/10/1999	197.79	23,744.80	0.00	24,431.75	
3027	Jerome	10,054.00	4/16/1979	6/1/2004	32.34	8,480.58	0.00	8,545.92	
3230	Jerome	29,194.00	12/7/1981	12/7/2026	98.00	27,712.37	1,176.00	26,779.14	
2125	Jordan Valley	7,985.00	9/10/1980	9/10/2010	20.00	2,712.60	0.00	2,712.60	
3019	Kilburn	14,844.00	11/4/1994	6/1/2010	50.00	4,550.00	0.00	0.00	Foreclosure
3303	Kinmore	25,850.00	8/13/1982	2/1/2017	100.00	19,933.33	0.00	20,226.18	
546	Kirnwood	6,563.00	8/13/1982	8/13/2002	27.34	1,194.52	0.00	1,194.52	
2446	Lawrence	3,175.00	9/30/1982	12/15/1992	30.68	5,636.82	0.00	5,719.87	
2632	Lawrence	2,319.00	4/27/1981	9/15/2020	10.00	1,609.00	0.00	1,609.00	

CITY OF DALLAS HOUSING/COMMUNITY SERVICES DEPARTMENT
PROGRAM INCOME REPORT

FY: 10-01-12 THROUGH 9-30-13

STREET #	STREET NAME	LOAN AMOUNT	LOAN CLOSED	MATURITY DATE	MONTHLY PAYMENTS	PREVIOUS LOAN BALANCE AS OF 10/1/12	2012-13 PAYMENTS AS OF 9/30/13	CURRENT ENDING BALANCE AS OF 9/30/13	COMMENTS
2611	Lenway	27,512.71	10/30/1984	1/30/2008	165.00	44,073.67	0.00	45,107.89	
503	Lillian	8,249.00	1/22/1980	5/15/1995	57.00	9,393.15	0.00	9,577.29	
2749	Locust	15,000.00	8/27/1981	11/15/2001	83.25	14,883.83	0.00	15,135.62	
1621	Loris	29,780.00	11/22/1996	11/22/2011	165.44	10,722.08	0.00	10,722.08	
202	Louisiana	33,326.00	1/4/1985	2/1/2025	180.00	31,668.41	0.00	31,925.50	
2340	Lowery	24,009.30	4/14/1994	4/14/2009	165.80	17,416.30	0.00	17,788.98	
729	Manhattan	15,000.00	1989	2019	63.24	3,963.45	695.64	3,267.81	
2830	Marsalis	2,270.00	10/5/1979	10/1/1987	100.00	858.85	0.00	884.48	
3327	Marsalis	1,318.00	4/1/1982	12/15/1989	15.47	1,077.57	0.00	1,096.93	
502	Martinique	7,952.25	1/28/1982	11/28/2007	30.00	2,991.10	0.00	3,052.15	
2519	Maryland	8,966.00	9/2/1981	11/15/2001	37.36	6,884.91	0.00	6,884.91	
3901	Metropolitan	5,983.89	6/15/1988	5/15/1998	79.01	15,350.19	0.00	15,840.79	
2522	Meyers	6,840.00	6/15/1979	5/15/1994	47.24	2,784.90	0.00	0.00	Foreclosure
3622	Meyers	29,664.00	2/9/1989	3/1/2004	250.00	17,076.75	3,058.16	14,706.74	
3726	Meyers	16,399.00	2/6/1986	3/1/2009	100.00	13,514.30	0.00	13,875.87	
2707	Michigan	18,000.00	2/16/1995	2/16/2010	100.00	16,100.00	0.00	16,100.00	
3017	Modree	29,922.00	10/1/1994	10/1/2019	206.64	798.91	798.91	0.00	Paid In Full
2658	Moffatt	29,187.00	10/1/1994	10/1/2009	162.15	7,909.75	1,000.00	6,909.75	
1215	Morrell	29,610.00	2/18/1983	2/18/2024	80.00	31,646.47	0.00	31,995.74	
1502	Morrell	25,324.00	10/1/1978	10/1/2011	75.00	4,880.73	900.00	4,019.81	
1919	Morrell	8,631.35	2/9/1989	2/15/1994	183.39	21,490.70	0.00	22,155.87	
1819	Morris	15,540.00	3/4/1997	6/4/2012	100.00	6,307.21	0.00	6,411.82	
1339	Neptune	15,000.00	9/18/1989	10/1/2019	63.24	88.52	0.00	90.61	
4506	Newmore	12,973.00	8/4/1988	8/4/2003	164.34	32,032.63	0.00	33,098.42	
1120	Nolte	3,481.00	11/1/1978	11/1/1998	14.52	311.35	0.00	311.35	
3024	Obenchain	32,730.00	5/24/1990	5/24/2020	192.28	26,072.79	0.00	26,232.90	
2110	Overton	30,000.00	7/15/1997	9/15/2012	75.00	575.00	575.00	0.00	Paid In Full
2431	Peabody	5,964.00	5/16/1983	5/16/2003	24.85	2,285.38	0.00	2,285.38	
2810	Pine	30,000.00	4/15/1994	4/15/2009	120.00	7,919.50	0.00	7,919.50	
3240	Pine	5,745.00	8/24/1978	9/15/1988	36.00	9,834.05	0.00	9,979.58	
4152	Pluto	5,157.00	8/1/1982	11/9/2002	28.63	374.48	0.00	378.44	
2018	Redman	4,539.00	10/14/1980	10/15/1998	25.17	2,876.03	0.00	2,932.46	
3223	Reed	4,897.94	8/21/1980	3/1/1996	27.16	5,848.48	0.00	5,963.98	
5222	Richard	4,240.00	4/12/1983	8/15/1998	29.30	2,702.39	0.00	2,756.73	
822	Ryan	13,000.00	10/18/1989	11/1/2019	54.81	10,651.24	0.00	10,774.42	
3002	Scottsbluff	3,734.00	3/10/1983	6/15/2003	20.73	6,917.23	0.00	7,019.86	
4304	Seay	18,528.07	11/4/1994	11/14/2009	127.07	26,106.94	0.00	26,609.86	
4417	Seay	7,200.00	8/26/1988	8/26/2008	30.00	1,918.82	0.00	1,918.82	
1711	Seevers	6,770.00	1/15/1981	12/15/2000	37.57	2,638.38	0.00	2,690.52	
2635	Southland	7,817.00	9/16/1982	11/1/2005	43.39	8,316.95	0.00	8,481.51	
3011	Southland	2,559.00	10/15/1981	9/15/1991	24.72	4,299.64	0.00	4,369.16	
3107	Spurlock	33,844.00	5/13/1987	5/13/2027	111.60	27,465.37	0.00	0.00	Foreclosure

**CITY OF DALLAS HOUSING/COMMUNITY SERVICES DEPARTMENT
PROGRAM INCOME REPORT**

FY: 10-01-12 THROUGH 9-30-13

STREET #	STREET NAME	LOAN AMOUNT	LOAN CLOSED	MATURITY DATE	MONTHLY PAYMENTS	PREVIOUS LOAN BALANCE AS OF 10/1/12	2012-13 PAYMENTS AS OF 9/30/13	CURRENT ENDING BALANCE AS OF 9/30/13	COMMENTS
5327	Terry	28,469.17	5/29/1987	6/1/2019	203.54	14,255.18	2,000.00	12,255.18	
4222	Vanette	4,146.00	8/28/1981	8/15/2016	10.00	2,289.87	0.00	0.00	Foreclosure
2409	Warren	8,537.00	10/16/1980	1/15/2001	47.38	6,393.53	0.00	6,507.71	
4715	Wateka	3,880.00	10/1/1982	10/1/1992	37.48	3,442.41	0.00	3,495.10	
1407	Waweenoc	43,750.00	12/21/1999	12/21/2019	183.00	25,321.00	0.00	25,321.00	
1542	Whitaker	22,334.00	7/3/1981	7/3/2001	143.88	4,065.42	531.64	3,717.61	
1006	Winters	28,188.00	8/30/1984	9/1/2014	237.00	49,077.21	0.00	50,987.79	
5927	Worth	16,557.00	2/15/1981	1/15/2001	91.90	20,453.91	470.16	20,414.73	
8474 & 8475 - PAY1						1,277,345.23	21,544.36	1,141,998.41	
1111	10th	42,000.00	9/18/2000	5/2/2016	242.61	24,261.17	1,455.66	20,864.63	
8600	Coppertowne,Unit 1502	8,800.00	11/1/1996	11/1/2011	0.00	8,800.00	8,800.00	0.00	Paid In Full
1543	N. Atoll Dr	14,234.80	2/13/2000	2/13/2015	0.00	5,219.30	5,219.30	0.00	Paid In Full
9409	Sandyland Blvd	12,000.00	1/31/2011	1/31/2021	0.00	10,800.00	10,800.00	0.00	Paid In Full
6316	Concerto Ln	56,242.00	10/1/2001	12/4/2016	0.00	14,685.41	14,685.41	0.00	Paid In Full
5921	Plum Dale Rd	7,435.20	4/22/2009	4/22/2014	0.00	1,982.72	1,982.72	0.00	Paid In Full
3070	Playa Vista Dr	5,000.00	8/21/2006	8/21/2014	0.00	1,250.00	1,250.00	0.00	Paid In Full
6417	Alegiance Dr	6,000.00	1/4/2000	1/4/2015	0.00	2,100.00	2,100.00	0.00	Paid In Full
8902	Eustis Ave	30,000.00	2/7/1996	2/7/2011	0.00	20,998.74	20,998.74	0.00	Paid In Full
1214	Galloway	24,999.00	4/26/2007	4/26/2017	0.00	12,916.15	12,916.15	0.00	Paid In Full
2326	Las Cruces Ln	14,953.90	2/16/2008	2/20/2014	0.00	1,993.42	1,993.42	0.00	Paid In Full
3123	Arizona	13,388.00	12/8/2008	2/10/2014	0.00	1,561.93	1,561.93	0.00	Paid In Full
6628	Prosper St.	21,331.60	12/8/2006	12/8/2016	0.00	11,376.48	11,376.48	0.00	Paid In Full
2606	Kenesaw	42,500.00	8/18/2002	8/18/2017	0.00	20,305.66	20,305.66	0.00	Paid In Full
17612	Seedling	6,000.00	8/25/2009	8/25/2014	0.00	1,300.00	1,300.00	0.00	Paid In Full
4238	Carl St.	87,500.00	1/8/2010		0.00	41,250.00	41,250.00	0.00	Paid In Full
5406	Bexar St	70,179.50	2/4/2013	2/4/2013	0.00	70,179.50	70,179.50	0.00	*See Comment 1
5408	Bexar St	95,325.34	6/28/2013	6/28/2013	0.00	95,325.34	95,325.34	0.00	*See Comment 1
5410	Bexar St	95,268.31	8/28/2013	8/28/2013	0.00	95,268.31	95,268.31	0.00	*See Comment 1
8520 & 8521 - HOU						441,574.13	418,768.62	20,864.63	
1409	Fitzhugh	24,752.00	11/1/1993	3/1/2010	135.87	5,853.95	0.00	5,853.95	
1224	Georgia	26,939.00	11/1/1993	11/1/2009	66.33	2,385.96	0.00	2,385.96	
4500-4600	March St.	1,814,204.00	12/26/1991	12/26/2018	1,471.79	1,748,147.58	1,753,974.70	0.00	Paid In Full
504	Marsalis	190,450.92	4/29/1992	6/1/2025	667.16	116,396.64	9,340.24	107,056.40	
701-703	W. 10th	250,383.14	11/7/1991	7/1/2025	941.29	144,958.66	11,295.48	133,663.18	
5210	Bexar St	330,095.00	4/28/2008	12/15/2032	825.24	330,095.00	6,734.38	330,095.00	
847A & 847B - Multifamily						2,347,837.79	1,781,344.80	579,054.49	
Grand Total						4,066,757.15	2,221,657.78	1,741,917.53	

*Comment 1 - One time payment in full received from CHDO.



3G) LOAN PROGRAMS



**CITY OF DALLAS HOUSING/COMMUNITY SERVICES DEPARTMENT
FORGIVABLE LOAN REPORT
FY: 10-01-12 THROUGH 9-30-13**

STREET #	STREET NAME	LOAN AMOUNT	LOAN CLOSED	MATURITY DATE	MONTHLY FORGIVABLE	BALANCE AS OF 10/1/12	2012-13 AMOUNT FORGIVEN AS OF 9/30/13	CURRENT ENDING BALANCE AS OF 9/30/13	LOAN TYPE
1035	Glen Park	5,300.00	10/14/10	12/04/15	88.33	3,356.74	1,059.96	2,296.78	MSRP
2373	Talco	6,105.72	10/14/10	12/04/15	101.76	3,867.00	1,221.12	2,645.88	MSRP
2373	Talco	4,165.00	10/14/10	12/04/15	69.42	2,637.76	833.04	1,804.72	MSRP
2727	Scotland	4,116.24	10/14/10	12/04/15	68.60	2,607.04	823.20	1,783.84	MSRP
2727	Scotland	7,753.50	10/14/10	12/04/15	129.23	4,910.44	1,550.76	3,359.68	MSRP
3132	50th Street	8,762.05	10/14/10	12/04/15	146.03	5,549.39	1,752.36	3,797.03	MSRP
3211	Alabama	6,344.40	10/14/10	12/04/15	105.74	4,018.12	1,268.88	2,749.24	MSRP
4423	Posada	5,100.80	10/14/10	12/04/15	85.01	3,230.58	1,020.12	2,210.46	MSRP
5055	Corrigan	6,386.08	10/14/10	12/04/15	106.43	4,044.62	1,277.16	2,767.46	MSRP
5055	Corrigan	4,654.00	10/14/10	12/04/15	77.57	2,947.46	930.84	2,016.62	MSRP
840	Clearwood	6,548.55	10/14/10	12/04/15	109.14	4,147.47	1,309.68	2,837.79	MSRP
840	Clearwood	3,040.00	10/14/10	12/04/15	50.66	1,925.48	607.92	1,317.56	MSRP
2327	Toulon	6,835.94	10/15/10	12/05/15	113.93	4,329.48	1,367.16	2,962.32	MSRP
2327	Toulon	5,790.70	10/15/10	12/05/15	96.51	3,667.48	1,158.12	2,509.36	MSRP
240	Brodie	7,660.00	10/15/10	12/05/15	127.67	4,851.26	1,532.04	3,319.22	MSRP
240	Brodie	2,133.35	10/15/10	12/05/15	35.55	1,353.45	426.60	926.85	MSRP
3118	Touraine	6,510.76	10/15/10	12/05/15	108.51	4,123.54	1,302.12	2,821.42	MSRP
3118	Touraine	5,800.00	10/15/10	12/05/15	96.67	3,673.26	1,160.04	2,513.22	MSRP
3330	Maryland	8,905.00	10/15/10	12/05/15	148.42	5,639.76	1,781.04	3,858.72	MSRP
7218	Embassy	6,689.16	10/15/10	12/05/15	111.49	5,236.38	1,337.88	3,898.50	MSRP
7218	Embassy	6,700.00	10/15/10	12/05/15	111.67	4,243.26	1,340.04	2,903.22	MSRP
2309	Clover Ridge	7,499.15	10/28/10	12/18/15	124.99	4,749.37	1,499.88	3,249.49	MSRP
2309	Clover Ridge	792.00	10/28/10	12/18/15	13.20	501.60	158.40	343.20	MSRP
3031	Modree	5,601.00	10/28/10	12/18/15	93.35	3,547.30	1,120.20	2,427.10	MSRP
7418	Piedmont	8,234.35	10/28/10	12/18/15	137.23	5,215.29	1,646.76	3,568.53	MSRP
7418	Piedmont	4,206.75	10/28/10	12/18/15	70.11	2,664.33	841.32	1,823.01	MSRP
710	W Brooklyn	6,660.50	11/11/10	01/01/16	111.01	4,329.29	1,332.12	2,997.17	MSRP
710	W Brooklyn	7,275.00	11/11/10	01/01/16	125.42	4,641.18	1,505.04	3,136.14	MSRP
1100	Houghton	5,875.00	12/14/10	02/03/16	97.92	3,916.60	1,175.04	2,741.56	MSRP
1100	Houghton	5,467.00	12/14/10	02/03/16	91.12	3,644.60	1,093.44	2,551.16	MSRP
1311	S Beckley	7,289.00	12/14/10	02/03/16	121.48	4,859.40	1,457.76	3,401.64	MSRP
1311	S Beckley	5,269.00	12/14/10	02/03/16	87.82	3,512.60	1,053.84	2,458.76	MSRP
2338	Healey	14,160.00	12/14/10	02/03/16	236.00	9,440.00	2,832.00	6,608.00	MSRP
2714	Locust	5,055.33	12/14/10	02/03/16	84.26	3,370.13	1,011.12	2,359.01	MSRP
2714	Locust	4,944.00	12/14/10	02/03/16	82.40	3,296.00	988.80	2,307.20	MSRP
2826	Waskom	7,250.00	12/14/10	02/03/16	120.83	4,833.40	1,449.96	3,383.44	MSRP
2826	Waskom	5,385.00	12/14/10	02/03/16	89.75	3,590.00	1,077.00	2,513.00	MSRP
3514	Texas	5,088.99	12/14/10	02/03/16	84.82	3,392.59	1,017.84	2,374.75	MSRP
3514	Texas	6,898.80	12/14/10	02/03/16	114.98	4,599.20	1,379.76	3,219.44	MSRP
3514	Texas	250.00	12/14/10	02/03/16	4.14	167.20	49.68	117.52	MSRP
5629	Meadowick	7,727.20	12/14/10	02/03/16	128.79	5,151.40	1,545.48	3,605.92	MSRP
5629	Meadowick	5,120.00	12/14/10	02/03/16	85.33	3,413.40	1,023.96	2,389.44	MSRP
9266	Palisade	5,764.50	12/14/10	02/03/16	96.08	3,842.90	1,152.96	2,689.94	MSRP
9266	Palisade	7,412.75	12/14/10	02/03/16	123.55	4,941.75	1,482.60	3,459.15	MSRP
9306	Renova	7,950.00	12/14/10	02/03/16	131.75	5,315.00	1,581.00	3,734.00	MSRP
9306	Renova	6,656.00	12/14/10	02/03/16	110.93	4,437.40	1,331.16	3,106.24	MSRP
4122	Clark College	7,200.00	01/21/11	03/13/16	120.00	4,920.00	1,440.00	3,480.00	MSRP
2013	Lucille	5,235.60	01/21/11	03/13/16	87.26	3,577.66	1,047.12	2,530.54	MSRP
2013	Lucille	3,099.50	01/21/11	03/13/16	51.66	2,117.96	619.92	1,498.04	MSRP
2433	E Kiest	9,567.75	01/21/11	03/13/16	159.46	6,538.01	1,913.52	4,624.49	MSRP
2433	E Kiest	5,637.77	01/21/11	03/13/16	93.96	3,852.53	1,127.52	2,725.01	MSRP
3144	Obannon	5,500.80	01/21/11	03/13/16	91.68	3,758.88	1,100.16	2,658.72	MSRP
3144	Obannon	5,100.00	01/21/11	03/13/16	85.00	3,485.00	1,020.00	2,465.00	MSRP
323	S Nachita	5,119.01	01/21/11	03/13/16	85.32	3,497.93	1,023.84	2,474.09	MSRP
323	S Nachita	5,051.00	01/21/11	03/13/16	84.18	3,451.58	1,010.16	2,441.42	MSRP

CITY OF DALLAS HOUSING/COMMUNITY SERVICES DEPARTMENT
 FORGIVABLE LOAN REPORT

FY: 10-01-12 THROUGH 9-30-13

STREET #	STREET NAME	LOAN AMOUNT	LOAN CLOSED	MATURITY DATE	MONTHLY FORGIVABLE	BALANCE AS OF 10/1/12	2012-13 AMOUNT FORGIVEN AS OF 9/30/13	CURRENT ENDING BALANCE AS OF 9/30/13	LOAN TYPE
3322	Monte Carlo	7,844.60	01/21/11	03/13/16	130.74	5,360.54	1,568.88	3,791.66	MSRP
3322	Monte Carlo	1,140.00	01/21/11	03/13/16	19.00	779.00	228.00	551.00	MSRP
3322	Monte Carlo	6,936.50	01/21/11	03/13/16	115.61	4,739.91	1,387.32	3,352.59	MSRP
1630	Danube	9,456.65	01/24/11	03/14/16	157.61	6,462.06	1,891.32	4,570.74	MSRP
1630	Danube	375.00	01/24/11	03/14/16	6.25	256.25	75.00	181.25	MSRP
1630	Danube	5,612.00	01/24/11	03/14/16	93.53	3,834.93	1,122.36	2,712.57	MSRP
2730	Kilburn	6,034.36	01/24/11	03/14/16	100.57	4,123.53	1,206.84	2,916.69	MSRP
2730	Kilburn	7,090.00	01/24/11	03/14/16	118.17	4,844.77	1,418.04	3,426.73	MSRP
3132	50th Street	3,840.00	01/24/11	03/14/16	64.00	2,624.00	768.00	1,856.00	MSRP
3202	Llewellyn	5,025.00	01/24/11	03/14/16	83.75	3,433.75	1,005.00	2,428.75	MSRP
3202	Llewellyn	2,432.00	01/24/11	03/14/16	40.53	1,661.93	486.36	1,175.57	MSRP
2442	Klondike	5,241.96	02/22/11	04/14/16	87.37	3,669.30	1,048.44	2,620.86	MSRP
2442	Klondike	1,140.00	02/22/11	04/14/16	19.00	798.00	228.00	570.00	MSRP
2442	Klondike	3,570.00	02/22/11	04/14/16	59.50	2,499.00	714.00	1,785.00	MSRP
2442	Klondike	4,750.00	02/22/11	04/14/16	79.17	3,324.94	950.04	2,374.90	MSRP
3839	Basswood	6,065.21	02/22/11	04/14/16	101.09	4,244.99	1,213.08	3,031.91	MSRP
3839	Basswood	3,760.00	02/22/11	04/14/16	62.67	2,631.94	752.04	1,879.90	MSRP
3939	Basswood	1,600.00	02/22/11	04/14/16	26.67	1,119.94	320.04	799.90	MSRP
617	Ryan	6,056.50	02/22/11	04/14/16	100.94	4,239.58	1,211.28	3,028.30	MSRP
617	Ryan	3,481.35	02/22/11	04/14/16	58.02	2,436.99	696.24	1,740.75	MSRP
617	Ryan	4,508.00	02/22/11	04/14/16	75.13	3,155.66	901.56	2,254.10	MSRP
6531	Autumn Wood	5,616.00	02/22/11	04/14/16	93.60	3,931.20	1,123.20	2,808.00	MSRP
6531	Autumn Wood	9,453.75	02/22/11	04/14/16	157.56	6,617.67	1,890.72	4,726.95	MSRP
1318	Kirnwood	8,372.24	02/23/11	04/16/16	139.54	5,860.52	1,674.48	4,186.04	MSRP
3131	Palo Alto	1,140.00	02/23/11	04/16/16	19.00	798.00	228.00	570.00	MSRP
3131	Palo Alto	1,300.00	02/23/11	04/16/16	21.67	909.94	260.04	649.90	MSRP
3131	Palo Alto	6,720.47	02/23/11	04/16/16	112.01	4,704.29	1,344.12	3,360.17	MSRP
3131	Palo Alto	6,385.00	02/23/11	04/16/16	106.42	4,469.44	1,277.04	3,192.40	MSRP
3203	Rose	4,954.71	02/23/11	04/16/16	82.58	3,468.27	990.96	2,477.31	MSRP
3203	Rose	5,192.75	02/23/11	04/16/16	86.55	3,634.85	1,038.60	2,596.25	MSRP
3203	Rose	2,304.00	02/23/11	04/16/16	86.52	746.64	1,038.24	-291.60	MSRP
3709	Dutton	6,850.00	02/23/11	04/16/16	114.17	4,881.94	1,370.04	3,511.90	MSRP
7129	Clearpoint	1,658.68	02/23/11	04/16/16	27.64	1,161.16	331.68	829.48	MSRP
7129	Clearpoint	6,887.56	02/23/11	04/16/16	114.79	4,821.34	1,377.48	3,443.86	MSRP
7129	Clearpoint	6,521.20	02/23/11	04/16/16	108.69	4,564.78	1,304.28	3,260.50	MSRP
9269	Palisade	7,396.68	02/23/11	04/16/16	123.28	5,177.64	1,479.36	3,698.28	MSRP
9269	Palisade	5,600.00	02/23/11	04/16/16	93.33	3,920.06	1,119.96	2,800.10	MSRP
9269	Palisade	1,189.00	02/23/11	04/16/16	19.82	832.24	237.84	594.40	MSRP
2406	E Illinois	3,300.00	03/11/11	05/16/16	55.00	2,365.00	660.00	1,705.00	MSRP
2406	E Illinois	6,795.00	03/11/11	05/16/16	113.25	4,869.75	1,359.00	3,510.75	MSRP
2558	Talco	2,560.00	03/11/11	05/16/16	42.67	1,834.61	512.04	1,322.57	MSRP
2558	Talco	1,295.80	03/11/11	05/16/16	21.60	928.60	259.20	669.40	MSRP
2558	Talco	1,230.00	03/11/11	05/16/16	20.50	881.50	246.00	635.50	MSRP
2558	Talco	5,905.75	03/11/11	05/16/16	98.43	4,232.44	1,181.16	3,051.28	MSRP
2645	Wilbur	2,768.00	03/11/11	05/16/16	46.13	1,983.79	553.56	1,430.23	MSRP
2645	Wilbur	6,342.00	03/11/11	05/16/16	105.70	4,545.10	1,268.40	3,276.70	MSRP
5953	Golden Gate	5,675.00	03/11/11	05/16/16	94.58	4,067.14	1,134.96	2,932.18	MSRP
5953	Golden Gate	5,565.00	03/11/11	05/16/16	92.75	3,988.25	1,113.00	2,875.25	MSRP
5953	Golden Gate	3,980.00	03/11/11	05/16/16	66.33	2,852.39	795.96	2,056.43	MSRP
7216	Harold Walker	3,730.00	03/11/11	05/16/16	62.17	2,673.11	746.04	1,927.07	MSRP
7216	Harold Walker	5,094.40	03/11/11	05/16/16	84.91	3,650.93	1,018.92	2,632.01	MSRP
7216	Harold Walker	1,180.00	03/11/11	05/16/16	19.67	519.41	236.04	283.37	MSRP
1619	Monte Carlo	5,507.77	04/13/11	06/03/16	91.80	4,038.97	1,101.60	2,937.37	MSRP
1347	E Ann Arbor	2,880.00	04/13/11	06/03/16	48.00	2,112.00	576.00	1,536.00	MSRP
1347	E Ann Arbor	5,095.00	04/13/11	06/03/16	84.92	3,736.28	1,019.04	2,717.24	MSRP

**CITY OF DALLAS HOUSING/COMMUNITY SERVICES DEPARTMENT
FORGIVABLE LOAN REPORT
FY: 10-01-12 THROUGH 9-30-13**

STREET #	STREET NAME	LOAN AMOUNT	LOAN CLOSED	MATURITY DATE	MONTHLY FORGIVABLE	BALANCE AS OF 10/1/12	2012-13 AMOUNT FORGIVEN AS OF 9/30/13	CURRENT ENDING BALANCE AS OF 9/30/13	LOAN TYPE
510	N Frances	7,233.00	04/13/11	06/03/16	120.55	5,304.20	1,446.60	3,857.60	MSRP
510	N Frances	3,656.00	04/13/11	06/03/16	60.93	2,681.12	731.16	1,949.96	MSRP
3714	Jamaica	4,632.85	04/13/11	06/03/16	77.21	3,397.49	926.52	2,470.97	MSRP
3714	Jamaica	5,994.44	04/13/11	06/03/16	99.91	4,395.88	1,198.92	3,196.96	MSRP
3714	Jamaica	4,800.00	04/13/11	06/03/16	80.00	3,520.00	960.00	2,560.00	MSRP
2408	Pennsylvania	5,765.39	04/13/11	06/03/16	96.09	4,237.95	1,153.08	3,084.87	MSRP
2408	Pennsylvania	6,720.00	04/13/11	06/03/16	112.00	4,928.00	1,344.00	3,584.00	MSRP
4842	Sedalia	3,325.00	04/13/11	06/03/16	55.42	2,438.28	665.04	1,773.24	MSRP
4842	Sedalia	6,448.90	04/13/11	06/03/16	107.48	4,729.22	1,289.76	3,439.46	MSRP
4842	Sedalia	1,721.90	04/13/11	06/03/16	28.70	1,262.70	344.40	918.30	MSRP
4123	Clark College	4,290.00	04/13/11	06/03/16	71.50	3,146.00	858.00	2,288.00	MSRP
4123	Clark College	7,540.00	04/13/11	06/03/16	125.67	5,529.28	1,508.04	4,021.24	MSRP
4123	Clark College	5,616.00	04/13/11	06/03/16	93.60	4,118.40	1,123.20	2,995.20	MSRP
2043	Shortal	6,004.26	04/15/11	06/05/16	100.17	4,401.54	1,202.04	3,199.50	MSRP
2043	Shortal	1,175.00	04/15/11	06/05/16	19.58	861.72	234.96	626.76	MSRP
2241	Sutter	7,097.40	04/15/11	06/05/16	118.29	5,204.76	1,419.48	3,785.28	MSRP
2241	Sutter	3,000.00	04/15/11	06/05/16	50.00	2,200.00	600.00	1,600.00	MSRP
2241	Sutter	5,299.98	04/15/11	06/05/16	88.33	3,886.70	1,059.96	2,826.74	MSRP
2412	Peabody	3,200.00	04/15/11	06/05/16	53.33	2,346.72	639.96	1,706.76	MSRP
2412	Peabody	9,570.96	04/15/11	06/05/16	159.52	7,018.64	1,914.24	5,104.40	MSRP
9012	Newhall	5,825.00	04/15/11	06/05/16	97.08	4,271.72	1,164.96	3,106.76	MSRP
9012	Newhall	1,524.00	04/15/11	06/05/16	25.40	1,117.60	304.80	812.80	MSRP
9012	Newhall	3,994.20	04/15/11	06/05/16	66.57	2,929.08	798.84	2,130.24	MSRP
6338	Power	6,285.20	04/15/11	06/05/16	104.57	4,612.08	1,254.84	3,357.24	MSRP
6338	Power	5,089.40	04/15/11	06/05/16	84.82	3,732.28	1,017.84	2,714.44	MSRP
6338	Power	2,960.60	04/15/11	06/05/16	49.34	2,171.16	592.08	1,579.08	MSRP
1014	Morocco	6,042.36	04/15/11	06/05/16	100.71	4,431.00	1,208.52	3,222.48	MSRP
1014	Morocco	5,580.00	04/15/11	06/05/16	93.00	4,092.00	1,116.00	2,976.00	MSRP
2146	W Lovers	6,352.80	05/12/11	07/02/16	105.88	4,764.60	1,270.56	3,494.04	MSRP
2146	W Lovers	946.00	05/12/11	07/02/16	15.77	709.45	189.24	520.21	MSRP
2146	W Lovers	5,064.00	05/12/11	07/02/16	84.40	3,798.00	1,012.80	2,785.20	MSRP
2146	W Lovers	1,140.00	05/12/11	07/02/16	19.00	855.00	228.00	627.00	MSRP
7915	Larchridge	1,800.00	05/12/11	07/02/16	30.00	1,350.00	360.00	990.00	MSRP
7915	Larchridge	5,019.20	05/12/11	07/02/16	83.65	3,764.45	1,003.80	2,760.65	MSRP
7915	Larchridge	4,700.00	05/12/11	07/02/16	78.33	3,525.05	939.96	2,585.09	MSRP
508	Meadowshire	5,085.00	05/12/11	07/02/16	84.75	3,813.75	1,017.00	2,796.75	MSRP
508	Meadowshire	6,100.72	05/12/11	07/02/16	101.68	4,575.52	1,220.16	3,355.36	MSRP
508	Meadowshire	3,100.00	05/12/11	07/02/16	51.67	2,324.95	620.04	1,704.91	MSRP
4130	Robertson	5,785.00	05/12/11	07/02/16	96.42	4,338.70	1,157.04	3,181.66	MSRP
4130	Robertson	3,520.00	05/12/11	07/02/16	58.67	2,639.95	704.04	1,935.91	MSRP
6408	Ethel	3,214.80	05/13/11	07/02/16	53.58	2,411.10	642.96	1,768.14	MSRP
6408	Ethel	7,890.00	05/13/11	07/02/16	131.50	5,917.50	1,578.00	4,339.50	MSRP
6408	Ethel	3,858.00	05/13/11	07/02/16	64.30	2,893.50	771.60	2,121.90	MSRP
2207	Ramsey	6,049.20	05/13/11	07/02/16	100.82	4,536.90	1,209.84	3,327.06	MSRP
2207	Ramsey	6,742.50	05/13/11	07/02/16	112.38	5,056.80	1,348.56	3,708.24	MSRP
1532	Britianway	6,283.66	05/13/11	07/02/16	104.73	4,712.71	1,256.76	3,455.95	MSRP
1532	Britianway	5,159.40	05/13/11	07/02/16	85.99	3,869.55	1,031.88	2,837.67	MSRP
1227	E Louisiana	4,165.00	05/13/11	07/02/16	69.42	3,123.70	833.04	2,290.66	MSRP
1227	E Louisiana	5,930.72	05/13/11	07/02/16	98.85	4,447.97	1,186.20	3,261.77	MSRP
715	715 Westmount	7,185.60	06/15/11	08/05/16	119.76	5,508.96	1,437.12	4,071.84	MSRP
715	715 Westmount	5,358.15	06/15/11	08/05/16	89.31	4,107.81	1,071.72	3,036.09	MSRP
715	715 Westmount	4,956.25	06/15/11	08/05/16	82.61	3,799.71	991.32	2,808.39	MSRP
2619	2619 Bentley	4,700.00	06/15/11	08/05/16	28.34	4,303.24	340.08	3,963.16	MSRP
2619	2619 Bentley	5,545.45	06/15/11	08/05/16	92.43	4,251.43	1,109.16	3,142.27	MSRP
2619	2619 Bentley	2,760.00	06/15/11	08/05/16	46.00	2,116.00	552.00	1,564.00	MSRP

CITY OF DALLAS HOUSING/COMMUNITY SERVICES DEPARTMENT
 FORGIVABLE LOAN REPORT

FY: 10-01-12 THROUGH 9-30-13

STREET #	STREET NAME	LOAN AMOUNT	LOAN CLOSED	MATURITY DATE	MONTHLY FORGIVABLE	BALANCE AS OF 10/1/12	2012-13 AMOUNT FORGIVEN AS OF 9/30/13	CURRENT ENDING BALANCE AS OF 9/30/13	LOAN TYPE
1435	1435 Montague	1,139.00	06/15/11	08/05/16	18.99	873.14	227.88	645.26	MSRP
1435	Montague	2,560.00	06/15/11	08/05/16	42.67	1,962.62	512.04	1,450.58	MSRP
1435	Montague	5,057.15	06/15/11	08/05/16	84.29	3,877.09	1,011.48	2,865.61	MSRP
1435	Montague	5,541.11	06/15/11	08/05/16	92.36	4,248.07	1,108.32	3,139.75	MSRP
8325	Honeysuckle	1,870.00	06/15/11	08/05/16	31.17	1,433.62	374.04	1,059.58	MSRP
8325	Honeysuckle	5,515.00	06/15/11	08/05/16	91.92	4,228.12	1,103.04	3,125.08	MSRP
8325	Honeysuckle	1,536.28	06/15/11	08/05/16	25.61	1,177.74	307.32	870.42	MSRP
6218	Denham	3,557.50	06/15/11	08/05/16	59.30	2,727.30	711.60	2,015.70	MSRP
6218	Denham	5,616.00	06/15/11	08/05/16	93.60	4,305.60	1,123.20	3,182.40	MSRP
6218	Denham	6,497.92	06/15/11	08/05/16	108.30	4,981.72	1,299.60	3,682.12	MSRP
721	Oceanview	1,249.50	06/15/11	08/05/16	20.83	957.88	249.96	707.92	MSRP
721	Oceanview	4,160.00	06/15/11	08/05/16	69.34	3,189.24	832.08	2,357.16	MSRP
721	Oceanview	5,099.99	06/15/11	08/05/16	85.00	3,909.99	1,020.00	2,889.99	MSRP
721	Oceanview	6,196.30	06/15/11	08/05/16	103.28	4,750.38	1,239.36	3,511.02	MSRP
304	Acme	6,780.75	06/15/11	08/05/16	113.02	5,198.47	1,356.24	3,842.23	MSRP
304	Acme	3,847.80	06/15/11	08/05/16	64.13	2,949.98	769.56	2,180.42	MSRP
304	Acme	489.50	06/15/11	08/05/16	8.16	375.26	97.92	277.34	MSRP
2610	Exline	4,446.50	06/15/11	08/05/16	74.11	3,408.96	889.32	2,519.64	MSRP
2610	Exline	5,650.00	06/15/11	08/05/16	94.17	4,331.62	1,130.04	3,201.58	MSRP
2610	Exline	4,332.00	06/15/11	08/05/16	72.20	3,321.20	866.40	2,454.80	MSRP
1975	Abshire	1,290.00	07/01/11	08/25/16	21.50	989.00	258.00	731.00	MSRP
1975	Abshire	3,100.00	07/01/11	08/25/16	51.67	2,376.62	620.04	1,756.58	MSRP
1975	Abshire	3,600.00	07/01/11	08/25/16	60.00	2,760.00	720.00	2,040.00	MSRP
1975	Abshire	5,094.44	07/01/11	08/25/16	84.91	3,905.70	1,018.92	2,886.78	MSRP
7420	Gayglen	3,360.00	07/01/11	08/25/16	56.00	2,576.00	672.00	1,904.00	MSRP
7420	Gayglen	5,087.40	07/01/11	08/25/16	84.79	3,900.34	1,017.48	2,882.86	MSRP
7420	Gayglen	6,852.03	07/01/11	08/25/16	114.20	5,253.23	1,370.40	3,882.83	MSRP
2320	Bluffton	2,720.00	07/01/11	08/25/16	45.33	2,085.38	543.96	1,541.42	MSRP
2320	Bluffton	5,410.70	07/01/11	08/25/16	90.18	4,148.18	1,082.16	3,066.02	MSRP
2324	Bluffton	1,285.00	07/01/11	08/25/16	21.42	985.12	257.04	728.08	MSRP
2324	Bluffton	2,635.00	07/01/11	08/25/16	43.92	2,020.12	527.04	1,493.08	MSRP
2324	Bluffton	5,025.00	07/01/11	08/25/16	83.75	3,852.50	1,005.00	2,847.50	MSRP
2324	Bluffton	6,531.94	07/01/11	08/25/16	108.87	5,007.76	1,306.44	3,701.32	MSRP
3319	Brooklyndell	8,379.00	07/01/11	08/25/16	139.65	6,423.90	1,675.80	4,748.10	MSRP
3319	Brooklyndell	350.00	07/01/11	08/25/16	5.83	268.38	69.96	198.42	MSRP
3319	Brooklyndell	5,060.00	07/01/11	08/25/16	84.33	3,879.38	1,011.96	2,867.42	MSRP
4212	S Marsalis	3,650.00	07/01/11	08/25/16	60.83	2,798.38	729.96	2,068.42	MSRP
4212	S Marsalis	7,510.05	07/01/11	08/25/16	125.17	5,757.67	1,502.04	4,255.63	MSRP
4212	S Marsalis	5,094.44	07/01/11	08/25/16	84.91	3,905.70	1,018.92	2,886.78	MSRP
3915	Bernal	7,099.97	07/01/11	08/25/16	118.33	5,443.35	1,419.96	4,023.39	MSRP
3915	Bernal	5,056.00	07/01/11	08/25/16	84.27	3,876.22	1,011.24	2,864.98	MSRP
2728	Obannon	3,360.00	08/03/11	09/23/16	56.00	2,632.00	672.00	1,960.00	MSRP
6305	Denham	4,210.00	08/03/11	09/23/16	70.17	3,297.79	842.04	2,455.75	MSRP
6305	Denham	7,361.00	08/03/11	09/23/16	122.68	5,766.16	1,472.16	4,294.00	MSRP
1665	Wagon Wheel	3,520.00	08/03/11	09/23/16	58.67	2,757.29	704.04	2,053.25	MSRP
1665	Wagon Wheel	6,604.25	08/03/11	09/23/16	110.07	5,173.34	1,320.84	3,852.50	MSRP
2540	Kirkley	2,480.00	08/03/11	09/23/16	41.33	1,942.71	495.96	1,446.75	MSRP
2540	Kirkley	5,270.00	08/03/11	09/23/16	87.83	4,128.21	1,053.96	3,074.25	MSRP
2540	Kirkley	5,150.00	08/03/11	09/23/16	85.83	4,034.21	1,029.96	3,004.25	MSRP
827	Glen Arbor	5,358.15	08/03/11	09/23/16	89.30	4,197.25	1,071.60	3,125.65	MSRP
827	Glen Arbor	7,063.55	08/03/11	09/23/16	117.73	5,533.06	1,412.76	4,120.30	MSRP
827	Glen Arbor	1,140.00	08/03/11	09/23/16	19.00	893.00	228.00	665.00	MSRP
4007	Tioga	5,659.50	08/03/11	09/23/16	94.33	4,433.21	1,131.96	3,301.25	MSRP
4007	Tioga	4,410.00	08/03/11	09/23/16	73.50	3,454.50	882.00	2,572.50	MSRP
3226	Cedar Lake	6,198.60	08/03/11	09/23/16	103.31	4,855.57	1,239.72	3,615.85	MSRP

CITY OF DALLAS HOUSING/COMMUNITY SERVICES DEPARTMENT
FORGIVABLE LOAN REPORT

FY: 10-01-12 THROUGH 9-30-13

STREET #	STREET NAME	LOAN AMOUNT	LOAN CLOSED	MATURITY DATE	MONTHLY FORGIVABLE	BALANCE AS OF 10/1/12	2012-13 AMOUNT FORGIVEN AS OF 9/30/13	CURRENT ENDING BALANCE AS OF 9/30/13	LOAN TYPE
3226	Cedar Lake	1,139.00	08/03/11	09/23/16	18.98	892.26	227.76	664.50	MSRP
3226	Cedar Lake	5,489.00	08/03/11	09/23/16	91.48	4,299.76	1,097.76	3,202.00	MSRP
2723	Lolita	8,262.10	08/03/11	09/23/16	137.70	6,472.00	1,652.40	4,819.60	MSRP
2723	Lolita	8,023.50	08/03/11	09/23/16	133.73	6,285.01	1,604.76	4,680.25	MSRP
830	Lambert	6,090.00	08/18/11	10/08/16	101.50	4,872.00	1,218.00	3,654.00	MSRP
830	Lambert	2,019.00	08/18/11	10/08/16	33.65	1,615.20	403.80	1,211.40	MSRP
830	Lambert	4,800.00	08/18/11	10/08/16	80.00	3,840.00	960.00	2,880.00	MSRP
830	Lambert	2,695.00	08/18/11	10/08/16	44.92	2,155.96	539.04	1,616.92	MSRP
10006	Hymie	5,010.00	08/18/11	10/08/16	83.50	4,008.00	1,002.00	3,006.00	MSRP
10006	Hymie	1,534.75	08/18/11	10/08/16	25.58	1,227.79	306.96	920.83	MSRP
10006	Hymie	1,135.00	08/18/11	10/08/16	18.92	907.96	227.04	680.92	MSRP
10006	Hymie	4,446.00	08/18/11	10/08/16	74.10	3,556.80	889.20	2,667.60	MSRP
2631	Morgan	1,609.00	08/18/11	10/08/16	26.82	1,287.16	321.84	965.32	MSRP
2631	Morgan	4,879.80	08/18/11	10/08/16	81.33	3,903.84	975.96	2,927.88	MSRP
2631	Morgan	6,480.00	08/18/11	10/08/16	108.00	5,184.00	1,296.00	3,888.00	MSRP
10623	Sylvia	4,434.73	08/18/11	10/08/16	73.91	3,547.81	886.92	2,660.89	MSRP
10623	Sylvia	2,400.00	08/18/11	10/08/16	40.00	1,920.00	480.00	1,440.00	MSRP
10623	Sylvia	5,320.00	08/18/11	10/08/16	88.67	4,255.96	1,064.04	3,191.92	MSRP
10623	Sylvia	1,680.00	08/18/11	10/08/16	28.00	1,344.00	336.00	1,008.00	MSRP
3019	Aster	5,640.00	08/18/11	10/08/16	94.00	4,512.00	1,128.00	3,384.00	MSRP
3019	Aster	4,775.00	08/18/11	10/08/16	79.58	3,820.04	954.96	2,865.08	MSRP
3019	Aster	8,552.02	08/18/11	10/08/16	142.53	6,841.66	1,710.36	5,131.30	MSRP
506	Mannington	4,580.35	08/18/11	10/08/16	76.34	3,664.27	916.08	2,748.19	MSRP
506	Mannington	1,895.00	08/18/11	10/08/16	31.58	1,516.04	378.96	1,137.08	MSRP
506	Mannington	1,920.00	08/18/11	10/08/16	32.00	1,536.00	384.00	1,152.00	MSRP
506	Mannington	5,530.00	08/18/11	10/08/16	92.17	4,423.96	1,106.04	3,317.92	MSRP
2207	Gaylord	4,320.00	08/18/11	10/08/16	72.00	3,456.00	864.00	2,592.00	MSRP
2207	Gaylord	8,645.70	08/18/11	10/08/16	144.10	6,916.50	1,729.20	5,187.30	MSRP
5119	Cardiff	5,145.00	08/18/11	10/08/16	85.75	4,116.00	1,029.00	3,087.00	MSRP
5119	Cardiff	3,250.00	08/18/11	10/08/16	54.17	2,599.96	650.04	1,949.92	MSRP
5119	Cardiff	1,133.00	08/18/11	10/08/16	18.88	906.44	226.56	679.88	MSRP
5119	Cardiff	5,382.44	08/18/11	10/08/16	89.71	4,305.92	1,076.52	3,229.40	MSRP
415	Coahulia	5,074.95	08/18/11	10/08/16	84.58	4,059.99	1,014.96	3,045.03	MSRP
415	Coahulia	7,355.00	08/18/11	10/08/16	122.58	5,884.04	1,470.96	4,413.08	MSRP
415	Coahulia	2,900.00	08/18/11	10/08/16	48.33	2,320.04	579.96	1,740.08	MSRP
4839	Clover Haven	400.00	09/16/11	11/06/16	6.67	319.96	80.04	239.92	MSRP
4839	Clover Haven	1,534.65	09/16/11	11/06/16	25.58	1,227.69	306.96	920.73	MSRP
4839	Clover Haven	5,500.00	09/16/11	11/06/16	91.67	4,399.96	1,100.04	3,299.92	MSRP
3028	Gibbs Williams	2,580.00	09/16/11	11/06/16	43.00	2,064.00	516.00	1,548.00	MSRP
3028	Gibbs Williams	1,069.50	09/16/11	11/06/16	17.83	855.54	213.96	641.58	MSRP
3028	Gibbs Williams	8,809.94	09/16/11	11/06/16	146.83	7,047.98	1,761.96	5,286.02	MSRP
4416	Dove Creek	7,360.00	09/16/11	11/06/16	122.67	5,887.96	1,472.04	4,415.92	MSRP
4416	Dove Creek	1,129.30	09/16/11	11/06/16	18.82	903.46	225.84	677.62	MSRP
4416	Dove Creek	7,818.75	09/16/11	11/06/16	130.31	6,255.03	1,563.72	4,691.31	MSRP
7129	Bruton	4,905.00	09/16/11	11/06/16	81.75	3,924.00	981.00	2,943.00	MSRP
7129	Bruton	6,147.40	09/16/11	11/06/16	102.46	4,917.88	1,229.52	3,688.36	MSRP
7129	Bruton	3,465.00	09/16/11	11/06/16	57.75	2,772.00	693.00	2,079.00	MSRP
3715	Soft Cloud	4,690.00	09/16/11	11/06/16	78.17	3,751.96	938.04	2,813.92	MSRP
3715	Soft Cloud	3,904.00	09/16/11	11/06/16	65.07	3,123.16	780.84	2,342.32	MSRP
3715	Soft Cloud	324.00	09/16/11	11/06/16	5.40	259.20	64.80	194.40	MSRP
3715	Soft Cloud	6,283.00	09/16/11	11/06/16	104.72	5,026.36	1,256.64	3,769.72	MSRP
2006	Idaho	93,400.00	03/26/10	**See Comment 1	0.00	0.00	0.00	93,400.00	RECON
4312	Ewing, S.	87,500.00	04/03/09	**See Comment 1	0.00	0.00	0.00	87,500.00	RECON
2780	Ann Arbor, E.	87,500.00	05/27/09	**See Comment 1	0.00	0.00	0.00	87,500.00	RECON
1323	Amos	93,400.00	06/17/10	**See Comment 1	0.00	0.00	0.00	93,400.00	RECON

**CITY OF DALLAS HOUSING/COMMUNITY SERVICES DEPARTMENT
FORGIVABLE LOAN REPORT
FY: 10-01-12 THROUGH 9-30-13**

STREET #	STREET NAME	LOAN AMOUNT	LOAN CLOSED	MATURITY DATE	MONTHLY FORGIVABLE	BALANCE AS OF 10/1/12	2012-13 AMOUNT FORGIVEN AS OF 9/30/13	CURRENT ENDING BALANCE AS OF 9/30/13	LOAN TYPE
3503	Weisenburger	93,400.00	08/12/10	**See Comment 1	0.00	0.00	0.00	93,400.00	RECON
1330	Grant	93,400.00	01/21/10	**See Comment 1	0.00	0.00	0.00	93,400.00	RECON
12511	Fish Rd.	93,400.00	05/17/10	**See Comment 1	0.00	0.00	0.00	93,400.00	RECON
1436	Morrell	93,400.00	05/17/10	**See Comment 1	0.00	0.00	0.00	93,400.00	RECON
3618	Chicago	93,400.00	06/17/10	**See Comment 1	0.00	0.00	0.00	93,400.00	RECON
4911	Upshur	93,400.00	05/17/10	**See Comment 1	0.00	0.00	0.00	93,400.00	RECON
703	Korgan	93,400.00	05/17/10	**See Comment 1	0.00	0.00	0.00	93,400.00	RECON
3726	Nomas	93,400.00	05/17/10	**See Comment 1	0.00	0.00	0.00	93,400.00	RECON
4216	Aztec	93,400.00	09/30/10	**See Comment 1	0.00	0.00	0.00	93,400.00	RECON
1945	Kraft	93,400.00	09/30/10	**See Comment 1	0.00	0.00	0.00	93,400.00	RECON
1847	Life	93,400.00	09/30/10	**See Comment 1	0.00	0.00	0.00	93,400.00	RECON
3234	Kinmore	90,000.00	05/07/10	**See Comment 1	0.00	0.00	0.00	90,000.00	RECON
2011	Pueblo	93,400.00	10/19/10	**See Comment 1	0.00	0.00	0.00	93,400.00	RECON
3306	Mohave Dr.	93,400.00	06/22/10	**See Comment 1	0.00	0.00	0.00	93,400.00	RECON
1627	Exeter Ave.	93,400.00	09/30/10	**See Comment 1	0.00	0.00	0.00	93,400.00	RECON
1802	Somerset	93,400.00	12/23/10	**See Comment 1	0.00	0.00	0.00	93,400.00	RECON
506	Raynell	93,400.00	12/23/10	**See Comment 1	0.00	0.00	0.00	93,400.00	RECON
2619	Stephenson	93,400.00	10/27/10	**See Comment 1	0.00	0.00	0.00	93,400.00	RECON
4719	Nome	93,400.00	01/09/11	**See Comment 1	0.00	0.00	0.00	93,400.00	RECON
2455	Volga	93,400.00	12/23/10	**See Comment 1	0.00	0.00	0.00	93,400.00	RECON
2210	Marfa	93,400.00	12/23/10	**See Comment 1	0.00	0.00	0.00	93,400.00	RECON
3124	Rutz	93,400.00	01/14/11	**See Comment 1	0.00	0.00	0.00	93,400.00	RECON
2708	Hickman	93,400.00	01/14/11	**See Comment 1	0.00	0.00	0.00	93,400.00	RECON
4749	Burma	93,400.00	03/22/11	**See Comment 1	0.00	0.00	0.00	93,400.00	RECON
3027	Seaton Dr.	93,400.00	09/08/10	**See Comment 1	0.00	0.00	0.00	93,400.00	RECON
1218	Woodview Ln.	93,400.00	01/06/11	**See Comment 1	0.00	0.00	0.00	93,400.00	RECON
1215	Woodview Ln.	93,400.00	03/07/11	**See Comment 1	0.00	0.00	0.00	93,400.00	RECON
725	Centre	93,400.00	01/14/11	**See Comment 1	0.00	0.00	0.00	93,400.00	RECON
1551	Ohio, E.	93,400.00	03/07/11	**See Comment 1	0.00	0.00	0.00	93,400.00	RECON
2331	Hudspeth	93,400.00	05/12/11	**See Comment 1	0.00	0.00	0.00	93,400.00	RECON
1119	Bonnie View	93,400.00	05/24/11	**See Comment 1	0.00	0.00	0.00	93,400.00	RECON
418	Bonnie View	93,400.00	05/12/11	**See Comment 1	0.00	0.00	0.00	93,400.00	RECON
4107	Furey St.	91,780.00	03/07/11	**See Comment 1	0.00	0.00	0.00	91,780.00	RECON
2616	Eugene	112,859.00	08/26/10	**See Comment 1	0.00	0.00	0.00	112,859.00	RECON
5180	Lauderdale	128,382.99	09/24/10	**See Comment 1	0.00	0.00	0.00	128,382.99	RECON
1926	Arizona	93,400.00	01/14/11	**See Comment 1	0.00	0.00	0.00	93,400.00	RECON
8266	Clarkview Drive	12,000.00	7/1/2011	7/1/2021	100.00	10,600.00	1,200.00	9,400.00	MAP
3931	Pictureline	13,500.00	7/1/2011	7/1/2021	112.50	12,037.50	1,350.00	10,687.50	MAP
8703	Jennie Lee Lane	13,500.00	7/8/2011	7/8/2021	112.50	12,037.50	1,350.00	10,687.50	MAP
2005	Angelina Dr	25,000.00	7/8/2011	7/8/2021	208.33	22,083.38	2,499.96	19,583.42	MAP
3726	Falls Dr	13,500.00	7/15/2011	7/15/2021	112.50	12,037.50	1,350.00	10,687.50	MAP
2535	W Five Mile Parkway	11,500.00	7/15/2011	7/15/2021	95.83	10,254.21	1,149.96	9,104.25	MAP
1415	W Illinois	13,500.00	7/29/2011	7/29/2021	112.50	12,037.50	1,350.00	10,687.50	MAP
4731	Hollow Bend Lane	13,500.00	7/29/2011	7/29/2021	112.50	12,037.50	1,350.00	10,687.50	MAP
2542	Highwood Dr	10,300.00	8/2/2011	8/2/2021	85.53	9,188.11	1,026.36	8,161.75	MAP
8622	Cedar Post Court	25,000.00	8/4/2011	8/4/2021	208.33	22,291.71	2,499.96	19,791.75	MAP
8731	Reva St	13,500.00	8/5/2011	8/5/2021	112.50	12,037.50	1,350.00	10,687.50	MAP
8610	Cedar Post Court	25,000.00	8/9/2011	8/9/2021	208.33	22,400.04	2,499.96	19,900.08	MAP
6631	Cattle Dr	25,000.00	8/10/2011	8/10/2021	208.33	22,400.04	2,499.96	19,900.08	MAP
1716	Homeland	25,000.00	8/12/2011	8/12/2021	208.33	22,400.04	2,499.96	19,900.08	MAP
6824	Timothy Dr	25,000.00	8/17/2011	8/17/2021	208.33	22,400.04	2,499.96	19,900.08	MAP
9435	Crimnson Dt	13,500.00	8/19/2011	8/19/2021	112.50	12,037.50	1,350.00	10,687.50	MAP
3443	Charolais	25,000.00	8/19/2011	8/19/2021	208.33	22,400.04	2,499.96	19,900.08	MAP
6650	Cool Morn	25,000.00	8/20/2011	8/20/2021	208.33	22,400.04	2,499.96	19,900.08	MAP
6667	Cool Morn	25,000.00	8/22/2011	8/22/2021	208.33	22,400.04	2,499.96	19,900.08	MAP

**CITY OF DALLAS HOUSING/COMMUNITY SERVICES DEPARTMENT
FORGIVABLE LOAN REPORT
FY: 10-01-12 THROUGH 9-30-13**

STREET #	STREET NAME	LOAN AMOUNT	LOAN CLOSED	MATURITY DATE	MONTHLY FORGIVABLE	BALANCE AS OF 10/1/12	2012-13 AMOUNT FORGIVEN AS OF 9/30/13	CURRENT ENDING BALANCE AS OF 9/30/13	LOAN TYPE
6635	Cattle Dr	25,000.00	8/22/2011	8/22/2021	208.33	22,400.04	2,499.96	19,900.08	MAP
3450	Santa Gertrudis Dr	25,000.00	8/24/2011	8/24/2021	208.33	22,400.04	2,499.96	19,900.08	MAP
6643	Cattle Dr	25,000.00	8/25/2011	8/25/2021	208.33	22,400.04	2,499.96	19,900.08	MAP
15629	Gatsby Ln	12,000.00	8/26/2011	8/26/2021	100.00	10,700.00	1,200.00	9,500.00	MAP
9515	Rutherglen Dr	13,500.00	8/28/2011	8/28/2021	112.50	12,037.50	1,350.00	10,687.50	MAP
6623	Cattle Dr	25,000.00	8/30/2011	8/30/2021	208.33	22,400.04	2,499.96	19,900.08	MAP
8250	Clarkview	12,000.00	8/30/2011	8/30/2021	100.00	10,700.00	1,200.00	9,500.00	MAP
12263	Ortega St	13,500.00	8/30/2011	8/30/2021	112.50	12,037.50	1,350.00	10,687.50	MAP
6820	Clark Ridge	12,000.00	8/31/2011	8/31/2021	100.00	10,700.00	1,200.00	9,500.00	MAP
6654	Cool Morn	25,000.00	9/28/2011	9/28/2021	208.33	22,500.04	2,499.96	20,000.08	MAP
3446	Charolais Dr	25,000.00	9/28/2011	9/28/2021	208.33	22,500.04	2,499.96	20,000.08	MAP
3450	Charolais Dr	25,000.00	9/28/2011	9/28/2021	208.33	22,500.04	2,499.96	20,000.08	MAP
5328	Bexar St	25,000.00	9/28/2011	9/28/2021	208.33	22,500.04	2,499.96	20,000.08	MAP
3467	Brahma Drive	44,056.00	6/27/2011	6/27/2026	367.13	38,549.05	4,405.56	34,143.49	NSP
6640	Happy Trails Drive	45,789.98	6/29/2011	6/29/2026	381.58	40,066.28	4,578.96	35,487.32	NSP
6641	Happy Trails Drive	43,642.47	6/30/2011	6/30/2026	363.69	38,187.12	4,364.28	33,822.84	NSP
6632	Happy Trails Drive	53,251.77	6/30/2011	6/30/2026	443.76	46,595.37	5,325.12	41,270.25	NSP
3403	Brahma Drive	48,917.46	7/1/2011	7/1/2026	407.65	43,210.36	4,891.80	38,318.56	NSP
3414	Mojave	49,183.69	7/6/2011	7/6/2026	409.86	42,445.65	4,918.32	37,527.33	NSP
3410	Mojave	53,763.47	7/8/2011	7/8/2026	448.03	47,491.05	5,376.36	42,114.69	NSP
6633	Happy Trails Drive	45,984.41	7/11/2011	7/11/2026	383.20	40,619.61	4,598.40	36,021.21	NSP
6636	Happy Trails Drive	43,914.68	7/29/2011	7/29/2026	365.96	38,791.24	4,391.52	34,399.72	NSP
6637	Happy Trails Drive	52,436.01	7/30/2011	7/30/2026	436.97	46,318.43	5,243.64	41,074.79	NSP
1331	Hendricks	41,505.86	8/1/2011	8/1/2026	345.88	37,009.42	4,150.56	32,858.86	NSP
6644	Happy Trails Drive	49,590.23	8/2/2011	8/2/2026	413.25	40,217.98	4,959.00	35,258.98	NSP
6163	Balcony	31,981.50	8/12/2011	8/12/2026	266.51	28,516.87	3,198.12	25,318.75	NSP
1339	Claude	44,132.20	8/25/2011	8/25/2026	367.77	39,351.19	4,413.24	34,937.95	NSP
1540	Sax Leigh Dr	52,862.82	8/30/2011	8/30/2026	440.52	47,135.76	5,286.24	41,849.52	NSP
2343	John Mccoy	45,850.64	8/31/2011	8/31/2026	382.09	40,883.47	4,585.08	36,298.39	NSP
6250	Balcony	32,520.31	9/14/2011	9/14/2026	271.00	28,997.31	3,252.00	25,745.31	NSP
1352	Hendricks	44,564.33	9/30/2011	9/30/2026	371.37	40,107.89	4,456.44	35,651.45	NSP
9606	Calle De Oro	23,915.00	9/30/2011	9/30/2026	199.29	21,523.52	2,391.48	19,132.04	NSP
1528	Sax Leigh Dr	42,978.48	9/30/2011	9/30/2026	358.15	38,680.68	4,297.80	34,382.88	NSP
1516	Sax Leigh Dr	49,505.45	9/30/2011	9/30/2026	412.55	44,554.85	4,950.60	39,604.25	NSP
8610	Cedar Post Court	6,625.00	7/8/2011	7/8/2016	110.41	5,079.26	1,324.92	3,754.34	CHDO
6618	Cool Morn	10,000.00	7/18/2011	7/18/2016	166.67	7,666.62	2,000.04	5,666.58	CHDO
8614	Cedar Post Court	6,625.00	8/8/2011	8/8/2016	110.41	5,079.26	1,324.92	3,754.34	CHDO
3443	Charolais	10,000.00	8/19/2011	8/19/2016	166.67	7,833.29	2,000.04	5,833.25	CHDO
6667	Cool Morn	10,000.00	8/22/2011	8/22/2016	166.67	7,833.29	2,000.04	5,833.25	CHDO
3450	Santa Gertrudis Dr	10,000.00	8/23/2011	8/23/2016	166.67	7,833.29	2,000.04	5,833.25	CHDO
3451	Brahma Drive	10,000.00	8/29/2011	8/29/2016	166.67	7,833.29	2,000.04	5,833.25	CHDO
6657	Happy Trails Drive	10,000.00	8/30/2011	8/30/2016	166.67	7,833.29	2,000.04	5,833.25	CHDO
6636	Leaning Oaks	10,000.00	8/31/2011	8/31/2016	166.67	7,833.29	2,000.04	5,833.25	CHDO
6650	Cool Morn	10,000.00	8/31/2011	8/31/2016	166.67	7,833.29	2,000.04	5,833.25	CHDO
3219	Buckskin Drive	10,000.00	9/2/2011	9/2/2016	166.67	7,999.96	2,000.04	5,999.92	CHDO
3346	Charolais	10,000.00	9/7/2011	9/7/2016	166.67	7,999.96	2,000.04	5,999.92	CHDO
3368	Mojave	10,000.00	9/8/2011	9/8/2016	166.67	7,999.96	2,000.04	5,999.92	CHDO
3450	Charolais	10,000.00	9/9/2011	9/9/2016	166.67	7,999.96	2,000.04	5,999.92	CHDO
6654	Cool Morn	10,000.00	9/19/2011	9/19/2016	166.67	7,999.96	2,000.04	5,999.92	CHDO
6653	Happy Trails Drive	10,000.00	9/22/2011	9/22/2016	166.67	7,999.96	2,000.04	5,999.92	CHDO
6238	Buckskin Drive	10,000.00	9/29/2011	9/29/2016	166.67	7,999.96	2,000.04	5,999.92	CHDO
5328	Bexar St	28,000.00	9/28/2011	9/28/2016	233.33	25,200.04	2,799.96	22,400.08	CHDO
2127	Dandelion	1,250.00	12/14/2011	02/03/16	20.83	1,083.36	249.96	833.40	MSRP
2127	Dandelion	3,840.00	12/14/2011	02/03/16	64.00	3,328.00	768.00	2,560.00	MSRP
2127	Dandelion	4,745.00	12/14/2011	02/03/16	79.08	4,112.36	948.96	3,163.40	MSRP

CITY OF DALLAS HOUSING/COMMUNITY SERVICES DEPARTMENT
 FORGIVABLE LOAN REPORT

FY: 10-01-12 THROUGH 9-30-13

STREET #	STREET NAME	LOAN AMOUNT	LOAN CLOSED	MATURITY DATE	MONTHLY FORGIVABLE	BALANCE AS OF 10/1/12	2012-13 AMOUNT FORGIVEN AS OF 9/30/13	CURRENT ENDING BALANCE AS OF 9/30/13	LOAN TYPE
2633	Alameda	5,045.00	12/14/2011	02/03/16	84.08	4,372.36	1,008.96	3,363.40	MSRP
2633	Alameda	5,855.72	12/14/2011	02/03/16	98.15	5,070.52	1,177.80	3,892.72	MSRP
2633	Alameda	2,720.00	12/14/2011	02/03/16	45.33	2,357.36	543.96	1,813.40	MSRP
3210	Alabama	1,600.00	12/14/2011	02/03/16	26.67	1,386.64	320.04	1,066.60	MSRP
3210	Alabama	3,876.00	12/14/2011	02/03/16	64.60	3,359.20	775.20	2,584.00	MSRP
3210	Alabama	4,852.40	12/14/2011	02/03/16	80.87	4,205.44	970.44	3,235.00	MSRP
2718	Southland	6,220.00	12/14/2011	02/03/16	103.67	5,390.64	1,244.04	4,146.60	MSRP
2718	Southland	2,546.50	12/14/2011	02/03/16	42.44	2,206.98	509.28	1,697.70	MSRP
2718	Southland	5,848.16	12/14/2011	02/03/16	97.47	5,068.40	1,169.64	3,898.76	MSRP
7204	Little Canyon	5,280.00	12/14/2011	02/03/16	88.00	4,576.00	1,056.00	3,520.00	MSRP
7204	Little Canyon	1,285.00	12/14/2011	02/03/16	21.42	1,113.64	257.04	856.60	MSRP
7204	Little Canyon	8,523.20	12/14/2011	02/03/16	142.05	7,386.80	1,704.60	5,682.20	MSRP
1342	Fernwood	3,630.00	12/14/2011	02/03/16	60.50	3,146.00	726.00	2,420.00	MSRP
1342	Fernwood	5,088.88	12/14/2011	02/03/16	84.80	4,410.48	1,017.60	3,392.88	MSRP
1342	Fernwood	5,242.50	12/14/2011	02/03/16	87.38	4,543.46	1,048.56	3,494.90	MSRP
2834	Mc Dermott	4,884.39	12/14/2011	02/03/16	81.41	4,233.11	976.92	3,256.19	MSRP
2834	Mc Dermott	3,872.96	12/14/2011	02/03/16	64.55	3,356.56	774.60	2,581.96	MSRP
2834	Mc Dermott	1,145.00	12/14/2011	02/03/16	19.08	992.36	228.96	763.40	MSRP
2834	Mc Dermott	6,663.02	12/14/2011	02/03/16	111.05	5,774.62	1,332.60	4,442.02	MSRP
2801	Peary	4,745.00	12/14/2011	02/03/16	79.08	4,112.36	948.96	3,163.40	MSRP
2801	Peary	6,545.00	12/14/2011	02/03/16	109.08	5,672.36	1,308.96	4,363.40	MSRP
2801	Peary	1,335.00	12/14/2011	02/03/16	22.25	1,157.00	267.00	890.00	MSRP
6925	Sammy Circle	4,905.00	12/14/2011	02/03/16	81.75	4,251.00	981.00	3,270.00	MSRP
6925	Sammy Circle	1,533.00	12/14/2011	02/03/16	25.55	1,328.60	306.60	1,022.00	MSRP
6925	Sammy Circle	1,724.66	12/14/2011	02/03/16	28.74	1,494.74	344.88	1,149.86	MSRP
734	Kirkwood	760.50	12/14/2011	02/03/16	12.68	659.06	152.16	506.90	MSRP
734	Kirkwood	7,467.70	12/14/2011	02/03/16	124.45	6,472.10	1,493.40	4,978.70	MSRP
734	Kirkwood	5,600.00	12/14/2011	02/03/16	93.33	4,853.36	1,119.96	3,733.40	MSRP
10020	HYMIE	6,718.00	1/18/2012	03/09/17	119.97	5,878.21	1,439.64	4,438.57	MSRP
10020	HYMIE	7,213.87	1/18/2012	03/09/17	120.23	6,372.26	1,442.76	4,929.50	MSRP
2718	GERTRUDE	2,608.00	1/18/2012	03/09/17	43.47	2,303.71	521.64	1,782.07	MSRP
2718	GERTRUDE	1,228.00	1/18/2012	03/09/17	20.42	1,085.06	245.04	840.02	MSRP
2718	GERTRUDE	6,828.56	1/18/2012	03/09/17	113.81	6,031.89	1,365.72	4,666.17	MSRP
2718	GERTRUDE	4,876.15	1/18/2012	03/09/17	81.27	4,307.26	975.24	3,332.02	MSRP
4077	HUCKLEBERY	4,847.00	1/18/2012	03/09/17	80.78	4,281.54	969.36	3,312.18	MSRP
4077	HUCKLEBERY	6,843.00	1/18/2012	03/09/17	114.05	6,044.65	1,368.60	4,676.05	MSRP
4077	HUCKLEBERY	4,256.00	1/18/2012	03/09/17	70.93	3,759.49	851.16	2,908.33	MSRP
7900	POND	3,699.30	1/18/2012	03/09/17	61.66	3,267.68	739.92	2,527.76	MSRP
7900	POND	4,842.50	1/18/2012	03/09/17	80.71	4,277.53	968.52	3,309.01	MSRP
7900	POND	5,504.00	1/18/2012	03/09/17	91.73	4,861.89	1,100.76	3,761.13	MSRP
2410	BLANTON	9,120.00	1/18/2012	03/09/17	152.00	8,056.00	1,824.00	6,232.00	MSRP
2410	BLANTON	5,865.71	1/18/2012	03/09/17	97.76	5,181.39	1,173.12	4,008.27	MSRP
531	Goldwood	4,160.00	1/18/2012	03/09/17	69.33	3,674.69	831.96	2,842.73	MSRP
531	Goldwood	8,354.19	1/18/2012	03/09/17	139.23	7,379.58	1,670.76	5,708.82	MSRP
7135	Woodland Terrace	5,445.00	1/18/2012	03/09/17	90.75	4,809.75	1,089.00	3,720.75	MSRP
7437	Claymont	4,502.25	1/18/2012	03/09/17	75.04	3,976.97	900.48	3,076.49	MSRP
7124	Arborcrest	6,864.75	1/18/2012	03/09/17	114.41	6,063.88	1,372.92	4,690.96	MSRP
7124	Arborcrest	1,190.00	1/18/2012	03/09/17	19.83	1,051.19	237.96	813.23	MSRP
7124	Arborcrest	4,900.00	1/18/2012	03/09/17	81.67	4,328.31	980.04	3,348.27	MSRP
425	Suffolk	5,089.40	1/18/2012	03/09/17	84.82	4,495.66	1,017.84	3,477.82	MSRP
425	Suffolk	6,335.10	1/18/2012	03/09/17	105.59	5,595.97	1,267.08	4,328.89	MSRP
425	Suffolk	6,037.20	1/18/2012	03/09/17	100.62	5,332.86	1,207.44	4,125.42	MSRP
4146	Tioga	5,749.00	1/18/2012	03/09/17	95.82	5,078.26	1,149.84	3,928.42	MSRP
4146	Tioga	8,031.80	1/18/2012	03/09/17	133.86	7,094.78	1,606.32	5,488.46	MSRP
4146	Tioga	475.00	1/18/2012	03/09/17	7.92	419.56	95.04	324.52	MSRP

CITY OF DALLAS HOUSING/COMMUNITY SERVICES DEPARTMENT
FORGIVABLE LOAN REPORT

FY: 10-01-12 THROUGH 9-30-13

STREET #	STREET NAME	LOAN AMOUNT	LOAN CLOSED	MATURITY DATE	MONTHLY FORGIVABLE	BALANCE AS OF 10/1/12	2012-13 AMOUNT FORGIVEN AS OF 9/30/13	CURRENT ENDING BALANCE AS OF 9/30/13	LOAN TYPE
6740	Latta	778.50	2/3/2012	03/25/17	12.98	687.64	155.76	531.88	MSRP
6740	Latta	5,477.44	2/3/2012	03/25/17	91.29	4,838.41	1,095.48	3,742.93	MSRP
6740	Latta	3,033.00	2/3/2012	03/25/17	50.55	2,679.15	606.60	2,072.55	MSRP
6740	Latta	6,573.00	2/3/2012	03/25/17	109.55	5,806.15	1,314.60	4,491.55	MSRP
414	Elston	5,805.50	2/3/2012	03/25/17	96.76	5,128.18	1,161.12	3,967.06	MSRP
2342	Wynnnewood	6,294.00	2/3/2012	03/25/17	104.90	5,559.70	1,258.80	4,300.90	MSRP
2342	Wynnnewood	2,768.00	2/3/2012	03/25/17	46.13	2,445.09	553.56	1,891.53	MSRP
708	Hines	7,347.92	2/27/2012	04/02/17	122.47	6,613.10	1,469.64	5,143.46	MSRP
708	Hines	5,140.00	2/27/2012	04/02/17	85.67	4,625.98	1,028.04	3,597.94	MSRP
4852	BISMARK	4,207.49	2/27/2012	04/02/17	70.12	3,786.77	841.44	2,945.33	MSRP
4852	BISMARK	5,140.00	2/27/2012	04/02/17	85.67	4,625.98	1,028.04	3,597.94	MSRP
4852	BISMARK	1,149.00	2/27/2012	04/02/17	19.15	1,034.10	229.80	804.30	MSRP
6814	SHADY MEADOW	1,200.00	2/27/2012	04/02/17	20.00	1,080.00	240.00	840.00	MSRP
6814	SHADY MEADOW	8,354.40	2/27/2012	04/02/17	139.24	7,518.96	1,670.88	5,848.08	MSRP
2511	Club Manor	5,180.00	2/27/2012	04/02/17	86.33	4,662.02	1,035.96	3,626.06	MSRP
3408	Cardinal	6,183.15	2/27/2012	04/02/17	103.05	5,564.85	1,236.60	4,328.25	MSRP
3408	Cardinal	6,175.60	2/27/2012	04/02/17	102.93	5,558.02	1,235.16	4,322.86	MSRP
3408	Cardinal	2,720.00	2/27/2012	04/02/17	45.33	2,448.02	543.96	1,904.06	MSRP
3927	Happy Canyon	6,960.00	2/27/2012	04/02/17	116.00	6,264.00	1,392.00	4,872.00	MSRP
3927	Happy Canyon	6,005.00	2/27/2012	04/02/17	100.08	5,404.52	1,200.96	4,203.56	MSRP
3927	Happy Canyon	1,300.00	2/27/2012	04/02/17	21.67	1,169.98	260.04	909.94	MSRP
1020	Clearwood	7,528.00	3/20/2012	04/26/17	125.47	6,775.18	1,505.64	5,269.54	MSRP
2508	San Paula	6,170.00	3/20/2012	04/26/17	102.83	5,553.02	1,233.96	4,319.06	MSRP
2508	San Paula	7,359.15	3/20/2012	04/26/17	122.65	6,623.25	1,471.80	5,151.45	MSRP
1827	Leath	1,575.00	3/20/2012	04/26/17	26.26	1,417.44	315.12	1,102.32	MSRP
1827	Leath	7,681.00	3/20/2012	04/26/17	128.01	6,912.94	1,536.12	5,376.82	MSRP
1827	Leath	5,580.00	3/20/2012	04/26/17	93.00	5,022.00	1,116.00	3,906.00	MSRP
4850	Elena	1,170.00	3/20/2012	04/26/17	19.50	1,053.00	234.00	819.00	MSRP
4850	Elena	3,085.00	3/20/2012	04/26/17	51.41	2,776.54	616.92	2,159.62	MSRP
4850	Elena	6,560.00	3/20/2012	04/26/17	109.33	5,904.02	1,311.96	4,592.06	MSRP
967	Ryan	3,703.00	3/20/2012	04/26/17	61.72	3,332.68	740.64	2,592.04	MSRP
967	Ryan	7,500.00	3/20/2012	04/26/17	125.00	6,750.00	1,500.00	5,250.00	MSRP
1011	Forester	5,067.00	3/20/2012	04/26/17	84.45	4,560.30	1,013.40	3,546.90	MSRP
1011	Forester	4,995.10	3/20/2012	04/26/17	83.25	4,495.60	999.00	3,496.60	MSRP
1011	Forester	4,518.99	3/20/2012	04/26/17	75.32	4,067.07	903.84	3,163.23	MSRP
711	Havenwood	5,141.43	3/20/2012	04/26/17	85.69	4,627.29	1,028.28	3,599.01	MSRP
711	Havenwood	5,891.36	3/20/2012	04/26/17	98.19	5,302.22	1,178.28	4,123.94	MSRP
711	Havenwood	3,078.12	3/20/2012	04/26/17	51.30	2,770.32	615.60	2,154.72	MSRP
1943	Chattanooga	2,526.00	3/20/2012	04/26/17	42.10	2,273.40	505.20	1,768.20	MSRP
1943	Chattanooga	3,814.00	3/20/2012	04/26/17	63.57	3,432.58	762.84	2,669.74	MSRP
1943	Chattanooga	4,774.12	3/20/2012	04/26/17	79.57	4,296.70	954.84	3,341.86	MSRP
1943	Chattanooga	4,516.90	3/20/2012	04/26/17	75.28	4,065.22	903.36	3,161.86	MSRP
3552	Nomas	4,893.73	3/20/2012	04/26/17	81.56	4,404.37	978.72	3,425.65	MSRP
3552	Nomas	7,319.96	3/20/2012	04/26/17	122.00	6,587.96	1,464.00	5,123.96	MSRP
3552	Nomas	3,200.00	3/20/2012	04/26/17	53.33	2,880.02	639.96	2,240.06	MSRP
3552	Nomas	1,295.00	3/20/2012	04/26/17	21.58	1,165.52	258.96	906.56	MSRP
3025	Marjorie	1,773.12	3/30/2012	05/05/17	29.55	1,625.37	354.60	1,270.77	MSRP
3025	Marjorie	5,277.00	3/30/2012	05/05/17	87.95	4,837.25	1,055.40	3,781.85	MSRP
1204	Willow Glen	4,404.68	3/30/2012	05/05/17	73.41	4,037.63	880.92	3,156.71	MSRP
1204	Willow Glen	7,893.00	3/30/2012	05/05/17	131.55	7,235.25	1,578.60	5,656.65	MSRP
5026	Linder	4,200.00	3/30/2012	05/05/17	70.00	3,850.00	840.00	3,010.00	MSRP
5026	Linder	3,675.00	3/30/2012	05/05/17	61.25	3,368.75	735.00	2,633.75	MSRP
5026	Linder	4,772.00	3/30/2012	05/05/17	79.53	4,374.35	954.36	3,419.99	MSRP
407	Kruger	2,670.00	3/30/2012	05/05/17	44.50	2,447.50	534.00	1,913.50	MSRP
407	Kruuger	6,126.00	3/30/2012	05/05/17	102.10	5,615.50	1,225.20	4,390.30	MSRP

CITY OF DALLAS HOUSING/COMMUNITY SERVICES DEPARTMENT
FORGIVABLE LOAN REPORT

FY: 10-01-12 THROUGH 9-30-13

STREET #	STREET NAME	LOAN AMOUNT	LOAN CLOSED	MATURITY DATE	MONTHLY FORGIVABLE	BALANCE AS OF 10/1/12	2012-13 AMOUNT FORGIVEN AS OF 9/30/13	CURRENT ENDING BALANCE AS OF 9/30/13	LOAN TYPE
407	Kruuger	5,726.80	3/30/2012	05/05/17	95.45	5,249.55	1,145.40	4,104.15	MSRP
3230	Mayhew	3,330.00	3/30/2012	05/05/17	55.50	3,052.50	666.00	2,386.50	MSRP
3230	Mayhew	5,120.00	3/30/2012	05/05/17	85.33	4,693.35	1,023.96	3,669.39	MSRP
3230	Mayhew	6,472.80	3/30/2012	05/05/17	107.88	5,933.40	1,294.56	4,638.84	MSRP
2072	Van Cleave	5,338.00	3/30/2012	05/05/17	88.97	4,893.15	1,067.64	3,825.51	MSRP
2072	Van Cleave	8,929.38	3/30/2012	05/05/17	148.82	8,185.28	1,785.84	6,399.44	MSRP
5008	Hollow Ridge	5,654.00	3/30/2012	05/05/17	94.23	5,182.85	1,130.76	4,052.09	MSRP
5008	Hollow Ridge	1,300.00	3/30/2012	05/05/17	21.67	1,191.65	260.04	931.61	MSRP
5324	Mystic Trl.	7,892.80	3/30/2012	05/05/17	131.55	7,235.05	1,578.60	5,656.45	MSRP
5324	Mystic Trl.	1,150.00	3/30/2012	05/05/17	19.17	1,054.15	230.04	824.11	MSRP
5324	Mystic Trl.	4,608.50	3/30/2012	05/05/17	76.81	4,224.45	921.72	3,302.73	MSRP
2635	Globe	3,719.68	3/30/2012	05/05/17	61.99	3,409.73	743.88	2,665.85	MSRP
2635	Globe	6,944.30	3/30/2012	05/05/17	115.74	6,365.60	1,388.88	4,976.72	MSRP
2635	Globe	5,272.00	3/30/2012	05/05/17	87.87	4,832.65	1,054.44	3,778.21	MSRP
4831	Mexicana	4,095.00	4/18/2012	05/24/17	68.25	3,753.75	819.00	2,934.75	MSRP
1326	Arizona	6,832.00	4/18/2012	05/24/17	113.87	6,262.65	1,366.44	4,896.21	MSRP
1326	Arizona	8,843.11	4/18/2012	05/24/17	147.39	8,106.16	1,768.68	6,337.48	MSRP
1326	Arizona	1,145.00	4/18/2012	05/24/17	19.08	1,049.60	228.96	820.64	MSRP
1628	Windchime	5,972.00	4/18/2012	05/24/17	99.53	5,474.35	1,194.36	4,279.99	MSRP
1628	Windchime	1,535.00	4/18/2012	05/24/17	25.58	1,407.10	306.96	1,100.14	MSRP
1628	Windchime	4,738.50	4/18/2012	05/24/17	78.98	4,343.60	947.76	3,395.84	MSRP
10239	Green Ash	8,348.00	4/18/2012	05/24/17	139.13	7,652.35	1,669.56	5,982.79	MSRP
10239	Green Ash	5,320.00	4/18/2012	05/24/17	88.67	4,876.65	1,064.04	3,812.61	MSRP
4242	Clark College	1,300.00	4/18/2012	05/24/17	21.67	1,191.65	260.04	931.61	MSRP
4242	Clark College	8,084.15	4/18/2012	05/24/17	134.74	7,410.45	1,616.88	5,793.57	MSRP
3516	Linefield	7,620.65	4/18/2012	05/24/17	127.01	6,985.60	1,524.12	5,461.48	MSRP
3516	Linefield	960.00	4/18/2012	05/24/17	16.00	880.00	192.00	688.00	MSRP
3516	Linefield	3,680.00	4/18/2012	05/24/17	61.33	3,373.35	735.96	2,637.39	MSRP
3003	Hatcher	2,160.00	4/19/2012	05/25/17	36.00	1,980.00	432.00	1,548.00	MSRP
3003	Hatcher	5,133.22	4/19/2012	05/25/17	85.55	4,705.47	1,026.60	3,678.87	MSRP
3003	Hatcher	5,273.55	4/19/2012	05/25/17	87.89	4,834.10	1,054.68	3,779.42	MSRP
3003	Hatcher	2,128.00	4/19/2012	05/25/17	35.47	1,950.65	425.64	1,525.01	MSRP
7961	Olusta	2,869.92	4/19/2012	05/25/17	47.83	2,630.77	573.96	2,056.81	MSRP
7961	Olusta	5,343.70	4/19/2012	05/25/17	89.06	4,898.40	1,068.72	3,829.68	MSRP
7961	Olusta	5,979.30	4/19/2012	05/25/17	99.66	5,481.00	1,195.92	4,285.08	MSRP
7961	Olusta	3,230.00	4/19/2012	05/25/17	53.83	2,960.85	645.96	2,314.89	MSRP
3627	Dawes	2,635.00	4/19/2012	05/25/17	43.92	2,415.40	527.04	1,888.36	MSRP
3627	Dawes	1,859.00	4/19/2012	05/25/17	30.98	1,704.10	371.76	1,332.34	MSRP
3627	Dawes	6,693.05	4/19/2012	05/25/17	111.55	6,135.30	1,338.60	4,796.70	MSRP
3627	Dawes	6,221.70	4/19/2012	05/25/17	103.70	5,703.20	1,244.40	4,458.80	MSRP
6421	Palm Island	3,476.00	4/19/2012	05/25/17	57.93	3,186.35	695.16	2,491.19	MSRP
6421	Palm Island	1,150.00	4/19/2012	05/25/17	19.17	1,054.15	230.04	824.11	MSRP
6421	Palm Island	5,825.00	4/19/2012	05/25/17	97.08	5,339.60	1,164.96	4,174.64	MSRP
6421	Palm Island	5,227.00	4/19/2012	05/25/17	87.12	4,791.40	1,045.44	3,745.96	MSRP
6108	Greenmere	5,619.00	4/30/2012	06/04/17	93.65	5,244.40	1,123.80	4,120.60	MSRP
6108	Greenmere	738.00	4/30/2012	06/04/17	12.30	688.80	147.60	541.20	MSRP
6108	Greenmere	5,373.16	4/30/2012	06/04/17	89.55	5,014.96	1,074.60	3,940.36	MSRP
3318	Ridgemoor	6,127.00	4/30/2012	06/04/17	102.12	5,718.52	1,225.44	4,493.08	MSRP
3318	Ridgemoor	7,657.00	4/30/2012	06/04/17	127.62	7,146.52	1,531.44	5,615.08	MSRP
8425	Campanella	2,880.00	4/30/2012	06/04/17	48.00	2,688.00	576.00	2,112.00	MSRP
8425	Campanella	1,140.00	4/30/2012	06/04/17	19.00	1,064.00	228.00	836.00	MSRP
8425	Campanella	5,215.00	4/30/2012	06/04/17	86.92	4,867.32	1,043.04	3,824.28	MSRP
8425	Campanella	5,504.00	4/30/2012	06/04/17	91.73	5,137.08	1,100.76	4,036.32	MSRP
3471	Pacesetter	7,129.47	5/21/2012	06/25/17	118.82	6,654.19	1,425.84	5,228.35	MSRP
3471	Pacesetter	4,730.00	5/21/2012	06/25/17	78.83	4,414.68	945.96	3,468.72	MSRP

CITY OF DALLAS HOUSING/COMMUNITY SERVICES DEPARTMENT
 FORGIVABLE LOAN REPORT
 FY: 10-01-12 THROUGH 9-30-13

STREET #	STREET NAME	LOAN AMOUNT	LOAN CLOSED	MATURITY DATE	MONTHLY FORGIVABLE	BALANCE AS OF 10/1/12	2012-13 AMOUNT FORGIVEN AS OF 9/30/13	CURRENT ENDING BALANCE AS OF 9/30/13	LOAN TYPE
3471	Pacesetter	5,639.50	5/21/2012	06/25/17	93.99	5,263.54	1,127.88	4,135.66	MSRP
5622	Cary	3,432.00	5/21/2012	06/25/17	57.20	3,203.20	686.40	2,516.80	MSRP
5622	Cary	5,046.36	5/21/2012	06/25/17	84.11	4,709.92	1,009.32	3,700.60	MSRP
5622	Cary	5,347.00	5/21/2012	06/25/17	89.12	4,990.52	1,069.44	3,921.08	MSRP
614	Green Cove	7,596.24	5/21/2012	06/25/17	126.60	7,089.84	1,519.20	5,570.64	MSRP
614	Green Cove	6,525.00	5/21/2012	06/25/17	108.75	6,090.00	1,305.00	4,785.00	MSRP
614	Green Cove	795.00	5/21/2012	06/25/17	13.25	742.00	159.00	583.00	MSRP
639	N Rosemont	2,175.00	5/21/2012	06/25/17	36.25	2,030.00	435.00	1,595.00	MSRP
639	N Rosemont	4,448.50	5/21/2012	06/25/17	74.14	4,151.94	889.68	3,262.26	MSRP
639	N Rosemont	4,312.00	5/21/2012	06/25/17	71.87	4,024.52	862.44	3,162.08	MSRP
639	N Rosemont	6,564.00	5/21/2012	06/25/17	109.40	6,126.40	1,312.80	4,813.60	MSRP
2203	Lewiston	7,562.50	5/21/2012	06/25/17	126.03	7,058.38	1,512.36	5,546.02	MSRP
2203	Lewiston	8,334.18	5/21/2012	06/25/17	138.90	7,778.58	1,666.80	6,111.78	MSRP
714	Highcrest	6,366.26	5/21/2012	06/25/17	106.10	5,941.86	1,273.20	4,668.66	MSRP
714	Highcrest	4,560.00	5/21/2012	06/25/17	76.00	4,256.00	912.00	3,344.00	MSRP
6310	Moonglow	7,436.23	5/21/2012	06/25/17	123.94	6,940.47	1,487.28	5,453.19	MSRP
6310	Moonglow	6,317.88	5/21/2012	06/25/17	105.30	5,896.68	1,263.60	4,633.08	MSRP
6310	Moonglow	1,000.00	5/21/2012	06/25/17	16.67	933.32	200.04	733.28	MSRP
2710	Fordham	4,980.00	5/21/2012	06/25/17	83.00	4,648.00	996.00	3,652.00	MSRP
2710	Fordham	5,208.99	5/21/2012	06/25/17	86.80	4,861.79	1,041.60	3,820.19	MSRP
2710	Fordham	5,914.44	5/21/2012	06/25/17	98.57	5,520.16	1,182.84	4,337.32	MSRP
2253	Deerpath	3,632.00	5/21/2012	06/25/17	60.53	3,389.88	726.36	2,663.52	MSRP
2253	Deerpath	8,567.10	5/21/2012	06/25/17	142.79	7,995.94	1,713.48	6,282.46	MSRP
2253	Deerpath	4,433.72	5/21/2012	06/25/17	73.90	4,138.12	886.80	3,251.32	MSRP
9622	Laneyvale	8,318.36	5/21/2012	06/25/17	138.64	7,763.80	1,663.68	6,100.12	MSRP
9622	Laneyvale	4,104.00	5/21/2012	06/25/17	68.40	3,830.40	820.80	3,009.60	MSRP
12230	Willowdell	3,640.00	5/31/2012	07/06/12	60.66	3,458.02	727.92	2,730.10	MSRP
12230	Willowdell	7,825.08	5/31/2012	07/06/12	130.42	7,433.82	1,565.04	5,868.78	MSRP
10108	Neosho	3,272.78	5/31/2012	07/06/12	54.55	3,109.13	654.60	2,454.53	MSRP
10108	Neosho	8,558.04	5/31/2012	07/06/12	142.63	8,130.15	1,711.56	6,418.59	MSRP
10108	Neosho	5,271.00	5/31/2012	07/06/12	87.85	5,007.45	1,054.20	3,953.25	MSRP
540	Goldwood	3,840.00	5/31/2012	07/06/12	64.00	3,648.00	768.00	2,880.00	MSRP
540	Goldwood	8,673.22	5/31/2012	07/06/12	144.55	8,239.57	1,734.60	6,504.97	MSRP
1521	Meadow Valley	3,840.00	5/31/2012	07/06/12	64.00	3,648.00	768.00	2,880.00	MSRP
1521	Meadow Valley	6,929.76	5/31/2012	07/06/12	115.50	6,583.26	1,386.00	5,197.26	MSRP
1521	Meadow Valley	5,275.35	5/31/2012	07/06/12	87.92	5,011.59	1,055.04	3,956.55	MSRP
1623	Allentown	9,426.15	6/21/2012	07/27/12	157.10	8,954.85	1,885.20	7,069.65	MSRP
8926	CHERRYBROOK	6,770.75	6/21/2012	07/27/12	112.85	6,432.20	1,354.20	5,078.00	MSRP
8926	CHERRYBROOK	7,510.73	6/21/2012	07/27/12	125.18	7,135.19	1,502.16	5,633.03	MSRP
2632	Volga	1,295.00	6/21/2012	07/27/12	21.58	1,230.26	258.96	971.30	MSRP
2632	Volga	2,400.00	6/21/2012	07/27/12	40.00	2,280.00	480.00	1,800.00	MSRP
2632	Volga	6,228.98	6/21/2012	07/27/12	103.82	5,917.52	1,245.84	4,671.68	MSRP
2632	Volga	5,420.40	6/21/2012	07/27/12	90.34	5,149.38	1,084.08	4,065.30	MSRP
2015	DANCLIFF	7,777.50	6/21/2012	07/27/12	129.63	7,388.61	1,555.56	5,833.05	MSRP
2015	DANCLIFF	7,298.35	6/21/2012	07/27/12	121.64	6,933.43	1,459.68	5,473.75	MSRP
7831	LOST MIRAGE	6,450.32	6/21/2012	07/27/12	107.51	6,127.79	1,290.12	4,837.67	MSRP
7831	LOST MIRAGE	5,344.00	6/21/2012	07/27/12	89.07	5,076.79	1,068.84	4,007.95	MSRP
7831	LOST MIRAGE	4,160.00	6/21/2012	07/27/12	69.33	3,952.01	831.96	3,120.05	MSRP
4126	CLARK COLLEGE	3,060.00	6/21/2012	07/27/12	51.00	2,907.00	612.00	2,295.00	MSRP
4126	CLARK COLLEGE	5,973.00	6/21/2012	07/27/12	99.55	5,674.35	1,194.60	4,479.75	MSRP
4126	CLARK COLLEGE	5,348.00	6/21/2012	07/27/12	89.13	5,080.61	1,069.56	4,011.05	MSRP
2222	MICHIGAN	4,275.00	6/21/2012	07/27/12	71.25	4,061.25	855.00	3,206.25	MSRP
2222	MICHIGAN	5,157.00	6/21/2012	07/27/12	85.95	4,899.15	1,031.40	3,867.75	MSRP
2222	MICHIGAN	2,880.00	6/21/2012	07/27/12	48.00	2,736.00	576.00	2,160.00	MSRP
2428	SUE	10,556.10	6/28/2012	08/05/17	175.94	10,204.22	2,111.28	8,092.94	MSRP

CITY OF DALLAS HOUSING/COMMUNITY SERVICES DEPARTMENT
 FORGIVABLE LOAN REPORT

FY: 10-01-12 THROUGH 9-30-13

STREET #	STREET NAME	LOAN AMOUNT	LOAN CLOSED	MATURITY DATE	MONTHLY FORGIVABLE	BALANCE AS OF 10/1/12	2012-13 AMOUNT FORGIVEN AS OF 9/30/13	CURRENT ENDING BALANCE AS OF 9/30/13	LOAN TYPE
2428	SUE	5,940.00	6/28/2012	08/05/17	99.00	5,742.00	1,188.00	4,554.00	MSRP
367	CRUSADER	7,076.87	6/28/2012	08/05/17	117.95	6,840.97	1,415.40	5,425.57	MSRP
367	CRUSADER	1,007.44	6/28/2012	08/05/17	16.79	973.86	201.48	772.38	MSRP
367	CRUSADER	5,205.00	6/28/2012	08/05/17	86.75	5,031.50	1,041.00	3,990.50	MSRP
6421	SYMPHONY	5,632.00	6/28/2012	08/05/17	93.87	5,444.26	1,126.44	4,317.82	MSRP
6421	SYMPHONY	2,700.00	6/28/2012	08/05/17	45.00	2,610.00	540.00	2,070.00	MSRP
6421	SYMPHONY	8,752.00	6/28/2012	08/05/17	145.87	8,460.26	1,750.44	6,709.82	MSRP
2754	MEADOW HARVEST	1,536.28	7/24/2012	08/30/17	25.60	1,485.08	307.20	1,177.88	MSRP
2754	MEADOW HARVEST	5,750.35	7/24/2012	08/30/17	95.84	5,558.67	1,150.08	4,408.59	MSRP
3705	3705 WENDEKLIN	8,388.96	7/24/2012	08/30/17	139.82	8,109.32	1,677.84	6,431.48	MSRP
3705	3705 WENDEKLIN	3,240.00	7/24/2012	08/30/17	54.00	3,132.00	648.00	2,484.00	MSRP
750	750 GOLDWOOD	4,905.00	7/24/2012	08/30/17	81.75	4,741.50	981.00	3,760.50	MSRP
750	750 GOLDWOOD	6,107.20	7/24/2012	08/30/17	101.79	5,903.62	1,221.48	4,682.14	MSRP
3107	FERNWOOD	5,205.00	7/24/2012	08/30/17	86.75	5,031.50	1,041.00	3,990.50	MSRP
3107	FERNWOOD	5,693.00	7/24/2012	08/30/17	94.88	5,503.24	1,138.56	4,364.68	MSRP
3107	FERNWOOD	5,698.46	7/24/2012	08/30/17	94.97	5,508.52	1,139.64	4,368.88	MSRP
3806	TIOGA	7,436.35	7/24/2012	08/30/17	123.94	7,188.47	1,487.28	5,701.19	MSRP
3806	TIOGA	2,970.00	7/24/2012	08/30/17	49.50	2,871.00	594.00	2,277.00	MSRP
9910	HUSTEAD	5,254.00	7/24/2012	08/30/17	87.57	5,078.86	1,050.84	4,028.02	MSRP
9910	HUSTEAD	3,135.00	7/24/2012	08/30/17	52.25	3,030.50	627.00	2,403.50	MSRP
8011	KISKA	2,310.00	7/24/2012	08/30/17	38.50	2,233.00	462.00	1,771.00	MSRP
2344	APPELTON	4,655.00	7/24/2012	08/30/17	77.58	4,499.84	930.96	3,568.88	MSRP
2344	APPELTON	4,893.73	7/24/2012	08/30/17	81.56	4,730.61	978.72	3,751.89	MSRP
2344	APPELTON	5,768.27	7/24/2012	08/30/17	96.14	5,575.99	1,153.68	4,422.31	MSRP
3327	PACESETTER	5,507.00	7/31/2012	09/06/17	91.78	5,415.22	1,101.36	4,313.86	MSRP
3327	PACESETTER	6,389.71	7/31/2012	09/06/17	106.50	6,283.21	1,278.00	5,005.21	MSRP
4107	PRINGLE	5,205.00	7/31/2012	09/06/17	86.75	5,118.25	1,041.00	4,077.25	MSRP
4107	PRINGLE	6,952.00	7/31/2012	09/06/17	115.87	6,836.13	1,390.44	5,445.69	MSRP
4107	PRINGLE	5,342.75	7/31/2012	09/06/17	89.05	5,253.70	1,068.60	4,185.10	MSRP
1512	HARBOR	8,140.00	7/31/2012	09/06/17	135.67	8,004.33	1,628.04	6,376.29	MSRP
1512	HARBOR	774.00	7/31/2012	09/06/17	12.90	761.10	154.80	606.30	MSRP
1512	HARBOR	6,430.49	7/31/2012	09/06/17	107.17	6,323.32	1,286.04	5,037.28	MSRP
1446	FERNWOOD	8,764.25	7/31/2012	09/06/17	146.07	8,618.18	1,752.84	6,865.34	MSRP
1446	FERNWOOD	6,850.00	7/31/2012	09/06/17	114.17	6,735.83	1,370.04	5,365.79	MSRP
2514	CRADDOCK	5,673.50	7/31/2012	09/06/17	94.56	5,578.94	1,134.72	4,444.22	MSRP
2514	CRADDOCK	5,139.40	7/31/2012	09/06/17	85.66	5,053.74	1,027.92	4,025.82	MSRP
2514	CRADDOCK	4,893.73	7/31/2012	09/06/17	81.56	4,812.17	978.72	3,833.45	MSRP
9505	SILVER FALLS	8,430.00	7/31/2012	09/06/17	140.50	8,289.50	1,686.00	6,603.50	MSRP
9505	SILVER FALLS	6,000.00	7/31/2012	09/06/17	100.00	5,900.00	1,200.00	4,700.00	MSRP
4311	CANADA	6,848.68	7/31/2012	09/06/17	114.14	6,734.54	1,369.68	5,364.86	MSRP
622	KESLO	7,350.60	7/31/2012	09/06/17	122.51	7,228.09	1,470.12	5,757.97	MSRP
622	KESLO	8,819.05	7/31/2012	09/06/17	146.98	8,672.07	1,763.76	6,908.31	MSRP
5006	Ivy	8,868.21	8/16/2012	09/22/17	147.80	8,720.41	1,773.60	6,946.81	MSRP
5006	Ivy	6,604.00	8/16/2012	09/22/17	110.07	6,493.93	1,320.84	5,173.09	MSRP
6840	Lucy	6,468.00	8/16/2012	09/22/17	107.80	6,360.20	1,293.60	5,066.60	MSRP
6840	Lucy	5,673.01	8/16/2012	09/22/17	94.55	5,578.46	1,134.60	4,443.86	MSRP
6840	Lucy	450.00	8/16/2012	09/22/17	7.50	442.50	90.00	352.50	MSRP
1624	Heather Glen	7,336.43	8/16/2012	09/22/17	122.27	7,214.16	1,467.24	5,746.92	MSRP
1624	Heather Glen	1,250.00	8/16/2012	09/22/17	20.83	1,229.17	249.96	979.21	MSRP
1624	Heather Glen	7,360.00	8/16/2012	09/22/17	122.67	7,237.33	1,472.04	5,765.29	MSRP
1220	Alaska	2,720.00	8/16/2012	09/22/17	45.33	2,674.67	543.96	2,130.71	MSRP
1220	Alaska	5,445.00	8/16/2012	09/22/17	90.75	5,354.25	1,089.00	4,265.25	MSRP
1220	Alaska	1,153.00	8/16/2012	09/22/17	19.22	1,133.78	230.64	903.14	MSRP
1220	Alaska	5,209.74	8/16/2012	09/22/17	86.83	5,122.91	1,041.96	4,080.95	MSRP
3014	Pennsylvania	5,992.50	8/16/2012	09/22/17	99.88	5,892.62	1,198.56	4,694.06	MSRP

CITY OF DALLAS HOUSING/COMMUNITY SERVICES DEPARTMENT
 FORGIVABLE LOAN REPORT

FY: 10-01-12 THROUGH 9-30-13

STREET #	STREET NAME	LOAN AMOUNT	LOAN CLOSED	MATURITY DATE	MONTHLY FORGIVABLE	BALANCE AS OF 10/1/12	2012-13 AMOUNT FORGIVEN AS OF 9/30/13	CURRENT ENDING BALANCE AS OF 9/30/13	LOAN TYPE
4524	Metropolitian	5,950.00	8/16/2012	09/22/17	99.17	5,850.83	1,190.04	4,660.79	MSRP
4524	Metropolitian	4,138.90	8/16/2012	09/22/17	68.98	4,069.92	827.76	3,242.16	MSRP
4524	Metropolitian	5,163.20	8/16/2012	09/22/17	86.05	5,077.15	1,032.60	4,044.55	MSRP
5204	S MARSALIS	1,538.21	8/16/2012	09/22/17	25.64	1,512.57	307.68	1,204.89	MSRP
5204	S MARSALIS	5,632.00	8/16/2012	09/22/17	93.87	5,538.13	1,126.44	4,411.69	MSRP
5204	S MARSALIS	3,840.00	8/16/2012	09/22/17	64.00	3,776.00	768.00	3,008.00	MSRP
9459	GLENGREEN	5,477.00	8/16/2012	09/22/17	91.28	5,385.72	1,095.36	4,290.36	MSRP
9459	GLENGREEN	5,200.00	8/16/2012	09/22/17	86.67	5,113.33	1,040.04	4,073.29	MSRP
9459	GLENGREEN	726.00	8/16/2012	09/22/17	12.10	713.90	145.20	568.70	MSRP
9459	GLENGREEN	6,096.88	8/16/2012	09/22/17	101.61	5,995.27	1,219.32	4,775.95	MSRP
2818	WILHURT	4,859.36	8/17/2012	09/23/17	80.99	4,778.37	971.88	3,806.49	MSRP
2818	WILHURT	5,564.16	8/17/2012	09/23/17	92.74	5,471.42	1,112.88	4,358.54	MSRP
2818	WILHURT	2,400.00	8/17/2012	09/23/17	40.00	2,360.00	480.00	1,880.00	MSRP
3019	S EDGEFIELD	5,854.08	8/17/2012	09/23/17	97.57	5,756.51	1,170.84	4,585.67	MSRP
3019	S EDGEFIELD	3,150.00	8/17/2012	09/23/17	52.50	3,097.50	630.00	2,467.50	MSRP
3019	S EDGEFIELD	2,960.00	8/17/2012	09/23/17	49.33	2,910.67	591.96	2,318.71	MSRP
3110	MARYLAND	3,045.00	8/17/2012	09/23/17	50.75	2,994.25	609.00	2,385.25	MSRP
3110	MARYLAND	2,515.00	8/17/2012	09/23/17	41.92	2,473.08	503.04	1,970.04	MSRP
3110	MARYLAND	6,568.63	8/17/2012	09/23/17	109.48	6,459.15	1,313.76	5,145.39	MSRP
4919	RAMONA	2,587.00	8/17/2012	09/23/17	43.12	2,543.88	517.44	2,026.44	MSRP
4919	RAMONA	3,000.00	8/17/2012	09/23/17	50.00	2,950.00	600.00	2,350.00	MSRP
4919	RAMONA	5,135.76	8/17/2012	09/23/17	85.60	5,050.16	1,027.20	4,022.96	MSRP
2414	Garden	93,400.00	10/21/2011	**See Comment 1	0.00	0.00	0.00	93,400.00	RECON
3114	Modree	93,400.00	10/28/2011	**See Comment 1	0.00	0.00	0.00	93,400.00	RECON
4319	Penelope	93,400.00	10/28/2011	**See Comment 1	0.00	0.00	0.00	93,400.00	RECON
3403	Garden	93,400.00	10/28/2011	**See Comment 1	0.00	0.00	0.00	93,400.00	RECON
4533	Cherbourg	93,400.00	11/4/2011	**See Comment 1	0.00	0.00	0.00	93,400.00	RECON
1510	Dalview	93,400.00	11/4/2011	**See Comment 1	0.00	0.00	0.00	93,400.00	RECON
4016	Opal	93,400.00	11/4/2011	**See Comment 1	0.00	0.00	0.00	93,400.00	RECON
350	Bonnie View	93,400.00	1/12/2012	**See Comment 1	0.00	0.00	0.00	93,400.00	RECON
12130	Schroeder	93,400.00	1/12/2012	**See Comment 1	0.00	0.00	0.00	93,400.00	RECON
4022	Ladale	93,400.00	1/12/2012	**See Comment 1	0.00	0.00	0.00	93,400.00	RECON
2651	Moffat	93,400.00	2/7/2012	**See Comment 1	0.00	0.00	0.00	93,400.00	RECON
2527	S Ewing	92,280.00	2/7/2012	**See Comment 1	0.00	0.00	0.00	92,280.00	RECON
1502	Oakley	92,905.00	2/7/2012	**See Comment 1	0.00	0.00	0.00	92,905.00	RECON
2619	Mike	93,400.00	2/7/2012	**See Comment 1	0.00	0.00	0.00	93,400.00	RECON
12105	Oberlin	93,400.00	2/7/2012	**See Comment 1	0.00	0.00	0.00	93,400.00	RECON
1727	Garza	93,400.00	2/7/2012	**See Comment 1	0.00	0.00	0.00	93,400.00	RECON
2723	Burger	93,400.00	3/9/2012	**See Comment 1	0.00	0.00	0.00	93,400.00	RECON
6365	Denham	93,400.00	3/9/2012	**See Comment 1	0.00	0.00	0.00	93,400.00	RECON
3202	Bill Harrod	93,400.00	3/9/2012	**See Comment 1	0.00	0.00	0.00	93,400.00	RECON
1918	W 10th	93,400.00	3/9/2012	**See Comment 1	0.00	0.00	0.00	93,400.00	RECON
541	Hatton	93,400.00	3/9/2012	**See Comment 1	0.00	0.00	0.00	93,400.00	RECON
231	red Wing	93,400.00	3/30/2012	**See Comment 1	0.00	0.00	0.00	93,400.00	RECON
3301	Chihuahua	93,400.00	3/30/2012	**See Comment 1	0.00	0.00	0.00	93,400.00	RECON
2439	Vagas	93,400.00	3/30/2012	**See Comment 1	0.00	0.00	0.00	93,400.00	RECON
3160	Nanadina	103,000.00	4/20/2012	**See Comment 1	0.00	0.00	0.00	103,000.00	RECON
3612	S Fitzhugh	103,000.00	4/20/2012	**See Comment 1	0.00	0.00	0.00	103,000.00	RECON
2703	Modree	103,000.00	4/20/2012	**See Comment 1	0.00	0.00	0.00	103,000.00	RECON
2906	Alpine	103,000.00	4/20/2012	**See Comment 1	0.00	0.00	0.00	103,000.00	RECON
1343	Barry	103,000.00	4/20/2012	**See Comment 1	0.00	0.00	0.00	103,000.00	RECON
5317	Goodman	103,000.00	4/20/2012	**See Comment 1	0.00	0.00	0.00	103,000.00	RECON
3918	Vineyard	103,000.00	4/20/2012	**See Comment 1	0.00	0.00	0.00	103,000.00	RECON
10141	Oakwood	103,000.00	5/21/2012	**See Comment 1	0.00	0.00	0.00	103,000.00	RECON
1434	Claude	103,000.00	5/21/2012	**See Comment 1	0.00	0.00	0.00	103,000.00	RECON

**CITY OF DALLAS HOUSING/COMMUNITY SERVICES DEPARTMENT
FORGIVABLE LOAN REPORT
FY: 10-01-12 THROUGH 9-30-13**

STREET #	STREET NAME	LOAN AMOUNT	LOAN CLOSED	MATURITY DATE	MONTHLY FORGIVABLE	BALANCE AS OF 10/1/12	2012-13 AMOUNT FORGIVEN AS OF 9/30/13	CURRENT ENDING BALANCE AS OF 9/30/13	LOAN TYPE
2822	Dusk Ln	25,000.00	1/9/2012	1/9/2022	208.34	24,833.28	2,500.08	22,333.20	MAP
4112	Tram Dr	25,000.00	1/11/2012	1/11/2022	208.34	24,833.28	2,500.08	22,333.20	MAP
2519	Poinsettia Dr	10,000.00	1/12/2012	1/12/2022	83.34	9,133.28	1,000.08	8,133.20	MAP
8214	Clarkview	25,000.00	1/17/2012	1/17/2022	208.34	24,833.28	2,500.08	22,333.20	MAP
2003	Dancliff Dr	10,000.00	1/19/2012	1/19/2022	83.34	9,133.28	1,000.08	8,133.20	MAP
3328	Light Pointe Drive	25,000.00	1/20/2012	1/20/2022	208.34	24,833.28	2,500.08	22,333.20	MAP
10019	Brockbank Dr	10,000.00	1/20/2012	1/20/2022	83.34	9,133.28	1,000.08	8,133.20	MAP
2336	John McCoy Dr	10,000.00	1/27/2012	1/27/2022	83.34	9,133.28	1,000.08	8,133.20	MAP
908	S Brighton Ave	10,000.00	1/30/2012	1/30/2022	83.34	9,133.28	1,000.08	8,133.20	MAP
2438	Gibbs Williams	10,000.00	1/31/2012	1/31/2022	83.34	9,133.28	1,000.08	8,133.20	MAP
3026	Poinsettia Dr	10,000.00	1/31/2012	1/31/2022	83.34	9,133.28	1,000.08	8,133.20	MAP
6503	Lighthouse Way	10,000.00	1/31/2012	1/31/2022	83.34	9,133.28	1,000.08	8,133.20	MAP
1413	Wright	10,000.00	1/31/2012	1/31/2022	83.34	9,133.28	1,000.08	8,133.20	MAP
4431	Lashley	10,000.00	1/31/2012	1/31/2022	83.34	9,133.28	1,000.08	8,133.20	MAP
7615	Blossom Lane	10,000.00	2/8/2012	2/8/2022	83.34	9,416.62	1,000.08	8,416.54	MAP
2835	Colt Ln	25,000.00	2/10/2012	2/10/2022	208.34	23,541.62	2,500.08	21,041.54	MAP
4210	Kushla Ave	10,000.00	2/10/2012	2/10/2022	83.34	9,416.62	1,000.08	8,416.54	MAP
1408	Melbourne	10,000.00	2/10/2012	2/10/2022	83.34	9,416.62	1,000.08	8,416.54	MAP
3650	Darby	25,000.00	2/14/2012	2/14/2022	208.34	23,541.62	2,500.08	21,041.54	MAP
1103	W Illinois	10,000.00	2/15/2012	2/15/2022	83.34	9,416.62	1,000.08	8,416.54	MAP
6645	Autumn Woods Tr	10,000.00	2/16/2012	2/16/2022	83.34	9,416.62	1,000.08	8,416.54	MAP
3322	Shining Light Tr	10,000.00	2/17/2012	2/17/2022	83.34	9,416.62	1,000.08	8,416.54	MAP
8238	Clarkview	25,000.00	2/21/2012	2/21/2022	208.34	23,541.62	2,500.08	21,041.54	MAP
6607	Cattle Drive	25,000.00	2/23/2012	2/23/2022	208.34	23,541.62	2,500.08	21,041.54	MAP
13722	Creek Crossing	25,000.00	2/23/2012	2/23/2022	208.34	23,541.62	2,500.08	21,041.54	MAP
3714	Middlefield	10,000.00	2/24/2012	2/24/2022	83.34	9,416.62	1,000.08	8,416.54	MAP
912	W Saner	10,000.00	2/28/2012	2/28/2022	83.34	9,416.62	1,000.08	8,416.54	MAP
2120	Blue Bayou	25,000.00	2/28/2012	2/28/2022	208.34	23,541.62	2,500.08	21,041.54	MAP
557	Kirnwood	10,000.00	2/29/2012	2/29/22	83.34	9,416.62	1,000.08	8,416.54	MAP
1802	Wilbur	10,000.00	2/29/2012	2/29/22	83.34	9,416.62	1,000.08	8,416.54	MAP
3422	Charolais	25,000.00	3/2/2012	3/2/2022	208.34	23,749.96	2,500.08	21,249.88	MAP
2127	Red Chute	25,000.00	3/6/2012	3/6/2022	208.34	23,749.96	2,500.08	21,249.88	MAP
616	S Barnett	10,000.00	3/8/2012	3/8/2022	83.34	9,499.96	1,000.08	8,499.88	MAP
11412	Gatewood	10,000.00	3/8/2012	3/8/2022	83.34	9,499.96	1,000.08	8,499.88	MAP
2116	Blue Bayou	25,000.00	3/8/2012	3/8/2022	208.34	23,749.96	2,500.08	21,249.88	MAP
2123	Red Chute	25,000.00	3/12/2012	3/12/2022	208.34	23,749.96	2,500.08	21,249.88	MAP
13714	Creek Crossing	25,000.00	3/12/2012	3/12/2022	208.34	23,749.96	2,500.08	21,249.88	MAP
9711	Whistler	25,000.00	3/13/2012	3/13/2022	208.34	23,749.96	2,500.08	21,249.88	MAP
2154	W Amherst	25,000.00	3/14/2012	3/14/2022	208.34	23,749.96	2,500.08	21,249.88	MAP
7355	Cave	10,000.00	3/14/2012	3/14/2022	83.34	9,499.96	1,000.08	8,499.88	MAP
10622	Grove Oaks	10,000.00	3/20/2012	3/20/2022	83.34	9,499.96	1,000.08	8,499.88	MAP
6549	Compass Ridge	25,000.00	3/21/2012	3/21/2022	208.34	23,749.96	2,500.08	21,249.88	MAP
2115	Blue Bayou	25,000.00	3/23/2012	3/23/2022	208.34	23,749.96	2,500.08	21,249.88	MAP
3406	Charolais	25,000.00	3/23/2012	3/23/2022	208.34	23,749.96	2,500.08	21,249.88	MAP
562	Neomi Ave	10,000.00	3/28/2012	3/28/2022	83.34	9,499.96	1,000.08	8,499.88	MAP
13718	Creek Crossing	25,000.00	3/28/2012	3/28/2022	208.34	23,749.96	2,500.08	21,249.88	MAP
3216	Spikerush	25,000.00	3/28/2012	3/28/2022	208.34	23,749.96	2,500.08	21,249.88	MAP
3415	Santa Gertrudis	25,000.00	3/29/2012	3/29/2022	208.34	23,749.96	2,500.08	21,249.88	MAP
10731	Alleghany	10,000.00	3/29/2012	3/29/2022	83.34	9,499.96	1,000.08	8,499.88	MAP
2222	Upcreek	25,000.00	3/29/2012	3/29/2022	208.34	23,749.96	2,500.08	21,249.88	MAP
2103	Red Chute	25,000.00	3/29/2012	3/29/2022	208.34	23,749.96	2,500.08	21,249.88	MAP
3333	Guiding Light	10,000.00	3/30/2012	3/30/2022	83.34	9,499.96	1,000.08	8,499.88	MAP
13702	Vida Lane	10,000.00	3/30/2012	3/30/2022	83.34	9,499.96	1,000.08	8,499.88	MAP
2234	Upcreek	25,000.00	3/30/2012	3/30/2022	208.34	23,749.96	2,500.08	21,249.88	MAP
2203	Blue Bayou	25,000.00	3/30/2012	3/30/2022	208.34	23,749.96	2,500.08	21,249.88	MAP

**CITY OF DALLAS HOUSING/COMMUNITY SERVICES DEPARTMENT
FORGIVABLE LOAN REPORT
FY: 10-01-12 THROUGH 9-30-13**

STREET #	STREET NAME	LOAN AMOUNT	LOAN CLOSED	MATURITY DATE	MONTHLY FORGIVABLE	BALANCE AS OF 10/1/12	2012-13 AMOUNT FORGIVEN AS OF 9/30/13	CURRENT ENDING BALANCE AS OF 9/30/13	LOAN TYPE
3824	Tumble Ridge	25,000.00	3/30/2012	3/30/2022	208.34	23,749.96	2,500.08	21,249.88	MAP
804	W Red Bird	10,000.00	4/2/2012	4/2/2022	83.34	9,583.30	1,000.08	8,583.22	MAP
2127	Blue Bayou	25,000.00	4/2/2012	4/2/2022	208.34	23,958.30	2,500.08	21,458.22	MAP
6615	Cattle Drive	25,000.00	4/9/2012	4/9/2022	208.34	23,958.30	2,500.08	21,458.22	MAP
3335	Shining Light Tr	25,000.00	4/9/2012	4/9/2022	208.34	23,958.30	2,500.08	21,458.22	MAP
2364	Inadale	10,000.00	4/9/2012	4/9/2022	83.34	9,583.30	1,000.08	8,583.22	MAP
9423	Sophora	10,000.00	4/10/2012	4/10/2022	83.34	9,583.30	1,000.08	8,583.22	MAP
2833	Dusk Ln	25,000.00	4/17/2012	4/17/2022	208.34	23,958.30	2,500.08	21,458.22	MAP
2124	Red Chute	25,000.00	4/18/2012	4/18/2022	208.34	23,958.30	2,500.08	21,458.22	MAP
6627	Cattle Drive	25,000.00	4/23/2012	4/23/2022	208.34	23,958.30	2,500.08	21,458.22	MAP
2135	Red Chute	25,000.00	4/24/2012	4/24/2022	208.34	23,958.30	2,500.08	21,458.22	MAP
2207	Blue Bayou	25,000.00	4/25/2012	4/25/2022	208.34	23,958.30	2,500.08	21,458.22	MAP
2450	Southwood	10,000.00	4/27/2012	4/27/2022	83.34	9,583.30	1,000.08	8,583.22	MAP
3702	Dunhaven	10,000.00	4/27/2012	4/27/2022	83.34	9,583.30	1,000.08	8,583.22	MAP
922	South Edgefield	10,000.00	4/27/2012	4/27/2022	83.34	9,583.30	1,000.08	8,583.22	MAP
4028	Esmalda Dr	25,000.00	4/27/2012	4/27/2022	208.34	23,958.30	2,500.08	21,458.22	MAP
951	Ferncliff Trail	10,000.00	4/30/2012	4/30/2022	83.34	9,583.30	1,000.08	8,583.22	MAP
3025	Klondike	10,000.00	4/30/2012	4/30/2022	83.34	9,583.30	1,000.08	8,583.22	MAP
1724	Shaw	25,000.00	4/30/2012	4/30/2022	208.34	23,958.30	2,500.08	21,458.22	MAP
1730	Shaw	25,000.00	4/30/2012	4/30/2022	208.34	23,958.30	2,500.08	21,458.22	MAP
2104	Blue Bayou	25,000.00	5/2/2012	5/2/2022	208.34	24,166.64	2,500.08	21,666.56	MAP
2103	Coelum	25,000.00	5/2/2012	5/2/2022	208.34	24,166.64	2,500.08	21,666.56	MAP
3223	Emmett	10,000.00	5/2/2012	5/2/2022	83.34	9,666.64	1,000.08	8,666.56	MAP
5648	Marblehead	10,000.00	5/2/2012	5/2/2022	83.34	9,666.64	1,000.08	8,666.56	MAP
3327	Light Pointe Drive	25,000.00	5/7/2012	5/7/2022	208.34	24,166.64	2,500.08	21,666.56	MAP
4026	Ivanhoe	25,000.00	5/8/2012	5/8/2022	208.34	24,166.64	2,500.08	21,666.56	MAP
723	Green Castle	10,000.00	5/9/2012	5/9/2022	83.34	9,666.64	1,000.08	8,666.56	MAP
2112	Coelum	25,000.00	5/9/2012	5/9/2022	208.34	24,166.64	2,500.08	21,666.56	MAP
2523	Brandon	10,000.00	5/10/2012	5/10/2022	83.34	9,666.64	1,000.08	8,666.56	MAP
2351	Kings Rd	10,000.00	5/11/2012	5/11/2022	83.34	9,666.64	1,000.08	8,666.56	MAP
8206	Clarkview Dr.	25,000.00	5/11/2012	5/11/2022	208.34	24,166.64	2,500.08	21,666.56	MAP
2402	Fernwick	10,000.00	5/11/2012	5/11/2022	83.34	9,666.64	1,000.08	8,666.56	MAP
4823	Baldwin	25,000.00	5/14/2012	5/14/2022	208.34	24,166.64	2,500.08	21,666.56	MAP
2221	San Pablo	10,000.00	5/14/2012	5/14/2022	83.34	9,666.64	1,000.08	8,666.56	MAP
2030	Hollow Creek	25,000.00	5/14/2012	5/14/2022	208.34	24,166.64	2,500.08	21,666.56	MAP
2640	Rolinda Dr	10,000.00	5/17/2012	5/17/2022	83.34	9,666.64	1,000.08	8,666.56	MAP
2236	Vine	25,000.00	5/18/2012	5/18/2022	208.34	24,166.64	2,500.08	21,666.56	MAP
3407	Santa Gertrudis	25,000.00	5/18/2012	5/18/2022	208.34	24,166.64	2,500.08	21,666.56	MAP
13545	Shortleaf	25,000.00	5/24/2012	5/24/2022	208.34	24,166.64	2,500.08	21,666.56	MAP
2001	Wild Creek Court	25,000.00	5/24/2012	5/24/2022	208.34	24,166.64	2,500.08	21,666.56	MAP
13806	Creek Crossing	25,000.00	5/25/2012	5/25/2022	208.34	24,166.64	2,500.08	21,666.56	MAP
1911	Dennison	25,000.00	5/30/2012	5/30/2022	208.34	24,166.64	2,500.08	21,666.56	MAP
6647	Cattle Drive	25,000.00	5/31/2012	5/31/2022	208.34	24,166.64	2,500.08	21,666.56	MAP
3654	Darby	25,000.00	5/31/2012	5/31/2022	208.34	24,166.64	2,500.08	21,666.56	MAP
2527	Dunloe Ave	10,000.00	6/1/2012	6/1/2022	83.34	9,749.86	1,000.08	8,749.78	MAP
2027	Angelina Dr	25,000.00	6/1/2012	6/1/2022	208.34	24,374.98	2,500.08	21,874.90	MAP
3414	Charolais	25,000.00	6/1/2012	6/1/2022	208.34	24,374.98	2,500.08	21,874.90	MAP
2823	Colt Ln	25,000.00	6/4/2012	6/4/2022	208.34	24,374.98	2,500.08	21,874.90	MAP
3418	Charolais	25,000.00	6/5/2012	6/5/2022	208.34	24,374.98	2,500.08	21,874.90	MAP
3646	Darby	25,000.00	6/18/2012	6/18/2022	208.34	24,374.98	2,500.08	21,874.90	MAP
1923	Life Ave	25,000.00	6/21/2012	6/21/2022	208.34	24,374.98	2,500.08	21,874.90	MAP
3419	Santa Gertrudis	25,000.00	6/22/2012	6/22/2022	208.34	24,374.98	2,500.08	21,874.90	MAP
6630	Cool Morn Dr	25,000.00	6/22/2012	6/22/2022	208.34	24,374.98	2,500.08	21,874.90	MAP
5326	Bexar St	25,000.00	6/22/2012	6/22/2022	208.34	24,374.98	2,500.08	21,874.90	MAP
4735	Baldwin	25,000.00	6/27/2012	6/27/2022	208.34	24,374.98	2,500.08	21,874.90	MAP

**CITY OF DALLAS HOUSING/COMMUNITY SERVICES DEPARTMENT
FORGIVABLE LOAN REPORT
FY: 10-01-12 THROUGH 9-30-13**

STREET #	STREET NAME	LOAN AMOUNT	LOAN CLOSED	MATURITY DATE	MONTHLY FORGIVABLE	BALANCE AS OF 10/1/12	2012-13 AMOUNT FORGIVEN AS OF 9/30/13	CURRENT ENDING BALANCE AS OF 9/30/13	LOAN TYPE
3336	Light Pointe Drive	25,000.00	6/27/2012	6/27/2022	208.34	24,374.98	2,500.08	21,874.90	MAP
3627	Penelope St	25,000.00	6/27/2012	6/27/2022	208.34	24,374.98	2,500.08	21,874.90	MAP
3718	Penelope St	25,000.00	6/27/2012	6/27/2022	208.34	24,374.98	2,500.08	21,874.90	MAP
2202	Red Chute	25,000.00	7/5/2012	7/5/2022	208.34	24,583.32	2,500.08	22,083.24	MAP
7325	Ashcrest	10,000.00	7/5/2012	7/5/2022	83.34	9,833.32	1,000.08	8,833.24	MAP
1818	Pueblo St	25,000.00	7/19/2012	7/19/2022	208.34	24,583.32	2,500.08	22,083.24	MAP
6663	Cool Morn Dr	25,000.00	7/20/2012	7/20/2022	208.34	24,583.32	2,500.08	22,083.24	MAP
6320	Parkstone Way	25,000.00	7/20/2012	7/20/2022	208.34	24,583.32	2,500.08	22,083.24	MAP
1816	Nomas	25,000.00	7/20/2012	7/20/2022	208.34	24,583.32	2,500.08	22,083.24	MAP
1846	Homeland	25,000.00	7/20/2012	7/20/2022	208.34	24,583.32	2,500.08	22,083.24	MAP
3807	Jamaica St	25,000.00	7/23/2012	7/23/2022	208.34	24,583.32	2,500.08	22,083.24	MAP
3715	Metropolitan Ave	25,000.00	7/23/2012	7/23/2022	208.34	24,583.32	2,500.08	22,083.24	MAP
3106	Lenway	25,000.00	7/24/2012	7/24/2022	208.34	24,583.32	2,500.08	22,083.24	MAP
4507	Jamaica St	25,000.00	7/25/2012	7/25/2022	208.34	24,583.32	2,500.08	22,083.24	MAP
4705	Jamaica St	25,000.00	7/27/2012	7/27/2022	208.34	24,583.32	2,500.08	22,083.24	MAP
1835	Gallagher St.	25,000.00	7/27/2012	7/27/2022	208.34	24,583.32	2,500.08	22,083.24	MAP
4620	Baldwin	25,000.00	8/1/2012	8/1/2022	208.34	24,791.66	2,500.08	22,291.58	MAP
13541	Shortleaf	25,000.00	8/6/2012	8/6/2022	208.34	24,791.66	2,500.08	22,291.58	MAP
3614	Vilbig	25,000.00	8/9/2012	8/9/2022	208.34	24,791.66	2,500.08	22,291.58	MAP
6611	Cattle Drive	25,000.00	8/23/2012	8/23/2022	208.34	24,791.66	2,500.08	22,291.58	MAP
8619	Cedar Post Ct	25,000.00	8/31/2012	8/31/2022	208.34	24,791.66	2,500.08	22,291.58	MAP
1973	Pueblo St	25,000.00	9/6/2012	9/6/2022	208.34	25,000.00	2,500.08	22,499.92	MAP
1331	S Fitzhugh	25,000.00	9/11/2012	9/11/2022	208.34	25,000.00	2,500.08	22,499.92	MAP
8626	Cedar Post Ct	25,000.00	9/14/2012	9/14/2022	208.34	25,000.00	2,500.08	22,499.92	MAP
3427	Charolais	51,847.50	2/2/2012	2/2/2027	288.05	49,831.15	3,456.60	46,374.55	NSP
3460	Brahma	46,001.81	2/20/2012	2/20/2027	255.57	44,212.82	3,066.84	41,145.98	NSP
3411	Charolais	43,649.50	3/2/2012	3/2/2027	242.50	42,194.50	2,910.00	39,284.50	NSP
3468	Brahma	43,842.44	3/30/2012	3/30/2027	243.57	42,381.02	2,922.84	39,458.18	NSP
9711	Whistler	71,000.00	4/9/2012	4/9/2022	394.45	69,027.75	4,733.40	64,294.35	NSP
2236	Vine	70,000.00	4/30/2012	4/30/2022	388.89	68,055.55	4,666.68	63,388.87	NSP
2607	Exline	95,000.00	5/11/2012	5/11/2022	527.48	92,890.08	6,329.76	86,560.32	NSP
3634	Brahma	94,000.00	5/30/2012	5/30/2022	522.23	91,911.08	6,266.76	85,644.32	NSP
1427	Hidden Valley	99,000.00	6/22/2012	6/22/2022	550.00	97,350.00	6,600.00	90,750.00	NSP
1520	Sax Leigh	92,000.00	6/29/2012	6/29/2027	511.12	90,466.64	6,133.44	84,333.20	NSP
2119	Blue Bayou	15,600.00	1/25/2012	1/25/2017	260.00	13,520.00	3,120.00	10,400.00	CHDO
3438	Charolais	10,000.00	1/5/2012	1/5/2017	166.67	8,666.64	2,000.04	6,666.60	CHDO
6644	Leaning Oaks	10,000.00	1/6/2012	1/6/2017	166.67	8,666.64	2,000.04	6,666.60	CHDO
3360	Mojave	10,000.00	1/6/2012	1/6/2017	166.67	8,666.64	2,000.04	6,666.60	CHDO
3446	Santa Gertrudis	10,000.00	1/10/2012	1/10/2017	166.67	8,666.64	2,000.04	6,666.60	CHDO
3210	Buckskin	10,000.00	1/13/2012	1/13/2017	166.67	8,666.64	2,000.04	6,666.60	CHDO
3231	Buckskin	10,000.00	1/13/2012	1/13/2017	166.67	8,666.64	2,000.04	6,666.60	CHDO
13717	Creek Crossing	15,600.00	1/13/2012	1/13/2017	260.00	13,520.00	3,120.00	10,400.00	CHDO
2104	Red Chute	15,600.00	1/20/2012	1/20/2017	260.00	13,520.00	3,120.00	10,400.00	CHDO
3243	Buckskin	10,000.00	1/30/2012	1/30/2017	166.67	8,666.64	2,000.04	6,666.60	CHDO
6626	Cool Morn	10,000.00	1/31/2012	1/31/2017	166.67	8,666.64	2,000.04	6,666.60	CHDO
6658	Cool Morn	10,000.00	1/31/2012	1/31/2017	166.67	8,666.64	2,000.04	6,666.60	CHDO
6662	Cool Morn	10,000.00	1/31/2012	1/31/2017	166.67	8,666.64	2,000.04	6,666.60	CHDO
13730	Creek Crossing	15,600.00	1/31/2012	1/31/2017	260.00	13,520.00	3,120.00	10,400.00	CHDO
13814	Creek Crossing	15,600.00	1/31/2012	1/31/2017	260.00	13,520.00	3,120.00	10,400.00	CHDO
13818	Creek Crossing	15,600.00	1/31/2012	1/31/2017	260.00	13,520.00	3,120.00	10,400.00	CHDO
2107	Blue Bayou	15,600.00	2/2/2012	2/2/2017	260.00	13,780.00	3,120.00	10,660.00	CHDO
3452	Brahma	10,000.00	2/2/2012	2/2/2017	166.67	8,833.31	2,000.04	6,833.27	CHDO
3402	Mojave	10,000.00	2/3/2012	2/3/2017	166.67	8,833.31	2,000.04	6,833.27	CHDO
2111	Blue Bayou	15,600.00	2/6/2012	2/6/2017	260.00	13,780.00	3,120.00	10,660.00	CHDO
2112	Blue Bayou	15,600.00	2/6/2012	2/6/2017	260.00	13,780.00	3,120.00	10,660.00	CHDO

CITY OF DALLAS HOUSING/COMMUNITY SERVICES DEPARTMENT
 FORGIVABLE LOAN REPORT

FY: 10-01-12 THROUGH 9-30-13

STREET #	STREET NAME	LOAN AMOUNT	LOAN CLOSED	MATURITY DATE	MONTHLY FORGIVABLE	BALANCE AS OF 10/1/12	2012-13 AMOUNT FORGIVEN AS OF 9/30/13	CURRENT ENDING BALANCE AS OF 9/30/13	LOAN TYPE
3348	Mojave	10,000.00	2/6/2012	2/6/2017	166.67	8,833.31	2,000.04	6,833.27	CHDO
2112	Red Chute	15,600.00	2/6/2012	2/6/2017	260.00	13,780.00	3,120.00	10,660.00	CHDO
2107	Red Chute	15,600.00	2/7/2012	2/7/2017	260.00	13,780.00	3,120.00	10,660.00	CHDO
2111	Red Chute	15,600.00	2/7/2012	2/7/2017	260.00	13,780.00	3,120.00	10,660.00	CHDO
3212	Spikerush	10,000.00	2/7/2012	2/7/2017	166.67	8,833.31	2,000.04	6,833.27	CHDO
3235	Buckskin	10,000.00	2/8/2012	2/8/2017	166.67	8,333.31	2,000.04	6,333.27	CHDO
13710	Creek Crossing	15,600.00	2/10/2012	2/10/2017	260.00	13,780.00	3,120.00	10,660.00	CHDO
3239	Buckskin	10,000.00	2/21/2012	2/21/2017	166.67	8,833.31	2,000.04	6,833.27	CHDO
13822	Creek Crossing	15,600.00	2/21/2012	2/21/2017	260.00	13,780.00	3,120.00	10,660.00	CHDO
3224	Spikerush	10,000.00	2/21/2012	2/21/2017	166.67	8,833.31	2,000.04	6,833.27	CHDO
13722	Creek Crossing	15,600.00	2/22/2012	2/22/2017	260.00	13,780.00	3,120.00	10,660.00	CHDO
6674	Cool Morn	10,000.00	2/23/2012	2/23/2017	166.67	8,833.31	2,000.04	6,833.27	CHDO
2120	Blue Bayou	15,600.00	2/28/2012	2/28/2017	260.00	13,780.00	3,120.00	10,660.00	CHDO
6622	Cool Morn	10,000.00	2/29/2012	2/29/2017	166.67	8,833.31	2,000.04	6,833.27	CHDO
6670	Cool Morn	10,000.00	3/6/2012	3/6/2017	166.67	8,999.98	2,000.04	6,999.94	CHDO
2127	Red Chute	15,600.00	3/6/2012	3/6/2017	260.00	14,040.00	3,120.00	10,920.00	CHDO
2103	Blue Bayou	15,600.00	3/7/2012	3/7/2017	260.00	14,040.00	3,120.00	10,920.00	CHDO
2116	Blue Bayou	15,600.00	3/8/2012	3/8/2017	260.00	14,040.00	3,120.00	10,920.00	CHDO
13714	Creek Crossing	15,600.00	3/12/2012	3/12/2017	260.00	14,040.00	3,120.00	10,920.00	CHDO
13721	Creek Crossing	15,600.00	3/12/2012	3/12/2017	260.00	14,040.00	3,120.00	10,920.00	CHDO
2123	Red Chute	15,600.00	3/12/2012	3/12/2017	260.00	14,040.00	3,120.00	10,920.00	CHDO
3314	Tioga	10,000.00	3/15/2012	3/15/2017	166.67	8,999.98	2,000.04	6,999.94	CHDO
2119	Red Chute	15,600.00	3/27/2012	3/27/2017	260.00	14,040.00	3,120.00	10,920.00	CHDO
13718	Creek Crossing	15,600.00	3/28/2012	3/27/2017	260.00	14,040.00	3,120.00	10,920.00	CHDO
3824	Tumble Creek	12,500.00	3/30/2012	3/31/2017	208.34	12,291.66	2,500.08	9,791.58	CHDO
13826	Creek Crossing	15,600.00	3/30/2012	3/30/2017	260.00	14,040.00	3,120.00	10,920.00	CHDO
2124	Red Chute	15,600.00	4/18/2012	4/18/2017	260.00	14,300.00	3,120.00	11,180.00	CHDO
4028	Esmalda Dr	12,500.00	4/27/2012	4/27/2017	208.34	10,958.30	2,500.08	8,458.22	CHDO
3118	Lenway	62,024.79	5/2/2012	5/2/2027	344.59	60,646.43	4,135.08	56,511.35	CHDO
3654	Darby	12,500.00	5/31/2012	5/31/2017	260.00	11,460.00	3,120.00	8,340.00	CHDO
3646	Darby	12,500.00	5/31/2012	5/31/2017	208.34	11,460.00	2,500.08	8,959.92	CHDO
2027	Angelina Dr	31,320.00	6/1/2012	6/1/2022	260.25	30,539.25	3,123.00	27,416.25	CHDO
3227	Buckskin	10,000.00	6/18/2012	6/18/2017	166.67	9,499.99	2,000.04	7,499.95	CHDO
13726	Creek Crossing	15,600.00	7/2/2012	7/2/2017	260.00	15,080.00	3,120.00	11,960.00	CHDO
2120	Red Chute	15,600.00	7/3/2012	7/3/2017	260.00	15,080.00	3,120.00	11,960.00	CHDO
3106	Lenway	62,024.79	7/24/2012	7/27/2027	344.59	61,335.61	4,135.08	57,200.53	CHDO
1835	Gallagher St.	31,230.00	7/27/2012	7/27/2022	260.25	30,709.48	3,123.00	27,586.48	CHDO
2711	Silk Wood	7,760.92	8/28/2012	8/28/2017	129.35	7,631.57	1,552.20	6,079.37	CHDO
8619	Cedar Post Ct	12,500.00	8/31/2012	8/31/2017	208.34	12,291.66	2,500.08	9,791.58	CHDO
120	Cliff Heights	10,344.83	9/7/2012	9/7/2017	172.42	10,344.83	2,069.04	8,275.79	CHDO
258	Cliff Heights	10,344.83	9/10/2012	9/10/2017	172.42	10,344.83	2,069.04	8,275.79	CHDO
8616	Cedar Post Ct	12,500.00	9/14/2012	9/14/2017	208.34	12,500.00	2,500.08	9,999.92	CHDO
8626	Cedar Post Ct	12,500.00	9/14/2012	9/14/2017	208.34	12,500.00	2,500.08	9,999.92	CHDO
8630	Cedar Post Ct	12,500.00	9/20/2012	9/20/2017	208.34	12,500.00	2,500.08	9,999.92	CHDO
4835	Silver	33,660.94	9/20/2012	9/20/2022	280.51	33,660.94	3,366.12	30,294.82	CHDO
112	Cliff Heights	10,344.83	9/21/2012	9/21/2017	172.42	10,344.83	2,069.04	8,275.79	CHDO
116	Cliff Heights	10,344.83	9/21/2012	9/21/2017	172.42	10,344.83	2,069.04	8,275.79	CHDO
245	Cliff Heights	10,344.83	9/21/2012	9/21/2017	172.42	10,344.83	2,069.04	8,275.79	CHDO
2717	Silk Wood	7,760.92	9/30/2012	9/30/2017	129.35	7,760.92	1,552.20	6,208.72	CHDO
4515	Live Oak	927,140.59	7/14/2011	12/31/2029	4,176.31	864,495.94	50,115.72	814,380.22	CHDO
6430	Baraboo	3,360.00	10/24/2012	11/30/17	56.00	0.00	616.00	2,744.00	MSRP
6430	Baraboo	6,676.32	10/24/2012	11/30/17	111.27	0.00	1,223.97	5,452.35	MSRP
4605	Colwick	3,905.00	10/24/2012	11/30/17	65.08	0.00	715.88	3,189.12	MSRP
4605	Colwick	6,392.78	10/24/2012	11/30/17	106.55	0.00	1,172.05	5,220.73	MSRP
4605	Colwick	6,300.00	10/24/2012	11/30/17	105.00	0.00	1,155.00	5,145.00	MSRP

CITY OF DALLAS HOUSING/COMMUNITY SERVICES DEPARTMENT
 FORGIVABLE LOAN REPORT

FY: 10-01-12 THROUGH 9-30-13

STREET #	STREET NAME	LOAN AMOUNT	LOAN CLOSED	MATURITY DATE	MONTHLY FORGIVABLE	BALANCE AS OF 10/1/12	2012-13 AMOUNT FORGIVEN AS OF 9/30/13	CURRENT ENDING BALANCE AS OF 9/30/13	LOAN TYPE
2646	Wilton	7,900.00	10/24/2012	11/30/17	131.67	0.00	1,448.37	6,451.63	MSRP
2646	Wilton	5,366.25	10/24/2012	11/30/17	89.44	0.00	983.84	4,382.41	MSRP
2646	Wilton	4,050.00	10/24/2012	11/30/17	67.50	0.00	742.50	3,307.50	MSRP
3508	S. Ewing	6,570.00	10/24/2012	11/30/17	109.50	0.00	1,204.50	5,365.50	MSRP
3508	S. Ewing	3,520.00	10/24/2012	11/30/17	58.67	0.00	645.37	2,874.63	MSRP
3508	S. Ewing	7,060.50	10/24/2012	11/30/17	117.68	0.00	1,294.48	5,766.02	MSRP
5171	Ivy	6,079.80	10/24/2012	11/30/17	101.33	0.00	1,114.63	4,965.17	MSRP
5171	Ivy	2,560.00	10/24/2012	11/30/17	42.67	0.00	469.37	2,090.63	MSRP
5171	Ivy	5,039.00	10/24/2012	11/30/17	83.98	0.00	923.78	4,115.22	MSRP
4852	Haas	3,060.00	10/24/2012	11/30/17	51.00	0.00	561.00	2,499.00	MSRP
4852	Haas	6,158.00	10/24/2012	11/30/17	102.63	0.00	1,128.93	5,029.07	MSRP
4852	Haas	5,861.40	10/24/2012	11/30/17	97.69	0.00	1,074.59	4,786.81	MSRP
1933	Yucca	6,678.94	10/24/2012	11/30/17	111.32	0.00	1,224.52	5,454.42	MSRP
1933	Yucca	5,789.00	10/24/2012	11/30/17	96.48	0.00	1,061.28	4,727.72	MSRP
1933	Yucca	5,032.00	10/24/2012	11/30/17	83.87	0.00	922.57	4,109.43	MSRP
4641	Hedgdon	6,320.52	10/24/2012	11/30/17	105.34	0.00	1,158.74	5,161.78	MSRP
4641	Hedgdon	4,889.89	10/24/2012	11/30/17	81.50	0.00	896.50	3,993.39	MSRP
4641	Hedgdon	3,480.00	10/24/2012	11/30/17	58.00	0.00	638.00	2,842.00	MSRP
6539	Gentle River	6,864.88	10/24/2012	11/30/17	114.41	0.00	1,258.51	5,606.37	MSRP
6119	Misty Wood	3,880.00	10/25/2012	11/30/17	56.33	0.00	619.63	3,260.37	MSRP
6119	Misty Wood	1,221.00	10/25/2012	11/30/17	20.35	0.00	223.85	997.15	MSRP
6119	Misty Wood	7,123.00	10/25/2012	11/30/17	118.72	0.00	1,305.92	5,817.08	MSRP
6119	Misty Wood	5,275.55	10/25/2012	11/30/17	87.93	0.00	967.23	4,308.32	MSRP
1602	Fordham	5,131.02	10/25/2012	11/30/17	85.52	0.00	940.72	4,190.30	MSRP
1602	Fordham	6,073.90	10/25/2012	11/30/17	101.23	0.00	1,113.53	4,960.37	MSRP
6539	Godfrey	6,048.67	10/25/2012	11/30/17	100.81	0.00	1,108.91	4,939.76	MSRP
6539	Godfrey	1,300.00	10/25/2012	11/30/17	21.67	0.00	238.37	1,061.63	MSRP
6539	Godfrey	5,040.00	10/25/2012	11/30/17	84.00	0.00	924.00	4,116.00	MSRP
3770	McLarty	5,890.00	10/25/2012	11/30/17	98.17	0.00	1,079.87	4,810.13	MSRP
3770	McLarty	4,694.47	10/25/2012	11/30/17	78.24	0.00	860.64	3,833.83	MSRP
627	Dogwood	6,075.50	10/25/2012	11/30/17	101.26	0.00	1,113.86	4,961.64	MSRP
627	Dogwood	4,026.40	10/25/2012	11/30/17	67.11	0.00	738.21	3,288.19	MSRP
627	Dogwood	6,560.00	10/25/2012	11/30/17	109.33	0.00	1,202.63	5,357.37	MSRP
2347	Vegas	3,419.00	10/25/2012	11/30/17	56.98	0.00	626.78	2,792.22	MSRP
2347	Vegas	4,759.00	10/25/2012	11/30/17	79.32	0.00	872.52	3,886.48	MSRP
2347	Vegas	2,015.00	10/25/2012	11/30/17	33.58	0.00	369.38	1,645.62	MSRP
2609	Garapan	5,858.00	10/25/2012	11/30/17	97.63	0.00	1,073.93	4,784.07	MSRP
2609	Garapan	4,717.50	10/25/2012	11/30/17	78.63	0.00	864.93	3,852.57	MSRP
2609	Garapan	6,644.64	10/25/2012	11/30/17	78.63	0.00	864.93	5,779.71	MSRP
2628	Almeada	5,372.00	10/25/2012	11/30/17	110.74	0.00	1,218.14	4,153.86	MSRP
2628	Almeada	2,700.00	10/25/2012	11/30/17	89.53	0.00	984.83	1,715.17	MSRP
2628	Almeada	9,155.00	10/25/2012	11/30/17	152.58	0.00	1,678.38	7,476.62	MSRP
10030	Checota	7,395.00	10/25/2012	11/30/17	123.25	0.00	1,355.75	6,039.25	MSRP
10030	Checota	2,840.00	10/25/2012	11/30/17	47.33	0.00	520.63	2,319.37	MSRP
10030	Checota	6,188.00	10/25/2012	11/30/17	103.13	0.00	1,134.43	5,053.57	MSRP
7232	Embassy	5,649.96	11/20/2012	12/26/17	94.17	0.00	941.70	4,708.26	MSRP
7232	Embassy	5,205.00	11/20/2012	12/26/17	86.75	0.00	867.50	4,337.50	MSRP
7232	Embassy	2,955.00	11/20/2012	12/26/17	49.25	0.00	492.50	2,462.50	MSRP
7232	Embassy	2,140.00	11/20/2012	12/26/17	35.67	0.00	356.70	1,783.30	MSRP
7308	Barney	3,875.00	11/20/2012	12/26/17	64.58	0.00	645.80	3,229.20	MSRP
7308	Barney	1,350.00	11/20/2012	12/26/17	22.50	0.00	225.00	1,125.00	MSRP
7308	Barney	7,218.81	11/20/2012	12/26/17	120.31	0.00	1,203.10	6,015.71	MSRP
1002	Winters	7,899.16	11/20/2012	12/26/17	131.65	0.00	1,316.50	6,582.66	MSRP
1002	Winters	2,710.00	11/20/2012	12/26/17	45.17	0.00	451.70	2,258.30	MSRP
1002	Winters	6,773.25	11/20/2012	12/26/17	112.89	0.00	1,128.90	5,644.35	MSRP

CITY OF DALLAS HOUSING/COMMUNITY SERVICES DEPARTMENT
 FORGIVABLE LOAN REPORT

FY: 10-01-12 THROUGH 9-30-13

STREET #	STREET NAME	LOAN AMOUNT	LOAN CLOSED	MATURITY DATE	MONTHLY FORGIVABLE	BALANCE AS OF 10/1/12	2012-13 AMOUNT FORGIVEN AS OF 9/30/13	CURRENT ENDING BALANCE AS OF 9/30/13	LOAN TYPE
2827	Prosperity	6,265.00	11/20/2012	12/26/17	104.42	0.00	1,044.20	5,220.80	MSRP
2827	Prosperity	825.00	11/20/2012	12/26/17	13.75	0.00	137.50	687.50	MSRP
2827	Prosperity	5,726.99	11/20/2012	12/26/17	95.45	0.00	954.50	4,772.49	MSRP
3892	Happy Canyon	6,480.00	11/20/2012	12/26/17	108.00	0.00	1,080.00	5,400.00	MSRP
3892	Happy Canyon	1,350.00	11/20/2012	12/26/17	22.50	0.00	225.00	1,125.00	MSRP
3892	Happy Canyon	6,604.08	11/20/2012	12/26/17	110.07	0.00	1,100.70	5,503.38	MSRP
1225	Aspermont	3,317.00	11/20/2012	12/26/17	55.28	0.00	552.80	2,764.20	MSRP
1225	Aspermont	6,227.91	11/20/2012	12/26/17	103.80	0.00	1,038.00	5,189.91	MSRP
1225	Aspermont	6,110.00	11/20/2012	12/26/17	101.83	0.00	1,018.30	5,091.70	MSRP
10035	Everton	2,512.98	11/20/2012	12/26/17	41.93	0.00	419.30	2,093.68	MSRP
10035	Everton	5,353.05	11/20/2012	12/26/17	89.22	0.00	892.20	4,460.85	MSRP
10035	Everton	4,945.50	11/20/2012	12/26/17	82.43	0.00	824.30	4,121.20	MSRP
7420	Neohoff	5,115.50	11/20/2012	12/26/17	85.26	0.00	852.60	4,262.90	MSRP
7420	Neohoff	3,536.00	11/20/2012	12/26/17	58.93	0.00	589.30	2,946.70	MSRP
7420	Neohoff	7,405.25	11/20/2012	12/26/17	123.42	0.00	1,234.20	6,171.05	MSRP
1514	Angel Fire	4,459.94	11/20/2012	12/26/17	74.33	0.00	743.30	3,716.64	MSRP
1514	Angel Fire	5,702.00	11/20/2012	12/26/17	95.03	0.00	950.30	4,751.70	MSRP
2634	Gooch	2,480.00	11/20/2012	12/26/17	41.33	0.00	413.30	2,066.70	MSRP
2634	Gooch	4,694.46	11/20/2012	12/26/17	78.24	0.00	782.40	3,912.06	MSRP
7032	Nandina	7,649.71	12/20/2012	01/28/18	127.50	0.00	1,147.50	6,502.21	MSRP
7032	Nandina	8,306.26	12/20/2012	01/28/18	138.44	0.00	1,245.96	7,060.30	MSRP
3702	Wendelkin	5,492.00	12/20/2012	01/28/18	91.53	0.00	823.77	4,668.23	MSRP
623	Bluegrass	5,205.84	12/20/2012	01/28/18	86.76	0.00	780.84	4,425.00	MSRP
623	Bluegrass	6,675.70	12/20/2012	01/28/18	111.26	0.00	1,001.34	5,674.36	MSRP
515	Kirnwood	1,250.00	12/20/2012	01/28/18	20.83	0.00	187.47	1,062.53	MSRP
515	Kirnwood	5,579.00	12/20/2012	01/28/18	92.98	0.00	836.82	4,742.18	MSRP
515	Kirnwood	4,893.71	12/20/2012	01/28/18	81.56	0.00	734.04	4,159.67	MSRP
515	Kirnwood	5,777.00	12/20/2012	01/28/18	96.28	0.00	866.52	4,910.48	MSRP
6542	Lazy River	6,019.00	12/20/2012	01/28/18	100.32	0.00	902.88	5,116.12	MSRP
6542	Lazy River	5,039.00	12/20/2012	01/28/18	83.98	0.00	755.82	4,283.18	MSRP
6542	Lazy River	3,721.30	12/20/2012	01/28/18	62.02	0.00	558.18	3,163.12	MSRP
4126	Clark College	1,300.00	12/20/2012	01/28/18	21.67	0.00	195.03	1,104.97	MSRP
3327	Pacesetter	1,350.00	12/20/2012	01/28/18	22.50	0.00	202.50	1,147.50	MSRP
4210	Monte	6,480.00	12/20/2012	01/28/18	108.00	0.00	972.00	5,508.00	MSRP
4106	Pringle	5,674.50	1/24/2013	03/01/18	94.58	0.00	756.64	4,917.86	MSRP
4106	Pringle	7,662.85	1/24/2013	03/01/18	127.71	0.00	1,021.68	6,641.17	MSRP
11037	Dunaway	5,632.00	1/24/2013	03/01/18	93.87	0.00	750.96	4,881.04	MSRP
11037	Dunaway	7,059.54	1/24/2013	03/01/18	117.66	0.00	941.28	6,118.26	MSRP
11037	Dunaway	4,807.50	1/24/2013	03/01/18	80.13	0.00	641.04	4,166.46	MSRP
6432	Silvery Moon	7,313.80	1/24/2013	03/01/18	122.00	0.00	976.00	6,337.80	MSRP
6432	Silvery Moon	2,080.00	1/24/2013	03/01/18	34.67	0.00	277.36	1,802.64	MSRP
6432	Silvery Moon	4,694.45	1/24/2013	03/01/18	78.24	0.00	625.92	4,068.53	MSRP
6432	Silvery Moon	5,482.16	1/24/2013	03/01/18	91.37	0.00	730.96	4,751.20	MSRP
4731	Bernal	1,300.00	1/24/2013	03/01/18	21.67	0.00	173.36	1,126.64	MSRP
4731	Bernal	5,327.42	1/24/2013	03/01/18	88.79	0.00	710.32	4,617.10	MSRP
1433	Duet	5,514.00	1/24/2013	03/01/18	91.90	0.00	735.20	4,778.80	MSRP
1433	Duet	4,600.00	1/24/2013	03/01/18	76.67	0.00	613.36	3,986.64	MSRP
1433	Duet	1,190.00	1/24/2013	03/01/18	19.83	0.00	158.64	1,031.36	MSRP
1433	Duet	5,954.11	1/24/2013	03/01/18	99.24	0.00	793.92	5,160.19	MSRP
2623	W. Clarendon	4,795.00	1/24/2013	03/01/18	79.92	0.00	639.36	4,155.64	MSRP
2623	W. Clarendon	3,600.00	1/24/2013	03/01/18	60.00	0.00	480.00	3,120.00	MSRP
2623	W. Clarendon	5,205.00	1/24/2013	03/01/18	86.75	0.00	694.00	4,511.00	MSRP
2623	W. Clarendon	3,883.64	1/24/2013	03/01/18	64.73	0.00	517.84	3,365.80	MSRP
3215	S. Llewellyn	6,245.00	1/24/2013	03/01/18	104.08	0.00	832.64	5,412.36	MSRP
3215	S. Llewellyn	5,613.00	1/24/2013	03/01/18	93.55	0.00	748.40	4,864.60	MSRP

**CITY OF DALLAS HOUSING/COMMUNITY SERVICES DEPARTMENT
FORGIVABLE LOAN REPORT
FY: 10-01-12 THROUGH 9-30-13**

STREET #	STREET NAME	LOAN AMOUNT	LOAN CLOSED	MATURITY DATE	MONTHLY FORGIVABLE	BALANCE AS OF 10/1/12	2012-13 AMOUNT FORGIVEN AS OF 9/30/13	CURRENT ENDING BALANCE AS OF 9/30/13	LOAN TYPE
3215	S. Llewellyn	5,641.80	1/24/2013	03/01/18	93.58	0.00	748.64	4,893.16	MSRP
523	Martinique	6,500.00	1/24/2013	03/01/18	108.33	0.00	866.64	5,633.36	MSRP
523	Martinique	6,840.35	1/24/2013	03/01/18	114.01	0.00	912.08	5,928.27	MSRP
5928	Sweet Sue	6,045.33	1/31/2013	03/07/18	100.76	0.00	806.08	5,239.25	MSRP
5928	Sweet Sue	6,447.60	1/31/2013	03/07/18	107.46	0.00	859.68	5,587.92	MSRP
1940	Utica	5,637.58	1/31/2013	03/07/18	93.96	0.00	751.68	4,885.90	MSRP
1940	Utica	2,264.00	1/31/2013	03/07/18	37.73	0.00	301.84	1,962.16	MSRP
1940	Utica	5,493.71	1/31/2013	03/07/18	91.56	0.00	732.48	4,761.23	MSRP
1940	Utica	3,520.00	1/31/2013	03/07/18	58.67	0.00	469.36	3,050.64	MSRP
723	Vermont	5,632.00	1/31/2013	03/07/18	93.87	0.00	750.96	4,881.04	MSRP
723	Vermont	903.50	1/31/2013	03/07/18	15.06	0.00	120.48	783.02	MSRP
723	Vermont	8,484.05	1/31/2013	03/07/18	141.40	0.00	1,131.20	7,352.85	MSRP
2728	Ivandell	4,889.89	1/31/2013	03/07/18	81.50	0.00	652.00	4,237.89	MSRP
2728	Ivandell	2,159.96	1/31/2013	03/07/18	36.00	0.00	288.00	1,871.96	MSRP
2728	Ivandell	5,605.00	1/31/2013	03/07/18	93.42	0.00	747.36	4,857.64	MSRP
3342	Ghenhaven	5,793.00	1/31/2013	03/07/18	96.55	0.00	772.40	5,020.60	MSRP
3342	Ghenhaven	2,206.00	1/31/2013	03/07/18	36.77	0.00	294.16	1,911.84	MSRP
3342	Ghenhaven	5,202.99	1/31/2013	03/07/18	86.72	0.00	693.76	4,509.23	MSRP
3342	Ghenhaven	2,451.00	1/31/2013	03/07/18	40.85	0.00	326.80	2,124.20	MSRP
3047	50th St.	2,354.05	1/31/2013	03/07/18	39.23	0.00	313.84	2,040.21	MSRP
3047	50th St.	6,320.25	1/31/2013	03/07/18	105.34	0.00	842.72	5,477.53	MSRP
3047	50th St.	5,037.00	1/31/2013	03/07/18	83.95	0.00	671.60	4,365.40	MSRP
6045	Singing Hills	3,565.00	2/20/2013	03/27/18	59.42	0.00	415.94	3,149.06	MSRP
6045	Singing Hills	8,090.02	2/20/2013	03/27/18	134.83	0.00	943.81	7,146.21	MSRP
2221	W.Red Bird	7,655.00	2/20/2013	03/27/18	127.58	0.00	893.06	6,761.94	MSRP
2221	W.Red Bird	9,063.50	2/20/2013	03/27/18	151.06	0.00	1,057.42	8,006.08	MSRP
518	Highfall	3,260.00	2/20/2013	03/27/18	54.33	0.00	380.31	2,879.69	MSRP
518	Highfall	7,215.00	2/20/2013	03/27/18	120.25	0.00	841.75	6,373.25	MSRP
1602	Fordham	4,680.00	2/20/2013	03/27/18	78.00	0.00	546.00	4,134.00	MSRP
124	Terrace	1,955.00	2/20/2013	03/27/18	32.58	0.00	228.06	1,726.94	MSRP
124	Terrace	4,893.71	2/20/2013	03/27/18	81.56	0.00	570.92	4,322.79	MSRP
124	Terrace	4,915.00	2/20/2013	03/27/18	81.92	0.00	573.44	4,341.56	MSRP
124	Terrace	5,734.08	2/20/2013	03/27/18	95.57	0.00	668.99	5,065.09	MSRP
3222	Palo Alto	750.00	2/20/2013	03/27/18	12.50	0.00	87.50	662.50	MSRP
3222	Palo Alto	3,400.00	2/20/2013	03/27/18	56.67	0.00	396.69	3,003.31	MSRP
3222	Palo Alto	6,308.95	2/20/2013	03/27/18	105.15	0.00	736.05	5,572.90	MSRP
3222	Palo Alto	6,300.00	2/20/2013	03/27/18	105.00	0.00	735.00	5,565.00	MSRP
826	Woodacre	1,379.80	2/20/2013	03/27/18	23.00	0.00	161.00	1,218.80	MSRP
826	Woodacre	7,300.00	2/20/2013	03/27/18	121.67	0.00	851.69	6,448.31	MSRP
826	Woodacre	7,462.08	2/20/2013	03/27/18	124.37	0.00	870.59	6,591.49	MSRP
2835	Metropolitan	5,168.00	2/27/2013	04/05/18	86.13	0.00	602.91	4,565.09	MSRP
6515	Autumn Wood	7,702.00	2/27/2013	04/05/18	128.37	0.00	898.59	6,803.41	MSRP
6515	Autumn Wood	9,407.71	2/27/2013	04/05/18	156.80	0.00	1,097.60	8,310.11	MSRP
5330	Breakwood	8,650.99	2/27/2013	04/05/18	144.18	0.00	1,009.26	7,641.73	MSRP
5330	Breakwood	1,548.00	2/27/2013	04/05/18	25.80	0.00	180.60	1,367.40	MSRP
5330	Breakwood	7,300.00	2/27/2013	04/05/18	121.67	0.00	851.69	6,448.31	MSRP
6348	Bellbrook	7,527.30	2/27/2013	04/05/18	125.46	0.00	878.22	6,649.08	MSRP
6348	Bellbrook	5,427.00	2/27/2013	04/05/18	90.45	0.00	633.15	4,793.85	MSRP
6348	Bellbrook	600.00	2/27/2013	04/05/18	10.00	0.00	70.00	530.00	MSRP
2529	Volga	5,883.75	2/27/2013	04/05/18	98.06	0.00	686.42	5,197.33	MSRP
2529	Volga	930.00	2/27/2013	04/05/18	15.50	0.00	108.50	821.50	MSRP
2529	Volga	2,880.00	2/27/2013	04/05/18	48.00	0.00	336.00	2,544.00	MSRP
2529	Volga	6,215.00	2/27/2013	04/05/18	103.58	0.00	725.06	5,489.94	MSRP
6509	Seco	5,199.71	2/27/2013	04/05/18	86.66	0.00	606.62	4,593.09	MSRP
6509	Seco	7,074.79	2/27/2013	04/05/18	117.91	0.00	825.37	6,249.42	MSRP

CITY OF DALLAS HOUSING/COMMUNITY SERVICES DEPARTMENT
 FORGIVABLE LOAN REPORT

FY: 10-01-12 THROUGH 9-30-13

STREET #	STREET NAME	LOAN AMOUNT	LOAN CLOSED	MATURITY DATE	MONTHLY FORGIVABLE	BALANCE AS OF 10/1/12	2012-13 AMOUNT FORGIVEN AS OF 9/30/13	CURRENT ENDING BALANCE AS OF 9/30/13	LOAN TYPE
7123	Terasita	1,534.50	2/27/2013	04/05/18	25.58	0.00	179.06	1,355.44	MSRP
7123	Terasita	10,090.00	2/27/2013	04/05/18	168.17	0.00	1,177.19	8,912.81	MSRP
7814	Mattison	7,150.50	2/27/2013	04/05/18	119.18	0.00	834.26	6,316.24	MSRP
7814	Mattison	1,350.00	2/27/2013	04/05/18	22.50	0.00	157.50	1,192.50	MSRP
7814	Mattison	2,560.00	2/27/2013	04/05/18	42.67	0.00	298.69	2,261.31	MSRP
2735	Ramsey	6,602.00	2/27/2013	04/05/18	110.03	0.00	770.21	5,831.79	MSRP
2735	Ramsey	1,944.00	2/27/2013	04/05/18	32.40	0.00	226.80	1,717.20	MSRP
2735	Ramsey	2,892.00	2/27/2013	04/05/18	48.20	0.00	337.40	2,554.60	MSRP
2735	Ramsey	5,339.50	2/27/2013	04/05/18	88.99	0.00	622.93	4,716.57	MSRP
9732	Valley Mills	4,887.78	2/28/2013	04/06/18	81.46	0.00	570.22	4,317.56	MSRP
3602	Sidney	5,245.50	2/28/2013	04/06/18	87.43	0.00	612.01	4,633.49	MSRP
3602	Sidney	1,540.00	2/28/2013	04/06/18	25.67	0.00	179.69	1,360.31	MSRP
3602	Sidney	1,325.00	2/28/2013	04/06/18	22.08	0.00	154.56	1,170.44	MSRP
3602	Sidney	4,304.44	2/28/2013	04/06/18	71.74	0.00	502.18	3,802.26	MSRP
7535	Florina	608.00	2/28/2013	04/06/18	10.13	0.00	70.91	537.09	MSRP
7535	Florina	9,126.92	2/28/2013	04/06/18	152.12	0.00	1,064.84	8,062.08	MSRP
7535	Florina	5,750.33	2/28/2013	04/06/18	95.84	0.00	670.88	5,079.45	MSRP
9716	San Leon	3,639.00	2/28/2013	04/06/18	60.65	0.00	424.55	3,214.45	MSRP
9716	San Leon	6,075.00	2/28/2013	04/06/18	101.25	0.00	708.75	5,366.25	MSRP
9716	San Leon	2,820.00	2/28/2013	04/06/18	47.00	0.00	329.00	2,491.00	MSRP
9716	San Leon	4,311.40	2/28/2013	04/06/18	71.86	0.00	503.02	3,808.38	MSRP
3253	Spruce Valley	6,950.60	3/26/2013	05/01/18	115.84	0.00	579.20	6,371.40	MSRP
3253	Spruce Valley	4,539.00	3/26/2013	05/01/18	75.65	0.00	378.25	4,160.75	MSRP
3253	Spruce Valley	5,120.00	3/26/2013	05/01/18	85.33	0.00	426.65	4,693.35	MSRP
2969	Spruce Valley	4,751.11	3/26/2013	05/01/18	79.19	0.00	395.95	4,355.16	MSRP
2969	Spruce Valley	4,679.00	3/26/2013	05/01/18	77.98	0.00	389.90	4,289.10	MSRP
2969	Spruce Valley	4,484.00	3/26/2013	05/01/18	74.73	0.00	373.65	4,110.35	MSRP
2969	Spruce Valley	1,300.00	3/26/2013	05/01/18	21.67	0.00	108.35	1,191.65	MSRP
6210	Godfrey	6,210.00	3/26/2013	05/01/18	103.50	0.00	517.50	5,692.50	MSRP
6210	Godfrey	3,680.00	3/26/2013	05/01/18	61.33	0.00	306.65	3,373.35	MSRP
6210	Godfrey	7,384.95	3/26/2013	05/01/18	123.08	0.00	615.40	6,769.55	MSRP
8904	Bluestem	1,120.00	3/26/2013	05/01/18	18.67	0.00	93.35	1,026.65	MSRP
8904	Bluestem	5,516.44	3/26/2013	05/01/18	91.94	0.00	459.70	5,056.74	MSRP
4269	Leland College	1,120.00	3/26/2013	05/01/18	18.67	0.00	93.35	1,026.65	MSRP
4269	Leland College	5,663.24	3/26/2013	05/01/18	94.39	0.00	471.95	5,191.29	MSRP
4269	Leland College	6,450.59	3/26/2013	05/01/18	107.51	0.00	537.55	5,913.04	MSRP
4222	Clark College	5,630.00	3/26/2013	05/01/18	93.83	0.00	469.15	5,160.85	MSRP
4222	Clark College	4,700.00	3/26/2013	05/01/18	78.33	0.00	391.65	4,308.35	MSRP
4222	Clark College	7,168.23	3/26/2013	05/01/18	119.47	0.00	597.35	6,570.88	MSRP
13630	Purple Sage	1,535.00	3/26/2013	05/01/18	25.58	0.00	127.90	1,407.10	MSRP
13630	Purple Sage	6,915.30	3/26/2013	05/01/18	115.25	0.00	576.25	6,339.05	MSRP
13630	Purple Sage	4,887.15	3/26/2013	05/01/18	81.45	0.00	407.25	4,479.90	MSRP
3432	Frosty Trail	6,452.03	4/17/2013	05/23/18	107.53	0.00	537.65	5,914.38	MSRP
3432	Frosty Trail	5,053.46	4/17/2013	05/23/18	84.22	0.00	421.10	4,632.36	MSRP
2930	Spurlock	5,354.45	4/17/2013	05/23/18	89.24	0.00	446.20	4,908.25	MSRP
2930	Spurlock	5,951.55	4/17/2013	05/23/18	99.19	0.00	495.95	5,455.60	MSRP
2930	Spurlock	5,295.00	4/17/2013	05/23/18	88.25	0.00	441.25	4,853.75	MSRP
1403	Kingsley	2,590.00	4/17/2013	05/23/18	43.17	0.00	215.85	2,374.15	MSRP
1403	Kingsley	4,057.00	4/17/2013	05/23/18	67.62	0.00	338.10	3,718.90	MSRP
1403	Kingsley	4,842.00	4/17/2013	05/23/18	80.70	0.00	403.50	4,438.50	MSRP
1403	Kingsley	6,005.00	4/17/2013	05/23/18	100.08	0.00	500.40	5,504.60	MSRP
2312	Summit	5,537.10	4/17/2013	05/23/18	92.29	0.00	461.45	5,075.65	MSRP
2312	Summit	2,325.00	4/17/2013	05/23/18	38.75	0.00	193.75	2,131.25	MSRP
1616	Heather Glen	5,395.12	4/18/2013	05/24/18	89.92	0.00	449.60	4,945.52	MSRP
1616	Heather Glen	3,734.00	4/18/2013	05/24/18	62.23	0.00	311.15	3,422.85	MSRP

CITY OF DALLAS HOUSING/COMMUNITY SERVICES DEPARTMENT
 FORGIVABLE LOAN REPORT

FY: 10-01-12 THROUGH 9-30-13

STREET #	STREET NAME	LOAN AMOUNT	LOAN CLOSED	MATURITY DATE	MONTHLY FORGIVABLE	BALANCE AS OF 10/1/12	2012-13 AMOUNT FORGIVEN AS OF 9/30/13	CURRENT ENDING BALANCE AS OF 9/30/13	LOAN TYPE
1616	Heather Glen	8,198.15	4/18/2013	05/24/18	136.64	0.00	683.20	7,514.95	MSRP
3013	50th St.	5,182.78	4/18/2013	05/24/18	86.38	0.00	431.90	4,750.88	MSRP
3013	50th St.	3,983.00	4/18/2013	05/24/18	66.38	0.00	331.90	3,651.10	MSRP
3013	50th St.	5,515.12	4/18/2013	05/24/18	91.92	0.00	459.60	5,055.52	MSRP
3013	50th St.	2,814.24	4/18/2013	05/24/18	46.92	0.00	234.60	2,579.64	MSRP
1430	Laura	4,484.00	4/18/2013	05/24/18	74.73	0.00	373.65	4,110.35	MSRP
1430	Laura	5,200.00	4/18/2013	05/24/18	86.67	0.00	433.35	4,766.65	MSRP
1430	Laura	6,374.49	4/18/2013	05/24/18	106.24	0.00	531.20	5,843.29	MSRP
2319	Brookfield	4,039.00	4/18/2013	05/24/18	67.32	0.00	336.60	3,702.40	MSRP
2319	Brookfield	8,836.75	4/18/2013	05/24/18	147.75	0.00	738.75	8,098.00	MSRP
2319	Brookfield	4,540.92	4/18/2013	05/24/18	75.66	0.00	378.30	4,162.62	MSRP
2547	Jennings	8,170.00	4/18/2013	05/24/18	136.17	0.00	680.85	7,489.15	MSRP
2547	Jennings	5,481.48	4/18/2013	05/24/18	91.36	0.00	456.80	5,024.68	MSRP
2547	Jennings	2,464.00	4/18/2013	05/24/18	41.07	0.00	205.35	2,258.65	MSRP
2810	Gray	2,180.00	4/18/2013	05/24/18	36.33	0.00	181.65	1,998.35	MSRP
2810	Gray	6,083.00	4/18/2013	05/24/18	101.38	0.00	506.90	5,576.10	MSRP
2810	Gray	4,692.18	4/18/2013	05/24/18	78.20	0.00	391.00	4,301.18	MSRP
1203	Coombs	6,007.50	4/18/2013	05/24/18	100.13	0.00	500.65	5,506.85	MSRP
1203	Coombs	4,335.02	4/18/2013	05/24/18	72.25	0.00	361.25	3,973.77	MSRP
1203	Coombs	6,437.10	4/18/2013	05/24/18	107.29	0.00	536.45	5,900.65	MSRP
4118	Ladale	5,953.61	4/18/2013	05/24/18	99.23	0.00	496.15	5,457.46	MSRP
4118	Ladale	4,920.00	4/18/2013	05/24/18	82.00	0.00	410.00	4,510.00	MSRP
4118	Ladale	5,037.00	4/18/2013	05/24/18	83.95	0.00	419.75	4,617.25	MSRP
4932	Corrigan	5,455.75	4/18/2013	05/24/18	90.93	0.00	454.65	5,001.10	MSRP
4932	Corrigan	3,759.00	4/18/2013	05/24/18	62.62	0.00	313.10	3,445.90	MSRP
4932	Corrigan	8,042.99	4/18/2013	05/24/18	134.05	0.00	670.25	7,372.74	MSRP
6439	Leaning Oaks	5,449.99	4/18/2013	05/24/18	90.83	0.00	454.15	4,995.84	MSRP
6439	Leaning Oaks	8,184.86	4/18/2013	05/24/18	136.41	0.00	682.05	7,502.81	MSRP
520	Forsythe	6,120.00	4/26/2013	05/24/18	102.00	0.00	510.00	5,610.00	MSRP
520	Forsythe	5,093.71	4/26/2013	05/24/18	84.90	0.00	424.50	4,669.21	MSRP
520	Forsythe	6,269.00	4/26/2013	05/24/18	104.48	0.00	522.40	5,746.60	MSRP
7515	Lake June	2,360.40	4/26/2013	05/24/18	39.34	0.00	196.70	2,163.70	MSRP
7515	Lake June	2,400.00	4/26/2013	05/24/18	40.00	0.00	200.00	2,200.00	MSRP
7515	Lake June	5,556.50	4/26/2013	05/24/18	92.61	0.00	463.05	5,093.45	MSRP
7515	Lake June	6,310.15	4/26/2013	05/24/18	105.17	0.00	525.85	5,784.30	MSRP
3315	Dutton	5,243.00	4/26/2013	05/24/18	87.38	0.00	436.90	4,806.10	MSRP
3315	Dutton	3,347.60	4/26/2013	05/24/18	55.79	0.00	278.95	3,068.65	MSRP
3315	Dutton	2,571.00	4/26/2013	05/24/18	42.85	0.00	214.25	2,356.75	MSRP
3315	Dutton	6,307.00	4/26/2013	05/24/18	105.12	0.00	525.60	5,781.40	MSRP
13115	Chandler	5,629.15	4/26/2013	05/24/18	93.82	0.00	469.10	5,160.05	MSRP
13115	Chandler	8,546.69	4/26/2013	05/24/18	142.44	0.00	712.20	7,834.49	MSRP
7304	Mesa Verde	5,644.00	06/04/13	07/10/18	94.07	0.00	282.21	5,361.79	MSRP
10112	Grove Oak	3,840.00	06/04/13	07/10/18	64.00	0.00	192.00	3,648.00	MSRP
2508	Park Row	1,880.00	06/04/13	07/10/18	31.33	0.00	93.99	1,786.01	MSRP
2508	Park Row	8,440.00	06/04/13	07/10/18	140.67	0.00	422.01	8,017.99	MSRP
1809	Greendale	2,000.00	06/04/13	07/10/18	33.33	0.00	99.99	1,900.01	MSRP
1809	Greendale	9,800.00	06/04/13	07/10/18	163.33	0.00	489.99	9,310.01	MSRP
627	Delware	1,880.00	06/04/13	07/10/18	31.33	0.00	93.99	1,786.01	MSRP
627	Delware	5,935.00	06/04/13	07/10/18	98.92	0.00	296.76	5,638.24	MSRP
363	Campus	9,028.80	06/04/13	07/10/18	150.48	0.00	451.44	8,577.36	MSRP
363	Campus	8,470.00	06/04/13	07/10/18	141.17	0.00	423.51	8,046.49	MSRP
10131	Homeplace	6,051.24	06/04/13	07/10/18	100.85	0.00	302.55	5,748.69	MSRP
1233	E. Pentagon	2,585.00	06/04/13	07/10/18	43.08	0.00	129.24	2,455.76	MSRP
1233	E. Pentagon	5,460.00	06/04/13	07/10/18	91.00	0.00	273.00	5,187.00	MSRP
1233	E. Pentagon	6,189.30	06/04/13	07/10/18	103.16	0.00	309.48	5,879.82	MSRP

CITY OF DALLAS HOUSING/COMMUNITY SERVICES DEPARTMENT
 FORGIVABLE LOAN REPORT

FY: 10-01-12 THROUGH 9-30-13

STREET #	STREET NAME	LOAN AMOUNT	LOAN CLOSED	MATURITY DATE	MONTHLY FORGIVABLE	BALANCE AS OF 10/1/12	2012-13 AMOUNT FORGIVEN AS OF 9/30/13	CURRENT ENDING BALANCE AS OF 9/30/13	LOAN TYPE
1203	Arizona	9,261.50	06/04/13	07/10/18	154.36	0.00	463.08	8,798.42	MSRP
1203	Arizona	5,242.00	06/04/13	07/10/18	87.37	0.00	262.11	4,979.89	MSRP
3217	Biglow	5,093.71	06/04/13	07/10/18	84.90	0.00	254.70	4,839.01	MSRP
3217	Biglow	7,090.84	06/04/13	07/10/18	118.18	0.00	354.54	6,736.30	MSRP
531	Gulledge	7,400.67	06/18/13	07/24/18	123.34	0.00	370.02	7,030.65	MSRP
531	Gulledge	5,969.00	06/18/13	07/24/18	99.48	0.00	298.44	5,670.56	MSRP
531	Gulledge	1,350.00	06/18/13	07/24/18	22.50	0.00	67.50	1,282.50	MSRP
2238	Cooper	6,055.00	06/18/13	07/24/18	100.92	0.00	302.76	5,752.24	MSRP
2238	Cooper	4,756.00	06/18/13	07/24/18	79.27	0.00	237.81	4,518.19	MSRP
2238	Cooper	787.00	06/18/13	07/24/18	13.12	0.00	39.36	747.64	MSRP
227	W. Hobson	2,644.00	06/18/13	07/24/18	44.07	0.00	132.21	2,511.79	MSRP
227	W. Hobson	5,276.00	06/18/13	07/24/18	87.93	0.00	263.79	5,012.21	MSRP
227	W. Hobson	5,566.00	06/18/13	07/24/18	92.77	0.00	278.31	5,287.69	MSRP
619	Kelso	1,300.00	06/18/13	07/24/18	21.67	0.00	65.01	1,234.99	MSRP
619	Kelso	5,745.00	06/18/13	07/24/18	95.75	0.00	287.25	5,457.75	MSRP
619	Kelso	8,143.50	06/18/13	07/24/18	135.73	0.00	407.19	7,736.31	MSRP
118	Guthrie	1,920.00	06/18/13	07/24/18	32.00	0.00	96.00	1,824.00	MSRP
118	Guthrie	4,716.40	06/18/13	07/24/18	78.61	0.00	235.83	4,480.57	MSRP
118	Guthrie	6,640.00	06/18/13	07/24/18	110.67	0.00	332.01	6,307.99	MSRP
1130	Pioneer	7,884.49	06/18/13	07/24/18	131.41	0.00	394.23	7,490.26	MSRP
1130	Pioneer	4,966.00	06/18/13	07/24/18	82.77	0.00	248.31	4,717.69	MSRP
1130	Pioneer	4,649.00	06/18/13	07/24/18	77.48	0.00	232.44	4,416.56	MSRP
6535	Gentel River	7,191.44	06/18/13	07/24/18	119.86	0.00	359.58	6,831.86	MSRP
6535	Gentel River	1,116.17	06/18/13	07/24/18	18.60	0.00	55.80	1,060.37	MSRP
6535	Gentel River	6,870.75	06/18/13	07/24/18	114.51	0.00	343.53	6,527.22	MSRP
2617	Magna Vista	6,980.97	06/25/13	08/01/18	116.35	0.00	232.70	6,748.27	MSRP
2617	Magna Vista	9,015.00	06/25/13	08/01/18	150.25	0.00	300.50	8,714.50	MSRP
1210	Hilburn	1,980.00	06/25/13	08/01/18	33.00	0.00	66.00	1,914.00	MSRP
1210	Hilburn	6,043.10	06/25/13	08/01/18	100.72	0.00	201.44	5,841.66	MSRP
1210	Hilburn	4,195.00	06/25/13	08/01/18	69.92	0.00	139.84	4,055.16	MSRP
1210	Hilburn	5,280.00	06/25/13	08/01/18	88.00	0.00	176.00	5,104.00	MSRP
4823	Bismark	3,059.00	06/25/13	08/01/18	50.98	0.00	101.96	2,957.04	MSRP
4823	Bismark	1,760.00	06/25/13	08/01/18	29.33	0.00	58.66	1,701.34	MSRP
4823	Bismark	6,360.00	06/25/13	08/01/18	106.00	0.00	212.00	6,148.00	MSRP
4823	Bismark	6,282.56	06/25/13	08/01/18	104.71	0.00	209.42	6,073.14	MSRP
3229	Michigan	3,360.00	06/25/13	08/01/18	56.00	0.00	112.00	3,248.00	MSRP
3229	Michigan	6,373.08	06/25/13	08/01/18	106.30	0.00	212.60	6,160.48	MSRP
3229	Michigan	5,863.00	06/25/13	08/01/18	97.72	0.00	195.44	5,667.56	MSRP
4112	Clark College	3,264.00	06/25/13	08/01/18	54.40	0.00	108.80	3,155.20	MSRP
4112	Clark College	1,350.00	06/25/13	08/01/18	22.50	0.00	45.00	1,305.00	MSRP
4112	Clark College	5,037.95	06/25/13	08/01/18	83.97	0.00	167.94	4,870.01	MSRP
4112	Clark College	5,983.12	06/25/13	08/01/18	99.72	0.00	199.44	5,783.68	MSRP
3707	Falls	1,555.00	06/27/13	08/05/18	25.92	0.00	51.84	1,503.16	MSRP
3707	Falls	2,368.00	06/27/13	08/05/18	39.47	0.00	78.94	2,289.06	MSRP
3707	Falls	5,178.00	06/27/13	08/05/18	86.30	0.00	172.60	5,005.40	MSRP
3707	Falls	5,177.62	06/27/13	08/05/18	86.29	0.00	172.58	5,005.04	MSRP
1503	Lebanon	4,796.09	06/27/13	08/05/18	79.93	0.00	159.86	4,636.23	MSRP
1503	Lebanon	5,939.00	06/27/13	08/05/18	98.98	0.00	197.96	5,741.04	MSRP
1503	Lebanon	6,024.75	06/27/13	08/05/18	100.41	0.00	200.82	5,823.93	MSRP
8144	Nelson	3,256.00	06/27/13	08/05/18	54.27	0.00	108.54	3,147.46	MSRP
8144	Nelson	8,988.81	06/27/13	08/05/18	149.81	0.00	299.62	8,689.19	MSRP
323	Woodacre	5,936.00	07/17/13	08/23/18	98.93	0.00	197.86	5,837.07	MSRP
323	Woodacre	1,192.73	07/17/13	08/23/18	19.88	0.00	39.76	1,172.85	MSRP
702	Neomi	8,205.58	07/17/13	08/23/18	136.76	0.00	273.52	8,068.82	MSRP
702	Neomi	7,142.00	07/17/13	08/23/18	119.03	0.00	238.06	7,022.97	MSRP

CITY OF DALLAS HOUSING/COMMUNITY SERVICES DEPARTMENT
 FORGIVABLE LOAN REPORT

FY: 10-01-12 THROUGH 9-30-13

STREET #	STREET NAME	LOAN AMOUNT	LOAN CLOSED	MATURITY DATE	MONTHLY FORGIVABLE	BALANCE AS OF 10/1/12	2012-13 AMOUNT FORGIVEN AS OF 9/30/13	CURRENT ENDING BALANCE AS OF 9/30/13	LOAN TYPE
8642	Kingspoint	2,258.85	07/17/13	08/23/18	37.65	0.00	75.30	2,221.20	MSRP
8642	Kingspoint	7,515.50	07/17/13	08/23/18	125.26	0.00	250.52	7,390.24	MSRP
8642	Kingspoint	5,445.00	07/17/13	08/23/18	90.75	0.00	181.50	5,354.25	MSRP
7523	Oak Garden	1,534.37	07/17/13	08/23/18	25.57	0.00	51.14	1,508.80	MSRP
7523	Oak Garden	4,340.00	07/17/13	08/23/18	72.33	0.00	144.66	4,267.67	MSRP
7523	Oak Garden	5,555.15	07/17/13	08/23/18	92.59	0.00	185.18	5,462.56	MSRP
2613	Fowler	4,630.00	07/17/13	08/23/18	77.17	0.00	154.34	4,552.83	MSRP
2613	Fowler	5,857.00	07/17/13	08/23/18	97.62	0.00	195.24	5,759.38	MSRP
2613	Fowler	6,999.43	07/17/13	08/23/18	116.66	0.00	233.32	6,882.77	MSRP
6905	Ruby	4,640.00	07/31/13	09/06/18	77.33	0.00	77.33	4,562.67	MSRP
8838	Donnybrook	4,832.00	07/31/13	09/06/18	80.53	0.00	80.53	4,751.47	MSRP
8838	Donnybrook	8,254.40	07/31/13	09/06/18	137.57	0.00	137.57	8,116.83	MSRP
1951	Abshire	5,359.00	07/31/13	09/06/18	89.32	0.00	89.32	5,269.68	MSRP
1951	Abshire	4,089.00	07/31/13	09/06/18	68.15	0.00	68.15	4,020.85	MSRP
2935	Maryland	5,907.49	07/31/13	09/06/18	98.46	0.00	98.46	5,809.03	MSRP
2935	Maryland	4,440.00	07/31/13	09/06/18	74.00	0.00	74.00	4,366.00	MSRP
2935	Maryland	6,437.00	07/31/13	09/06/18	107.28	0.00	107.28	6,329.72	MSRP
2935	Hudspeth	6,474.30	07/31/13	09/06/18	107.91	0.00	107.91	6,366.39	MSRP
2935	Hudspeth	5,391.00	07/31/13	09/06/18	89.85	0.00	89.85	5,301.15	MSRP
2935	Hudspeth	3,097.00	07/31/13	09/06/18	51.62	0.00	51.62	3,045.38	MSRP
2811	Kingston	6,830.75	07/31/13	09/06/18	113.85	0.00	113.85	6,716.90	MSRP
2811	Kingston	5,389.65	07/31/13	09/06/18	89.83	0.00	89.83	5,299.82	MSRP
2811	Kingston	5,278.04	07/31/13	09/06/18	87.97	0.00	87.97	5,190.07	MSRP
2606	Leacreast	5,858.28	07/31/13	09/06/18	97.64	0.00	97.64	5,760.64	MSRP
2606	Leacreast	5,849.00	07/31/13	09/06/18	97.48	0.00	97.48	5,751.52	MSRP
2606	Leacreast	5,792.20	07/31/13	09/06/18	96.54	0.00	96.54	5,695.66	MSRP
10379	White Elm	1,879.00	07/31/13	09/06/18	31.32	0.00	31.32	1,847.68	MSRP
10379	White Elm	8,656.63	07/31/13	09/06/18	144.28	0.00	144.28	8,512.35	MSRP
502	S. Barnett	825.00	08/14/13	09/20/18	13.75	0.00	13.75	811.25	MSRP
502	S. Barnett	7,015.00	08/14/13	09/20/18	116.92	0.00	116.92	6,898.08	MSRP
502	S. Barnett	7,633.43	08/14/13	09/20/18	127.22	0.00	127.22	7,506.21	MSRP
8968	Rockledge	4,480.00	08/14/13	09/20/18	74.67	0.00	74.67	4,405.33	MSRP
8968	Rockledge	4,203.00	08/14/13	09/20/18	70.05	0.00	70.05	4,132.95	MSRP
8968	Rockledge	5,438.65	08/14/13	09/20/18	90.64	0.00	90.64	5,348.01	MSRP
230	Betty Rae Way	4,800.00	08/14/13	09/20/18	80.00	0.00	80.00	4,720.00	MSRP
230	Betty Rae Way	7,287.72	08/14/13	09/20/18	121.46	0.00	121.46	7,166.26	MSRP
7808	Jacobie	3,250.30	08/14/13	09/20/18	54.17	0.00	54.17	3,196.13	MSRP
7808	Jacobie	5,813.75	08/14/13	09/20/18	96.90	0.00	96.90	5,716.85	MSRP
7808	Jacobie	6,113.00	08/14/13	09/20/18	101.88	0.00	101.88	6,011.12	MSRP
1817	Dolores Way	1,844.00	08/14/13	09/20/18	30.73	0.00	30.73	1,813.27	MSRP
1817	Dolores Way	7,589.99	08/14/13	09/20/18	126.50	0.00	126.50	7,463.49	MSRP
1817	Dolores Way	5,732.75	08/14/13	09/20/18	95.55	0.00	95.55	5,637.20	MSRP
2531	Kathleen	4,188.50	08/14/13	09/20/18	69.81	0.00	69.81	4,118.69	MSRP
2531	Kathleen	2,720.00	08/14/13	09/20/18	45.33	0.00	45.33	2,674.67	MSRP
2531	Kathleen	6,425.00	08/14/13	09/20/18	107.08	0.00	107.08	6,317.92	MSRP
2531	Kathleen	1,860.00	08/14/13	09/20/18	31.00	0.00	31.00	1,829.00	MSRP
8705	Craige	4,002.75	08/14/13	09/20/18	66.71	0.00	66.71	3,936.04	MSRP
8705	Craige	3,350.00	08/14/13	09/20/18	55.83	0.00	55.83	3,294.17	MSRP
8705	Craige	4,775.00	08/14/13	09/20/18	79.58	0.00	79.58	4,695.42	MSRP
8705	Craige	2,585.00	08/14/13	09/20/18	43.08	0.00	43.08	2,541.92	MSRP
1346	Kingsley	4,405.00	08/14/13	09/20/18	73.42	0.00	73.42	4,331.58	MSRP
1346	Kingsley	6,632.65	08/14/13	09/20/18	110.54	0.00	110.54	6,522.11	MSRP
4014	Vanette	5,791.00	08/14/13	09/20/18	96.52	0.00	96.52	5,694.48	MSRP
4014	Vanette	6,804.19	08/14/13	09/20/18	113.40	0.00	113.40	6,690.79	MSRP
2343	Las Cruces	3,520.00	08/14/13	09/20/18	58.67	0.00	58.67	3,461.33	MSRP

**CITY OF DALLAS HOUSING/COMMUNITY SERVICES DEPARTMENT
FORGIVABLE LOAN REPORT
FY: 10-01-12 THROUGH 9-30-13**

STREET #	STREET NAME	LOAN AMOUNT	LOAN CLOSED	MATURITY DATE	MONTHLY FORGIVABLE	BALANCE AS OF 10/1/12	2012-13 AMOUNT FORGIVEN AS OF 9/30/13	CURRENT ENDING BALANCE AS OF 9/30/13	LOAN TYPE
2343	Las Cruces	5,506.63	08/14/13	09/20/18	91.78	0.00	91.78	5,414.85	MSRP
2343	Las Cruces	1,350.00	08/14/13	09/20/18	22.50	0.00	22.50	1,327.50	MSRP
2628	Bishop Allen	1,290.00	08/29/13	10/05/18	21.50	0.00	0.00	1,268.50	MSRP
2628	Bishop Allen	5,639.00	08/29/13	10/05/18	93.98	0.00	0.00	5,545.02	MSRP
721	Jadewood	8,275.65	08/29/13	10/05/18	137.93	0.00	0.00	8,137.72	MSRP
721	Jadewood	1,000.00	08/29/13	10/05/18	16.67	0.00	0.00	983.33	MSRP
3015	Utah	6,109.21	08/29/13	10/05/18	101.82	0.00	0.00	6,007.39	MSRP
3015	Utah	2,480.00	08/29/13	10/05/18	41.33	0.00	0.00	2,438.67	MSRP
3015	Utah	6,143.00	08/29/13	10/05/18	102.38	0.00	0.00	6,040.62	MSRP
10001	Hymie	5,088.71	08/29/13	10/05/18	84.81	0.00	0.00	5,003.90	MSRP
10001	Hymie	6,492.67	08/29/13	10/05/18	108.21	0.00	0.00	6,384.46	MSRP
10001	Hymie	1,350.00	08/29/13	10/05/18	22.50	0.00	0.00	1,327.50	MSRP
10001	Hymie	4,320.00	08/29/13	10/05/18	72.00	0.00	0.00	4,248.00	MSRP
6828	Carioca	5,505.20	08/29/13	10/05/18	91.75	0.00	0.00	5,413.45	MSRP
6828	Carioca	5,532.00	08/29/13	10/05/18	92.20	0.00	0.00	5,439.80	MSRP
6828	Carioca	5,740.00	08/29/13	10/05/18	95.67	0.00	0.00	5,644.33	MSRP
2622	Bonnywood	6,525.50	08/29/13	10/05/18	108.76	0.00	0.00	6,416.74	MSRP
2622	Bonnywood	5,724.15	08/29/13	10/05/18	95.40	0.00	0.00	5,628.75	MSRP
2622	Bonnywood	4,600.00	08/29/13	10/05/18	76.67	0.00	0.00	4,523.33	MSRP
11616	Strand	5,206.63	08/29/13	10/05/18	86.78	0.00	0.00	5,119.85	MSRP
11616	Strand	6,158.92	08/29/13	10/05/18	102.65	0.00	0.00	6,056.27	MSRP
4034	Ambrose	7,873.23	08/29/13	10/05/18	131.22	0.00	0.00	7,742.01	MSRP
4034	Ambrose	5,724.00	08/29/13	10/05/18	95.40	0.00	0.00	5,628.60	MSRP
4034	Ambrose	2,253.00	08/29/13	10/05/18	37.55	0.00	0.00	2,215.45	MSRP
4912	Hlandale	6,805.95	08/29/13	10/05/18	113.43	0.00	0.00	6,692.52	MSRP
4912	Hlandale	4,542.00	08/29/13	10/05/18	75.70	0.00	0.00	4,466.30	MSRP
4912	Hlandale	5,522.00	09/19/13	10/25/18	92.03	0.00	0.00	5,429.97	MSRP
4442	Abrams	7,199.05	09/19/13	10/25/18	119.98	0.00	0.00	7,079.07	MSRP
4442	Abrams	6,582.15	09/19/13	10/25/18	109.70	0.00	0.00	6,472.45	MSRP
4442	Abrams	2,250.00	09/19/13	10/25/18	37.50	0.00	0.00	2,212.50	MSRP
1923	E. Ledbetter	4,690.00	09/19/13	10/25/18	78.17	0.00	0.00	4,611.83	MSRP
1923	E. Ledbetter	6,552.15	09/19/13	10/25/18	109.20	0.00	0.00	6,442.95	MSRP
1923	E. Ledbetter	6,254.89	09/19/13	10/25/18	104.25	0.00	0.00	6,150.64	MSRP
2638	Marburg	4,828.99	09/19/13	10/25/18	80.48	0.00	0.00	4,748.51	MSRP
2638	Marburg	3,957.00	09/19/13	10/25/18	65.95	0.00	0.00	3,891.05	MSRP
12218	Bellafonte	6,537.09	09/19/13	10/25/18	108.95	0.00	0.00	6,428.14	MSRP
12218	Bellafonte	3,910.00	09/19/13	10/25/18	65.17	0.00	0.00	3,844.83	MSRP
12218	Bellafonte	2,945.25	09/19/13	10/25/18	40.09	0.00	0.00	2,905.16	MSRP
12218	Bellafonte	3,050.00	09/19/13	10/25/18	50.83	0.00	0.00	2,999.17	MSRP
6933	Lacy	5,287.86	09/19/13	10/25/18	88.13	0.00	0.00	5,199.73	MSRP
6933	Lacy	2,320.00	09/19/13	10/25/18	38.67	0.00	0.00	2,281.33	MSRP
6933	Lacy	7,225.92	09/19/13	10/25/18	120.43	0.00	0.00	7,105.49	MSRP
6933	Lacy	2,656.00	09/19/13	10/25/18	44.27	0.00	0.00	2,611.73	MSRP
7752	Stonehurst	5,763.37	09/19/13	10/25/18	96.06	0.00	0.00	5,667.31	MSRP
7752	Stonehurst	3,664.00	09/19/13	10/25/18	61.07	0.00	0.00	3,602.93	MSRP
7752	Stonehurst	7,099.98	09/19/13	10/25/18	118.33	0.00	0.00	6,981.65	MSRP
1420	Wagon Wheel	8,928.31	09/19/13	10/25/18	148.81	0.00	0.00	8,779.50	MSRP
1420	Wagon Wheel	1,980.00	09/19/13	10/25/18	33.00	0.00	0.00	1,947.00	MSRP
1420	Wagon Wheel	6,582.00	09/19/13	10/25/18	109.70	0.00	0.00	6,472.30	MSRP
4129	Wilshire	6,282.93	09/19/13	10/25/18	104.72	0.00	0.00	6,178.21	MSRP
4129	Wilshire	5,568.00	09/19/13	10/25/18	92.80	0.00	0.00	5,475.20	MSRP
4129	Wilshire	5,555.00	09/19/13	10/25/18	92.58	0.00	0.00	5,462.42	MSRP
4634	Weehaven	3,940.00	09/26/13	11/20/18	65.67	0.00	0.00	3,874.33	MSRP
4634	Weehaven	8,704.28	09/26/13	11/20/18	145.07	0.00	0.00	8,559.21	MSRP
3411	Cardinal	4,245.00	09/26/13	11/20/18	70.75	0.00	0.00	4,174.25	MSRP

**CITY OF DALLAS HOUSING/COMMUNITY SERVICES DEPARTMENT
FORGIVABLE LOAN REPORT
FY: 10-01-12 THROUGH 9-30-13**

STREET #	STREET NAME	LOAN AMOUNT	LOAN CLOSED	MATURITY DATE	MONTHLY FORGIVABLE	BALANCE AS OF 10/1/12	2012-13 AMOUNT FORGIVEN AS OF 9/30/13	CURRENT ENDING BALANCE AS OF 9/30/13	LOAN TYPE
3411	Cardinal	6,225.00	09/26/13	11/20/18	103.75	0.00	0.00	6,121.25	MSRP
3411	Cardinal	5,906.10	09/26/13	11/20/18	98.44	0.00	0.00	5,807.66	MSRP
1611	Bickers	5,951.76	09/26/13	11/20/18	99.20	0.00	0.00	5,852.56	MSRP
1611	Bickers	5,412.00	09/26/13	11/20/18	90.20	0.00	0.00	5,321.80	MSRP
1611	Bickers	3,570.00	09/26/13	11/20/18	59.50	0.00	0.00	3,510.50	MSRP
6207	Latta	7,431.37	09/26/13	11/20/18	123.86	0.00	0.00	7,307.51	MSRP
6207	Latta	4,969.00	09/26/13	11/20/18	82.82	0.00	0.00	4,886.18	MSRP
6207	Latta	3,750.00	09/26/13	11/20/18	62.50	0.00	0.00	3,687.50	MSRP
4215	Robertson	4,935.00	09/26/13	11/20/18	82.25	0.00	0.00	4,852.75	MSRP
4215	Robertson	6,609.10	09/26/13	11/20/18	110.15	0.00	0.00	6,498.95	MSRP
3540	Vilbig Road	20,000.00	1/24/2013	6/11/2023	166.67			20,000.00	MAP
5406	Bexar Street	20,000.00	2/4/2013	6/11/2023	166.67			20,000.00	MAP
3113	Lenway Street	20,000.00	2/14/2013	6/11/2023	166.67			20,000.00	MAP
5321	Fannie Street	20,000.00	2/28/2013	6/11/2023	166.67			20,000.00	MAP
2835	South Boulevard	20,000.00	3/6/2013	6/11/2023	166.67			20,000.00	MAP
2827	Thomas Tolbert Ave	20,000.00	3/6/2013	6/11/2023	166.67			20,000.00	MAP
118	Cliff Heights Cir	20,000.00	3/18/2013	6/11/2023	166.67			20,000.00	MAP
3431	McBroom Street	20,000.00	3/19/2013	3/19/2023	166.67			20,000.00	MAP
1966	Calypso St	20,000.00	3/28/2013	3/28/2023	166.67			20,000.00	MAP
1847	Morris St	20,000.00	3/28/2013	3/28/2023	166.67			20,000.00	MAP
1906	Bickers Street	20,000.00	4/30/2013	4/30/2023	166.67			20,000.00	MAP
106	Cliff Heights Circle	20,000.00	5/10/2013	5/10/2023	166.67			20,000.00	MAP
244	Cliff Heights Circle	20,000.00	5/16/2013	5/16/2023	166.67			20,000.00	MAP
3411	Toronto Street	20,000.00	5/30/2013	5/30/2023	166.67			20,000.00	MAP
2022	Calypso Street	20,000.00	5/30/2013	5/30/2023	166.67			20,000.00	MAP
3814	Aransas Street	20,000.00	5/31/2013	5/31/2023	166.67			20,000.00	MAP
4810	Spring Ave	20,000.00	6/11/2013	6/11/2023	166.67			20,000.00	MAP
5408	Bexar Street	20,000.00	7/1/2013	7/1/2023	166.67			20,000.00	MAP
3122	Lenway Street	20,000.00	7/16/2013	7/16/2023	166.67			20,000.00	MAP
215	Cliff Heights Circle	20,000.00	7/17/2013	7/17/2023	166.67			20,000.00	MAP
4850	Spring Ave.	20,000.00	7/29/2013	7/29/2023	166.67			20,000.00	MAP
5402	Bexar Street	20,000.00	8/14/2013	8/14/2023	166.67			20,000.00	MAP
2811	Thomas Tolbert	20,000.00	8/15/2013	8/15/2023	166.67			20,000.00	MAP
3117	Lenway Street	20,000.00	8/23/2013	8/23/2023	166.67			20,000.00	MAP
5410	Bexar Street	20,000.00	8/28/2013	8/28/2023	166.67			20,000.00	MAP
3622	Darby Drive	20,000.00	8/29/2013	8/29/2023	166.67			20,000.00	MAP
6655	Cool Morn Drive	10,000.00	7/25/2013	7/25/2018	166.67			10,000.00	MAP
4040	Shady Hollow Lane	8,500.00	12/27/2012	12/27/2017	141.67			8,500.00	MAP
18816	Tupelo Ln	8,500.00	1/3/2013	1/3/2018	141.67			8,500.00	MAP
5823	Hollis Ave	8,500.00	1/8/2013	1/8/2018	141.67			8,500.00	MAP
18814	Tupelo Ln	8,500.00	1/11/2013	1/11/2018	141.67			8,500.00	MAP
1512	South Oak Cliff Blvd	8,500.00	1/18/2013	1/18/2018	141.67			8,500.00	MAP
2844	Meadow Way Ln	8,500.00	1/24/2013	1/24/2018	141.67			8,500.00	MAP
2654	Mountain Lake Road	8,500.00	2/28/2013	2/28/2018	141.67			8,500.00	MAP
3315	Falls Drive	8,500.00	3/1/2013	3/1/2018	141.67			8,500.00	MAP
5617	Winding Woods Trail	8,500.00	3/7/2013	3/7/2018	141.67			8,500.00	MAP
4538	Silver Lake Dr	8,500.00	3/27/2013	3/27/2018	141.67			8,500.00	MAP
8912	Catalonia	8,500.00	3/29/2013	3/29/2018	141.67			8,500.00	MAP
1511	Melbourne Avenue	8,500.00	4/12/2013	4/12/2018	141.67			8,500.00	MAP
2012	Engle Avenue	8,500.00	4/16/2013	4/16/2018	141.67			8,500.00	MAP
4527	Via St Catherine	8,500.00	4/26/2013	4/26/2018	141.67			8,500.00	MAP
2105	Barnes Bridge Road	8,500.00	4/30/2013	4/30/2018	141.67			8,500.00	MAP
11605	Cotillion Drive	8,500.00	4/30/2013	4/30/2018	141.67			8,500.00	MAP
2742	W Clarendon Drive	8,500.00	4/30/2013	4/30/2018	141.67			8,500.00	MAP
2132	Petunia Street	8,500.00	5/2/2013	5/2/2018	141.67			8,500.00	MAP

**CITY OF DALLAS HOUSING/COMMUNITY SERVICES DEPARTMENT
FORGIVABLE LOAN REPORT
FY: 10-01-12 THROUGH 9-30-13**

STREET #	STREET NAME	LOAN AMOUNT	LOAN CLOSED	MATURITY DATE	MONTHLY FORGIVABLE	BALANCE AS OF 10/1/12	2012-13 AMOUNT FORGIVEN AS OF 9/30/13	CURRENT ENDING BALANCE AS OF 9/30/13	LOAN TYPE
7412	Fox Crossing Court	8,500.00	5/3/2013	5/3/2018	141.67			8,500.00	MAP
2524	Silverthorne Drive	8,500.00	5/8/2013	5/8/2013	141.67			8,500.00	MAP
2842	Burlington Blvd	8,500.00	5/14/2013	5/14/2018	141.67			8,500.00	MAP
8724	Greenmound Ave	8,500.00	5/14/2013	5/14/2018	141.67			8,500.00	MAP
1218	S Edgefield Ave	8,500.00	5/31/2013	5/31/2018	141.67			8,500.00	MAP
5310	Keller Springs Rd B-234	8,500.00	6/5/2013	6/5/2018	141.67			8,500.00	MAP
2858	Gospel Drive	8,500.00	6/7/2013	6/7/2018	141.67			8,500.00	MAP
2243	Royal Oaks Dr	8,500.00	6/12/2013	6/12/2018	141.67			8,500.00	MAP
217	Los Cabos	8,500.00	6/14/2013	6/14/2018	141.67			8,500.00	MAP
4671	Timber Wood Dr	8,500.00	6/21/2013	6/21/2018	141.67			8,500.00	MAP
1419	Misty Glen Lane	8,500.00	6/27/2013	6/27/2018	141.67			8,500.00	MAP
514	S. Oak Cliff	8,500.00	7/9/2013	7/9/2018	141.67			8,500.00	MAP
7316	Hardwood Trail	8,500.00	7/22/2013	7/22/2018	141.67			8,500.00	MAP
1211	Lansford Ave.	8,500.00	7/22/2013	7/22/2018	141.67			8,500.00	MAP
4926	Mexicana Rd	8,500.00	8/7/2013	8/7/2018	141.67			8,500.00	MAP
11630	Featherbrook Dr	8,500.00	8/9/2013	8/9/2018	141.67			8,500.00	MAP
2836	Encino	8,500.00	8/13/2013	8/13/2018	141.67			8,500.00	MAP
2736	Clayton Oaks Dr	8,500.00	9/9/2013	9/9/2013	141.67			8,500.00	MAP
3060	Shadow Wood Drive	8,500.00	9/11/2013	9/11/2013	141.67			8,500.00	MAP
6435	Kemrock	99,000.00	10/24/2012	10/24/2027	550.00		6,050.00	92,950.00	NSP
1438	Sax Leigh	94,000.00	11/13/2012	11/13/2027	522.22		5,744.42	88,255.58	NSP
2603	Exline	95,000.00	11/25/2012	11/25/2027	527.77		5,277.70	89,722.30	NSP
2115	Red Chute	94,990.00	11/28/2012	11/28/2027	527.72		5,277.20	89,712.80	CHDO
3523	Meyers	95,000.00	12/10/2012	12/10/2027	527.77		5,277.70	89,722.30	NSP
1815	Garza	94,000.00	1/17/2013	1/17/2028	522.22		4,699.98	89,300.02	NSP
3570	Vilbig	79,365.00	1/24/2013	1/24/2023	661.37		5,290.96	74,074.04	CHDO
2337	Macon	95,000.00	1/31/2013	1/31/2028	527.77		4,222.16	90,777.84	NSP
1002	Signet	95,000.00	2/11/2013	2/11/2028	527.77		4,222.16	90,777.84	NSP
1006	Signet	92,000.00	2/14/2013	2/14/2028	511.11		4,088.88	87,911.12	NSP
8615	Cedar Post	122,735.00	2/25/2013	2/25/2023	1,022.79		7,159.53	115,575.47	CHDO
3217	52nd	99,900.00	3/1/2013	3/1/2028	555.00		3,885.00	96,015.00	NSP
3113	Lenway	94,118.00	3/5/2013	3/5/2028	522.87		3,660.09	90,457.91	CHDO
3122	Lenway	24,221.63	3/5/2013	3/5/2028	134.56		941.92	23,279.71	CHDO
2835	South	46,320.00	3/6/2013	3/6/2023	386.00		2,702.00	43,618.00	CHDO
2827	Thomas Tolbert	53,272.89	3/6/2013	3/6/2028	290.40		2,032.80	51,240.09	CHDO
1966	Calypso	74,000.00	3/18/2013	3/18/2023	616.66		4,316.62	69,683.38	CHDO
3431	McBroom	91,300.00	3/18/2013	3/18/2023	760.83		5,325.81	85,974.19	CHDO
1847	Morris	78,347.00	3/18/2013	3/18/2023	652.89		4,570.23	73,776.77	CHDO
118	Cliff Heights	85,859.00	3/18/2013	3/18/2028	476.99		3,338.93	82,520.07	CHDO
2607	Kilburn	99,900.00	3/26/2013	3/26/2028	555.00		3,330.00	96,570.00	NSP
6612	Erikaglen	100,000.00	4/11/2013	4/11/2028	555.55		3,333.30	96,666.70	NSP
2811	Thomas Tolbert	43,639.11	4/14/2013	4/14/2028	242.43		1,454.58	42,184.53	CHDO
2606	Kilburn	95,000.00	4/17/2013	4/14/2028	527.77		3,166.62	91,833.38	NSP
218	Cliff Heights	104,990.00	5/9/2013	5/9/2028	583.27		2,916.35	102,073.65	CHDO
3622	Darby	101,241.00	5/14/2013	5/14/2028	562.45		2,812.25	98,428.75	CHDO
2555	Starks	95,000.00	5/31/2013	5/31/2028	527.77		2,111.08	92,888.92	NSP
5408	Bexar	73,000.00	6/24/2013	6/24/2028	405.55		1,216.65	71,783.35	CHDO
5402	Bexar Street	77,777.78	7/15/2013	7/15/2028	432.09		1,296.27	76,481.51	CHDO
5408	Bexar Street	77,777.78	7/15/2013	7/15/2028	432.09		1,296.27	76,481.51	CHDO
5410	Bexar Street	77,777.78	7/15/2013	7/15/2028	432.09		1,296.27	76,481.51	CHDO
1423	Hidden Valley Dr	100,000.00	8/19/2013	8/19/2028	555.55		555.55	99,444.45	NSP
1431	Hidden Valley Dr	100,000.00	9/9/2013	9/9/2028	555.55		555.55	99,444.45	NSP
1226	E Woodin Blvd	84,000.00	9/9/2013	9/9/2028	466.66		466.66	83,533.34	NSP
2340	Harding	95,600.00	6/13/2013	6/13/2028	531.11		2,124.44	93,475.56	NSP

**CITY OF DALLAS HOUSING/COMMUNITY SERVICES DEPARTMENT
 FORGIVABLE LOAN REPORT
 FY: 10-01-12 THROUGH 9-30-13**

STREET #	STREET NAME	LOAN AMOUNT	LOAN CLOSED	MATURITY DATE	MONTHLY FORGIVABLE	BALANCE AS OF 10/1/12	2012-13 AMOUNT FORGIVEN AS OF 9/30/13	CURRENT ENDING BALANCE AS OF 9/30/13	LOAN TYPE
----------	-------------	-------------	-------------	---------------	--------------------	-----------------------	---------------------------------------	--------------------------------------	-----------

** Comment 1 - The entire amount of unpaid principal and any accrued interest shall be due and payable in one payment upon the death of Borrower or Transfer of the Property (Maturity Date).

SOUTHERN DALLAS DEVELOPMENT CORPORATION - SUBRECIPIENT REVOLVING LOAN PORTFOLIO FINANCIAL STATUS REPORT											
CDBG - PIDC LOAN PORTFOLIO RECON REPORT: FY 10/1/2012 - 9/30/2013											
					PREVIOUS	2012-13	CURRENT		DATE		
AS OF 9-30-2013 - revised 12/16/2013					LOAN	PIDC	ENDING		PAID IN FULL		
	LOAN	LOAN	MATURITY	MONTHLY	LOAN	PIDC	BALANCE	LOAN	OR	JOB	JOB
CLIENT	AMOUNT	CLOSED	DATE	PAYMENTS	AS OF 10/1/12	AS OF 9/30/13	AS OF 9/30/13	STATUS	CHARGED OFF	CREATION	RETENTION
ADI ENGINEERING	270,000.00	8/31/2010	9/1/2013	2,531.57	253,677.85	29,502.36	227,050.53	ACTIVE			
AL-ROUSAN & WARED CORP	25,000.00	8/22/2011	9/1/2016	277.55	22,928.47	5,890.80	19,755.18	ACTIVE			
ALTO INSURANCE (CLAUDIA ZUNIGA)	150,000.00	2/4/2008	5/1/2023	1,348.24	126,291.15	24,942.44	118,240.11	ACTIVE			
CEDRIC BOLDEN (CEDRIC B'S BARBER)	65,000.00	1/18/2008	5/1/2023	621.17	53,180.33	7,503.00	49,858.96	ACTIVE			
CENTER AUTO SALES & RIOS PROPERTIES	35,000.00	7/6/2010	10/1/2025	295.35	32,910.71	4,550.49	30,491.44	ACTIVE			
DALLAS IRON WORKS	150,000.00	4/29/2010	8/1/2015	2,899.92	99,241.19	121,723.63	0.00	PAID OFF	1/11/2013		
DILBECK COURT LIMITED	74,000.00	7/6/2009	9/1/2014	1,430.63	32,559.41	17,167.56	16,939.81	ACTIVE			
DILBECK COURT LIMITED	300,000.00	6/29/2005	7/15/2016	2,332.43	172,515.12	30,321.59	154,548.86	ACTIVE			
ELAINE CAMPBELL (ELAINE'S KITCHEN)	76,850.00	12/12/2008	4/1/2024	701.54	67,174.71	7,750.00	63,511.70	ACTIVE			
EVANS ENGRAVING	47,000.00	9/6/2002	10/1/2013	342.06	25,743.18	2,283.50	23,459.68	ACTIVE/WORKOUT			
FURNITURE DESIGN & UPHOLSTERY *	35,000.00	1/10/2013	4/1/2018	693.04	0.00	3,838.24	32,566.48	ACTIVE			
RENE ALVAREZ (GENESIS TRANSMISSION)	162,025.00	8/6/2008	11/1/2023	1,456.33	149,934.79	13,150.64	146,498.69	ACTIVE			
ICDC	690,133.00	4/21/1999	7/1/2023	2,643.82	559,168.62	31,858.02	538,304.64	ACTIVE			
KANGAROO CASES	209,876.80	1/16/2009	10/1/2016	1,765.00	142,669.08	146,136.44	0.00	PAID OFF	4/24/2013		
LA AVENIDA JOINT VENTURE	500,000.00	9/8/1992	8/1/2022	1,346.82	209,083.07	16,229.18	196,856.88	ACTIVE			
LANTERN DENTAL CLINIC, INC.	33,000.00	3/26/2010	4/1/2015	637.98	18,473.92	11,217.78	13,359.47	ACTIVE			
MODERN SENIOR LIVING, LLC	225,000.00	11/18/2010	12/1/2015	2,386.47	193,985.23	28,637.64	175,028.89	ACTIVE			
MOSELEY FURNITURE	90,000.00	9/17/2002	8/1/2017	750.00	22,414.55	9,000.00	14,353.12	ACTIVE			
PHIL'S TIRES & WHEELS (FIDEL RAUDRY)	25,000.00	9/29/2011	10/1/2016	483.32	20,613.96	22,446.31	0.00	PAID OFF	1/23/2013		
REMARKABLE HEALTHCARE OF DALLAS * ***	75,000.00	3/28/2013	10/1/2018	1,449.96	0.00	1,837.50	75,000.00	ACTIVE		16 P/T; 7 F/T	
RINA INVESTMENTS, LLC (Lil' Caesar's Pizza) * ***	25,000.00	5/22/2013	12/1/2018	365.21	0.00	241.76	25,000.00	ACTIVE			
STANLEY FRANCIS (STANLEY'S CATFISH)	36,200.00	7/26/2007	11/1/2014	331.08	18,344.21	3,959.96	15,920.30	ACTIVE			
Tandy Pizza	35,000.00	2/28/2012	6/1/2019	511.30	34,020.75	6,646.90	29,862.28	ACTIVE		1	
THRASH MEMORIAL FUNERAL HOME	70,000.00	7/6/2009	10/1/2024	629.18	63,602.76	2,578.94	62,325.84	ACTIVE/LOAN MOD			
THRASH MEMORIAL FUNERAL HOME	105,000.00	3/30/2012	10/1/2017	1,219.14	105,000.00	6,345.70	101,702.67	ACTIVE/LOAN MOD		3 P/T	
TRANSPORTES JUVENTINO ROSAS *	25,000.00	11/5/2012	11/1/2017	265.16	0.00	2,664.86	23,172.08	ACTIVE		4	
NELSON MASI (KASI GROCERY)	138,000.00	4/18/2008	11/1/2023	1,091.30	131,599.57	0.00	55,513.15	PARTIAL CHARGE OFF/FORECLOSURE	9/28/2011		
7 G.R.R. Greenville Ave, & 5 G.R.R.	25,000.00	8/6/2012	9/1/2013	389.66	0.00	25,000.00	0.00	PAID OFF	1/10/2013	4 F/T; 3 P/T	
Mobili Martini, LLC * ** ***	120,000.00	9/30/2013	4/1/2017	1,753.03	0.00	0.00	120,000.00	ACTIVE			
TOTAL PAYMENTS RECEIVED	\$3,817,084.80			\$32,948.26	\$2,555,132.63	\$583,425.24	\$2,329,320.76				
* New Loans FY12-13											
** Loan in Draw Down Phase - paying interest only; *** Interest Only Payment Phase; **** Interest Only Payments and P&I pymts											
ZYCOMM INDUSTRIES	156,309.22	4/23/2008	8/1/2015	2,508.40	127,711.62	11,845.00	115,866.62	CHARGE OFF/LITIGATION	9/30/2011		
SOUTH TEXAS METROPLEX MEDICAL CLINIC	150,000.00	12/19/2000	4/1/2008	2,490.18	26,178.40	7,500.00	18,678.40	C-O/LITIGATION/JUDGMENT	8/13/2009		
ISIS	220,000.00	8/3/2006	10/1/2008	1,466.67	200,000.00	79,659.54	120,340.46	C-O/FORECLOSURE/PROPERTY SOLD	8/13/2009		
CHARGE OFF RECOVERY	\$ 526,309.22			\$ 6,465.25	\$ 353,890.02	\$ 99,004.54	\$ 254,885.48				
TOTAL						\$682,429.78					



4. FAIR HOUSING SUMMARY



FAIR HOUSING SUMMARY

DESCRIPTION/ACCOMPLISHMENTS: On June 12, 1992, the City of Dallas was granted interim certification and on April 24, 1995, final certification as a substantially equivalent fair housing agency. The Dallas Fair Housing Ordinance continues to be substantially equivalent to the Federal Fair Housing Act. The primary objective of the Fair Housing Office under the City of Dallas Comprehensive Plan is to affirmatively further fair housing. To that end, the fair housing accomplishments in FY 2012-13 are detailed below:

Enforcement – Filed and investigated 133 housing discrimination complaints and closed 94 cases, with 2 cases conciliated for \$1,900 and 27 cases settled for \$12,427 in monetary and valuable consideration.

Education and Training – Provided 72 fair housing presentations and promotional events and trained 2,072 citizens and housing providers and 321 city employees on fair housing rights and responsibilities.

Promotion/Outreach – Provided fair housing marketing through 115 (Spanish) sixty-second radio advertisements 45 (16 Spanish and 29 African American) newspaper advertisements printed bi-weekly in two newspapers.

Affordable Housing Assistance

- Monitored 36 Affirmative Fair Housing Marketing Plans for City-assisted multifamily family housing developments.
- Distributed 425 government assisted housing/affordable housing referral packets.
- Maintain and update semi-annually list of 275 government-assisted affordable multifamily units in Dallas for distribution to citizens.
- Received, processed and made necessary referrals for 1,378 citizen request for services.

Fair Housing Enhancements

The Fair Housing Office enhanced the webpage by adding a link for a survey regarding the Analysis of Impediments to Fair Housing Choice in an effort to receive input from the citizens of Dallas.

Summary of Analysis of Impediments

Based on the 2007 Analysis of Impediments and Five Year Strategic Plan, impediments to fair housing choice are defined as any actions, omissions, or decisions which have the effect of restricting housing choice or the availability of housing choice on the basis of race, color, religion, sex, handicap, familial status, or national origin. The 2007 Report indicated impediments in the following areas:

- Public and private rental housing access and services
- Private purchase and financing information and services
- Difficult access to information on Community Care facilities for persons with disabilities
- Need for fair housing opportunities in affordable housing programs

Below are the actions taken during the FY 2012-13 program year to overcome the effects of the impediments and to affirmatively further fair housing:

- Distributed 425 government assisted housing/affordable housing referral packets.
- Held an annual Fair Housing Awareness month event where 25 organizations participated in an effort to provide education and outreach to the underrepresented.
- Partnered with the City of Garland FHAP to provide Fair Housing Outreach and training.
- Conducted outreach events with non-profits and the Real Estate community to provide education on Fair Housing.
- Awarded Consultant Contract to begin new study on Analysis of Impediments for the City of Dallas.
- Partnered with the City of Dallas Code Compliance Department to provide education on Fair Housing during the presentation of the new City Ordinance regarding group homes established to protect the elderly and disabled.

5. SECTION 3 SUMMARY



Section 3 Summary Report

Economic Opportunities for
Low and Very Low-Income Persons

**U.S. Department of Housing
and Urban Development**
Office of Fair Housing
and Equal Opportunity

OMB Approval No.2529-0043
(exp. 8/17/2015)

HUD Field Office : DALLAS/FT. WORTH, TX

See Public Reporting Burden Statement below

1. Recipient Name:

City of Dallas

Recipient Address: (*street, city, state, zip*)

1500 Marilla St., Room 4FS
Dallas , Texas 75201

2. Agency ID:

B12MC480009

3. Total Amount of Award: \$ 14,720,740
Amount of All Contracts Awarded: \$ 8,294,648

4. Contact Person:

Chan Williams

5. Phone: 214-670-5544
Fax: 214-671-0741
E-Mail: chan.williams@dallascityhall.com

6. Reporting Period: Quarter 4 of Fiscal Year 2012

7. Date Report Submitted:

12/16/2013

8. Program Code-Name:

7-CDBG-Entitlement

Program Codes:

1 = Flexible Subsidy

2 = Section 202/811

3A = Public/Indian Housing Development

3B = Public/Indian Housing Operation

3C = Public/Indian Housing Modernization

4 = Homeless Assistance

5 = HOME Assistance

6 = HOME-State Administered

7 = CDBG-Entitlement

8 = CDBG-State Administered

9 = Other CD Programs

10= Other Housing Programs

Part I. Employment and Training (Columns B, C, and F are mandatory fields.)

A Job Category	B Number of New Hires	C Number of New Hires that are Sec.3 Residents	D % of Section 3 New Hires	E % of Total Staff Hours for Section 3 Employees	F Number of Section 3 Trainees
Professionals	2	0	0.00 %	0.00 %	0
Technicians	0	0	0.00 %	0.00 %	0
Office/Clerical	0	0	0.00 %	0.00 %	0
Officials/Managers	0	0	0.00 %	0.00 %	0
Sales	0	0	0.00 %	0.00 %	0
Craft Workers (skilled)	3	3	0.00 %	0.00 %	0
Operatives (semiskilled)	0	0	0.00 %	0.00 %	0
Laborers (unskilled)	0	0	0.00 %	0.00 %	0
Service Workers	27	1	0.00 %	0.00 %	0
Other (List)	0	0	0.00 %	0.00 %	0
Total	32	4			0

Part II. Contracts Awarded

1. Construction Contracts:

A. Total dollar amount of all construction contracts awarded on the project	\$ 7,223,258
B. Total dollar amount of construction contracts awarded to Section 3 businesses	\$ 6,540,783
C. Percentage of the total dollar amount that was awarded to Section 3 businesses	90.60 %
D. Total number of Section 3 businesses receiving construction contracts	9

2. Non-Construction Contracts:

A. Total dollar amount of all non-construction contracts awarded on the project	\$ 1,071,390
B. Total dollar amount of non-construction contracts awarded to Section 3 businesses	\$ 0
C. Percentage of the total dollar amount that was awarded to Section 3 businesses	0.00 %
D. Total number of Section 3 businesses receiving non-construction contracts	0

Part III. Summary of Efforts

Indicate the efforts made to direct the employment and other economic opportunities generated by HUD financial assistance for housing and community development programs, to the greatest extent feasible, toward low- and very low-income persons, particularly those who are recipients of government assistance for housing. (Select **yes** to all that apply)

Yes Recruited low-income residents through: local advertising media, signs prominently displayed at the project site, contacts with community organizations and public or private agencies operating within the metropolitan area (or nonmetropolitan county) in which the Section 3 covered program or project is located, or similar methods.

Yes Participated in a HUD program or other program which promotes the training or employment of Section 3 residents.

Yes Participated in a HUD program or other program which promotes the award of contracts to business concerns which meet the definition of Section 3 business concerns.

No Coordinated with Youthbuild Programs and administered in the metropolitan area in which the Section 3 covered project is located.

No Other; describe below.

Public reporting burden for this collection of information is estimated to average 6 hours per response, including the time for reviewing instructions, searching existing data sources, gathering and maintaining the data needed, and completing and reviewing the collection of information. This agency may not collect this information, and you are not required to complete this form, unless it displays a currently valid OMB control number.

Section 3 of the Housing and Urban Development Act of 1968, as amended, 12 U.S.C. 1701u., mandates that the Department ensure that employment and other economic opportunities generated by its housing and community development assistance programs are directed toward low- and very low-income persons, particularly those who are recipients of government assistance for housing. The regulations are found at 24 CFR Part 135. The information will be used by the Department to monitor program recipients' compliance with Section 3, to assess the results of the Department's efforts to meet the statutory objectives of Section 3, to prepare reports to Congress, and by recipients as a self-monitoring tool. The data is entered into a data base and will be analyzed and distributed. The collection of information involves recipients receiving Federal financial assistance for housing and community development programs covered by Section 3. The information will be collected annually to assist HUD in meeting its reporting requirements under Section 808(e)(6) of the Fair Housing Act and Section 916 of the HCDA of 1992. An assurance of confidentiality is not applicable to this form. The Privacy Act of 1974 and OMB Circular A-108 are not applicable. The reporting requirements do not contain sensitive questions. Data is cumulative; personal identifying information is not included.

Section 3 Summary Report

Economic Opportunities for
Low and Very Low-Income Persons

**U.S. Department of Housing
and Urban Development**
Office of Fair Housing
and Equal Opportunity

OMB Approval No.2529-0043
(exp. 8/17/2015)

HUD Field Office : DALLAS/FT. WORTH, TX

See Public Reporting Burden Statement below

1. Recipient Name:

City of Dallas

Recipient Address: (street, city, state, zip)

1500 Marilla St., Room 4FS
Dallas , Texas 75201

2. Agency ID:

M12MC480203

3. Total Amount of Award: \$ 4,750,686
Amount of All Contracts Awarded: \$ 795,000

4. Contact Person:

Chan Williams

5. Phone: 214-670-5544
Fax: 214-671-0741
E-Mail: chan.williams@dallascityhall.com

6. Reporting Period: Quarter 4 of Fiscal Year 2012

7. Date Report Submitted:

12/16/2013

8. Program Code-Name:

5-HOME Assistance

Program Codes:

1 = Flexible Subsidy

2 = Section 202/811

3A = Public/Indian Housing Development

3B = Public/Indian Housing Operation

3C = Public/Indian Housing Modernization

4 = Homeless Assistance

5 = HOME Assistance

6 = HOME-State Administered

7 = CDBG-Entitlement

8 = CDBG-State Administered

9 = Other CD Programs

10= Other Housing Programs

Part I. Employment and Training (Columns B, C, and F are mandatory fields.)					
A Job Category	B Number of New Hires	C Number of New Hires that are Sec.3 Residents	D % of Section 3 New Hires	E % of Total Staff Hours for Section 3 Employees	F Number of Section 3 Trainees
Professionals	0	0	0.00 %	0.00 %	0
Technicians	0	0	0.00 %	0.00 %	0
Office/Clerical	0	0	0.00 %	0.00 %	0
Officials/Managers	0	0	0.00 %	0.00 %	0
Sales	0	0	0.00 %	0.00 %	0
Craft Workers (skilled)	0	0	0.00 %	0.00 %	0
Operatives (semiskilled)	0	0	0.00 %	0.00 %	0
Laborers (unskilled)	0	0	0.00 %	0.00 %	0
Service Workers	0	0	0.00 %	0.00 %	0
Other (List)	0	0	0.00 %	0.00 %	0
Total	0	0			0

Part II. Contracts Awarded

1. Construction Contracts:

- A. Total dollar amount of all construction contracts awarded on the project \$ 795,000
- B. Total dollar amount of construction contracts awarded to Section 3 businesses \$ 600,000
- C. Percentage of the total dollar amount that was awarded to Section 3 businesses 75.50 %
- D. Total number of Section 3 businesses receiving construction contracts 2

2. Non-Construction Contracts:

- A. Total dollar amount of all non-construction contracts awarded on the project \$ 0
- B. Total dollar amount of non-construction contracts awarded to Section 3 businesses \$ 0
- C. Percentage of the total dollar amount that was awarded to Section 3 businesses 0.00 %
- D. Total number of Section 3 businesses receiving non-construction contracts 0

Part III. Summary of Efforts

Indicate the efforts made to direct the employment and other economic opportunities generated by HUD financial assistance for housing and community development programs, to the greatest extent feasible, toward low- and very low-income persons, particularly those who are recipients of government assistance for housing. (Select **yes** to all that apply)

Yes Recruited low-income residents through: local advertising media, signs prominently displayed at the project site, contacts with community organizations and public or private agencies operating within the metropolitan area (or nonmetropolitan county) in which the Section 3 covered program or project is located, or similar methods.

Yes Participated in a HUD program or other program which promotes the training or employment of Section 3 residents.

Yes Participated in a HUD program or other program which promotes the award of contracts to business concerns which meet the definition of Section 3 business concerns.

No Coordinated with Youthbuild Programs and administered in the metropolitan area in which the Section 3 covered project is located.

No Other; describe below.

Public reporting burden for this collection of information is estimated to average 6 hours per response, including the time for reviewing instructions, searching existing data sources, gathering and maintaining the data needed, and completing and reviewing the collection of information. This agency may not collect this information, and you are not required to complete this form, unless it displays a currently valid OMB control number.

Section 3 of the Housing and Urban Development Act of 1968, as amended, 12 U.S.C. 1701u., mandates that the Department ensure that employment and other economic opportunities generated by its housing and community development assistance programs are directed toward low- and very low-income persons, particularly those who are recipients of government assistance for housing. The regulations are found at 24 CFR Part 135. The information will be used by the Department to monitor program recipients' compliance with Section 3, to assess the results of the Department's efforts to meet the statutory objectives of Section 3, to prepare reports to Congress, and by recipients as a self-monitoring tool. The data is entered into a data base and will be analyzed and distributed. The collection of information involves recipients receiving Federal financial assistance for housing and community development programs covered by Section 3. The information will be collected annually to assist HUD in meeting its reporting requirements under Section 808(e)(6) of the Fair Housing Act and Section 916 of the HCDA of 1992. An assurance of confidentiality is not applicable to this form. The Privacy Act of 1974 and OMB Circular A-108 are not applicable. The reporting requirements do not contain sensitive questions. Data is cumulative; personal identifying information is not included.

Section 3 Summary Report

Economic Opportunities for
Low and Very Low-Income Persons

**U.S. Department of Housing
and Urban Development**
Office of Fair Housing
and Equal Opportunity

OMB Approval No.2529-0043
(exp. 8/17/2015)

HUD Field Office : DALLAS/FT. WORTH, TX

See Public Reporting Burden Statement below

1. Recipient Name:

City of Dallas

Recipient Address: (*street, city, state, zip*)

1500 Marilla St., Room 4FS
Dallas , Texas 75201

2. Agency ID:

S11MC480001

3. Total Amount of Award: \$ 1,375,313
Amount of All Contracts Awarded: \$ 973,172

4. Contact Person:

Chan Williams

5. Phone: 214-670-5544
Fax: 214-671-0741
E-Mail: chan.williams@dallascityhall.com

6. Reporting Period: Quarter 4 of Fiscal Year 2012

7. Date Report Submitted:

12/16/2013

8. Program Code-Name:

9-Other CD Programs

Program Codes:

1 = Flexible Subsidy

2 = Section 202/811

3A = Public/Indian Housing Development

3B = Public/Indian Housing Operation

3C = Public/Indian Housing Modernization

4 = Homeless Assistance

5 = HOME Assistance

6 = HOME-State Administered

7 = CDBG-Entitlement

8 = CDBG-State Administered

9 = Other CD Programs

10= Other Housing Programs

Part I. Employment and Training (Columns B, C, and F are mandatory fields.)					
A Job Category	B Number of New Hires	C Number of New Hires that are Sec.3 Residents	D % of Section 3 New Hires	E % of Total Staff Hours for Section 3 Employees	F Number of Section 3 Trainees
Professionals	1	0	0.00 %	0.00 %	0
Technicians	0	0	0.00 %	0.00 %	0
Office/Clerical	0	0	0.00 %	0.00 %	0
Officials/Managers	0	0	0.00 %	0.00 %	0
Sales	0	0	0.00 %	0.00 %	0
Craft Workers (skilled)	0	0	0.00 %	0.00 %	0
Operatives (semiskilled)	0	0	0.00 %	0.00 %	0
Laborers (unskilled)	0	0	0.00 %	0.00 %	0
Service Workers	0	0	0.00 %	0.00 %	0
Other (List)	0	0	0.00 %	0.00 %	0
Total	1	0			0

Part II. Contracts Awarded

1. Construction Contracts:

- A. Total dollar amount of all construction contracts awarded on the project \$ 0
- B. Total dollar amount of construction contracts awarded to Section 3 businesses \$ 0
- C. Percentage of the total dollar amount that was awarded to Section 3 businesses 0.00 %
- D. Total number of Section 3 businesses receiving construction contracts 0

2. Non-Construction Contracts:

- A. Total dollar amount of all non-construction contracts awarded on the project \$ 973,172
- B. Total dollar amount of non-construction contracts awarded to Section 3 businesses \$ 0
- C. Percentage of the total dollar amount that was awarded to Section 3 businesses 0.00 %
- D. Total number of Section 3 businesses receiving non-construction contracts 0

Part III. Summary of Efforts

Indicate the efforts made to direct the employment and other economic opportunities generated by HUD financial assistance for housing and community development programs, to the greatest extent feasible, toward low- and very low-income persons, particularly those who are recipients of government assistance for housing. (Select **yes** to all that apply)

Yes Recruited low-income residents through: local advertising media, signs prominently displayed at the project site, contacts with community organizations and public or private agencies operating within the metropolitan area (or nonmetropolitan county) in which the Section 3 covered program or project is located, or similar methods.

Yes Participated in a HUD program or other program which promotes the training or employment of Section 3 residents.

Yes Participated in a HUD program or other program which promotes the award of contracts to business concerns which meet the definition of Section 3 business concerns.

No Coordinated with Youthbuild Programs and administered in the metropolitan area in which the Section 3 covered project is located.

No Other; describe below.

Public reporting burden for this collection of information is estimated to average 6 hours per response, including the time for reviewing instructions, searching existing data sources, gathering and maintaining the data needed, and completing and reviewing the collection of information. This agency may not collect this information, and you are not required to complete this form, unless it displays a currently valid OMB control number.

Section 3 of the Housing and Urban Development Act of 1968, as amended, 12 U.S.C. 1701u, mandates that the Department ensure that employment and other economic opportunities generated by its housing and community development assistance programs are directed toward low- and very low-income persons, particularly those who are recipients of government assistance for housing. The regulations are found at 24 CFR Part 135. The information will be used by the Department to monitor program recipients' compliance with Section 3, to assess the results of the Department's efforts to meet the statutory objectives of Section 3, to prepare reports to Congress, and by recipients as a self-monitoring tool. The data is entered into a data base and will be analyzed and distributed. The collection of information involves recipients receiving Federal financial assistance for housing and community development programs covered by Section 3. The information will be collected annually to assist HUD in meeting its reporting requirements under Section 808(e)(6) of the Fair Housing Act and Section 916 of the HCDA of 1992. An assurance of confidentiality is not applicable to this form. The Privacy Act of 1974 and OMB Circular A-108 are not applicable. The reporting requirements do not contain sensitive questions. Data is cumulative; personal identifying information is not included.

Section 3 Summary Report

Economic Opportunities for
Low and Very Low-Income Persons

**U.S. Department of Housing
and Urban Development**
Office of Fair Housing
and Equal Opportunity

OMB Approval No.2529-0043
(exp. 8/17/2015)

HUD Field Office : DALLAS/FT. WORTH, TX

See Public Reporting Burden Statement below

1. Recipient Name:

City of Dallas

Recipient Address: (street, city, state, zip)

1500 Marilla St., Room 4FS
Dallas , Texas 75201

2. Agency ID:

TXH12F001

3. Total Amount of Award: \$ 4,060,375
Amount of All Contracts Awarded: \$ 3,666,530

4. Contact Person:

Chan Williams

5. Phone: 214-670-5544
Fax: 214-671-0741
E-Mail: chan.williams@dallascityhal.com

6. Reporting Period: Quarter 4 of Fiscal Year 2012

7. Date Report Submitted:

12/16/2013

8. Program Code-Name:

9-Other CD Programs

Program Codes:

1 = Flexible Subsidy

2 = Section 202/811

3A = Public/Indian Housing Development

3B = Public/Indian Housing Operation

3C = Public/Indian Housing Modernization

4 = Homeless Assistance

5 = HOME Assistance

6 = HOME-State Administered

7 = CDBG-Entitlement

8 = CDBG-State Administered

9 = Other CD Programs

10= Other Housing Programs

Part I. Employment and Training (Columns B, C, and F are mandatory fields.)					
A Job Category	B Number of New Hires	C Number of New Hires that are Sec.3 Residents	D % of Section 3 New Hires	E % of Total Staff Hours for Section 3 Employees	F Number of Section 3 Trainees
Professionals	0	0	0.00 %	0.00 %	0
Technicians	0	0	0.00 %	0.00 %	0
Office/Clerical	0	0	0.00 %	0.00 %	0
Officials/Managers	0	0	0.00 %	0.00 %	0
Sales	0	0	0.00 %	0.00 %	0
Craft Workers (skilled)	0	0	0.00 %	0.00 %	0
Operatives (semiskilled)	0	0	0.00 %	0.00 %	0
Laborers (unskilled)	0	0	0.00 %	0.00 %	0
Service Workers	0	0	0.00 %	0.00 %	0
Other (List)	0	0	0.00 %	0.00 %	0
Total	0	0			0

Part II. Contracts Awarded

1. Construction Contracts:

A. Total dollar amount of all construction contracts awarded on the project	\$ 150,000
B. Total dollar amount of construction contracts awarded to Section 3 businesses	\$ 0
C. Percentage of the total dollar amount that was awarded to Section 3 businesses	0.00 %
D. Total number of Section 3 businesses receiving construction contracts	0

2. Non-Construction Contracts:

A. Total dollar amount of all non-construction contracts awarded on the project	\$ 3,516,530
B. Total dollar amount of non-construction contracts awarded to Section 3 businesses	\$ 0
C. Percentage of the total dollar amount that was awarded to Section 3 businesses	0.00 %
D. Total number of Section 3 businesses receiving non-construction contracts	0

Part III. Summary of Efforts

Indicate the efforts made to direct the employment and other economic opportunities generated by HUD financial assistance for housing and community development programs, to the greatest extent feasible, toward low- and very low-income persons, particularly those who are recipients of government assistance for housing. (Select **yes** to all that apply)

Yes Recruited low-income residents through: local advertising media, signs prominently displayed at the project site, contacts with community organizations and public or private agencies operating within the metropolitan area (or nonmetropolitan county) in which the Section 3 covered program or project is located, or similar methods.

Yes Participated in a HUD program or other program which promotes the training or employment of Section 3 residents.

Yes Participated in a HUD program or other program which promotes the award of contracts to business concerns which meet the definition of Section 3 business concerns.

No Coordinated with Youthbuild Programs and administered in the metropolitan area in which the Section 3 covered project is located.

No Other; describe below.

Public reporting burden for this collection of information is estimated to average 6 hours per response, including the time for reviewing instructions, searching existing data sources, gathering and maintaining the data needed, and completing and reviewing the collection of information. This agency may not collect this information, and you are not required to complete this form, unless it displays a currently valid OMB control number.

Section 3 of the Housing and Urban Development Act of 1968, as amended, 12 U.S.C. 1701u., mandates that the Department ensure that employment and other economic opportunities generated by its housing and community development assistance programs are directed toward low- and very low-income persons, particularly those who are recipients of government assistance for housing. The regulations are found at 24 CFR Part 135. The information will be used by the Department to monitor program recipients' compliance with Section 3, to assess the results of the Department's efforts to meet the statutory objectives of Section 3, to prepare reports to Congress, and by recipients as a self-monitoring tool. The data is entered into a data base and will be analyzed and distributed. The collection of information involves recipients receiving Federal financial assistance for housing and community development programs covered by Section 3. The information will be collected annually to assist HUD in meeting its reporting requirements under Section 808(e)(6) of the Fair Housing Act and Section 916 of the HCDA of 1992. An assurance of confidentiality is not applicable to this form. The Privacy Act of 1974 and OMB Circular A-108 are not applicable. The reporting requirements do not contain sensitive questions. Data is cumulative; personal identifying information is not included.

6. ECONOMIC DEVELOPMENT



ECONOMIC DEVELOPMENT

DESCRIPTION/ACCOMPLISHMENTS: The Office of Economic Development provided services to low to moderate income (LMI) persons through the Business Assistance Center (BAC) Program and Revolving Loan Fund Program.

The following are CDBG funded Economic Development activities for October 1, 2012 through September 30, 2013 program year:

- BAC Program: CDBG funded \$640,000
 - Approximately 2,732 business inquiries, 129 group technical assistance sessions (1,067 participants in group sessions), 873 individual technical assistance sessions, housed 17 incubator tenants, 1,090 unduplicated clients assisted and 83 new microenterprise businesses created by BAC clients.
- Revolving Loan Fund Program: – Estimated CDBG Program Income: \$600,000
 - Closed and funded 5 new loans, totaling \$280,000
 - Program Year 2012-13 Management Expenses \$ 272,479.49
 - Loan collection/follow-up represent a major percentage of the portfolio management
 - Ongoing management of existing portfolio of 28 loans totaling \$ 2,584,206
 - 38 jobs have been created and/or retained in Program Year 2012-13

BARRIERS:

Revolving Loan Fund Program - Lending institutions lag in lending to small businesses. Funding for developing businesses, expansions and capital for new business start-up is considered risky and the availability is limited. The ability to provide business loans to small and minority businesses to provide working capital and technical assistance to support business development is essential to revitalize Southern Dallas. Other factors that affect economic development include:

- The availability of funding to address social and infrastructure needs
- A perception of crime, poor education systems, and unfulfilling lifestyles
- Lack of small business lending by lending institutions
- Lack of educational attainment
- Shortage of access to goods and services such as grocery stores, hardware stores, etc.
- Low sense of community and advocacy

The number of funded loans continue to be limited due to lack of additional entitlement. Loan requests were made with participation of other loan funds and tend to be a small percent of the total loan request. Businesses are creating fewer jobs, the number of closings has increased and the number of business expansions has declined. The City and local chambers must collaborate to increase partnerships to increase economic development activities and cultivate trade opportunities intended to increase the tax base and create jobs mainly for LMI persons.

LEVERAGING EFFORTS: During FY 2012-13, the Revolving Loan Fund Program sub-recipient utilized CDBG funds for five (5) loans in the amount of \$280,000, leveraging an additional estimated \$2,470,000 which includes business loan dollars, increased procurement awards, sales and corporate/grant support from state and federal sources, local foundations, businesses, banks, and other organizations. Also, the Revolving Loan Fund Program had an estimated \$736,731 in program income for Program year 2012-13 which is reinvested in the program and is available for new loans and program administration.

OUTCOME MEASURES:

BAC Program:

- To foster economic development and capacity building to new or existing microenterprise businesses.
- To provide technical assistance to foster economic development for LMI persons who either own or are interested in starting micro-enterprises or non-LMI persons who establish a business in the City of Dallas that provides services to or job creation benefit to Dallas LMI persons.
- To provide comprehensive technical assistance including: business planning and management, marketing research and marketing plans, preparation and packaging loan applications, identifying small business financing options, financial/accounting systems, staffing issues, bonding/insurance information, bid preparation, provide some incubator space and other eligible activities.

Revolving Loan Fund Program:

- To provide financial assistance for business retention, expansion, and new start-up businesses via making capital available through loan programs to create and retain employment opportunities for LMI persons located in Dallas and to provide funding to new or expanding businesses.

BUSINESS ASSISTANCE CENTER (BAC) AND REVOLVING LOAN FUND PROGRAMS						
FIVE YEAR PROJECTIONS/ACCOMPLISHMENTS						
	GOAL	ACTUAL				
		2008-09	2009-10	2010-11	2011-12	2012-13
BAC Program - Individual Technical Assistance Sessions	500	483	566	714	789	873
Revolving Loan Fund Program Loans	50	6	5	3	3	5
Revolving Loan Fund Program Jobs to be created/retained	70	20	17	39	18	41

ADJUSTMENTS/IMPROVEMENTS:

The Business Assistance Centers provide technical assistance for microenterprise development and capacity building. The microenterprise represents another option to those that have a skill set, an entrepreneurial spirit and desire to become self-sufficient through self-employment, as well as, to those that may find themselves out of a job, have a skill set and wish to explore the possibility of creating a business as a means for self-employment.

Revolving Loan Fund Program: Increased funding for economic development projects is essential, and more cafeteria style small business loans to support commercial and retail developments which foster business development and job creation for LMI persons.

6h) PUBLIC BENEFIT WORKSHEET

Worksheet for Calculating Public Benefit

(Use for all activities eligible under 570.203 and certain public improvements which create jobs)

Name of Grantee: City of Dallas

Program Year: 2012-13

<u>Name of Project/Recipient - SDDC</u>	<u>HUD #</u>	<u>Closing Date</u>	<u>CDBG Amount Obligated</u>	<u>Actual/ Proposed jobs</u>	<u>=</u>	<u>Cost/Job</u>
Transportes Juventino Rosas	11563	11/5/2012	25,000	1.00		\$25,000.00
Furniture Design & Upholstry	11718	1/10/2013	35,000	1.00		\$35,000.00
Remarkable Healthcare of Dallas	11766	3/28/2013	75,000	3.00		\$25,000.00
Rina Investments, LLC (Little Caesar's #2)	11785	5/22/2013	25,000	1.00		\$25,000.00
Moblini Martini	11803	9/30/2013	120,000	4.00		\$30,000.00
SDDC Total			280,000	10.00		
Total SDDC			280,000	10.00		

Aggregate Public Benefit Calculation:
(Grantee may choose to exclude certain activities from this calculation.)

	<u>Activity Delivery Costs (SDDC)*</u>	<u>Total CDBG Program Costs</u>
Total amount of funds obligated + \$280,000	\$290,570.78	\$570,571
Total Proposed FTE Jobs	10.00	
Aggregate total cost/Job	\$57,057.08	
*Aggregate total cost/Job without SDDC program delivery costs	28,000.00	



7. REHABILITATION ACTIVITIES



**City of Dallas Housing /Community Services Department
Rehabilitation Activities Narrative
FY 2012-13 CAPER**

During FY 2012-13, 538 low-income homeowners and renters were approved for assistance through various programs administered by the City of Dallas, through its Housing/Community Services Department. A total of 510 low to moderate-income single family homeowners and 28 multifamily units were approved for home repair assistance. Of the 510 homeowners that were approved for assistance, work was completed for 505 and is underway/incomplete for 5. The activities for low-income homeowners and renters consist of the following:

Single Family Homeowners

A total of 510 single family homeowner units were approved for assistance. Of the 510 approved, 505 were completed and 5 are underway.

CDBG Funding

- ❖ Completed 489 projects with CDBG funds, expenditures totaled \$2,387,837.63 to include:
 - 27 through the Mortgage Assistance Program (MAP) [Table 3A – MAP- DH-1 shows 64 total] which includes 27 of the 64 that received repair assistance, in addition to mortgage assistance
 - 159 through the Major System Repair Program (including 14 NIP Major Home Repairs and 3 South Dallas Fair Park NIPs).
 - 1 project partially assisted through Reconstruction/SHARE.
 - 302 through the efforts of the People Helping People volunteer and associated program organizations.

No projects are underway or incomplete with the use of CDBG funds through the Reconstruction/SHARE Program.

HOME Funding

- ❖ Completed 16 projects entirely with HOME funds and partially assisted 1 other project through the Reconstruction/SHARE Program. Expenditures totaled \$1,690,690.
- ❖ Currently 5 projects are underway/incomplete with the use of HOME funds through the Reconstruction/SHARE Program.

**City of Dallas Housing /Community Services Department
Rehabilitation Activities Narrative
FY 2012-13 CAPER**

Multifamily Rentals

HOME Funding

At Heroes House, 28 units were committed for assistance in FY 2012-13. However, none of the 28 units were completed during the year. The expenditures were all HOME funds and totaled \$400,000.

Program Summary

- ❖ *People Helping People Program* completed 302 [Table 3A PHP-DH-3] projects; 168 of the 302 projects had products/materials funded by CDBG expenditures totaling \$230,423.75. The remaining 134 projects had products/materials such as heaters, pest control service, and glass service that were donated.
- ❖ *Reconstruction/SHARE Program* assisted 17 homeowners [Table 3A – DH-3] in receiving a replacement house. Of these 17 houses, 16 replacement houses were funded with HOME funds (\$1,595,400), and 1 was funded with both CDBG funds (\$7,710) and HOME funds (\$95,290). Expenditures totaled \$1,698,400 for the 17 homes replaced.

Reconstruction on 5 replacement houses is underway and all are being funded with HOME funds.
- ❖ *Major System Repair Program* completed 106 projects [Table 3A – MSRP DH-2]. Expenditures totaled \$1,380,392. There are 40 projects underway, all funded with CDBG funds.
- ❖ *Mortgage Assistance Program* completed 50 repair assistances, in addition to mortgage assistance. [Table 3A-DH-1 lists 192 total]. Expenditures for repair assistances totaled \$65,941.98.

Total funds expended during FY 2012-13 for all Rehab programs, \$4,993,528

- ❖ Community Development Block Grant, \$2,387,838
- ❖ Other Public Funds, \$2,605,690
- ❖ Private Funds, \$0

**REHABILITATION ACTIVITIES
FY 2012-13 CAPER BASED ON FINAL REPORT**

CITY OF DALLAS

Grant Number: B 12 MC 48 0009 & M 12 MC 48 0203

	Single Family	Multi- Family
2. Staffing: Number of Staff Years (FTE staff yrs. To tenths)	30	2
3. Current Program Year Expenditures	1,793,825	105,315
Activity delivery costs from CDBG funds		
a. Staff Costs: Amount Expended in 2	1,704,717	105,315
b. Other direct costs (not included in 4.	89,108	0
4. Current Program Year Expenditures for all projects (a+b+c below)	4,593,528	400,000
a. CDBG Funds Expended	2,387,838	0
b. Other public (Federal, State, Local) expended	2,205,690	400,000
5. Project/Units Rehabilitated/Committed		
a. Number of projects committed (Multi-family only)		1
b. Number of units committed	510	28
6. Obligations : Amount obligated for projects/units committed in 5a and 5b	4,593,528	8,000,000
a. CDBG funds committed	2,387,838	7600000
b. Other public funds obligated	2,205,690	400,000
c. Private funds obligated	0	0
7. Projects/units rehabilitated/completed		
a. Number of projects completed (Multi-family only)		0
b. Number of units completed	505	0
8. Cumulative Expenditures:	4,593,528	400,000
a. CDBG funds expended	2,387,838	0
b. Other public funds expended	2,205,690	400,000
c. Private Funds expended	0	0

Updated: 1/10/14

CITY OF DALLAS HOUSING / COMMUNITY SERVICES DEPARTMENT

PEOPLE HELPING PEOPLE

FY 2012-13 LIST OF CDBG ASSISTED PROPERTIES

October 1, 2012 - September 30, 2013

	IDIS #	Homeowner	Address	CDBG Funds Expended	# CDBG Funded Materials	# Private Funded Materials
1	11606	Ms. Carrie Mayes	3618 Hamilton Ave.	\$ -		1
2	11606	Ms. Emma Bell	1114 Glen Park Dr.	\$ -		1
3	11606	Ms. Mary Jones	1207 Morrell Ave.	\$ -		1
4	11606	Ms. Carrin Owens	1263 Whitaker Ave.	\$ 2,038.99	1	
5	11606	Ms. Murlene Turner	1520 Cape Cod Dr.	\$ -		1
6	11606	Ms. Billie Baker	1543 N. Atoll Dr.	\$ 245.00	1	
7	11606	Ms. Flora Tucher	1619 Caravan Trl.	\$ 721.59	1	
8	11231	Ms. Glory King	1628 Trade Winds Dr.	\$ 300.00	1	
9	11606	Ms. Betty Williams	1907 Michigan Ave.	\$ 1,255.53	1	
10	11606	Mr. Roosevelt Jackson	3077 Sunnyvale St.	\$ -		1
11	11606	Ms. Gladys Miller	3111 Fernwood Ave.	\$ -		1
12	11606	Ms. Katherine Tinner	3322 Kellogg Ave.	\$ 1,039.13	1	
13	11606	Ms. Corine Hines	3435 Frosty Trl.	\$ -		1
14	11606	Ms. Ella-Mae Johnson	4608 Malden Ln.	\$ -		1
15	11606	Ms. Gloria Woodard	6276 Denham St.	\$ -		1
16	11606	Ms. Willie Mae Brown	628 Penguin Dr.	\$ -		1
17	11606	Ms. Sallie Burns	638 Cedarcliff Dr.	\$ -		1
18	11606	Ms. Le Rosaland Edwards	10127 Hymie Circle	\$ -		1
19	11606	Ms. Larry Villerreal	1100 S. Brighton Ave.	\$ 631.05	1	
20	11606	Ms. Lurlean Hill	11003 Forester Dr.	\$ -		1
21	11606	Ms. Haiat Weaver	1366 S. Marlborough Ave	\$ -		1
22	11606	Mr. Leroy Cooper	1447 Adelaide Dr.	\$ -		1
23	11606	Ms. Mary Y. Jordan	1563 E. Missouri Ave.	\$ 1,120.09	1	
24	11606	Ms. Carolyn Paulk	1610 Moutain Lake Rd.	\$ -		1
25	11606	Ms. Martha Motyka	1611 East Shore Dr.	\$ -		1
26	11606	Ms. Marilyn Rose	1624 Oak Glen Trail	\$ -		1
27	11606	Ms. Shirley Tidwell	1919 Morrell Ave.	\$ -		1
28	11606	Ms. Alean Davis	2028 E. Illinois Ave.	\$ -		1
29	11606	Ms. Oleaner French	223 Mitscher Dr.	\$ -		1
30	11606	Mr. Julius McFarland	2422 S. Ewing Ave.	\$ 1,342.74	1	
31	11606	Ms. Tessie Howard-Keeton	2631 Morgan Dr.	\$ -		1
32	11606	Ms. Brenda Justice	2718 Lawrence St.	\$ -		1
33	11606	Mr. Domingo Diaz	2723 Lolita Dr.	\$ -		1
34	11606	Mr. James Polk	2823 Marburg St.	\$ -		1
35	11606	Ms. Ineta Lewis	2976 50th St.	\$ -		1
36	11606	Ms. Katie Rice	3029 Chihuahua St.	\$ -		1
37	11606	Ms. Fannola Cook	3035 Marjorie Ave.	\$ -		1
38	11606	Ms. Janice Johnson	3202 Alaska Ave.	\$ -		1
39	11606	Ms. Rose Morrison	3217 Biglow Dr.	\$ -		1
40	11606	Ms. Geneva Romas	3342 Glenhaven Blvd	\$ 1,252.79	1	

CITY OF DALLAS HOUSING / COMMUNITY SERVICES DEPARTMENT

PEOPLE HELPING PEOPLE

FY 2012-13 LIST OF CDBG ASSISTED PROPERTIES

October 1, 2012 - September 30, 2013

	IDIS #	Homeowner	Address	CDBG Funds Expended	# CDBG Funded Materials	# Private Funded Materials
41	11606	Ms. Nelta Faye Jones	3506 Utah Ave.	\$ -		1
42	11606	Ms. Dorothy McCoy	3507 Wilhurt Dr.	\$ -		1
43	11606	Ms. Cynthia Williams	3741 Black Oak	\$ -		1
44	11606	Ms. Raiford McKintosh	4038 Mt. Royal St.	\$ -		1
45	11606	Ms. Gloria Humphrey	4146 Tioga St.	\$ 1,035.74	1	
46	11606	Ms. Antoinetta Wiley	4327 Marshall St.	\$ -		1
47	11606	Ms. Verbie Larry	456 Glencairn Dr.	\$ 415.53	1	
48	11606	Mr. Jimmy Otto Genzel	4681 Timber Wood Dr.	\$ -		1
49	11606	Ms. Ida Eggins	4850 Elena St.	\$ -		1
50	11606	Ms. Eldridge Sterling	4856 Haas Dr.	\$ -		1
51	11606	Ms. Abertha S. Herrod	5151 Lauderdale Dr.	\$ 856.28	1	
52	11606	Ms. Eddie Faye Pigg	5344 Grovewood St.	\$ -		1
53	11606	Ms. Doloroes Parks	5940 Roseville Dr.	\$ 505.76	1	
54	11606	Ms. Elizabeth Sharyer	6003 Parkdale Dr.	\$ -		1
55	11606	Ms. Sybilene Harrison	645 Wildrose Dr.	\$ -		1
56	11606	Ms. Bobbie Rockmore	6531 Strawberry Trl	\$ -		1
57	11606	Ms. Vivian Hall	7310 Larchway Dr.	\$ -		1
58	11606	Ms. Erma J. Smith	7707 Leigh Ann Dr.	\$ -		1
59	11606	Ms. Bessie Davis	7806 Roper St.	\$ 994.61	1	
60	11606	Ms. Margaret Braden	9543 Musgrave Dr.	\$ -		1
61	11606	Ms. Carolyn Smith	9918 Dresden Dr.	\$ 642.21	1	
62	11606	Ms. Susan Biggerstaff	6041 Lovett Ave.	\$ -		1
63	11606	Ms. Shirley Sneed	3256 Kristen Dr.	\$ 1,136.94	1	
64	11606	Ms. Bobbie Henry	1527 Life Ave.	\$ 1,151.00	1	
65	11606	Mr. Floyd Thomas	1846 Life Ave.	\$ 1,623.38	1	
66	11606	Ms. Minnie Arthur	1906 Life Ave.	\$ 2,253.19	1	
67	11606	Mr. Agapito Chavez	2818 Guymon St.	\$ 3,061.74	1	
68	11606	Mr. Guadalupe Rangel	3214 Herbert St.	\$ 1,924.80	1	
69	11606	Mr. Felix Lozado	3228 Bataan St.	\$ 1,353.45	1	
70	11606	Ms. Sarah Reed	538 Hoke Smith Dr.	\$ 1,577.67	1	
71	11606	Ms. Shirley Curlee	1321 Aldenwood Dr.	\$ 763.04	1	
72	11606	Ms. Annie Henderson	3970 Avocado Dr.	\$ 1,236.98	1	
73	10606	Ms. Helen Britt	5330 Mystic Trl.	\$ 1,036.05	1	
74	11606	Ms. Ruby Thompson	11906 Willowdell Dr.	\$ 1,868.00	1	
75	11606	Mr. Roberto Martinez	5222 Beeman Ave.	\$ 1,222.89	1	
76	11606	Ms. Minzola Johnson	4265 Tioga St.	\$ 395.00	1	
77	11606	Ms. Ruby Daniels	310 Woodlark Trl.	\$ 1,267.43	1	
78	11606	Ms. Garciela Bailey	2726 Emmett St.	\$ 466.45	1	
79	10960	Ms. Floydia Lewis	2072 Garapan Dr.	\$ 1,600.00	1	
80	10960	Ms. Valentina Billups	720 Annarose Dr.	\$ 4,769.00	1	

CITY OF DALLAS HOUSING / COMMUNITY SERVICES DEPARTMENT

PEOPLE HELPING PEOPLE

FY 2012-13 LIST OF CDBG ASSISTED PROPERTIES

October 1, 2012 - September 30, 2013

	IDIS #	Homeowner	Address	CDBG Funds Expended	# CDBG Funded Materials	# Private Funded Materials
81	10960	Mr. Ricardo Garcia	4028 Vanette Ln.	\$ 500.00	1	
82	10960	Ms. JoAnn Wilson	3224 Arizona Ave.	\$ 5,000.00	1	
83	10960	Ms. Geraldine Shackelford	4419 Wahoo St.	\$ 5,000.00	1	
84	10960	Ms. Karen Sanders	3528 Meyers St.	\$ 500.00	1	
85	10960	Ms. Gloria Williams	324 Satinwood Dr.	\$ 4,200.00	1	
86	10960	Ms. Myrle J Oliver	3211 Alabama Ave.	\$ 3,802.00	1	
87	10960	Mr. William Green	4423 Idaho Ave.	\$ 600.00	1	
88	10960	Ms. Pearlie Bryant	1547 Montague Ave.	\$ 2,970.00	1	
89	11606	Mr. Edgar Prudhomme	1023 Pindar Ave.	\$ -		1
90	11606	Ms. Murrah Johnson	1832 Toronto St.	\$ -		1
91	11606	Ms. Joyce Barnes-Lukonge	2013 Lucille St.	\$ -		1
92	11606	Ms. Gertrude Williams	2818 Dathe St.	\$ -		1
93	11606	Ms. Shirley Wilson	2841 Hedgerow Dr.	\$ -		1
94	11606	Ms. Everline Ayers	3014 Pennsylvania Ave.	\$ -		1
95	11606	Ms. Elvira DeLeon	3023 Chihuahua St.	\$ 1,081.72	1	
96	11606	Ms. Linda Jackson	3202 Reynolds Ave.	\$ 200.00	1	
97	11606	Ms. Katherine Burks	3412 Maryland Ave.	\$ -		1
98	11606	Mr. Juan Lopez	3923 Peoria St.	\$ 1,769.78	1	
99	11606	Ms. Annie Haggerty	4004 Copeland St.	\$ -		1
100	11606	Mr. Hubert Smith	7211 Elam Rd.	\$ 270.00	1	
101	11606	Ms. Ramona Gaona	7214 Lovett Ave.	\$ -		1
102	11606	Ms. Natalie Kershaw	8922 Santa Clara	\$ -		1
103	11606	Ms. Anna Manoy	527 Highfall Dr.	\$ -		1
104	10960	Ms. Gladys Williams	2305 E. Pentagon Pkwy	\$ 4,795.00	1	
105	10960	Ms. Joann Scruggs	353 Kirnwood Ct.	\$ 144.50	1	
106	10960	Ms. Beverly West	4205 Firewood Dr.	\$ 425.00	1	
107	10960	Mr. Roberto Martinez	702 Ella Ave.	\$ 550.00	1	
108	11606	Ms. Mae Bell Thomas	1208 Adelaide Dr.	\$ -		1
109	11606	Mr. Encarnacion Gonzales	1208 W. Saner ave.	\$ -		1
110	11606	Ms. Alta Kyles	1255 E. Pentagon Pkwy	\$ -		1
111	11606	Mr. Cal Mc Cowin	1602 Hortense Ave.	\$ 874.46	1	
112	11606	Ms. Arthenia Simpson	1919 Canelo Dr.	\$ 930.00	1	
113	11606	Mr. David Villareal	221 W. Clarendon Dr.	\$ 1,787.62	1	
114	11606	Ms. Ruth Field	2344 Appleton Dr.	\$ -		1
115	11606	Ms. Ophelia Kirklin	2423 W. Brooklyn Ave.	\$ -		1
116	11606	Ms. Iretha Henry	2702 Kilburn Ave.	\$ -		1
117	11606	Mr. James Taylor	2810 Wilhurt Ave.	\$ -		1
118	11606	Mr. Antonio Nunez	332 Melba St.	\$ 1,365.50	1	
119	11606	Mr. Lonnie Shepard	3432 Frosty Trl	\$ 626.82	1	
120	11606	Mr. Jerry Smith	3549 Frosty Trl	\$ 1,303.07	1	

CITY OF DALLAS HOUSING / COMMUNITY SERVICES DEPARTMENT

PEOPLE HELPING PEOPLE

FY 2012-13 LIST OF CDBG ASSISTED PROPERTIES

October 1, 2012 - September 30, 2013

	IDIS #	Homeowner	Address	CDBG Funds Expended	# CDBG Funded Materials	# Private Funded Materials
121	11606	Ms. Norma J Johnson	3614 Kenilworth St.	\$ -		1
122	11606	Ms. Virginia Morgan	3619 Bertrand Ave.	\$ 1,542.76	1	
123	11606	Ms. Nettie Langley	3711 McLarty Ln.	\$ -		1
124	11606	Ms. Ethel Davis	441 Goldwood Dr.	\$ -		1
125	11606	Ms. Patricia Watson	4836 Haas Dr.	\$ -		1
126	11606	Ms. Erma Shallow	5164 Patonia Ave.	\$ -		1
127	11606	Ms. Jean Davis	702 Mentor Ave.	\$ -		1
128	11606	Ms. Kathleen Davis	745 Emberwood Dr.	\$ 1,031.01	1	
129	11606	Mr. William Armstrong	5839 Beau Purple Dr.	\$ 771.36	1	
130	11606	Ms. Mary C Vela	5847 Beau Purple Dr.	\$ 669.24	1	
131	11606	Mr. Martin Davila	619 Blue Grass Dr.	\$ 747.18	1	
132	11606	Ms. Iva Ware	3721 Aransas St.	\$ 1,257.71	1	
133	11606	Ms. Daisy Askew	4014 Vanette Ln.	\$ 771.26	1	
134	11606	Mr. R.B. Oliver	4715 Frank St.	\$ -		1
135	11606	Ms. Ima Jean Edwards	3015 Utah Ave.	\$ 292.84	1	
136	11606	Ms. Dorothy Harrison	2834 Twyman	\$ -		1
137	11606	Ms. Lucille Bradford	1623 Ave D.	\$ -		1
138	11606	Ms. Josephine Hurndon	311 W. Corning Ave.	\$ 2,640.94	1	
139	11606	Ms. Cynthia Coleman	2827 Exeter Ave.	\$ 1,064.25	1	
140	11606	Ms. Dillie Hicks	3122 Kinmore	\$ -		1
141	11606	Ms. Maxine Jackson	6940 Trailcrest	\$ 400.00	1	
142	11606	Ms. Pearlle Patterson	1815 McBroom	\$ -		1
143	11606	Ms. Alice Johnson	4212 Canal	\$ -		1
144	11606	Ms. Mildred Jones	2159 Marfa Ave.	\$ -		1
145	11606	Mr. W. J. Crawford	2707 Palo Alto	\$ -		1
146	11606	Ms. Alivia Garrett	6623 Braddock	\$ -		1
147	11606	Mr. Jesse Terrell	1327 Fernwood	\$ -		1
148	11606	Ms. Sandra Brooks	8446 Greenmound	\$ -		1
149	11606	Ms. Aquanetta Fields	8334 Ellery	\$ -		1
150	11606	Ms. Gloria Dominique	1449 Quartet	\$ -		1
151	11606	Ms. Maria Mendoza	3403 Maybeth St.	\$ 419.03	1	
152	11606	Ms. Espperanza Gamez	627 Delaware Ave.	\$ 1,062.41	1	
153	11606	Ms. Rafaela Pena	610 Delaware Ave.	\$ 894.35	1	
154	11606	Ms. Riley Kelton	521 S. Willomet Ave.	\$ 2,005.29	1	
155	11606	Ms. Jacqueline Fain	10030 Pebble Valley Ln.	\$ 867.96	1	
156	11606	Ms. Deneice Howeth	8414 Jennie Lee Ln.	\$ 973.45	1	
157	11606	Ms. Sandra Kaspohl	320 Campus Dr.	\$ 523.00	1	
158	11606	Ms. Carolyn Wiggins	9714 Mill Valley Ln.	\$ 543.10	1	
159	11606	Ms. Christa Grant	3717 Guaranty St.	\$ 1,177.43	1	
160	11606	Ms. Lula Green	4211 York St.	\$ 707.84	1	

CITY OF DALLAS HOUSING / COMMUNITY SERVICES DEPARTMENT

PEOPLE HELPING PEOPLE

FY 2012-13 LIST OF CDBG ASSISTED PROPERTIES

October 1, 2012 - September 30, 2013

	IDIS #	Homeowner	Address	CDBG Funds Expended	# CDBG Funded Materials	# Private Funded Materials
161	11606	Ms. Emma Jones	3619 Vilbig Rd.	\$ 1,190.80	1	
162	11606	Mr. Lester Wade	7631 Culcourt St.	\$ 775.11	1	
163	11606	Mr. Ricardo Espinoza	2646 Wilton Ave.	\$ 1,125.04	1	
164	11606	Mr. Ruben Marquez	701 S. Marlborough Ave.	\$ 1,478.83	1	
165	11606	Ms. Imogene Hogg	611 High St.	\$ -		1
166	11606	Mr. Jack Williams, Jr.	2159 Arden Rd.	\$ -		1
167	11606	Ms. Lether Oliphant	3050 Arizona Ave.	\$ 2,127.39	1	
168	11606	Ms. Annie Phillips	814 Cleardale Dr.	\$ 339.40	1	
169	11606	Ms. Linda Watson	7511 Robin Rd.	\$ 656.03	1	
170	11606	Ms. Mary Jones	7440 Arborcrest Dr.	\$ 585.98	1	
171	11606	Ms. Johnnie Davis	7511 Ryanridge Dr.	\$ 655.53	1	
172	11606	Ms. Josephine Rivera	2406 Wycliff Ave.	\$ 1,407.83	1	
173	11606	Ms. Johnnie Davis	119 Appian Way	\$ -		1
174	11606	Ms. Lilian Williams	620 Cedarcliff Dr.	\$ -		1
175	11606	Ms. Odessa Bowie	1826 Chattanooga Place	\$ -		1
176	11606	Ms. Lurlene Pierce	6310 Silvery Moon Dr.	\$ -		1
177	11231	Ms. Frances Grounds	3311 Royal Ln.	\$ 3,163.66	1	
178	11606	Ms. Bobbie Reynolds	7132 Rosemont Rd.	\$ 996.38	1	
179	11606	Ms. Dorothy Cole	444 Bolero Ave.	\$ 907.73	1	
180	11606	Mr. Kenneth Gipson	3304 Darby Dr.	\$ 1,359.63	1	
181	11606	Ms. Brenda Williams	6210 Godfrey Ave.	\$ 645.86	1	
182	11606	Ms. Norameree Harris	6359 Godfrey Ave.	\$ 843.12	1	
183	11606	Ms. Brenda White	755 Goldwood Dr.	\$ 546.91	1	
184	11606	Ms. Patsy Lewis	750 Goldwood Dr.	\$ 924.30	1	
185	11606	Ms. Dorothy Adkinson	540 Goldwood Dr.	\$ 716.14	1	
186	11606	Ms. Mercy Peace	531 Goldwood Dr.	\$ 891.17	1	
187	11606	Mr. Willie Davis	711 Havenwood Dr.	\$ 952.34	1	
188	11606	Mr. Arthur Armstrong	7821 Overridge Dr.	\$ 697.05	1	
189	11606	Ms. Gloria White	2126 Arden Rd.	\$ 1,155.89	1	
190	11606	Ms. Avis Smith	2520 Talco Dr.	\$ 1,184.34	1	
191	11606	Ms. Naomi Spivey	4841 Sedalia St.	\$ 1,186.24	1	
192	11606	Ms. Yolanda Burney	4262 Tioga St.	\$ 592.47	1	
193	11231	Ms. Angela Pearson	10017 Pebble Valley Ln.	\$ 4,050.00	1	
194	11231	Ms. Rosie Davis	2224 Deer Path Dr.	\$ 1,025.00	1	
195	11606	Ms. Ginger Thrash	4207 Sun Valley Dr.	\$ 913.55	1	
196	11606	Mr. Joe Stevens	2428 Winthrop Dr.	\$ 1,691.47	1	
197	11606	Mr. Jerry Tidwell	2506 Merlin St.	\$ 1,795.77	1	
198	11606	Mr. Rashid Abdullah	3443 Roberts Ave.	\$ 1,236.21	1	
199	11606	Ms. Alberta Smith	4008 Hamilton Ave.	\$ 1,849.35	1	
200	11606	Ms. Bertha Gary	4502 Roberts Ave.	\$ 1,878.59	1	

CITY OF DALLAS HOUSING / COMMUNITY SERVICES DEPARTMENT

PEOPLE HELPING PEOPLE

FY 2012-13 LIST OF CDBG ASSISTED PROPERTIES

October 1, 2012 - September 30, 2013

	IDIS #	Homeowner	Address	CDBG Funds Expended	# CDBG Funded Materials	# Private Funded Materials
201	11606	Ms. Mary Brashear	4618 Roberts Ave.	\$ 1,322.53	1	
202	11606	Mr. Durel Thompson	705 Clearwood Dr.	\$ 1,038.81	1	
203	11606	Ms. Lula Ransom	1442 Bonnie View Rd.	\$ 245.00	1	
204	11606	Ms. Rose Broadnax	1512 Harbor Rd.	\$ 245.00	1	
205	11606	Ms. Barbara Harmon	1735 Ramsey Ave.	\$ 1,185.77	1	
206	11606	Ms. Catrina Thompson	2748 Mojave Dr.	\$ 1,432.92	1	
207	11231	Ms. Catarina Villarreal	3127 Brandon St.	\$ 2,950.50	1	
208	11231	Ms. Diann Anderson	2826 Edd Rd.	\$ 765.00	1	
209	11231	Ms. Amelia Rios	9808 Bruton Rd.	\$ 1,140.00	1	
210	11606	Ms. Deloris Darton	11921 Hoblitzelle Dr.	\$ 325.00	1	
211	11606	Ms. Peggy Winded	6304 Cinnamon Oaks	\$ 767.91	1	
212	11606	Ms. Betty Needum	6420 Leaning Oaks	\$ 1,096.12	1	
213	11606	Mr. James Bible	6534 Gentle River	\$ 787.05	1	
214	11606	Ms. Ruth Gibson	1503 Owega Ave.	\$ 840.00	1	
215	11231	Ms. Peggy Mitchell	2624 Fowler St.	\$ 2,755.30	1	
216	11231	Ms. Margaret Adams	1818 Swansee Dr.	\$ 1,890.00	1	
217	11231	Mr. Edward Jackson	1316 Fordham Rd.	\$ 3,025.00	1	
218	11606	Ms. Oda Dightman	3507 Utah Ave.	\$ -		1
219	11606	Mr. Earl Emanuel	3631 Loganwood Dr.	\$ -		1
220	11606	Ms. Pella Graves	407 Krueger St.	\$ -		1
221	11606	Ms. Bobbie Vantreese	7314 Casa Loma Ave.	\$ 1,323.61	1	
222	11606	Mr. Louis Camper	7723 Huttig Ave.	\$ 5,000.00	1	
223	11231	Ms. Sophia Haggins	5606 Rocky Ridge Rd.	\$ 5,000.00	1	
224	11231	Ms. Elma Jackson	8011 Kiska St.	\$ 2,430.00	1	
225	11231	Ms. Geraldine Newhouse	1840 Brook Terrace Trl	\$ 4,789.00	1	
226	11231	Ms. Addie Johnson	3235 Seevers Ave.	\$ 2,411.00	1	
227	11231	Ms. Helen Lusk-Brown	7329 Brierfield Dr.	\$ 3,120.50	1	
228	11606	Ms. Lillie Williams	12417 Oberlin Dr.	\$ -		1
229	11606	Ms. Mariana Torres	9531 Brewster St.	\$ -		1
230	11606	Mr. Wilton Chance	3705 Wendelkin St.	\$ -		1
231	11606	Mr. Vincent Jimenez	223 W. Elmore Ave.	\$ 1,563.64	1	
232	11606	Ms. Pauline Smith	2831 Peary Ave.	\$ -		1
233	11606	Ms. Barbara Hutchinson	9716 Kerrville St.	\$ 2,755.30	1	
234	11606	Ms. Jo Faye Day	7304 Wilcox Dr.	\$ 700.48	1	
235	11606	Mr. Henry Hudson	6534 Starling Circle	\$ -		1
236	11606	Mr. Joseph Uwagbai	10822 Hayfield Dr.	\$ -		1
237	11606	Ms. Clara Cole	7419 Caillet St.	\$ -		1
238	11606	Ms. Janie Watson	1842 Chattanooga Pl.	\$ -		1
239	11606	Mr. Dost Aryan	6406 Sondra Dr.	\$ -		1
240	11606	Ms. Helen McCollough	2512 Millmar Dr.	\$ -		1

CITY OF DALLAS HOUSING / COMMUNITY SERVICES DEPARTMENT

PEOPLE HELPING PEOPLE

FY 2012-13 LIST OF CDBG ASSISTED PROPERTIES

October 1, 2012 - September 30, 2013

	IDIS #	Homeowner	Address	CDBG Funds Expended	# CDBG Funded Materials	# Private Funded Materials
241	11606	Ms. Mari Walker	2905 Lagow St.	\$ -		1
242	11606	Ms. Ruth Hillary	4310 Jamaica St.	\$ -		1
243	11606	Ms. Irene Middleton	3615 Ruskin St.	\$ -		1
244	11606	Ms. Jo Wilson	2249 Dathe St.	\$ -		1
245	11606	Ms. Willie Lee	8503 BaumgartenDr.	\$ -		1
246	11606	Ms. Freddie Huggins	5008 Hollow Ridge Rd.	\$ -		1
247	11606	Mr. Joseph Duron	1643 Hansboro Ave.	\$ -		1
248	11606	Ms. Margaret Moreno	1919 Glenfield Ave.	\$ -		1
249	11606	Ms. Ebalba Olvera	407 Bradley St.	\$ -		1
250	11606	Ms. Louise Fucuals	2931 S. Denley Dr.	\$ -		1
251	11606	Ms. Erma Ceasar	410 DuBois Ave.	\$ -		1
252	11606	Ms. Ana Hollon	3026 Utah Ave.	\$ -		1
253	11606	Ms. Trulie Smith	1719 E. Overton Rd.	\$ -		1
254	11606	Ms. Lillie Warren	2518 Fordham Rd.	\$ -		1
255	11606	Ms. Betty Wrighting	2602 Macon St.	\$ -		1
256	11606	Ms. Jerry Mangrum	2818 Wilhurt Ave.	\$ -		1
257	11606	Ms. Carol Compton	7420 Gayglen Dr.	\$ -		1
258	11606	Mr. Richard Sallie	1515 Algonquin Dr.	\$ -		1
259	11606	Ms. Evelyn Robinson	3911 Crepe Myrtle Ln.	\$ -		1
260	11606	Ms. Nelda Bolden	1817 Dolores Way	\$ -		1
261	11606	Ms. Juanita Benson	5726 Glen Forest Ln.	\$ -		1
262	11606	Ms. Hattie Davis	943 Deerwood Dr.	\$ -		1
263	11606	Ms. Alfretta Mathis	3414 Michigan Ave.	\$ -		1
264	11606	Ms. Ruby Morgan	1363 Neptune Rd.	\$ -		1
265	11606	Ms. Ernestine Williams	1743 Atlas Dr.	\$ -		1
266	11606	Ms. Gertrude Graham	2353 Blue Creek Dr.	\$ -		1
267	11606	Ms. Mary Pleasant	5119 Cardiff St.	\$ -		1
268	11606	Ms. Dorothy Miles	4223 Clark College Dr.	\$ -		1
269	11606	Ms. Joy Elliott	6534 Tioga Ct.	\$ -		1
270	11606	Ms. Bobbie Lozey	1322 Dowdy Ferry Rd.	\$ -		1
271	11606	Mr. Felix Johnson	10035 Everton Place	\$ -		1
272	11606	Ms. Katherine Taylor	1403 Kingsley Dr.	\$ 625.23	1	
273	11606	Ms. Birdie Willis	3892 Happy Canyon Dr.	\$ 1,093.02	1	
274	11606	Ms. Jennifer Peterson	4160 Clark College Dr.	\$ 516.93	1	
275	11606	Ms. Irene Taylor	3508 Frosty Trail	\$ 482.59	1	
276	11606	Ms. Ruthie Richardson	2319 S. Ewing Ave.	\$ 848.52	1	
277	11606	Ms. Joyce Hearn	2803 Fernwood Ave.	\$ 1,075.54	1	
278	11606	Ms. Elnora Thompson	3219 Nebraska Ave.	\$ 1,657.87	1	
279	11606	Ms. Catherine King	1600 Presidio Ave.	\$ 1,365.20	1	
280	11606	Ms. Nannie Avery	2918 Nicholson Dr.	\$ 469.44	1	

CITY OF DALLAS HOUSING / COMMUNITY SERVICES DEPARTMENT

PEOPLE HELPING PEOPLE

FY 2012-13 LIST OF CDBG ASSISTED PROPERTIES

October 1, 2012 - September 30, 2013

	IDIS #	Homeowner	Address	CDBG Funds Expended	# CDBG Funded Materials	# Private Funded Materials
281	11606	Mr. Rick Rivere	1224 Burlington Blvd.	\$ 809.34	1	
282	11606	Ms. Gloria Flowers	2609 Seevers Ave.	\$ 578.13	1	
283	11606	Ms. Iva Mae Willis	303 W. Hobson Ave.	\$ 346.58	1	
284	11606	Ms. Gwenda Johnson	234 W. Montana Ave.	\$ 968.67	1	
285	11606	Ms. Elizabeth Cron	1615 Lansford Ave.	\$ 511.44	1	
286	11606	Ms. Mary Horton	2427 Nicholson Dr.	\$ 1,244.69	1	
287	11606	Ms. Johnnie Brown	3207 E. Ledbetter Dr.	\$ 801.86	1	
288	11606	Ms. Karen Ridge	2432 Oakdale Ave.	\$ 994.59	1	
289	11606	Ms. Dorothy Jones	4114 Ladale Dr.	\$ 622.17	1	
290	11606	Mr. Isaiah Majors	4106 Pringle Dr.	\$ 1,179.22	1	
291	11606	Ms. Janice Jones	1446 Fernwood Ave.	\$ 1,041.97	1	
292	11606	Ms. Dora Collier	3106 50th St.	\$ 994.58	1	
293	11606	Ms. Bessie Hobbs	2814 Wilhurt Ave.	\$ 910.04	1	
294	11606	Mr. Jerome Stevenson	2539 Hudspeth Ave.	\$ 812.74	1	
295	11606	Ms. Altha Busby	1414 Kingsley Dr.	\$ 850.17	1	
296	11606	Mr. Jimmie Dorsey	306 Woodlark Trail	\$ 621.18	1	
297	11606	Ms. Ola Donalson	1611 Mentor Ave.	\$ 1,427.56	1	
298	11231	Mr. Everett Osterholt	619 S. Barnett Ave.	\$ 4,977.00	1	
299	11231	Ms. Sara Washington	3721 Wendelkin St.	\$ 4,175.00	1	
300	11231	Ms. Iva Young	1550 E. Ohio Ave.	\$ 3,500.00	1	
301	11606	Ms. Ollie Lyons	4839 Sapphire St.	\$ 310.00	1	
302	11606	Ms. Mildred Jackson	922 Green Cove Ln.	\$ -		1
TOTAL				\$ 230,423.75	168	134
GRAND TOTAL						302

IDIS #	Address	Program/Project	Funding Source	Amount Expended	# Units Completed
11278	Bexar Street Townhomes Project	5406 Bexar Street	CDBG	\$140,000.00	1
10532	Bexar Street Townhomes Project	5408 Bexar Street	CDBG	\$140,000.00	1
10532	Bexar Street Townhomes Project	5410 Bexar Street	CDBG	\$140,000.00	1
		CDBG Total		\$420,000.00	3
10825	Elder Friendly III-Rental	1316 Cooper	HOME	\$64,144.00	1
10825	Elder Friendly III-Rental	1332 Cooper	HOME	\$64,144.00	1
10825	Elder Friendly III-Rental	1308 Cooper	HOME	\$64,144.00	1
10825	Elder Friendly III-Rental	1340 Cooper	HOME	\$64,144.00	1
10825	Elder Friendly III-Rental	1324 Cooper	HOME	\$64,144.00	1
10825	Elder Friendly III-Rental	1348 Cooper	HOME	\$64,144.00	1
11745	Fair Park Estates	2811 Thomas Tolbert	HOME	\$119,000.00	1
5956	Fair Park Estates	2827 Thomas Tolbert	HOME	\$119,000.00	1
11745	Fair Park Estates-Rental	2825 Thomas Tolbert	HOME	\$119,000.00	1
11745	Fair Park Estates-Rental	2811 Thomas Tolbert	HOME	\$119,000.00	1
11745	Fair Park Estates-Rental	3805 South Blvd	HOME	\$119,000.00	1
11745	Fair Park Estates-Rental	2827 Thomas Tolbert	HOME	\$119,000.00	1
11745	Fair Park Estates-Rental	2819 Thomas Tolbert	HOME	\$119,000.00	1
11545	Pitman Place	3113 Lenway	HOME	\$163,000.00	1
11545	Pitman Place	3117 Lenway Street	HOME	\$163,000.00	1
10041	Prairie Creek North Project	3824 Tumble Ridge Ct	HOME	\$41,800.00	1
11537	Prairie Creek North Project	3622 Darby	HOME	\$41,800.00	1
10041	Prairie Creek North Project	8615 Cedar Post	HOME	\$41,800.00	1
11281	Ten Land Bank Lots	1923 Homeland	HOME	\$29,004.00	1
11281	Ten Land Bank Lots	3431 McBroom	HOME	\$29,004.00	1
11281	Ten Land Bank Lots	1526 Bickers	HOME	\$29,004.00	1
11281	Ten Land Bank Lots	3540 Vilbig	HOME	\$29,004.00	1
11281	Ten Land Bank Lots	1966 Calypso	HOME	\$29,004.00	1
11281	Ten Land Bank Lots	1847 Morris	HOME	\$29,004.00	1
11694	Thornton Heights Project Phase III	118 Cliff Heights	HOME	\$50,000.00	1
11694	Thornton Heights Project Phase III	106 Cliff Heights	HOME	\$50,000.00	1
11694	Thornton Heights Project Phase III	244 Cliff Heights	HOME	\$50,000.00	1
11021	West Dallas Scattered Sites	3411 Toronto	HOME	\$31,230.00	1
		HOME Total		\$2,024,518.00	28
		Grand Total		\$2,444,518.00	31

IDIS HOME Act #	Borrower Last Name	Borrower First Name	Property Type	Ethnicity	AMI Income Range	Street Number	Street Name	MAP Amount	MHS Amount	MHS Count	Total Subsidy	Settlement Date	HOME Amount	CDBG Amount	Count
11690	Zambrano	Ricardo	Existing	Hispanic	51%-67%	4040	Shady Hollow Lane	\$8,500.00	\$0.00		\$8,500.00	12/27/2012	\$4,250.00	\$4,250.00	1
11693	Morales	Angelica	Existing	Hispanic	68%-80%	5823	Hollis Ave	\$7,954.00	\$546.00	1	\$8,500.00	1/8/2013	\$4,250.00	\$4,250.00	1
11695	Chavez	Maria G.	Existing	Hispanic	51%-67%	18814	Tupelo Ln	\$7,911.08	\$588.92	1	\$8,500.00	1/11/2013	\$4,250.00	\$4,250.00	1
11692	Quintanilla	Zebedeo D.	Existing	Hispanic	51%-67%	18816	Tupelo Ln	\$8,500.00	\$0.00		\$8,500.00	1/3/2013	\$4,250.00	\$4,250.00	1
11698	Capuchino	Francisco	Existing	Hispanic	68%-80%	2844	Meadow Way Ln	\$7,000.00	\$1,500.00	1	\$8,500.00	1/24/2013	\$4,250.00	\$4,250.00	1
11713	Smith	Cherrise D.	New	African American	51%-67%	118	Cliff Heights Cir	\$20,000.00	\$0.00		\$20,000.00	3/18/2013	\$1,749.83	\$18,250.17	1
11696	Mendez	Leticia	Existing	Hispanic	31%-50%	1512	South Oak Cliff Blvd	\$7,815.00	\$685.00	1	\$8,500.00	1/18/2013	\$4,250.00	\$4,250.00	1
11702	Banks	Danny C.	New	Anglo	68%-80%	2827	Thomas Tolbert Ave	\$20,000.00	\$0.00		\$20,000.00	3/6/2013	\$10,000.00	\$10,000.00	1
11699	Linwood	Tachinia	New	African American	51%-67%	3113	Lenway Street	\$20,000.00	\$0.00		\$20,000.00	2/14/2013	\$10,000.00	\$10,000.00	1
11717	Dent	Scefenia O.	New	African American	51%-67%	2835	South Boulevard	\$20,000.00	\$0.00		\$20,000.00	3/6/2013	\$1,837.50	\$18,162.50	1
11697	Martinez	Guadalupe	New	Hispanic	51%-67%	3540	Vilbig Road	\$20,000.00	\$0.00		\$20,000.00	1/24/2013	\$10,000.00	\$10,000.00	1
11746	Gales	Grace D.	Existing	Hispanic	68%-80%	11605	Cotillion Drive	\$7,005.10	\$1,494.90	1	\$8,500.00	4/30/2013	\$3,502.55	\$4,997.45	1
11715	Martinez	Jose	Existing	Hispanic	51%-67%	2654	Mountain Lake Road	\$8,000.00	\$500.00	1	\$8,500.00	2/28/2013	\$1,398.50	\$7,101.50	1
11700	Robinson	Rita	New	African American	68%-80%	5406	Bexar Street	\$20,000.00	\$0.00		\$20,000.00	2/4/2013	\$10,000.00	\$10,000.00	1
11703	Suarez	Grecia	Existing	Hispanic	68%-80%	5617	Winding Woods Trail	\$8,500.00	\$0.00		\$8,500.00	3/7/2013	\$2,537.50	\$5,962.50	1
11719	Ortuno	Oralia	New	Hispanic	51%-67%	3431	McBroom Street	\$20,000.00	\$0.00		\$20,000.00	3/19/2013	\$9,166.25	\$10,833.75	1
11714	Huerta Jr.	Juan	Existing	Hispanic	51%-67%	3315	Falls Drive	\$7,000.00	\$1,500.00	1	\$8,500.00	3/1/2013	\$1,312.50	\$7,187.50	1
11716	Mitchell	Jonda R	New	African American	68%-80%	5321	Fannie Street	\$20,000.00	\$0.00		\$20,000.00	2/28/2013	\$2,187.50	\$17,812.50	1
11720	Silva	Rodrigo	New	Hispanic	68%-80%	1966	Calypso St	\$20,000.00	\$0.00		\$20,000.00	3/28/2013	\$9,162.75	\$10,837.25	1
11736	Cerda	Maria	Existing	Hispanic	68%-80%	4538	Silver Lake Dr	\$7,000.00	\$1,500.00	1	\$8,500.00	3/27/2013	\$3,722.50	\$4,777.50	1
11739	Bravo	Leticia	New	Hispanic	51%-67%	1847	Morris St	\$20,000.00	\$0.00		\$20,000.00	3/28/2013	\$8,332.50	\$11,667.50	1
11754	Wright	Tyresha L.	New	African American	51%-67%	106	Cliff Heights Circle	\$20,000.00	\$0.00		\$20,000.00	5/10/2013	\$10,000.00	\$10,000.00	1
11742	Muniz	Alfredo	Existing	Hispanic	31%-50%	2012	Engle Avenue	\$7,000.00	\$1,500.00	1	\$8,500.00	4/16/2013	\$3,714.65	\$4,785.35	1
11735	Mejia	Hugo	Existing	Hispanic	68%-80%	8912	Catalonia	\$7,805.00	\$695.00	1	\$8,500.00	3/29/2013	\$3,850.00	\$4,650.00	1
11743	Castro	Lorenzo Sanchez	Existing	Hispanic	51%-67%	2105	Barnes Bridge Road	\$7,000.00	\$1,500.00	1	\$8,500.00	4/30/2013	\$3,690.10	\$4,809.90	1
11741	Perez Torres	Juana	Existing	Hispanic	51%-67%	7412	Fox Crossing Court	\$7,530.32	\$969.68	1	\$8,500.00	5/3/2013	\$4,250.00	\$4,250.00	1
11764	Arellano	Ubaldo G.	Existing	Hispanic	31%-50%	2842	Burlington Blvd	\$7,000.00	\$1,500.00	1	\$8,500.00	5/14/2013	\$4,250.00	\$4,250.00	1
11771	Alarcon	Nelson	Existing	Hispanic	51%-67%	2858	Gospel Drive	\$8,500.00	\$0.00		\$8,500.00	6/7/2013	\$2,318.75	\$6,181.25	1
11752	Rodriguez	Litzheiry	Existing	Hispanic	68%-80%	2742	W Clarendon Drive	\$7,000.00	\$1,500.00	1	\$8,500.00	4/30/2013	\$4,777.50	\$3,722.50	1
11753	Mora	Juan Antonio	Existing	Hispanic	51%-67%	2132	Petunia Street	\$8,500.00	\$0.00		\$8,500.00	5/2/2013	\$4,250.00	\$4,250.00	1
11758	Ramirez Jimenez	Maria del Sol	Existing	Hispanic	51%-67%	8724	Greenmound Ave	\$7,048.06	\$1,451.94	1	\$8,500.00	5/14/2013	\$4,250.00	\$4,250.00	1
11767	Smith	Stephen D.	New	African American	68%-80%	4810	Spring Ave	\$20,000.00	\$0.00		\$20,000.00	6/11/2013	\$10,000.00	\$10,000.00	1
11751	Fuentes	Gloria	Existing	Hispanic	51%-67%	4527	Via St Catherine	\$8,500.00	\$0.00		\$8,500.00	4/26/2013	\$3,697.15	\$4,802.85	1
11775	Smothers	Raina	New	African American	51%-67%	5408	Bexar Street	\$20,000.00	\$0.00		\$20,000.00	7/1/2013	\$15,700.00	\$4,300.00	1
11750	Santamaria	Maria	New	Hispanic	51%-67%	1906	Bickers Street	\$20,000.00	\$0.00		\$20,000.00	4/30/2013	\$15,000.00	\$5,000.00	1
11748	Rodriguez	Mayra	New	Hispanic	31%-50%	2022	Calypso Street	\$20,000.00	\$0.00		\$20,000.00	5/30/2013	\$8,315.00	\$11,685.00	1
11757	Brown	Benny	New	African American	68%-80%	244	Cliff Heights Circle	\$20,000.00	\$0.00		\$20,000.00	5/16/2013	\$10,000.00	\$10,000.00	1
11765	Gamez	Baltazar	New	Hispanic	51%-67%	3411	Toronto Street	\$20,000.00	\$0.00		\$20,000.00	5/30/2013	\$10,000.00	\$10,000.00	1
11778	Henderson	Novie	New	African American	68%-80%	3122	Lenway Street	\$20,000.00	\$0.00		\$20,000.00	7/16/2013	\$18,162.50	\$1,837.50	1
11747	Garcia	Juan A	New	Hispanic	31%-50%	3814	Aransas Street	\$20,000.00	\$0.00		\$20,000.00	5/31/2013	\$9,998.67	\$10,001.33	1
11744	Monreal-Fernandez	Jose E.	Existing	Hispanic	68%-80%	1511	Melbourne Avenue	\$7,000.00	\$1,500.00	1	\$8,500.00	4/12/2013	\$3,714.65	\$4,785.35	1
11755	Singh	Alicia	existing	Other	68%-80%	2524	Silverthorne Drive	\$7,000.00	\$1,500.00	1	\$8,500.00	5/8/2013	\$4,250.00	\$4,250.00	1
11777	Simon	Delores J	New	African American	31%-50%	3117	Lenway Street	\$20,000.00	\$0.00		\$20,000.00	8/23/2013	\$18,197.50	\$1,802.50	1
11772	Todd	Tonya	Existing	African American	51%-67%	5310	Keller Springs Rd B-234	\$8,500.00	\$0.00		\$8,500.00	6/5/2013	\$4,250.00	\$4,250.00	1
11768	Morales	Yesenia	Existing	Hispanic	31%-50%	217	Los Cabos	\$8,500.00	\$0.00		\$8,500.00	6/14/2013	\$4,250.00	\$4,250.00	1
11770	Garcia-Bustos	Andres	Existing	Hispanic	68%-80%	1218	S Edgefield Ave	\$7,000.00	\$1,500.00	1	\$8,500.00	5/31/2013	\$4,250.00	\$4,250.00	1
11773	Lopez	Gloria E.	Existing	Hispanic	51%-67%	2243	Royal Oaks Dr	\$7,865.00	\$635.00	1	\$8,500.00	6/12/2013	\$7,865.00	\$635.00	1
11784	Gutierrez	Edgar	New	Hispanic	51%-67%	6655	Cool Morn Drive	\$10,000.00	\$0.00		\$10,000.00	7/25/2013	\$8,250.50	\$1,749.50	1
11787	Morris	Ilithia	New	African American	68%-80%	4850	Spring Ave.	\$20,000.00	\$0.00		\$20,000.00	7/29/2013	\$16,000.00	\$4,000.00	1
11782	Kenwell	Valerie A.	New	Anglo	68%-80%	215	Cliff Heights Circle	\$20,000.00	\$0.00		\$20,000.00	7/17/2013	\$18,197.50	\$1,802.50	1
11774	Leija-Medina	Azael	Existing	Hispanic	31%-50%	4671	Timber Wood Dr	\$7,000.00	\$1,500.00	1	\$8,500.00	6/21/2013	\$5,285.00	\$3,215.00	1
11776	Garcia	Partrica L.	Existing	Hispanic	51%-67%	1419	Misty Glen Lane	\$7,000.00	\$1,500.00	1	\$8,500.00	6/27/2013	\$5,460.00	\$3,040.00	1

IDIS HOME Act #	Borrower Last Name	Borrower First Name	Property Type	Ethnicity	AMI Income Range	Street Number	Street Name	MAP Amount	MHS Amount	MHS Count	Total Subsidy	Settlement Date	HOME Amount	CDBG Amount	Count
11791	Villanueva-Hernandez	Fernando	Existing	Hispanic	51%-67%	4926	Mexicana Rd	\$8,500.00	\$0.00		\$8,500.00	8/7/2013	\$6,881.25	\$1,618.75	1
11796	Salas	Tito	Existing	Hispanic	68%-80%	2836	Encino	\$8,500.00	\$0.00		\$8,500.00	8/13/2013	\$7,030.00	\$1,470.00	1
11794	Romero	Amanda C.	New	Hispanic	68%-80%	5402	Bexar Street	\$20,000.00	\$0.00		\$20,000.00	8/14/2013	\$13,100.00	\$6,900.00	1
11780	Mendoza	Edgar	Existing	Hispanic	51%-67%	1211	Lansford Ave.	\$7,000.00	\$1,500.00	1	\$8,500.00	7/22/2013	\$5,789.00	\$2,711.00	1
11779	Rocha	Joaquin	Existing	Hispanic	68%-80%	514	S. Oak Cliff	\$7,000.00	\$1,500.00	1	\$8,500.00	7/9/2013	\$5,391.75	\$3,108.25	1
11786	Cardozo	Deisy	Existing	Hispanic	68%-80%	7316	Hardwood Trail	\$7,000.00	\$1,500.00	1	\$8,500.00	7/22/2013	\$5,512.50	\$2,987.50	1
11790	O Quinn	Ruth	New	African American	68%-80%	2811	Thomas Tolbert	\$20,000.00	\$0.00		\$20,000.00	8/15/2013	\$17,125.00	\$2,875.00	1
11789	Barnes Tase	Denia	Existing	Hispanic	68%-80%	11630	Featherbrook Dr	\$7,436.36	\$1,063.64	1	\$8,500.00	8/9/2013	\$5,695.36	\$2,804.64	1
11799	Rivera-Murillo	Mirna J	Existing	Hispanic	31%-50%	3060	Shadow Wood Drive	\$7,000.00	\$1,500.00	1	\$8,500.00	9/11/2013	\$2,374.00	\$6,126.00	1
11797	Franks III	Albert L.	New	Hispanic	68%-80%	5410	Bexar Street	\$20,000.00	\$0.00		\$20,000.00	8/28/2013	\$12,000.00	\$8,000.00	1
11800	Canales	Evaristo Manuel	Existing	Hispanic	51%-67%	2736	Clayton Oaks Dr	\$7,028.78	\$1,471.22	1	\$8,500.00	9/9/2013	\$2,796.50	\$5,703.50	1
11798	Mackey	Jessica	New	African American	31%-50%	3622	Darby Drive	\$20,000.00	\$0.00		\$20,000.00	8/29/2013	\$18,500.00	\$1,500.00	1
								\$810,398.70	\$34,101.30	27	\$844,500.00		\$458,799.71	\$385,700.29	64

IDIS Activity#	Address	Funding Source	Funding Amount	Units Completed
11470	1343 Barry	HOME	\$ 103,000.00	1
11463	2723 Burger	HOME	\$ 93,400.00	1
11468	231 Red Wing	HOME	\$ 93,400.00	1
11459	3301 Chihuahua	HOME	\$ 93,400.00	1
11467	2439 Vegas	HOME	\$ 93,400.00	1
11471	2906 Alpine	HOME	\$ 103,000.00	1
11506	10141 Oakwood	HOME	\$ 103,000.00	1
11475	5317 Goodman	HOME	\$ 103,000.00	1
11415	1727 Garza	HOME	\$ 93,400.00	1
11495	1434 Claude	HOME	\$ 103,000.00	1
11469	3918 Vineyard	HOME	\$ 98,400.00	1
11726/11225	3111 Rutz	HOME	\$ 103,000.00	1
11731	2911 Harlandale	HOME	\$ 103,000.00	1
11732	2210 Fordham	HOME	\$ 103,000.00	1
11749	4102 Esmalda	HOME	\$ 103,000.00	1
11722/11723	910 Bank	HOME	\$ 103,000.00	1
11721	1906 Berwick (Split)	HOME	\$ 95,290.00	0.9
	HOME-funded		\$ 1,690,690.00	16.9
11721	1906 Berwick (Split)	CDBG	\$ 7,710.00	0.1
	CDBG-funded		\$ 7,710.00	0.1
Combined amounts for completed units			\$ 1,698,400.00	17.0



8. ONE-FOR-ONE REPLACEMENT



**ONE-FOR-ONE REPLACEMENT
FY 2012-13**

The City of Dallas had no one-for-one replacements for FY 2012-13.



9. DISPLACEMENT SUMMARY



**DISPLACEMENT SUMMARY
FY 2012-13**

IDIS ACTIVITY: 10952

DESCRIPTION/ACCOMPLISHMENTS: Funding for this program appears to have begun in 1978. This program was designed to successfully relocate and provide financial assistance to individuals and businesses displaced as a direct result of any eligible City of Dallas activity, including code enforcement activities not involving property acquisition.

During FY 2012-13, no households received replacement housing and/or moving expense payments using federal funds. No funds were expended this program year for salary and operating costs.

BARRIERS: None

LEVERAGING EFFORTS. None

PERFORMANCE INDICATORS FY 2012-13:	<u>PROPOSED</u>	<u>ACTUAL</u>
	0 Households	0 Households
	0 Business	0 Business

OUTCOME MEASURES: None

ADJUSTMENT/IMPROVEMENTS: No funds were expended this program year for relocation assistance activities. Funds are available in the City's CDBG account for any future relocation assistance needs.



10. PUBLIC REVIEW



**Public Hearing
HUD Programs FY 2012-13**



**NOTICE OF PUBLIC HEARING AND REVIEW AND
COMMENT PERIOD FOR DALLAS PROGRAM
PERFORMANCE WITH U.S. DEPARTMENT
OF HOUSING AND URBAN DEVELOPMENT (HUD)
FORMULA GRANT FUNDS
DURING THE FISCAL YEAR ENDED
SEPTEMBER 30, 2013**

On December 12, 2013, 5:00 p.m. at Dallas City Hall, L1FN Conference Room A, a public hearing will be held to receive comments on the performance of the following HUD Programs for the year which ended September 30, 2013 (FY 2012-13); Community Development Block Grant, HOME Investment Partnerships Programs, Emergency Solutions Grant (formerly Emergency Shelter Grant), and Housing Opportunities for Persons with AIDS.

A copy of the performance report for each grant will be available for public review beginning November 25, 2013 at the City of Dallas Office of Financial Services/Community Development Division, Dallas City Hall, 1500 Marilla, Room 4FS. Summary reports will also be available at all Dallas public libraries.

Citizens in the Dallas Metropolitan area may submit written comments regarding the performance reports to the Office of Financial Services/Community Development Division, Dallas City Hall, 1500 Marilla Room 4FS, Dallas, Texas 75201 on or before December 13, 2013. Individuals requiring alternative formats in review of this document may also contact the Community Development Office TDD via Relay TX 1-800-735-2989. For further information contact the Community Development Office at 214-670-4557.

Personas que hablan español y requieren un intérprete, favor de llamar al numero 214-670-4557 por lo menos dos días laborables antes de la junta para hacer los preparativos apropiados.

11. ASSESSMENT OF CDBG AND CONSOLIDATED PLAN



FY 2012-13 ASSESSMENT

The City of Dallas, as a U.S. Department of Housing and Urban Development (HUD) designated entitlement community, compiles and publishes an annual report detailing the utilization of the City's Consolidated Plan grant funds and associated accomplishments for the fiscal year. This annual report is known as the Consolidated Annual Performance and Evaluation Report (CAPER) and corresponds to the priorities identified in the five-year Consolidated Plan FY 2008-09 through FY 2012-13 and the fifth year Annual Action Plan, FY 2012-13.

Information reported in this CAPER comes from a compilation of subrecipient reports and on-site monitoring visits conducted throughout the program year. Fiscal information including grant funds available, expenditures to date, program income, and revolving loan fund amounts is captured through the HUD reporting system known as the Integrated Data and Information System (IDIS). The accomplishments reported by the City and its subrecipients in IDIS are compared to the priorities identified within the FY 2012-13 Annual Action Plan and reported in this CAPER.

OVERSIGHT AND ADMINISTRATIVE STRUCTURE: The City's Office of Financial Services-Community Development Division (OFS-CDD) is responsible for oversight and administration of HUD funds. The department also serves as the primary liaison between HUD and the City of Dallas. Although multiple City departments are directly involved with the implementation and execution of Consolidated Plan projects, programs and activities, the majority are overseen by the following departments:

Housing/Community Services:

- Administers the City's housing related activities conducted with Home Investment Partnerships Program (HOME) funds such as, but not limited to, homeownership and home repair programs. This department also works with Community Housing Development Organizations (CHDOs) to oversee new affordable housing developments.
- Administers nearly all Community Development Block Grant (CDBG) funded public services activities as well as the Emergency Solutions Grant (ESG), formerly the Emergency Shelter Grant, and the Housing Opportunities for Persons With Aids (HOPWA) programs.

Development Services:

- Oversees the City's displacement and relocation program as well as historic preservation activities.

Office of Financial Services – Grant Compliance Group:

- Monitors Consolidated Plan projects/activities funded with annual entitlement funds undertaken by City departments, contractors, and subrecipients.

CITIZEN PARTICIPATION: The City's OFS-CDD followed the City Council approved Citizen Participation Plan that meets HUD requirements to propose and approve activities to be funded with Consolidated Plan grant funds.

Six neighborhood public hearings were held to solicit citizen comments on the potential uses of HUD funds allocated for FY 2012-13. These public hearings were held between the dates of January 3 – January 10, 2013 at various locations within the City of Dallas. One meeting was held at the City's Renner Frankford Library in Collin County for the sole purpose of soliciting input from citizens and service providers regarding HOPWA grant funds.

CERTIFICATIONS OF CONSISTENCY: During FY 2012-13, seven Certifications of Consistency were provided for HUD programs. The City of Dallas reviewed all applications in a fair and impartial manner and did not hinder implementation of the Consolidated Plan by actions or willful inactions. The City continued to pursue all resources in order to meet the goals and objectives stated in the Consolidated Plan.

TIMELINESS PERFORMANCE: All necessary actions requiring City Council authorization were approved relative to the accomplishment of Consolidated Plan initiatives for FY 2012-13. Grant disbursements were made in a timely manner as demonstrated by the City's compliance with the requirement of having a line of credit balance no more than 1.5 times its current year entitlement 60 days prior to the end of the program year.

COMMUNITY DEVELOPMENT ACTIVITIES:

- Adopt-a-Family - Through the ever-popular Angel Tree program, the Salvation Army collects thousands of donated Christmas gifts each year to distribute to children and senior citizens. City of Dallas, District 8 Councilmember, Tennell Atkins coordinated the annual Home for the Holidays Family Gift Pickup Day project at City Hall. The Office of Financial Services staff adopted a family. Through this collaborative community outreach effort, 37 families were adopted and there were over 470 luncheon attendees.
- Mayor's Back-to-School Fair – OFS-CDD staff attended this annual activity held on August 1, 2013 to “get the word out” regarding HUD funded projects, programs and activities designed to assist low to moderate income persons/households. Bilingual staff was also available to serve Spanish speaking citizens.
- National Community Development Week – The City of Dallas observed the National Community Development Week (NCDA) on April 1-6, 2013. This year marked the 27th anniversary of NCDA Week which is an annual campaign held to focus local and national attention on the numerous outstanding accomplishments of the Community Development Block Grant (CDBG) Program which has improved the lives of low and moderate income citizens over the past 39 years.

- Point-in-Time Homeless Count and Census – On January 25, 2013, Metro Dallas Homeless Alliance (MDHA), in collaborations with volunteers from the social services community, the Texas Real estate Council, the City of Dallas Crisis Intervention Team, and the Dallas Police Department conducted the annual Point-In-Time Count for 2013 for the City of Dallas. The annual Point-in-Time Count and Census is a community initiative headed by MDHA in collaboration with the City of Dallas whose mission is to prevent and end homelessness. OFS–CDD staff participated in the annual count to gather and analyze data on homelessness in Dallas County.

SUMMARY: Although the City of Dallas felt impacted by the effects of the overall decline in our national economy, the City continued to make progress in serving the needs of low to moderate income individuals and families with HUD funds.

The remainder of this section contains program narrative information for FY 2012-13 from various HUD funded programs.

PROJECT NAME: CITY CHILD CARE SERVICES

IDIS ACTIVITY: 11581

DESCRIPTION/ACCOMPLISHMENTS: This program was originally funded in FY1983-84 by Mayor Stark Taylor's Commission on Child Care. The program provides child care subsidies for low/moderate income working parents and teenage parents who are attending school and do not qualify for any other form of public assistance. Intake/assessments are completed to determine eligibility both on the phone and in-person. Program participants are required to pay a portion toward their subsidy amount based on a sliding scale. Subsidies are paid directly to the child care facilities; clients do not receive subsidy payments directly. Seventeen parent workshops were held to assist program participants. Workshop topics include Money Matters, HIV/AIDS, Parenting, Nutrition, Job Search, Diabetes, and Housing. Referrals are made to Child Care Management Assistance (CCMS) and Head Start of Greater Dallas for those parents who do not qualify for the city's program. This is the fifth and final year of the five-year plan that began in FY2008-09.

BARRIERS: Due to the lack of financial resources to provide childcare subsidies to low/moderate working parents who are in need of child care assistance, many parents were not able to hold on to their jobs or to start a new job..

LEVERAGING EFFORTS: Expenditures of CDBG funding for childcare expenses were used to leverage additional child care subsidies for the community as a local match to funds drawn down by the Texas Workforce Commission in the amount of \$400,000.

PERFORMANCE INDICATORS FY2012-13:	Goal	Actual	Variance (+/-)
	85 Children	107 Children	26% (+)

Variances over/under by more than 15% require an explanation: The program was over our performance goal due to some of our parents dropping out of the program early because of lost of their jobs or moving out of the city of Dallas, therefore we were able to enrolled new parents into the program to fill their spots. That increased our numbers.

OUTCOME MEASURES: Number of persons assisted with new access to service/benefit:
107 Children

PERFORMANCE INDICATORS: FY 2008-09 THRU FY 2012-13

GOAL	ACTUAL	VARIANCE (+/-)
750 CHILDREN	718 CHILDREN	-4%

ADJUSTMENTS/IMPROVEMENTS: None

PROJECT NAME: OFFENDER RE-ENTRY PROGRAM- HOU

IDIS ACTIVITY: 11588

DESCRIPTION/ACCOMPLISHMENTS: Funding for the Community Re-Entry Support Services Program began in FY1998-99. This program provides comprehensive case management services designed to promote the effective reintegration of ex-offenders as they return to communities within the City of Dallas.

Funding provides outreach, referral, case management and housing services to 50 ex-offenders in order that they are knowledgeable about services to assist them in acquiring the life skills needed to succeed in the community, reconnect to families, obtain and maintain employment, locate and access medical and mental health services and become law-abiding, productive and altruistic, thus reducing the rate of recidivism and the city's crime rate, increasing safety in the city of Dallas for all citizens. There are five components identified by this program to assist ex-offenders. These components are employment, housing, education, recovery support, and community services.

Clients must be 18 years of age or older, have committed a felony non-violent offense, on parole, living in the City of Dallas, and meet HUD low to moderate Income guidelines. Clients must also need one or more of the following services: housing, employment, educational opportunities, recovery support, medical services, etc. This is the fifth and final year of the five-year plan that began in FY2008-09.

BARRIERS: The 15% allowed for public services is not sufficient to address the vast array of needs identified by the community. Demands for public service dollars far exceed the amount of available funds.

LEVERAGING EFFORTS: Released prisoners face a myriad of challenges that contribute to the return to criminal activity, re-arrest, and re-incarceration. Ex-offenders increasingly find that they cannot gain access to suitable, decent, and affordable housing. As a result, they sleep in cars, find emergency housing along with more vulnerable populations, cohabit with other felons in substandard housing, or live a vagrant lifestyle, from friend to friend until their welcome runs out.

PERFORMANCE INDICATORS FY2012-13:	Goal	Actual	Variance (+/-)
	50 People	20 People	-60%

Variances over/under by more than 15% require an explanation: Project Reconnect is a comprehensive offender re-entry case management program that promotes the effective re-integration of offenders as they return to communities within the City of Dallas. A major component of effective re-integration is the ability of the offender to obtain and maintain stable housing. In April, 2013, the program underwent personnel and policy changes due to a joint federal investigation. Preceding the investigation, program staff successfully provided comprehensive case management to 20 clients resulting in each of them obtaining and/or maintaining permanent supportive housing.

OUTCOME MEASURES: Number of persons assisted with new access to service/benefit: 20.

PERFORMANCE INDICATORS: FY 2008-09 THRU FY 2012-13

GOAL	ACTUAL	VARIANCE (+/-)
400	330	-17%

ADJUSTMENTS/IMPROVEMENTS: None

FY 2013-13 NARRATIVE

PROJECT NAME: CITY OFFICE OF SENIOR AFFAIRS (COSA)

IDIS ACTIVITY: 11584

DESCRIPTION/ACCOMPLISHMENTS: Funding for the City's Office of Senior Affairs Program began in FY1989-90. The purpose is to enhance the quality of life for older adults (age 60 and above) by linking services through assessing and determining needs, which may be basic such as food and shelter and providing case management to help resolve concerns such as elder abuse, or other forms of victimization. Also, information is disseminated to diverse older adult communities about services through resource fairs, presentations and educational programs.

The program has created a greater awareness of the problems facing older adults in Dallas, Texas. Numerous workshops and seminars have been held to inform and address pertinent problems in the older adult population such as fraudulent scams, alcoholism, mental illness/dual diagnosis, prescription drug misuse, substance abuse counseling, and Medicare & You. Significant citizen participation and interest indicate a continued substantial impact on needs of the targeted population. This is the fifth and final year of the five-year plan that began in FY2008-09.

BARRIERS: Services for older adults, such as lawn care, minor plumbing repairs, cutting trees and weeds, and removing fallen trees, are still major needs for many seniors.

LEVERAGING EFFORTS: The program continues to seek both funding and collaborative leveraging in an effort to enhance services to older adults. The Office of Senior Affairs has developed strong alliances geared toward strengthening its role of advocacy and outreach efforts with the following:

Community Council of Greater Dallas/Dallas Area Agency on Aging

Collaborates to address issues such as transportation for senior and disabled citizens, local community assessments, and related senior matters.

Older Women's League (OWL)

Advocacy issues for older women.

Home Repair Coalition

Work with fifteen other agencies to recruit volunteers to help with home repair.

Dallas Area Agency on Aging Advisory Council

Meets bimonthly and provides advice on how the Dallas Area Agency on Aging should be implemented.

Richardson Kiwanis Club

Serves as focal point for wheelchair ramp applications.

Texas Department of Disability and Aging Services

Texercise – Statewide efforts to promote physical activity in Dallas.

DART Senior Outreach Event

Annual senior event to provide information about community services and also to provide socialization events.

Case Management, Information and Referral Component

Made referrals to: Access Center for the Elderly; Dallas Water Utilities; City of Dallas People Helping People; City of Dallas Housing Department; 211 Community Services; Ladies of Charity Program; and Pilgrim Rest Baptist Church. The office also administered utility assistance and managed over 400 referrals to the wheelchair ramp program.

Dallas Police Department – Crisis Intervention

Case coordination and joint educational seminars.

City Attorney's Office South Dallas Community Courts

The Office of Senior Affairs receives many calls from older citizens related to code violations (high weeds, trash, trimming trees). Community Courts' defendants who plead guilty or no contest are held accountable to the members of the community, and many are assigned to assist older citizens who have received code violations on their property, therefore alleviating the costs of citations for the older citizen.

The Senior Source

The Office of Senior Affairs receives an abundance of telephone calls from older citizens in need of a wide array of services. By coordinating with The Senior Source, many issues can be resolved: Older job seekers are provided with job search techniques and job leads; low-income elderly who have difficulty managing their finances receive assistance; older people with physical and emotional needs receive extra care so they can remain independent in their own homes.

AARP

The Office of Senior Affairs partners with AARP to present educational seminars and conferences that provide information and advocacy on topics dedicated to enhancing quality of life for older adults. AARP is a nonprofit, nonpartisan membership organization.

LaVoz del Anciano

The Office of Senior Affairs partners with LaVoz del Anciano to provide assistance services and educational seminars and conferences to the growing number of Hispanic and Latino elderly in Dallas. Referrals to LaVoz del Anciano include case management, clothing assistance, and consultations.

Senior Affairs Commission and its Committees

Goal – To enhance the quality of life for older adults.

- Budget Committee – Developed recommendations for senior issues and presented to all City Council members and the Mayor.
- Health Committee – Created a coalition of aging organizations to work with the Texercise program to focus on increasing physical activity to improve health status, and develop community efforts to assist hoarders.
- Transportation Committee – Developed needs issue statement and presented to City Council members, DART, and City officials.
- Victimization Committee – Presented a conference to educate older adults on scams and safety issues.

The Senior Affairs Commission met 11 times during the year.

PERFORMANCE INDICATORS FY2012-13:

GOAL	Actual	Variance (+/-)
4,800 Elderly	5,222 Elderly	+9%

Variances over/under by more than 15% require an explanation: No required.

OUTCOME MEASURES

Number of elderly persons assisted with new access to service/benefit: 5,222

PERFORMANCE INDICATORS: FY 2008-09 THRU FY 2012-13

GOAL	ACTUAL	VARIANCE (+/-)
24,000	25,493	+7%

ADJUSTMENTS/IMPROVEMENTS:

- The program will continue to recruit new service providers and to increase partner participation, including more health care providers, physicians, corporations, and the faith community.
- The program will continue to link City of Dallas programs, such as Park and Recreation, Code Enforcement, and Dallas Water Utilities. Staff will see more alliances with the faith-based community in an effort to maximize existing resources and reduce duplication of effort.

FY 2012-13 NARRATIVE

PROJECT NAME: CHILD CARE SERVICES PROGRAM

IDIS ACTIVITY: 11705/11706/11707/11708/11709/114710

DESCRIPTION/ACCOMPLISHMENTS: The City of Dallas began funding the Child Care Services Program in FY1991-92. The Program provides after school programs and daycare for special needs children, children who are homeless, and children with disabilities via contracts with Boys & Girls Clubs of Greater Dallas, Neighborhood Service Council, Open Arms, Inc. dba Bryan's House, Park South YMCA, Catholic Charities and Vogel Alcove.

After school programs at the Boys & Girls Clubs of Greater Dallas, Neighborhood Services Council, Catholic Charities and Park South YMCA provide tutoring, mentoring, and homework assistance. Services are provided for both after-school and summer camp. Each participant is provided a nutritious snack in the after-school program. Transportation is provided to and from some of the various locations.

The Program also provides child care for: (i) children with special needs (physical, learning, emotional or developmental) through medically managed child care at Open Arms dba Bryan's House; and (ii) homeless children at Vogel Alcove whose parents are residing in emergency or transitional shelters. Programs include supportive services, such as developmental screening, speech therapy, medical/preventative health services, and comprehensive social services. This is the fifth year of the five-year plan that began in FY2008-09.

BARRIERS: Limited funding resources continues to be a barrier, especially with cuts in the Federal budget.

LEVERAGING EFFORTS: The subrecipients continue to leverage funds from private donations, foundations, and other sources.

PERFORMANCE INDICATORS FY 2012-13:	Goal	Actual	Variance (+/-)
	350 Youth	755 Youth	+116%

Variances over/under by more than 15% require explanation: Increase in number of children accessing after-school programs; increase in homeless children and increase in children with disabilities attending day care. Additional funding provided by City.

OUTCOME MEASURES: Number of persons assisted with new access to service/benefits:
755 Youth

ADJUSTMENTS/IMPROVEMENTS: None.

FY 2012-13 NARRATIVE

PROJECT NAME: CLINICAL DENTAL CARE PROGRAM

IDIS ACTIVITY: 11582

DESCRIPTION/ACCOMPLISHMENTS: The City of Dallas began funding the Clinical Dental Care Program in FY1982-83. Program provides dental health services to low-to-moderate income children and youth through age 19 and to seniors over age 60 via contract with Community Dental Care at five community clinics:

Bluitt-Flowers Health Center, 303 N. Overton, Dallas, 75216
DeHaro Saldivar Clinic, 1400 N. Westmoreland, Dallas, 75211
East Dallas Clinic, 3320 Live Oak, 4th Floor, Dallas, 75204
Southeast Dental Center, 9202 Elam Road, Dallas, 75217
Vickery Meadows Clinic, 8224 Park Lane, Suite 125, Dallas, 75220

Dental services include exams, cleaning, fluoride treatment, sealants, fillings, extractions, root canals, treatment for infections, and oral health education. This is the fifth year of the five-year plan that began in FY2008-09.

BARRIERS: Limited funding resources continues to be a barrier; especially with cuts in the Federal budget (patients served required very intense treatment).

LEVERAGING EFFORTS: The subrecipient continues to leverage funding from Parkland Health and other state and federal resources.

PERFORMANCE INDICATORS FY2012-13:	Goal	Actual	Variance (+/-)
	205	208 Youth	+61%
		317 Seniors	

Variances over/under by more than 15% require explanation: Increase in number of youth requiring dental care, yet funding not sufficient to cover full treatment plans for patients. Additional funding provided by City.

OUTCOME MEASURES: Number of persons assisted with new access to service/benefits: 525 clients

ADJUSTMENTS/IMPROVEMENTS: None.

FY 2012-13 NARRATIVE

PROJECT NAME: TRAINING AND EMPLOYMENT FOR ADULTS WITH DISABILITIES

IDIS ACTIVITY: 11589

DESCRIPTION/ACCOMPLISHMENTS: The City of Dallas began funding the Training and Employment for Adults with Disabilities Program in FY 2010-11. The Program provides development of life skills, vocational training and job placement for adults with disabilities via contract with Citizens Development Center.

Funding was used to partially fund a client supervisor in the agency's Work Center program, which provides intensive vocational support and structure to adults with severe disabilities (including retardation and autism) who have been unable to secure or maintain employment or who choose to work in a protected environment. Individuals in the Work Center come to work daily and participate in a supervised group setting where they perform actual packaging and assembly jobs for local businesses and are paid for their work. For some, it is the highest level of employment that they might achieve; for others, it is a transitional program providing short-term vocational training for outside employment. Either way, they achieve their highest level of independence in a protected environment where they are accepted, respected and free from discrimination.

Services in the Work Center program include day vocational/habilitation services in a real-life work setting; case management services; individualized goals; classroom instruction in academics, communication skills, problem solving skills, life skills, socialization skills, and role playing; and family support. This is the fifth year of the five-year plan that began in FY2008-09.

BARRIERS: Limited funding resources continues to be a barrier, especially with cuts in the Federal budget.

LEVERAGING EFFORTS: The Subrecipients continues to leverage funding from private donations, foundations, directly from the State and other sources.

PERFORMANCE INDICATORS FY2012-13:	Goal	Actual	Variance (+/-)
	130 People	146 People	11%

Variances over/under by more than 15% require explanation: N/A

OUTCOME MEASURES:

Number of persons assisted with new access to service/benefits: 146 People

ADJUSTMENTS/IMPROVEMENTS: None.

FY 2012-13 NARRATIVE

PROJECT NAME: SENIOR SERVICES PROGRAM

IDIS ACTIVITY: 11711/11712

DESCRIPTION/ACCOMPLISHMENTS: The City of Dallas began funding the Senior Services Program in FY1987-88. The Program provides case management and other services for seniors, as well as investigative support services in both community and institutional settings, via contracts with Senior Citizens of Greater Dallas and Catholic Charities. Case managers (staff) conduct intakes/assessments on clients to determine eligibility and other social service needs for persons 60 years and older. Referrals may be made to area food pantries, area shelters, legal assistance, and assistance with qualifying for other benefits. Education and public awareness sessions are also conducted to provide information regarding services available to seniors. Nutritious meals (breakfast, lunch) are provided, as well as transportation services. A nursing home ombudsman managed by Senior Citizens of Greater Dallas is also funded under the program to receive, investigate, and resolve complaints from nursing home residents and their families. This is the fifth year of the five-year plan that began in FY2008-09.

BARRIERS:

Limited funding resources continue to be a barrier, especially with cuts in the Federal budget. Limited transportation exists for low-income persons trying to access services.

LEVERAGING EFFORTS: Subrecipients continue to leverage funding for private donations, foundations, directly from the State and other sources.

PERFORMANCE INDICATORS FY2012-13:	Goal	Actual	Variance (+/-)
	1,281 Elderly	1315 Elderly	+3%

Variances over/under by more than 15% require explanation: N/A

OUTCOME MEASURES: Number of persons assisted with new access to service/benefits:
1315 Elderly

ADJUSTMENTS/IMPROVEMENTS: None.

PROJECT NAME: MINOR PLUMBING REPAIR/REPLACEMENT PROGRAM

IDIS ACTIVITY: 10959

DESCRIPTION/ACCOMPLISHMENTS: The MPR Program is funded annually, starting October 1st of each fiscal year. This fiscal year however funds did not start being used until December 12, 2012 when the City procured a new plumbing contractor. It has been funded for the past several years now. The MPR Program received \$50,000 for the fiscal year 2012-2013 and is to receive \$50,000 for the upcoming 2013-2014 fiscal year.

The Consolidated and Action Plans address the needs of the citizens of Dallas in terms of water waste due to fresh water leaks and old, inefficient toilets and water fixtures. The MPR Program makes an impact in the lives of the citizens it serves daily in terms of repairing those leaks and replacing their old toilets and fixtures with new, low flow, high efficient versions.

This fiscal year, 2012-2013, the MPR Program was able to service 96 homes using CDBG funds. The MPR Program makes it possible for homeowners to receive much needed plumbing assistance they would otherwise not be able to afford. Homeowners benefit from an immediate improvement in their quality of life and the long term benefit of a lower water bill each month. In addition, unnecessary water waste is prevented in each serviced home. As water is a precious resource, we strive to use it efficiently.

BARRIERS: It has long since been a goal of the MPR Program to assist all ethnic and gender groups. However, the program is still predominately serving African American females. For the 2012-2013 fiscal year, 89 African Americans received services as well as 4 Hispanics and 3 Caucasians. In addition, the gender breakdown for the 2012-2013 fiscal year was 78 female headed households to 18 male headed households. It has proven to be a challenge to interest Latinos and Caucasians to apply for and receive services from the MPR Program. We continue to make outreach efforts, in hopes of reaching further into both of these ethnic groups. In terms of gender, the 2012-2013 fiscal year represents the most equitable spread among gender that the program has experienced to date. In that area we continue to make strides. However, due to the nature of the demographics the program serves, females will no doubt remain the dominate gender served.

LEVERAGING EFFORTS: The Water Conservation Division participates in a number of events and activities throughout the year. In this way, we are able to use outreach opportunities to reach out to the public sector and educate them about all of the wonderful incentive programs we offer in terms of water conservation.

The MPR Program receives funds for the Dallas Water Utilities Revenue Fund. Together with the CDBG funds we are allotted, we are able to help nearly 500 families annually. In addition, 100% of CDBG funds are used directly for service cost, none is used for administration.

PERFORMANCE INDICATORS FY2012-13:

1. The MPR Program is able to look at water savings across all of its customers, post repairs. That is the strongest indicator that the MPR Program is on track with its goals and making a positive impact globally.
2. Each MPR customer's water bill can be tracked over time, pre- repairs compared to post-repairs. The change in their water bill as a result of repairs and fixture replacements can be significant.
3. Third, the feedback we receive from MPR customers is overwhelmingly positive. Across all measures, the program received a performance rating of 4.84 out of 5.

ADJUSTMENTS/IMPROVEMENTS: It is the hope of the MPR Program that available funds stay consistent in this tough economic recession and that the funds generally increase over time as the economy improves. In that way, the MPR Program will be able to assist many more households within the city of Dallas and leave a positive legacy in the name of water conservation.

PROJECT NAME: OUTREACH AFTER-SCHOOL/SUMMER PROGRAM

IDIS ACTIVITY: 10962 / 10963

Date Originally Funded:

- FY1994-95 (reprogrammed funds) for 9 sites. It has expanded to 24 sites – 19 at elementary schools and 5 at recreation centers.
- The goal of this program is to provide safe after school and summer activities for low-income children ages 6-12.

Accomplishments:

- A total of 3,206 children were served [1616 male and 1590 female]
- 12 youth had disabilities
- 55% of our children reside in single female head of household families.
- Parents consistently rated the program highly, 97% were satisfactory and above. School principals' surveyed indicated 94% at the satisfactory and above level
- Programming focused on health and fitness through Jr. Jazzercise, youth sports clinics/programs and weekly sports skill building programs. National youth sports competition events were expanded:
 - 560 youth participated in MLB/Pepsi Pitch, Hit and Run;
 - 760 youth participated in NFL/Pepsi Punt Pass and Kick.
- Skill sets were learned for baseball and football through weekly practices delineated in the lesson plans.
- Sites participated in the citywide "Mayor's Youth Fitness Initiative" which encouraged 60 minutes of physical activity and proper nutrition.
- All of the sites are working on certification with the Dallas After School Network. Seventeen of the nineteen elementary sites have passed at the Tier 1 level. We are currently working on Tier II certification.
- Summer programs at 14 different citywide sites (9 schools and 5 community centers) served 570 youth. Children enjoyed activities that included field trips, enrichment vendors and life skills opportunities. Field trips included Southern Skating Roller Rink, Bahama Beach Water Park and weekly swim trips, Dallas Theater, Summer Adventure at Fair Park, Amazing Jakes, Studio Movie Grill, Museum of Natural History and Science, bowling, movies and Celebration Station.

Barriers:

- Demand for services continues to exceed the funds available

Leveraging Efforts:

- A favorable relationship with DISD has continued with the use of their facilities and

- USDA snack program..
- Neighborhood Touring Program provided several art programs to the summer program.
- 10,260 hours of tutoring were provided by certified teachers at 19 Outreach After-School Program elementary school sites. The tutoring is valued at \$205,200.
- Over the past five years DISD has provided over \$500,000 towards additional enrichment classes at the CDBG after school sites.

Comparison of Performance/Accomplishments with Goals/Priorities in Action Plan and Consolidated Plan:

- The revised goal for this year was 3,200 youth – the actual number served was 3,206.

Did make impact on need(s) identified in Consolidated and Action Plans

- This program served 122% (16,581 children) of the 1st, 2nd, 3rd, 4th and 5th year revised goal of 13,600 children because of increased demands for services due to the failing economy.

Indicators that best describe the results of program

- The number of youth served along with the program’s average daily attendance best describes the number of youth choosing to participate in the CDBG program and attend regularly.
- City and school support of the program as evidenced by the City’s increased funding of the program, DISD’s contract with the City to provide enrichment services for CDBG after school programs, and DISD’s administration of the snacks.
- The on-going positive feedback from parents and principals.
- The waiting list of schools wanting to participate in the program.
- The positive comment forms parents turned in yearly to request continuation of the program
- Parent voiced positive comments and request for continuation of the program at the town hall meetings and at several DISD schools.

Adjustments or improvements that might make program more effective

- An increased budget would allow us to restore the total number of after-school/summer sites from 24 to 27.

FY 2012-13 CAPER NARRATIVE

Project Name: Neighborhood Street Improvement Petition Grant

Á
ÖÜ/ÁÖçã kMFFÎ €

Paving assessments were levied and awarded on one paving improvement project during FY 2012-13 Consolidated Plan. The Petition Assessment Program proposed goals for the FY 2012-13. Consolidated Plan was to assist 30 low/moderate income resident property owners with their share of the cost of paving improvements. Thirty-four (34) grant applications were paid during fiscal year 2012-13.

Public Works Department notifies the property owners two times prior to levying assessments and awarding construction contracts on capital paving improvements for alley, sidewalk and street projects. All resident property owners are mailed project notification letters that include Community Development Block Grant (CDBG) eligibility requirements and grant applications.

Staff also conducts two neighborhood meetings per project. At these meetings, staff presents the project plans and advises the property owners that CDBG assessment grant funds are available to pay eligible low/moderate income resident property owner's share of the paving improvement cost. The property owners are responsible for submitting the grant application with proof of ownership and income eligibility.

CRISIS INTERVENTION DIVISION- GERIATRIC GRANT
Program Narrative
FY 2012-13

Funding for the City's Geriatric and Crisis Intervention Program began in FY 1986-87 as a combined program of geriatric nurses and geriatric caseworkers working independently within the City of Dallas-Environmental Health Services. In FY 2005-06, the program separated from the nursing program as an independent project within the Crisis Intervention Division. In October 2009, the Crisis Intervention Division was transferred to the **Dallas Police Department** under the management of the Office of the Chief of Police. It now exists in the Special Projects Bureau of the Dallas Police Department.

The Crisis Intervention Unit provides rapid response, crisis intervention, and intensive case management to Dallas residents, age 60 and above, who may have mental health problems causing high-risk behaviors. These referrals are generated from Police Reports and Emergency Medical Services (DFR). Additional referrals are generated from 911/311, the Office of Senior Affairs-City of Dallas, Adult Protective Services, City of Dallas Code Compliance, and other community agencies. The geriatric caseworkers assess the situation, develop an action plan, and coordinate with appropriate community services. This oftentimes involves intensive case management over a period of time (3-6 months). The Geriatric Case Managers seek to improve the quality of life and safety of older Dallas citizens who are referred to the unit.

Barriers

Many of the clients refuse services initially and are open cases with Adult Protective Services. Guardianship, treatment alternatives, hoarding behaviors, code enforcement and limited resources are barriers to completely resolving the problems of mental illness in persons over 60.

Leveraging Efforts

Services are augmented through collaborations with other agencies to provide and/or enhance the existing program.

Performance Indicators

Goal: 250 Seniors

Actual: 358 Seniors*

*The Geriatric caseworkers exceeded their performance indicators and have developed alliances with community agencies to expedite the delivery of services to those citizens in their care.

Outcome Measures

The Project measured the number of clients placed outside of their homes into nursing facility, group homes, boarding homes, etc. The number of client's who received treatment during the intervention and those who were stabilized as a result of the intervention.

- **109** seniors placed into emergency treatment and assisted living facilities
- **330** seniors received mental health services by social service referrals
- **322** clients were stabilized as a result of the intervention

Adjustments or Improvements

The Geriatric caseworkers have adjusted to the new working environment due to the shift to the Police Department. This has been a positive move and has facilitated the relationship between the workers and law enforcement.

IDIS Activity: 11585

Project Name: South Dallas Community Court

The City of Dallas opened its first Community Court on September 30, 2004. Located in the Martin Luther King, Jr. Community Center, the Community Court arraigns defendants arrested for “quality-of-life” crimes including: hazardous code violations, possession of drug paraphernalia, litter, minor assaults, manifestation of prostitution, overgrown vegetation, illegal dumping and others.

Defendants cited for Class C misdemeanor crimes committed in the South Dallas/Fair Park target area appear before the Community Court within 1-7 days after the citation is issued. Those who plead guilty or no contest are ordered to perform community service restitution and/or attend rehabilitative and educational programs.

The Community Courts gets the community involved in the criminal justice system, restores the community where the crime is committed, and also seeks to rehabilitate individuals to prevent them from committing additional criminal acts.

The Community Court manager, community service restitution coordinator, social service coordinator, and court clerk work full-time for the Community Court. Additional part time staff assist with court and community activities. The Community Court operates one docket per week every Thursday, with a morning and afternoon docket. Community Service is performed on Wednesdays and Fridays by the Community Court defendants. The truancy students perform community service hours on the 2nd and 4th Saturday of each month. Treatment, job referrals, code classes and social service follow-ups are conducted on Mondays, Tuesdays and Wednesdays.

The South Dallas Community Court is recognized on a National Level as a “*MENTOR COURT*” that serves as a mentor for jurisdictions that want to do a better job combating neighborhood crime. The court works with the Center for Court Innovation to provide guidance in developing strategies that combine accountability (such as mandatory participation in community restitution projects) with help (such as links to drug treatment and job training). Within this Fiscal Year 2012/13 we have had visitors and elected officials from Latin America to visit the South Dallas Community Court. They have secured funding in their perspective cities to start their first Community Court.

We continue to work with the New Life Opportunity Initiative, an initiative designed to assist young women engaged in “Prostitution” to get a new start, i.e. rehabilitation, drug treatment, housing, and treatment. The initiative is conducted the first Wednesday night of each month where we take the court and social service providers to the “streets”. This is collaboration with twenty-three social service volunteers, over 30 law enforcement officers, (5) healthcare providers, one municipal judge, (2) court staff and a community prosecutor. Participants meet at a truck stop or parking lot in the target areas from 6:00 p.m. – 3:00 a.m. in order to make arrests, process the defendants, and

offer specialized services in order to better serve the community and offer a greater chance for rehabilitation.

The New Life Opportunity Initiative represents a cultural change for law enforcement and for the courts while serving the South Dallas community service area.

The South Dallas Community Court also participates in various other public service activities:

- In January, the court participated in the “Up Close and Personal” event hosted by Councilwoman, Carolyn Davis. The guest speaker for the Martin Luther King, Jr. banquet was John “Hope” Bryant.
- The Community Courts conducted its 8th annual job fair in collaboration with K-104 Radio Station and Texas Work Source Commission, for defendants of the court and people in the surrounding communities in need of employment and social services. We had over 600 participants at this event.
- The South Dallas Community Court participated in the annual Code Conference at the Fair Park, city wide Chief on the Beat and National Night Out.
- Special Events: Community Court staff and partners provided school supplies for disadvantaged students, Thanksgiving baskets for defendants and their families, Christmas toys and clothing for defendants and citizens in the court’s target area.

Also, the Community Court and staff work in collaboration with the Martin Luther King, Jr. Family Clinic, Martin Luther King, Jr. Recreation Center, Dallas County Nutrition Program, Dallas Urban League, Dallas County Health and Human Services and several other City departments to make sure our elderly, disabled and youth are aware of all the services provided by each agency.

The **South Dallas Community Court** heard cases on **46** Thursdays. In those **46** days, we processed **2,156** cases. Defendants performed **5,666** community service hours, assigned hours **6,288**, compliance ratio of **90%**, and completed **331** Community Service Projects. The Social Service Coordinator made **384** social service/treatment referrals and short term case management of **218** defendants. **31%** received alcohol and drug referrals, **7.5%** job referrals and training, **2.3%** received in-patient treatment, **65 %** received housing, food and transportation vouchers and GED. Total number of graduates: **139**

Census track population: 107,440 people.

Project Name: South Oak Cliff Community Court IDIS Activity # 11586

The City of Dallas opened its third Community Court April, 2010. Located in the Historical DART Police Headquarters at 2111 South Corinth Street, the Community Court arraigns defendants arrested for “quality-of-life” crimes including: hazardous code violations, possession of drug paraphernalia, litter, minor assaults, manifestation of prostitution, overgrown vegetation, illegal dumping and others.

Defendants cited for Class C misdemeanor crimes committed in the South Oak Cliff target area appear before the Community Court within 1-7 days after the citation is issued. Those who plead guilty or no contest are ordered to perform community service restitution and/or attend rehabilitative and educational programs.

The Community Courts get the community involved in the criminal justice system, restores the community where the crime is committed, and also seeks to rehabilitate individuals to prevent them from committing additional criminal acts.

The Community Court manager, community service restitution coordinator, social service coordinator, and court clerk work full-time for the Community Court. Additional part time staff assist with court and community activities. The Community Court operates one docket per week every Monday, with a morning and afternoon docket. Community Service is performed on Wednesdays and Fridays by the Community Court defendants. The truancy students perform community service hours on the 2nd and 4th Saturday of each month. Treatment, job referrals, code classes and social service follow-ups are conducted on Tuesdays, Wednesdays and Thursdays of each week.

In 2013, the Community Court conducted its first community job fair in collaboration with K-104 Radio Station, local business partners, City departments and non-profit agencies. We had over 300 participants at this event.

The South Oak Cliff Community Court also participates in various other public service activities:

- The Community Court staff helped to provide school supplies for disadvantaged students in the court’s target area.
- Along with court partners, the South Oak Cliff Community Court help provide Thanksgiving baskets and Christmas toys and clothing to defendants and citizens in the court’s service area.
- The Court conducted a Social Service Networking Event for the court and over 35 partnering agencies to pool their resources and be more aware of the current events in their perspective agencies.

- The South Oak Cliff Community Court participated in the annual Code Conference at the Fair Park, city wide Chief on the Beat and National Night Out.
- Currently Court staff is participating in the Mayor's "GROW SOUTH INITIATIVE".

Each Community Court participates in all National Night Out events, town hall meetings, and budget meetings in their perspective service areas to help keep the community abreast of services offered by Community Courts and partners.

Also, the Community Court and staff work in collaboration with the Martin Luther King, Jr. Family Clinic, Martin Luther King, Jr. Recreation Center, Dallas County Nutrition Program, Dallas Urban League, Dallas County Health and Human Services and all City Departments to make sure our elderly, disabled and youth are aware of all the services provided by each agency.

The **South Oak Cliff Community Court** heard cases on 54 Mondays. In those 54 days, we processed 1101 cases. Defendants performed 1,202 community service hours, assigned 2,564 hours, and compliance ratio of 47% and completed 111 community service projects. The Social Service Coordinator made 230 social service/treatment referrals and short term case management of 129 defendants. 13% received alcohol and drug referrals, 7% job referrals and training, 1% received in-patient treatment, 5% attended Code Classes, 9% received housing, food and transportation vouchers and GED. Defendants are often required (upon the completion of their Social Service Assessment) to receive more than one referral. In addition, 45 defendants satisfied all the conditions of their probation. Defendants are always given the option to pay their fines and court cost in lieu of performing community service hours.

Census track population: 73,906 people.

- The South Oak Cliff Community Court Celebrated its Third Anniversary Celebration, with Community Stakeholders, Homeowners Association Presidents and Elected Officials.
- The Court held a Community Court Social Mixer and invited various Social Services, Healthcare and Business Owners to exchange valuable information to the citizens within the court's target area.
- Staff traveled to Tulsa, Oklahoma to participate in the Justice for Veterans Treatment Court Conference.
- Staff traveled to Philadelphia, Pennsylvania to attend and participate in the panel discussion on Revitalizing Vacant Properties Conference.

- Staff has applied for several grants, i.e. Adult Drug Court, Veterans Treatment, PDI & Mental Health Court.
- The PDI had a success story that was “HIGHLIGHTED ON CHANNE 4” evening news with Shaun Rabb.
- In May, 2013 during a HUD SITE & MONITORING VISIT, the representative from HUD stated how impressed they were with how organized SOCCC books, services provided and how community services for the crimes committed is managed. HUD was also impressed with the court having a certified interpreter available for defendants who spoke Spanish.

Project Name: West Dallas Community Court IDIS Activity # 11587

The City of Dallas opened its second Community Court on November 18, 2008. Located in the West Dallas Multi Purpose Center, the Community Court arraigns defendants arrested for “quality-of-life” crimes including: hazardous code violations, possession of drug paraphernalia, litter, minor assaults, and manifestation of prostitution, overgrown vegetation, illegal dumping and others.

Defendants cited for Class C misdemeanor crimes committed in the Southwest/West Dallas target area appear before the Community Court within 1-7 days after the citation is issued. Those who plead guilty or no contest are ordered to perform community service restitution and/or attend rehabilitative and educational programs.

The Community Courts seeks to involve the community in the criminal justice system, works to restore the community where the crime is committed, and seeks to rehabilitate individuals to prevent them from committing other criminal acts.

The Community Court manager, community service restitution coordinator, social service coordinator, and court clerk work full-time for the Community Court. Additional part time staff assist with court and community activities. The Community Court operates one docket per week every Tuesday, with a morning and afternoon docket. Community Service is performed on Wednesdays and Fridays by the Community Court defendants. The truancy students perform community service hours on the 2nd and 4th Saturday of each month. Treatment, job referrals, code classes and social service follow-ups are conducted on Mondays, Wednesdays and Thursdays of each week.

In 2012-2013, the Community Court conducted its first job fair in collaboration with K-104 Radio Station, Texas Work Source Commission and West Dallas Multi Purpose staff for defendants of the court and people in the surrounding communities in need of employment and social services. We had over 200 participants at this event.

The West Dallas Community Court also participates in various other activities to serve the public:

- Community Court staff helped to provide school supplies for disadvantaged students in the court's target area.
- The Court assisted with providing Thanksgiving baskets and Christmas toys and clothing for citizens in the court's target area.
- In May 2013, the West Dallas Community Court hosted their 2nd annual job fair with the West Dallas Multipurpose Career Resource Center.
- In November 2012, the Community Court staff worked in collaboration with West Dallas Multipurpose Center Social Service Department and TXU representatives participated in the TXU customer appreciation day to assist TXU clients with paying their electric bills.
- Defendants are placed in short term Case Management they are required (but not limited to) to attend Code Classes, Job Search/Job Training, Drug or Alcohol Treatment, Housing, Apply for Disability Benefits or Social Security Benefits.
- Report to Social Service Worker on a weekly basis to monitor their progress and assist where needed, i.e. obtaining a certified copy of their Birth Certificate or purchasing a State Issued Identification.
- Participate in supervised Community Service Projects three days per week and Special Event Projects.

The **West Dallas Community Court** heard cases on **51** Tuesdays. In those **51** days, we processed **2,542** cases. Defendants performed 3,360 community service hours, assigned hours 5,316 and compliance ratio of 63% and completed 111 Community Service Projects. The Social Service Coordinator made 378 social service/treatment referrals and short term case managed 328 defendants. 11% received alcohol and drug referrals, 4% job referrals and training, received in-patient treatment, and attended life skill classes, 13% received housing, food and transportation vouchers, GED and 1% English as a Second Language Class. Defendants are often required (upon the completion of their Social Service Assessment) to receive more than one referral. In addition, 243 defendants satisfied all the conditions of their probation.

Census track population: 59,639 people.

FAIR HOUSING SUMMARY

DESCRIPTION/ACCOMPLISHMENTS: On June 12, 1992, the City of Dallas was granted interim certification and on April 24, 1995, final certification as a substantially equivalent fair housing agency. The Dallas Fair Housing Ordinance continues to be substantially equivalent to the Federal Fair Housing Act. The primary objective of the Fair Housing Office under the City of Dallas Comprehensive Plan is to affirmatively further fair housing. To that end, the fair housing accomplishments in FY 2012-13 are detailed below:

Enforcement – Filed and investigated 133 housing discrimination complaints and closed 94 cases, with 2 cases conciliated for \$1,900 and 27 cases settled for \$12,427 in monetary and valuable consideration.

Education and Training – Provided 72 fair housing presentations and promotional events and trained 2,072 citizens and housing providers and 321 city employees on fair housing rights and responsibilities.

Promotion/Outreach – Provided fair housing marketing through 115 (Spanish) sixty-second radio advertisements 45 (16 Spanish and 29 African American) newspaper advertisements printed bi-weekly in two newspapers.

Affordable Housing Assistance

- Monitored 36 Affirmative Fair Housing Marketing Plans for City-assisted multifamily family housing developments.
- Distributed 425 government assisted housing/affordable housing referral packets.
- Maintain and update semi-annually list of 275 government-assisted affordable multifamily units in Dallas for distribution to citizens.
- Received, processed and made necessary referrals for 1,378 citizen request for services.

Fair Housing Enhancements

The Fair Housing Office enhanced the webpage by adding a link for a survey regarding the Analysis of Impediments to Fair Housing Choice in an effort to receive input from the citizens of Dallas.

Summary of Analysis of Impediments

Based on the 2007 Analysis of Impediments and Five Year Strategic Plan, impediments to fair housing choice are defined as any actions, omissions, or decisions which have the effect of restricting housing choice or the availability of housing choice on the basis of race, color, religion, sex, handicap, familial status, or national origin. The 2007 Report indicated impediments in the following areas:

- Public and private rental housing access and services
- Private purchase and financing information and services
- Difficult access to information on Community Care facilities for persons with disabilities
- Need for fair housing opportunities in affordable housing programs

Below are the actions taken during the FY 2012-13 program year to overcome the effects of the impediments and to affirmatively further fair housing:

- Distributed 425 government assisted housing/affordable housing referral packets.
- Held an annual Fair Housing Awareness month event where 25 organizations participated in an effort to provide education and outreach to the underrepresented.
- Partnered with the City of Garland FHAP to provide Fair Housing Outreach and training.
- Conducted outreach events with non-profits and the Real Estate community to provide education on Fair Housing.
- Awarded Consultant Contract to begin new study on Analysis of Impediments for the City of Dallas.
- Partnered with the City of Dallas Code Compliance Department to provide education on Fair Housing during the presentation of the new City Ordinance regarding group homes established to protect the elderly and disabled.

PROJECT NAME: DEDICATED SAFE II EXP. INSP. SUPPORT-POLICE/FIRE/CODE

IDIS ACTIVITY: 11609, 11608, 11607

DESCRIPTION/ACCOMPLISHMENTS: This program enhances code enforcement efforts by collaborating with the Dallas Police Department and Code Compliance to focus on substandard properties where criminal activities hamper or prevent community revitalization in CDBG eligible census tracts. Targeted areas are identified neighborhoods that evidence both high level of criminal activities and high number of code violations. The function of the SAFE Fire Inspector is to enforce city fire codes. The Fire Code officer determines the presence of violations, issues notices to comply, issue citations and testify in court on code violations as needed.

Fire Code Inspectors work along with Code Compliance and other supplemented community based strategies in target area to halt further decline/deterioration and assist in gaining ground on the revitalization of the area.

Funds supplement salary and related costs for two Fire Code Inspectors.

BARRIERS: The barriers to successfully meeting the identified priorities of the targeted CDBG-eligible census tracts in the code enforcement are deferred maintenance by residents due to low income financial factors, neighborhood characteristics, criminal activity, language diversity and restrictive legal obstacles.

LEVERAGING EFFORTS: In attempt to leverage funds, the SAFE Program utilized general funds and various outside groups and community events.

PERFORMANCE INDICATORS FY 2012-13:	<u>PROPOSED</u>	<u>ACTUAL</u>
	94,592 People	390,058People

Census Tracts: Citywide
Total Population in Service Area: 4,468
Census Tract Percent Low/Mod: 84.20

OUTCOME MEASURES: Total number of building safety and fire codes identified, brought into compliance, and/or investigated: 2,482

ADJUSTMENT/IMPROVEMENTS: The SAFE Program can be improved with additional human resources, tools and removal of public nuisances that cause blight and encourage criminal elements within eligible census tracts.

CDBG/NIP Activity Report

Oct. 1, 2012-Sept. 30, 2013

Code Violaton Case Type	NIP Area 1 Southwest		NIP Area 2 Southeast			NIP Area 3 Southeast		NIP Area 4 Southwest		*NIP Area 5 (South Central District)								
	101.01	101.02	25.00	27.01	27.02	39.02	115.00	20.00	48.00	55.00	57.00	87.03	87.04	87.05	88.01	88.02	113.00	114.01
PREMISE																		
Bulky Trash	47	40	135	16	161	5	6	15	7	31	52	20	24	71	11	34	280	32
High Weeds	706	164	870	814	699	1,028	417	155	189	388	776	777	233	265	132	596	431	787
Litter	639	195	729	711	790	850	316	205	99	274	473	514	123	108	68	308	105	657
Obstruction	106	30	68	162	53	31	4	27	12	47	22	152	14	23	44	172	26	121
Illegal Dumping	193	105	64	34	18	60	9	353	43	90	205	51	40	12	20	68	64	63
Illegal Land Use	19	35	36	10	6		1	13	19	10	7	10	14	8	4	4	11	5
Illegal Outside Storage	176	276	97	70	18	9	10	16	9	26	29	44	17	37	7	17	33	13
Illegal Garbage Placement	67	49	122	12	12	3		59	2	10	6	8	3	9	1	6	66	4
Parking on Unapproved Surfaces	94	77	44	28	86	23	30	19	8	27	53	41	21	23	17	80	31	35
Oversized Vehicles	2	1	7	4	9	4	2		1		2	1	4		2	2	6	
Junk Motor Vehicles	80	28	103	41	59	45	39	8		50	66	79	55	71	35	27	87	29
Illegal Fence	11	17	7	1	7	1	1	1		1	3		2	3		4	3	1
Graffiti Private Property	38	18	78	3	6	1	3	169	222	20	12	1	1	1	4	20	4	2
Life Hazard	9	36	6		1	1	2	1		4	10	2	3		4	4	5	4
STRUCTURAL																		
Burned Out Structure				1	5			2		2	1	2		3		4		
Open and Vacant	17	8	28	85	34	44	28	8	7	37	70	42	25	21	10	36	19	14
Substandard Structure	40	34	253	138	170	33	30	39	15	53	56	48	34	18	41	78	36	18
MOW/CLEAN																		
*Closure Request	3	3	19	54	25	34	25	3	3	30	35	24	13	6	4	14	5	10
*Mow/Clean Request	458	57	428	495	576	705	286	115	98	233	359	333	118	101	45	240	65	410
*Litter Removal Request	191	47	201	367	523	506	150	23	19	76	199	160	47	38	9	99	16	339
Total Enforcement Activity Cases per NIP Census Tract (Non-Abatement)	2896	1120	3295	3046	3258	3383	1359	1231	753	1409	2436	2307	791	818	458	1813	1293	2544
Total NIP Inspector Enhancement Cases Per Area	2604	1356	147	2468	2886	1493	630	590	62	685	743	502	180	220	135	908	0	1905

Total Enforcement Activites= 34210

Total NIP Inspector Enhancement Activities= 17514

Results 51.20%

Neely Blackman, District Manager/NIP Coordinator

Data Compiled-CRMS

S.A.F.E. Team FY 2012-13 Activity

QUARTER ACTIVITY	JAN-MAR 2013			APR-JUN 2013			JUL-SEP 2013			OCT-DEC 2012			TOTAL
MONTHLY ACTIVITY	JAN	FEB	MAR	APR	MAY	JUN	JUL	AUG	SEP	OCT	NOV	DEC	FY 2012
PRELIMINARY CASES	5	16	5	7	9	17	14	1	7	10	9	4	104
OPEN CASES	12	10	14	12	11	14	14	9	7	14	12	12	141
1 WARRANT 1 LETTER	3	5	7	3	0	8	3	7	3	2	3	2	46
CASES CLOSED	29	20	40	22	34	26	11	20	20	23	7	21	273
ACCORD MEETINGS	11	17	12	7	13	15	6	15	7	17	8	7	135
INSPECTIONS (INCLUDES RE-INSPECTIONS)	80	72	74	46	73	91	92	75	75	100	80	61	919
CODE VIOLATIONS (NOTICED)	132	110	103	60	323	166	108	33	84	209	180	143	1651
NO. UNITS INSPECTED	315	214	279	127	337	350	285	312	249	505	433	356	3762
FIRE VIOLATIONS (NOTICED)	51	38	50	23	167	148	69	37	82	96	60	10	831
NO. UNITS INSPECTED	197	233	270	38	338	284	245	125	243	312	365	277	2922



FY 2012-13 ACTION PLAN UPDATES

Underneath each activity please summarize the actions that were taken to accomplish departmental goals. If no actions were taken, please explain and summarize any activities planned for the future.

91.220(h) Public Housing

Below are actions taken during FY 2012-13 to address the needs of public housing and actions taken to encourage public housing residents to become more involved in management and participation in homeownership:

HOU Section 8 Housing Choice Voucher Homeownership. Dallas Housing Authority’s (DHA) goal is to assist 20 voucher holders to become homeowners per fiscal year.

In FY 2013, there have been five (5) closings for vouchers which were issued at the end of 2012. Three (3) additional homeownership vouchers have been issued. All three are in the financing stage and scheduled to close by the end of 2013. This year 162 people have attended homeownership orientations.

HOU Frazier Courts. DHA will build 53 homeownership units on the Frazier Court site.

In FY 2007-08, a joint effort began between DHA, Inner City Development (ICDC), Habitat for Humanity, and the City of Dallas with \$1.2 million for infrastructure. Fifty-one (51) affordable homes were to be at or below 80% of the area median family income and annual progression of the development is as follows:

Program Year	# of Units
08-09	10
09-10	22
10-11	8
11-12	11
Total	51

As of FY 2012-13, ICDC occupies the three (3) remaining units that were not occupied in FY 2011-12. As planned, two (2) of the 11 units sold in FY 2012-13 and the remaining six (6) units are still occupied for rental.

HOU Family Self-Sufficiency (FSS) Program. DHA will work with the existing FSS families as well as new enrollees who have identified homeownership as their goal in their Contract of Participation. DHA will work with these families to develop individualized plans to address relevant issues to qualify for a mortgage loan.

FY 2012-13 ACTION PLAN UPDATES

Public Housing FSS Program

FSS Participants are provided assistance with resources and referrals for credit counseling, banking information and financial skills improvement. Participants who complete the FSS Program are awarded their escrow accounts and may use these funds as a resource to help with down payments and/or closing costs or other expenses related to the purchase of a new home.

Currently DHA has 22 families enrolled in the Public Housing FSS program. Over the past year, a total of nine (9) families completed the FSS Program and were awarded over \$12,000 for completing their goals established in the program. DHA continues to work with the Dallas Youth Council, Brookhaven College, North Texas Food Bank, and the local Texas Workforce Commission to provide services, training and opportunities to families.

HCV FSS Program

Currently DHA has 578 families enrolled in the HCV FSS program. Two residents bought homes after completing the FSS Program in 2012. DHA worked with the Dallas Urban League, Dress for Success, North Texas Housing Coalition, BCL of Texas, Dallas County Home Loan Counseling Center and the local Texas Workforce Commission to provide training and employment opportunities to families. In addition to collaborating with various partners in the community, DHA has held two job readiness workshops, hosted a hiring event and a career fair.

In FY 2012-13, the City provided \$2.5M in Bond funding for infrastructure as a loan to DHA for construction of the previously known Turner Courts property, now called Buckeye Trail Commons. The property will have affordable rental units, a recreation center, and surrounding food venues.

91.220(i) Homeless and other special needs activities

Below are actions that were taken during FY 2012-13 to reduce the number of homeless individuals and families:

HOU Prevention of Homelessness. Emergency Solutions Grant (ESG) funds were used to provide homeless prevention activities; shelter services activities (essential services/operations); rapid re-housing, and data management services. Homeless Assistance staff at The Bridge provided essential services to assist 300 homeless individuals with benefit eligibility services. Approximately 356 individuals received homeless prevention services, Operational funds received by emergency and or transitional shelters were used to provide services to 2,009 individuals/families. Child care was provided for 94 homeless children, 76 individuals received legal assistance and 300 individuals received assistance to access benefits. A total of 2675 [Table 3A-Homeless Services-Ess.SL-1,Opr.SL-2,Prev.DH-2; 140 Rapid Re-Housing not shown on Table 3A], individuals were served during the term, of which 564 individuals reported being chronically homeless, 134 veterans, 410 victims of domestic violence, 461 severe mentally ill, 183 chronic substance abusers, 18

FY 2012-13 ACTION PLAN UPDATES

persons with HIV/AIDS, 103 elderly and 439 reported other disabilities.

HOME Investment Partnerships Program (HOME) – Tenant Based Rental Assistance (TBRA) funds were used to provide rental assistance to 59 [Table 3A-Homeless Services-TBRA-DH-2] households.

Housing Opportunities for Persons with AIDS (HOPWA) funds were used to address the housing and supportive services needs of low-income persons with HIV/AIDS and their families in the Dallas EMSA. Approximately 419 [Table 3A-Other Housing-Prevention-DH-2] households were assisted with short-term rent, mortgage, and utility (STRMU) assistance and 196 [Table 3A-Other Housing-TBRA-DH-2] households were assisted with TBRA. Funds were used to support facility based housing for 183 [Table 3A-Other Housing-Operations-DH-2] households. The HOPWA Program continued to experience considerable demand for STRMU assistance, and is just slightly above target in TBRA. The Program is slightly below target for facilities due to lower client turnover. In FY 2011-12, a substantial amendment was made to the budget to reallocate \$150,000 from Housing Facilities Operations to Housing Facilities Rehab/Repair – to make funds available to meet facility rehab/repair needs. These funds were competitively bid and awarded to AIDS Services of Dallas for replacement of the roof and entry door and remodel of the fourth floor kitchen at Hillcrest House, as well as replacement of the windows at Revlon Apartment. During FY 2012-13, the roof replacement for the 64 [Table 3A-Other Housing-Facilities Rehab-DH-2] units at Hillcrest House was completed, and the remaining projects are expected to be completed in FY2013-14. **Note:** [Table 3A-Other Housing-Supportive Services-DH-2 totaling 930 comprises the 419 STRMU, 196 TBRA, 183 Facility Based less 6 receiving more than one service stated above, and the below stated 124 Homeless Outreach plus the 14 Medically Managed households].

HOPWA funds were also used to provide other supportive services to 124 households with homeless outreach and 14 households with medically managed day care. In FY 2012-13, the HOPWA Program implemented a new project, “Homebase for Housing”, to provide housing information services and resource identification for HIV+ persons living in the Dallas EMSA. “Homebase for Housing” includes an HIV Housing Resource Center where 150 clients received one-on-one assistance in locating affordable housing resources and programs. The project also includes a website and searchable database of local community housing resources. Over 3,200 persons accessed the website during FY 2012-13, with 757 housing searches in the database.

During FY 2012-13, the City of Dallas continued its housing program for ex-offenders with HIV/AIDS on parole for non-violent offense through the City’s community re-entry program, Project Reconnect. The FY 2009 HOPWA competitive renewal grant for \$721,000 ended on December 31, 2012 and served an overall total of 53 households. Twenty-six of those households carried over to the FY2012 renewal grant for \$746,853, which began January 1, 2013 and will end on December 31, 2015.

In addition, during FY 2012-13, the City of Dallas continued the FY 2011 HOPWA competitive grant for \$1,287,500 for January 1, 2012

FY 2012-13 ACTION PLAN UPDATES

through December 31, 2014. Under the grant, the City of Dallas continued to provide transitional housing for ex-offenders on parole, probation, and time served, assisting 39 households in the first year and 55 households to date. As well, the City of Dallas has completed the community wide planning project under the grant, and developed and submitted the integrated HIV/AIDS Housing Plan (IHHP) strategy for the area. The strategy, which includes the HIV housing resource center and database described above, is being implemented over the remainder of the grant.

Dallas ISD announced the opening of its second Teen Drop-In Center at J L Patton High School. Beginning October 3, 2013 homeless teens at this school will have weekly access to food, hygiene needs, clothing, case management services, etc.

HOU Permanent Housing. Shelter Plus Care funds provided rental assistance to 298 [Table 3A-Homeless Services-SPC-DH-2] homeless individuals and families. The Supportive Housing Program provided rental assistance to 143 [Table 3A-Homeless Services-SHP-DH-2] homeless persons: 51 households were assisted in Transitional Housing while 93 were assisted in the project based Permanent Supportive Housing Programs. The programs also provided matching funds in the form of community-based social services such as job training and placement, psychiatric counseling, food, clothing, furniture, health care, child care, drug and alcohol treatment, and life skills classes to provide a comprehensive assistance plan for the homeless.

During FY 2012-13, administration of the FY 2012 Shelter Plus Care renewal grant for the Hillcrest House project was brought in-house at the City of Dallas, effective May 12, 2013. Since the SRO Mod Rehab component of the Shelter Plus Care program was discontinued under the new Continuum of Care Interim Rule, the Hillcrest House project was converted to project-based rental assistance, and administration reverted to the City of Dallas as grantee, rather than the housing authority.

HOU Movement of Homeless Persons into Permanent Housing. Metro Dallas Homeless Alliance (MDHA) remains the paramount single Homeless Authority on Dallas region Continuum of Care homeless issues and continues to make significant strides in carrying out its Ten Year Plan to end Chronic Homelessness, reporting the following accomplishments:

FY 2012-13 ACTION PLAN UPDATES

On January 25, 2013, Metro Dallas Homeless Alliance, in collaborations with volunteers from the social services community, the Texas Real Estate Council, the City of Dallas Crisis Intervention Team, and the Dallas Police Department, conducted its annual homeless count for 2013 for Dallas. The 2013 results revealed the following highlights:

- The number of chronically homeless individuals, those homeless longer than one year with a disability, totaled 568 -- an increase from 2012's total of 407.
- The number of chronic homeless individuals has decreased 52 percent since 2004 when the 10-Year Plan to End Homelessness was prepared.
- The number of people sleeping outdoors or in abandoned buildings has dropped 45 percent from 2005 to 2013.
- The number of people living in permanent supportive housing increased 1,363 percent from 2005 to 2013. (Two thousand three hundred and twelve (2,312) adults and children are now living in Permanent Supportive Housing).
- The total homeless population number of 2,972 declined 13 percent in 2013 from the 3,447 counted in 2012.
- Of homeless adults who answered surveys, 28% reported becoming homeless within the last year.
- The number of homeless families increased. A total of 345 adults who responded to the surveys reported children living with them on the night of the Count. This figure has risen 36 percent since 2010.
- The Count identified twenty-three chronically homeless families, those homeless longer than one year with a parent who has a disability. HUD expanded the definition of chronically homeless to include families and this information is being reported for the second year. Families experiencing homelessness can be more difficult to identify because they often stay in their cars or other places that are not as visible as living on the streets.
- The number of homeless youth, which includes runaways, unaccompanied by a parent or guardian increased to 241. This 27 percent increase is likely due to a new effort to count this population, which often remains invisible and additional Dallas County school districts providing their information as of the date of the Count.

FY 2012-13 ACTION PLAN UPDATES

The Dallas community has made substantial progress in moving chronically homeless single adults into permanent supportive housing. Permanent supportive housing (PSH) includes a mental health professional to help residents succeed in housing. Success in housing means fewer homeless individuals on the streets and in emergency shelters, reduced jail and criminal justice costs and reduced psychiatric and other hospitalizations. The decrease in chronic homelessness since 2004 can be attributed to the increased number of permanent supportive housing units for chronically homeless individuals. Chronically homeless individuals have long histories of homelessness and disabilities.

Bridge Steps, LLC operates The Bridge Homeless Assistance Center (HAC) which is a campus of residential and social services facilities designed to meet gaps in social services for homeless individuals, serving up to 1,400 people per day. The Bridge is open 24 hours per day, 7-days a week and has become the central entry-point within the Dallas Continuum of Care for homeless persons seeking services, resulting in increased outreach effectiveness by streamlining and coordinating community-wide outreach and referrals. The Bridge houses multiple service providers including: Parkland Hospital's Homeless Medical Services, Legal Aid of Northwest Texas, Veteran's Administration, Dallas Metrocare Services, and the Social Security Administration. In essence, a one-stop facility has been created which alleviates the need for homeless individuals to travel across town to appointments with multiple agencies. Services rendered range from basic needs, survival services, low-demand/interim shelter focused on rapid re-housing, three meals a day, case management, laundry and shower, medical and psychiatric clinics, pharmacies, employment training, phone and computer banks, library, and storage facility.

HOU **Other Special Needs Activities**

- Approximately 5,222 [Table 3A-Public Service-City Office of Senior Affairs-SL-1] seniors age 60+ years were provided with information and referrals.
- The Nursing Home Ombudsman program received and investigated 1,218 complaints; of which 937 (76%) were resolved.
- The Senior Medical Transportation Program provided door to door service for 451 seniors and completed 5403 trips to and from medical appointments.
- In FY 2012-13, the City awarded two (2) service contracts for senior care to Catholic Charities and Senior Citizens of Greater Dallas. The awards totaled \$73,049 and served approximately 1,315 seniors with care management and ombudsman services.

FY 2012-13 ACTION PLAN UPDATES

91.220 (j) Barriers to affordable housing

Below are actions that were taken during FY 2012-13 to remove or ameliorate the negative effects of public policies that serve as barriers to affordable housing:

HOU Continue working to eliminate barriers that limit the production or feasibility of affordable housing construction that is within its local government capacity.

The Neighborhood Investment Program (NIP) focuses initiatives such as infill housing, home repair, neighborhood beautification, and infrastructure improvements in five targeted areas.

HOU In FY 2012-13, the City continued to provide interim construction loans and gap financing loans in the amount of \$3,076,870 in HOME funds to three (3) Community Housing Development Organizations (CHDOs) and three (3) nonprofit developers for construction of 54 affordable housing unit (22 single family and 32 multifamily [Table 3A-Rental Housing-DH-2, ELI, LI, & MI]). The units are located in the following projects, Thornton Heights, Bexar Street Revitalization, Pittman Place, Fair Park Estates, Pleasant Oaks, Heroes House and Catholic Housing Initiative. An additional \$700,000 was contracted in a loan to the Bexar Street Revitalization project for a CBDO for construction of 4 units.

The City continued the One-Stop Permit Center to provide information and services relevant to the construction and development process and assisted in resolving development issues when interfacing with other City departments. Staff assistance is available from the Building Inspection Division, Sustainable Development and Construction Department, Water Department, and Fire Department. The Housing/Community Services department liaison continued to serve as a single point of contact to coordinate requests for action when:

- Navigating City administrative and development policies and procedures;
- Code and criminal violations occur in target neighborhoods; and
- Negotiation of needs is required to resolve issues generated by incompatible administrative and operational systems or between two or more organizations attempting to implement a development project.

HOU Streamline development and review process, which should result in fewer development delays that may affect building costs.

The Development Division streamlined the project review process by working closely with developers prior to project submission to advise them of their project needs. Additionally, staff continues to work together throughout several divisions to communicate issues prior to them arising. In FY 2012-13, this effort resulted in 11 new affordable housing contracts with CHDOs and non-profit developers.

FY 2012-13 ACTION PLAN UPDATES

HOU Continue the City's Growth Policy Plan to encourage the protection of residential communities for low-income households and appropriate land use policies that provide the framework for community stability and growth.

The NIP focuses initiatives such as infill housing, home repair, neighborhood beautification, and infrastructure improvements in five targeted areas.

The Development Division worked closely with several CHDOs to ensure that the visual integrity of the community was not compromised in the design of new units replacing old.

HOU Continue to support efforts of non-profit and for-profit developers in the provision of affordable housing through federal funds and local resource subsidies.

The City of Dallas provided non-profit and for-profit developers loans/grants for acquisition of vacant and improved properties, pre-development and development costs.

In FY 2012-13, the City continued to provide interim construction loans and gap financing loans in the amount of \$3,076,870 in HOME funds to three (3) Community Housing Development Organizations (CHDOs) and three (3) nonprofit developers for construction of 54 affordable housing unit (22 single family and 32 multifamily[Table 3A-Rental Housing-DH-2, ELI, LI, & MI]). The units are located in the following projects, Thornton Heights, Bexar Street Revitalization, Pittman Place, Fair Park Estates, Pleasant Oaks, Heroes House and Catholic Housing Initiative. An additional \$700,000 was contracted in a loan to the Bexar Street Revitalization project for a CBDO for construction of 4 units.

Staff and the U.S. Department of Housing provided technical and other assistance to CHDOs, as requested, to facilitate the production of affordable housing. Additionally, the Nonprofit Development Section provided interim construction financing, as well as gap financing, to aid in the affordability and construction of housing units.

91.220 (k) Other Actions

Below are actions that were taken during FY 2012-13 to address obstacles to meeting underserved needs:

- HOU**
- Fifth year of partnership with Dallas County for routine testing of homeless clients for Tuberculosis at The Bridge.

FY 2012-13 ACTION PLAN UPDATES

- Collaborated with the Veterans Administration to organize the 2012 Homeless Stand Down to provide services, clothing, job opportunities and health care to homeless persons.
- City collaborated with Workforce Solutions of Greater Dallas for FY13 as a local match partner in the amount of \$400,000, as well as DISD'S PEP Program, to assist high school students with child care so they are able to graduate, Child Care Management Assistance Program (CCMA) Parents, and parents of Head Start of Greater Dallas. We identify parents who need to be assisted but cannot qualify for these programs.
- Collaborated with Ryan White Planning Council of the Dallas Area to address issues relevant to persons with HIV/AIDS and their families.
- Friends Seniors Affairs, a non-profit agency, developed advocacy programs for affordable housing for seniors and assisted-living residences for low and middle-income seniors.
- Collaborated with other agencies through the MDHA to address homeless issues under the Continuum of Care.

HOU Below are actions that were taken during FY 2012-13 to foster and maintain affordable housing:

Create and operate an interdepartmental Boarding House Inspection Team designed to inspect boarding facilities for safety and code violations, along with quality of life issues for residents.

Continue to prioritize the creation and maintenance of housing stock in Dallas.

Housing/Community Services Department focused seventy-six percent (76%) of the grant funds it received toward the creation and maintenance of affordable housing in Dallas:

- Seventy-six percent (76%) of the department's \$11,709,448 CDBG budget, eighty-six percent (86%) of the HOME budget of \$4,750,686, thirty-seven percent (37%) of the ESG budget of \$1,375,313, and seventy-nine percent (79%) of the HOPWA budget of \$4,060,375 were dedicated to affordable housing activities.
- Availability/accessibility of decent housing was provided to 3,293 households/units/people through various programs administered by the department.

FY 2012-13 ACTION PLAN UPDATES

- 613 low-income homeowners received assistance through various programs administered by the department.

Activities for low-income homeowners consist of the following:

1. Reconstruction/SHARE Program assisted 17 homeowners [Table 3A Reconstruction/SHARE-DH-3] in receiving a replacement house. Of these 17 houses, 16 replacements houses were funded with HOME funds totaling \$1,595,400 and 1 replacement was funded with both CDBG funds totaling \$7,710 and HOME funds totaling \$95,290. Expenditures totaled \$1,698,400 for the 17 homes replaced.

Reconstruction of 5 houses is underway and is being funded with both HOME and CDBG funds.

2. Major System Repair Program completed 159 projects [Table 3A – MSRP- DH-2]. Expenditures totaled \$2,115,602.58 for the 159 projects. There are 68 projects underway, all funded with CDBG funds.
3. Mortgage Assistance Program (MAP) assisted 64 homeowners [Table 3A-MAP- DH-1]. Twenty-seven (27) received mortgage and home repair assistance (\$34,101.30) and the remaining 37 received \$458,799.71 (HOME) and \$385,700.29 (CDBG) assistance. Expenditures totaled \$844,500.
4. CHDO Program rented or sold 31 units [Table 3A-CHDO-DH-2, ELI, LI, & MI] with HOME funds totaling \$2,024,518 and CDBG funds \$420,000. The nonprofit developers constructed and rented or sold ten (10) units with HOME funds in the amount of \$872,659.
5. People Helping People Program completed 302 [Table 3A-PHP-DH-3] projects. 168 of the 302 projects had products/materials funded by CDBG expenditures totaling \$230,423.75. The remaining 134 projects had products/materials such as heaters, pest control service, and glass service that were donated.

HOU Follow the Goals and Implementation Measures for the Forward Dallas! Policy Plan including:

- **Ensure a sustainable and efficient long-range housing supply;**
- **Answer the need for housing options; and**
- **Expand affordable housing alternatives.**

The City of Dallas adopted an ordinance establishing a green building program regulating new construction work in the City for all residential and commercial buildings projects. The Nonprofit Development Section of the Housing/Community Services Department

FY 2012-13 ACTION PLAN UPDATES

provided loans/grants to CHDOs for development of affordable housing. Newly constructed homes met the Green Building and Energy Star Certification requirements. Heating and air conditioning units were and continue to be high efficiency units. In existing homes, the City installed high efficiency heating and air conditioning units. The City continues to work with developers as they submit proposals for single and multi-family as well as mixed use housing and economic developments.

In FY 2012-13, the CHDOs and non-profit developers constructed 41 units that met Green Building and Energy Star Certification.

HOU Below are actions that were taken during FY 2012-13 to evaluate and reduce Lead-Based Paint (LBP) hazards:

Provide each family receiving federal assistance information regarding LBP hazards.

The MAP provides homebuyers information from visual lead-based paint inspections by trained personnel. All LBP hazards identified during inspection must be addressed prior to closing.

HOU To reduce LBP hazards, the Housing/Community Services Department has increased demolition of older housing stock with the potential of lead hazards.

The City of Dallas Housing/Community Services Department's Home Repair Program strives to preserve and restore the existing stock for low income homeowners in the City of Dallas. The program provides assistance to homeowners for the repair and reconstruction of homes.

The Reconstruction Program is a referral program from the MSRP and provides assistance when the house is in irreparable condition. The City demolishes and builds a new home on the same homeowner site. The house is built to Energy Star certification.

HOU Increase access to housing without LBP hazards through development of new housing stock and redevelopment of older neighborhoods through various housing programs.

The City of Dallas provided non-profit and for-profit developers loans/grants for acquisition and construction costs. Forty-one (41) houses were constructed and sold to low to moderate income homebuyers through the Nonprofit Development Section of the Housing Department.

Through the NIP, CDBG targeted areas within the City of Dallas are being strategically redeveloped. Home Repairs and infrastructure improvements are being made in the Bexar Street and other target neighborhoods.

HOU The plan for reduction of LBP hazards relates to the extent of LBP poisoning and hazards by testing for the presence of lead, mitigating or removing potential hazards, increasing safer environments, and requiring third-party certified

FY 2012-13 ACTION PLAN UPDATES

clearances.

The Home Repair Program was revised to discontinue repairs that warrant assessments of lead-based paint. The Program allowed repair or replacement of four major systems: plumbing, electrical, roof, and HVAC. Homes that were identified to have deteriorated paint were referred to non-federally funded programs.

HOU LBP hazard reduction is integrated into housing policies and programs by incorporating clauses referring to contractor's requirements to use safe work practices; and in cases of LBP removal, contractors are required to be certified lead abatement firms.

The Home Repair Program established an Inspection Checklist that ensures major system repair projects are exempt under 24 CFR Sec 35.1350(d). All projects must be exempt in order to proceed. However, if a project underway exceeds de minimis, procedures have been established that mitigate lead exposure using safe work practices performed and or supervised by certified LBP abatement contractors. Clearance must be achieved.

HOU Inspect federally assisted homes before purchase to ensure minimum housing standards are met. This includes inspection for LBP hazards for pre-1978 homes. Sellers prior to closing and subsequent move-in by homebuyers must address identified hazards.

The City adopted a plan for the inspection and abatement of LBP hazards for pre-1978 homes in its MAP and Home Repair Program. The plan provides funds for repairs on purchased homes so that all identified LBP hazards will be addressed prior to closing.

HOU Below are actions that were taken during FY 2012-13 the next year to reduce the number of poverty level families:

The City of Dallas Housing programs are designed in part to address the needs of individuals/families below 80% of AMFI.

The homebuyer and home repair programs target low-income families and do not require repayment of liens, except upon resale or transfer. Income levels were raised to assist households up to 80% AMFI. To be eligible for assistance through the home repair programs, the homeowner's annual household income cannot exceed 80% AMFI. Over 33% of the beneficiaries of home repair programs assistance have incomes at or below 30% AMFI. In FY 2012-13, 17 low income households were approved for newly reconstructed homes when they were living in homes that were beyond repair.

HOU The Housing programs include assistance with rental units, homeowner maintenance assistance, homeownership assistance and home repair assistance.

- 613 low-income homeowners received assistance through various programs administered by the City of Dallas Housing

FY 2012-13 ACTION PLAN UPDATES

Department.

- Availability/accessibility of decent housing was provided to 3,293 households/units/people through various programs administered by the department.
- Activities for low-income homeowners consist of the following:
 1. Reconstruction/SHARE Program assisted 17 homeowners [Table 3A Reconstruction/SHARE-DH-3] in receiving a replacement house. Of these 17 houses, 16 replacements houses were funded with HOME funds totaling \$1,595,400 and 1 replacement was funded with both CDBG funds totaling \$7,710 and HOME funds totaling \$95,290. Expenditures totaled \$1,698,400 for the 17 homes replaced.

Reconstruction of 5 houses is underway and is being funded with both HOME and CDBG funds.
 2. Major System Repair Program completed 159 projects [Table 3A – MSRP- DH-2]. Expenditures totaled \$2,115,602.58 for the 159 projects. There are 68 projects underway, all funded with CDBG funds.
 3. Mortgage Assistance Program (MAP) assisted 64 homeowners [Table 3A-MAP- DH-1]. Twenty-seven (27) received mortgage and home repair assistance (\$34,101.30) and the remaining 37 received \$458,799.71 (HOME) and \$385,700.29 (CDBG) assistance. Expenditures totaled \$844,500.
 4. CHDO Program rented or sold 31 units [Table 3A-CHDO-DH-2, ELI, LI, & MI] with HOME funds totaling \$2,024,518 and CDBG funds \$420,000. The nonprofit developers constructed and rented or sold ten (10) units with HOME funds in the amount of \$872,659.
 5. People Helping People Program completed 302 [Table 3A-PHP-DH-3] projects. 168 of the 302 projects had products/materials funded by CDBG expenditures totaling \$230,423.75. The remaining 134 projects had products/materials such as heaters, pest control service, and glass service that were donated.

HOU Programs operated by the DHA, Dallas Housing Finance Corporation (HFC), and the City's non-profit partners also address poverty level individuals/families (i.e. public housing, low income housing tax credit projects, homeownership assistance, and transitional housing) on a neighborhood level.

The DHA addressed poverty by providing housing to low-income families through the following programs in neighborhoods throughout the City and housing assistance in the metropolitan area: public housing, Section 8, low-income housing tax credits,

FY 2012-13 ACTION PLAN UPDATES

private activity bonds, homeownership assistance and transitional housing.

In FY 2012-13, DHA exercised an option to target permanent supportive housing through a pilot program for persons with developmental or intellectual disabilities. To date, 2 contracts have been awarded that will provide housing subsidy for 15 households.

In 2011, DHA closed on Buckeye Trail Commons and Buckeye Trail Commons II in South Dallas. These new housing communities are being constructed on the former Turner Courts public housing development site. The new communities will include 323 housing units, a Head Start Center, Teen Center and Recreation Center. The intergeneration housing will include a mix of incomes and will include 85 units for seniors only. Financing includes low-income housing tax credits, tax exempt bonds, DHA funds, Developer funds, and City funds. Residential construction is anticipated to be complete in late 2013. Construction of the community building will be complete in 2014.

HOU Altogether, the housing partners operate programs that reduce the amount of poverty throughout the city of Dallas through self-sufficiency and financial independence.

DHA offered premier resident initiatives for all families assisted through both the public housing and Section 8 programs. The Phoenix Self-Sufficiency Program, funded through the Phoenix Foundation, allowed families in both programs access to scholarship funds to begin or resume their college education, receive paid internships in most DHA departments related to specific academic disciplines, and opportunities to experience college life while they were secondary students. More than 65% of the participants in the activities in the Phoenix Programs were Section 8 families.

DHA also maintained productive partnerships with community-based agencies that provided on-site services to public housing residents. Those services ranged from neighborhood network centers where residents learned basic and advanced computer applications to Head Start Child Care Centers that operate on three DHA housing sites to recreational programs operated by the Boys and Girls Club of America and Young Men Christian Athletes; as well as faith-based organizations such as H.I.S. Bridge Builders.

In FY 2012-13, DHA partnered with several providers to offer Career Development and General Education Development (GED), Youth Education and Career Exploration programs, Life Skills Workshops with a Certified Professional Life Coach, and Food and Nutrition programs to Frazier residents. Partnerships included Wilkinson Center, Dallas Youth Council, Inc., North Texas Fatherhood Initiative, Kijana Martin, CPC, and Texas Agri-Life Extension Service. A partnership with Dress for Success was recently established

FY 2012-13 ACTION PLAN UPDATES

to provide services to women who reside in DHA properties that include suitings for women seeking employment and on-site job readiness workshops. The suiting includes one complete interview outfit with accessories. These services are scheduled to begin in November 2013. The job readiness workshops training sessions will begin in 2014 and will cover interviewing techniques, customizing your résumé for different positions, navigating LinkedIn as well as other social media for job leads. Residents will also receive one-on-one career coaching and networking.

DHA continues to provide all families access to employment services provided in the Frazier Neighborhood Network Center (FNNC). Services available include job placement assistance, quarterly job fairs, pre-employment skills training, resume writing, weekly job postings, referrals to vocational rehabilitation programs, adult and educational literacy programs; and Section 3 resident employment and training. During FY13, DHA hosted the Texas Construction Career Academy in the FNNC. UT Arlington-Division for Enterprise Development facilitated the two week program that provided participants training in the Highway Construction Industry. A total of 26 individuals enrolled in the training, completed the course and graduated. After the training, a job fair was held with eleven employers taking applications and hiring on the spot. Eleven participants were hired.

FY 2012-13 Update: DHA Established the Phoenix Self-Sufficiency Foundation (PSSF) in 1996 to encourage residents to further their education beyond high school. The Phoenix Self-Sufficiency Foundation is a non-profit corporation organized specifically to: Create and maintain education programs, to create job training opportunities, to award Annual Scholarships, to create and maintain any additional programs with the same purposes of benefitting low income residents on housing programs administered by DHA.

For the 2012-2013 Academic Year, \$151,520.00 was awarded to 58 recipients.

The Phoenix Foundation also provides internships to its high school and college students. For the 2012-13 year, The Phoenix Foundation has employed 26 students at an approximate net payout of \$59,144.00.

The Phoenix Foundation has awarded over \$100,000.00 in scholarship to over 700 students. In addition to providing 378 students with internships at a net pay out of \$977,906.90.

The Phoenix Foundation provided 72 middle school students with a College Tour experience; exposing them to college life on three college campuses where they interacted with students and staff. Since the Think College Early Program inception over 300 students in 6th-8th grade have had the opportunity to participate in the two-day College Tour.

HOU Continue to build on the senior medical transportation program which allows older adults to make and keep medical appointments without using their limited funds to cover the costs.

FY 2012-13 ACTION PLAN UPDATES

The Senior Medical Transportation Program (SMTP) serves citizens in Zip Code areas 75206, 75209, 75210, 75211, 75212, 75215, 75216, 75217, 75235, and 75241. During FY 2012-13, the SMTP provided door-to-door service for 451 clients and completed 5403 trips to and from medical appointments.

HOU Offer information via the Community Centers (MLK and WDMC) on financial literacy while clients are waiting to be served by the Social Services Division, either in the form of videos or literature.

Approximately 1,690 individuals received financial assistance through the Community Centers Social Services Programs and information regarding financial literacy classes.

HOU Offer quarterly financial literacy classes through a partnership with Consumer Credit Counseling via the Community Centers. Persons completing the course will receive a certificate of completion and a voucher for one-on-one financial counseling.

Approximately 845 [Table 3A-Other Self Sufficiency Partner-SL-1] clients attended financial literacy classes sponsored by the Community Centers in cooperation with Capital One Bank and Consumer Credit Counseling.

HOU Continue access to information regarding employment opportunities through the job view kiosks located at the Community Centers. Texas Workforce Commission has a satellite office at MLK Center. Interested persons can complete job searches at the center or online.

Approximately 32,796 job seekers utilized Job View Kiosks at the Community Centers.

HOU Continue to host job fairs at the Community Centers and assist citizens in their efforts to become job-ready by teaching them how to set up e-mail addresses, résumé writing assistance, interviewing techniques, and other skills.

Workforce Solutions hosted approximately 29 mini job fairs from September 2012 to October 2013. Over 1,996 Individuals attended, of which 59 were hired. The Community Centers and the Community Court co-sponsored the Annual MLK community job fair in which 554 job seekers participated. Approximately 32,796 customers visited Workforce Solutions and had access to the use the computers/resource room and approximately 4,120 customers attended the job search/job readiness classes. The Community Centers' classes consisted of the following training: résumé building, interview and communication skills, English basics, positive attitudes and motivation, stress management and other topics to help customers to become job-ready. Community Voice Mail was available to job seekers. Approximately 2,133 citizens received instruction in basic computer classes offered by El Centro Community College at WDMC. The Career Resource Coordinator assisted clients with résumé writing, e-mail set up, etc. Academic

FY 2012-13 ACTION PLAN UPDATES

Realities at MLK and El Centro at WDMC continue to offer basic computer classes.

Below are actions that were taken during FY 2012-13 to develop institutional structure:

HOU Continue dialogue with all housing providers to coordinate services and leverage private and public funds.

The Housing/Community Services Department is an active participant with the North Texas Housing Coalition (NTHC). The Housing/Community Services Department staff participates in the North Texas Community Development Association meetings on a regular basis.

HOU Continue to support the Dallas HFC.

The Economic Development Department staff provides administrative services, financial, investment, compliance with regulations on multi-family and single-family tax exempt bonds to the Dallas HFC. Staff drafted City Housing Committee briefs and prepared City Council action items in support of tax-exempt bonds to finance multi-family, new construction-rehabilitation and single-family mortgages and mortgage credit certificates. Staff hosted quarterly and special meetings with the HFC.

HOU Continue to provide technical assistance and capacity building support for non-profit developers.

The Nonprofit Development Section of the Housing/Community Services Department processed and dispersed \$200,000 in Operating Assistance Grants to seven (7) CHDOS. In FY 2012-13, 9 organizations were certified as CHDOs. Seven (7) received CHDO operating funds for a total of \$200,000 and five (5) received Housing Services grants in the amount of \$50,000. Staff continued to provide technical and other assistance to CHDOs, as requested, to facilitate the production of affordable housing. In the coming year, technical assistance will be coordinated to provide continual resources to CHDOs.

HOU Continue to strengthen the partnerships between the City, State, and HUD.

For FY 2012-13 funding year, the 9% LIHTC Program, 5 proposal waivers were presented to the City Council for consideration and 5 were approved. The Texas Department of Housing and Community Affairs (TDHCA) approved a commitment of tax credits for 2013 for Flora Street Lofts, Summit Place, and Wynnewood Family Housing (Phase II). Flora Street Lofts will be leveraged with \$1.1M of HOME funds.

Four applications approved by Council and submitted to HUD for Section 108 Guaranteed Loan Funds Program funds have received awards: Continental Building - \$7,600,000, Lancaster Urban Village - \$8,492,000, Lake Highlands Town Center - \$13,350,000, and Atmos Lofts Phase II - \$11,750,000. Construction for Continental Building was completed in March 2013. Construction for

FY 2012-13 ACTION PLAN UPDATES

Lancaster Urban Village and Atmos Lofts is underway with completion anticipated in December 2013 and March 2014, respectively. Loan closing and construction are pending for the Lake Highlands project. Continental Building produced 41 affordable housing rental units for households with incomes at 80% AMFI or less. The projects under construction will collectively produce 163 affordable units and approximately 75 permanent full-time jobs held by persons with low- to moderate-incomes. An additional Section 108 application approved by Council was submitted to HUD for the Holiday Inn & Suites project and is pending HUD's approval of award. The Lake Highlands and Holiday Inn projects will collectively produce approximately 484 permanent full-time jobs held by persons with low- to moderate-incomes.

HOU Pursue private resources to increase flexibility in the delivery of affordable housing developments.

Housing/Community Services Department continued to research, advocate and apply for funds from local, state, federal and private sources. Staff continues to coordinate advocacy activities on behalf of affordable housing development organizations.

HOU Continue to work closely with the DHA and Dallas County in the service of low and moderate income families and in the creation of affordable housing.

In FY 2007-08, a joint effort began between DHA, Inner City Development (ICDC), Habitat for Humanity, and the City of Dallas with \$1.2 million for development. Fifty-one (51) affordable homes at or below 80% of the area median family income. During FY 2011-12, the remaining 11 of the 51 units were completed, in addition to the 40 that were built and sold in FYs 08-10. With the construction of the final homes in 2011 by ICDC, this joint effort has been completed. As of FY 2012-13, ICDC occupies the three (3) remaining units that were not occupied in FY 2011-12. As planned, two (2) of the 11 units sold in FY 2012-13 and the remaining six (6) units are still occupied for rental.

HOU Below are actions taken during FY 2012-13 to enhance coordination between public and private housing and social service agencies:

Continue to have frequent meetings with public and private housing advocates, housing producers, and social service agencies to seek more opportunities to work together to produce affordable and supportive housing.

The Housing/Community Services Department is an active participant with the North Texas Housing Coalition (NTHC). The Housing/Community Services Department staff participates in the North Texas Community Development Association meetings also.

HOU Continue to provide referral and repair services through the City's People Helping People program. The People Helping People Program is funded with CDBG funds and consists of caseworkers that provide referral services for senior and

FY 2012-13 ACTION PLAN UPDATES

disabled citizens and coordinates volunteer assistance for minor repairs to client's homes.

The City's People Helping People Program makes referrals to appropriate social service agencies and other sources of assistance, including the City's Emergency and Home Repair Programs.

Three hundred and two (302) services were completed in FY 2012-13 through the City's People Helping People program (PHP) using thousands of volunteers from across the city. PHP staff worked closely with area nonprofits to assist low income, elderly and disabled homeowners with minor exterior repairs services. The program also provides free volunteer specialty services such as pest extermination, heater service, AC window unit installation and glass replacement.

HOU Continue collaborative efforts with agencies providing supportive services to the homeless and those at risk of becoming homeless to avoid duplication of services.

- Continue HOPWA client eligibility verification process to prevent the same client from receiving duplicate short-term assistance from different agency providers and from receiving short-term assistance for a unit already subsidized through other programs.
- Continue collaborations with MDHA and with Ryan White Planning Council of the Dallas Area.

HOU MDHA will continue its collaborative efforts to develop strategies to address homes issues.

MDHA coordinates and prepares the Dallas Continuum of Care (Super NOFA) applications for submission to HUD for funding to serve the homeless. The total grant request in the 2011 Continuum of Care Application, for the FY 2012-13 awards, was in the amount of \$15,278,910.

Underneath each activity please summarize the actions that were taken to accomplish departmental goals. If no actions were taken, please explain and summarize any activities planned for the future.

91.220 (k) Other Actions

Below are actions that were taken during FY 2012-13 to address obstacles to meeting underserved needs:

ECO Below are actions taken during FY 2012-13 to financially assist small and minority businesses:

Provide financial assistance for business retention, expansion, and new startups.

Make capital available through loan programs for expansions of businesses, and new business start-ups, thereby resulting in the creation and retention of employment opportunities for area residents.

FY 2012-13 ACTION PLAN UPDATES

ECO Below are actions to taken during FY 2012-13 to provide technical assistance to low to moderate income persons who either own or are interested in developing a micro-enterprise:

Provide technical assistance to enhance, neighborhood business services, opportunities for business ownership and economic development for low to moderate income persons in the City of Dallas. This may have a particular beneficial impact for those in the South, East, and West areas of Dallas.

Provide community resources for business information and orientation through comprehensive technical assistance services. Technical assistance may be included, but not be limited to: counseling/seminars regarding business structures, business registration with the state, business planning, loan applications, market research, marketing, accounting, taxes, management, procurement, hiring, payroll, M/WBE certification, micro-enterprise incubator program, and other services relevant to business start-up and capacity building for existing microenterprise businesses. This assistance may provide particular benefit to those in South, East, and West areas of Dallas.

**CITY OF DALLAS - PROGRAM YEARS 2008-2012 CONSOLIDATED PLAN
TABLE 3A - SUMMARY OF SPECIFIC ANNUAL OBJECTIVES AND OUTCOMES**

Dept	Project Name/Specific Objective	Funds Source	Outcome	Accomplishment Type	Program Year	Numbers		Percent Complete	Program Year 2012-13 Comments
						Proposed	Actual		
HOUSING NEEDS - Homeownership Opportunities									
HOU	Mortgage Assistance Program	CDBG/ HOME/ ADDI	Provide downpayment assistance, closing costs, principle reduction and/or costs for minor repairs for homes to qualify.	Housing Units	2008	400	386	97%	Program was brought in-house in Oct 2012. program implementation and staffing delays led to lower than expected production. In addition, budget cuts would have only allowed approximately 127 loans out of the 400 budgeted.
					2009	400	295	74%	
	2010	400	132	33%					
	2011	400	192	48%					
	2012	400	64	16%					
						5-Year Goal	2,000		
HOU	Residential Development Acquisition Loan Program and Development Programs	CDBG/ HOME	Provide developers with loans/grants for acquisition of vacant and improved properties, predevelopment and development costs, operating assistance and development, etc.	Housing Units	2008	100	74	74%	Due to reductions in budgets, and changes in regulatory requirements, the FY 2012-13 unit count was significantly lower than anticipated in FY 2008.
					2009	100	56	56%	
	2010	100	76	76%					
	2011	100	88	88%					
	2012	100	0	0%					
						5-Year Goal	500		
HOUSING NEEDS - Homebuyer/Homeownership Counseling									
HOU	Housing Services Program	CDBG/ HOME	Provide homebuyer outreach, education, counseling, foreclosure counseling and mortgage qualification.	Housing Units	2008	100	386	386%	Due to the economic downturn, the FY 2012-13 unit count was significantly lower than anticipated in FY 2008. There are less homebuyers being approved by the mortgage companies.
					2009	100	295	295%	
	2010	100							
	2011	100	44	44%					
	2012	100	40	40%					
						5-Year Goal	500		
HOUSING NEEDS - Homeowner Repairs									
HOU	Reconstruction/SHARE	CDBG/ HOME	Provide homeowners assistance for demolition of existing home and reconstruction of a new house on the lot; deferred payment loans.	Households	2008	35	64	183%	Reduction of entitlement. Received funds to complete 16 reconstructions.
					2009	35	45	129%	
	2010	35	40	114%					
	2011	35	36	103%					
	2012	35	17	49%					
						5-Year Goal	175		
HOU	Major Systems Repair Program	CDBG	Provide eligible low income and handicapped homeowners with repairs to or replacement of major housing systems.	Households	2008	65	257	395%	Increased numbers of contractors and used additional reprogrammed funds.
					2009	65	144	222%	
	2010	65	120	185%					
	2011	65	106	163%					
	2012	65	159	245%					
						5-Year Goal	325		
HOU	People Helping People	CDBG	Provide volunteers/contracted services to lower income, elderly, and disabled, single-family homeowners for minor exterior repairs.	Households	2008	300	378	126%	
					2009	300	386	129%	
	2010	300	235	78%					
	2011	300	293	98%					
	2012	300	302	101%					
						5-Year Goal	1,500		
HOUSING NEEDS - Critical home repair and excessive cost of utilities for elderly homeowners									
DWU	Minor Plumbing Repair/Replacement Program	CDBG/ General Fund	Provide leak repairs, low flow toilet and fixture replacement and minor plumbing repair assistance to low income, senior citizen homeowners.	People	2008	75	48	64%	The number of customers actually served under the budget amount is ultimately determined by the average cost per household serviced. The current average cost of service range is between \$500 and \$600 per household. Therefore, a proposed number of 175, for example, is a way out of range for the funding provided for the program.
					2009	100	46	46%	
	2010	125	79	63%					
	2011	150	91	61%					
	2012	175	96	55%					
						5-Year Goal	625		

**CITY OF DALLAS - PROGRAM YEARS 2008-2012 CONSOLIDATED PLAN
TABLE 3A - SUMMARY OF SPECIFIC ANNUAL OBJECTIVES AND OUTCOMES**

Dept	Project Name/Specific Objective	Funds Source	Outcome	Accomplishment Type	Program Year	Numbers		Percent Complete	Program Year 2012-13 Comments
						Proposed	Actual		
HOUSING NEEDS - Rental Housing									
HOU	DH-2: Affordability of Decent Housing	CDBG/ HOME	Extremely low income	Households	2008	10	8	80%	
					2009	10	75	750%	
					2010	10	152	1520%	
					2011	10	2	20%	
					2012	10	9	90%	
						5-Year Goal	50		
HOU	DH-2: Affordability of Decent Housing	CDBG/ HOME	Low income	Households	2008	5	0	0%	
					2009	5	43	860%	
					2010	5	147	2940%	
					2011	5	7	140%	
					2012	5	5	100%	
						5-Year Goal	25		
HOU	DH-2: Affordability of Decent Housing	CDBG/ HOME	Moderate income	Households	2008	5	0	0%	Due to the economy and difficulty in obtaining mortgage financing, and changes in the federal regulations, developers were not selling units but instead renting units.
					2009	5	60	1200%	
					2010	5	7	140%	
					2011	5	17	340%	
					2012	5	18	360%	
						5-Year Goal	25		
HOUSING NEEDS - Homeownership Opportunities									
HOU	CHDO Development Loans and Mortgage Assistance Program DH-2: Affordability of Decent Housing	CDBG/ HOME	Extremely low income	Households	2008	85	153	180%	Due to reductions in budgets, and economic downturn, the FY 2012-13 unit count was significantly lower than anticipated in FY 2008.
					2009	85	123	145%	
					2010	85	0	0%	
					2011	85	9	11%	
					2012	85	3	4%	
						5-Year Goal	425		
HOU	CHDO Development Loans and Mortgage Assistance Program DH-2: Affordability of Decent Housing	CDBG/ HOME	Low income	Households	2008	172	170	99%	Due to reductions in budgets and economic downturn, the FY 2012-13 unit count was significantly lower than anticipated in FY 2008.
					2009	172	120	70%	
					2010	172	15	9%	
					2011	172	5	3%	
					2012	172	4	2%	
						5-Year Goal	860		
HOU	CHDO Development Loans DH-2: Affordability of Decent Housing	CDBG/ HOME	Moderate income	Households	2008	143	137	96%	Due to reductions in budgets and economic downturn, the FY 2012-13 unit count was significantly lower than anticipated in FY 2008.
					2009	143	117	82%	
					2010	143	38	27%	
					2011	143	88	62%	
					2012	143	24	17%	
						5-Year Goal	715		
HOUSING NEEDS - Legal Commitments/Mandates									
DEV	Relocation Assistance DH-2: Affordability of Decent Housing	CDBG	Provide funding and assistance for relocation assistance.	People	2008	8	10	125%	No relocation services were rendered in FY 2012-13.
					2009	0	5	0%	
					2010	0	2	0%	
					2011	0	0	0%	
					2012	0	0	0%	
						5-Year Goal	8		

**CITY OF DALLAS - PROGRAM YEARS 2008-2012 CONSOLIDATED PLAN
TABLE 3A - SUMMARY OF SPECIFIC ANNUAL OBJECTIVES AND OUTCOMES**

Dept	Project Name/Specific Objective	Funds Source	Outcome	Accomplishment Type	Program Year	Numbers		Percent Complete	Program Year 2012-13 Comments
						Proposed	Actual		
HOUSING NEEDS - Other Housing/Neighborhood Revitalization and Code Enforcement									
HOU	Neighborhood Enhancement Program	CDBG	Provide toolbox of neighborhood improvements to increase aesthetic appeal and complement community development efforts in neighborhood investment and other strategically targeted areas.	People	2008	28,631	14,911	52%	Program received fewer funds for the past 2 years, therefore concentration efforts in fewer NIP areas.
					2009	28,631	47,200	165%	
	2010				28,631	15,115	53%		
	2011				28,631	13,829	48%		
	2012				28,631	15,532	54%		
						5-Year Goal	143,155		
DPD DFD CCS	Dedicated SAFE II Expansion Code Inspection - Police/Fire/Code	CDBG	Provide strict code and fire enforcement services to substandard properties in high crime areas to bring properties into code compliance.	People	2008	94,592	390,058	412%	
					2009	94,592	189,837	201%	
	2010				94,592	257,594	272%		
	2011				94,592	403,383	426%		
	2012				94,592	189,837	201%		
						5-Year Goal	472,960		
ATT	Neighborhood Investment Program - Code Compliance	CDBG	Reduce neighborhood deterioration by working with Code Compliance to reduce the number of low-grade crimes and public nuisance violations in the targeted neighborhood areas (3 program sites).	People	2008	38,224	37,553	98%	Program not funded in FY 2012-13.
					2009	38,224			
	2010				38,224				
	2011				38,224				
	2012				38,224				
						5-Year Goal	191,120		
ATT CCS	Community Prosecution Program - Code Enforcement	CDBG	Reduce neighborhood deterioration by reducing the number of low-grade crimes and public nuisance violations (6 program sites).	People	2008	221,332	150,551	68%	Program not funded in FY 2012-13.
					2009	221,332	221,322	100%	
	2010				221,332	151,291	68%		
	2011				221,332				
	2012				221,332				
						5-Year Goal	1,106,660		
HOMELESS SERVICES									
HOU	Temporary Emergency Housing	CDBG	Provide temporary housing to low income homeless families.	Families	2008	24	49	204%	Program not funded in FY 2012-13.
					2009	24	39	163%	
	2010				24				
	2011				24				
	2012				24				
						5-Year Goal	120		
HOU	Tenant Based Rental Assistance	HOME	Provide transitional rental assistance to homeless families and individuals for up to one year, up to 24 months.	Households	2008	102	169	166%	Program Services were provided for seven months instead of the traditional twelve months due to policy and program changes.
					2009	102	184	180%	
	2010				102	227	223%		
	2011				102	129	126%		
	2012				102	59	58%		
						5-Year Goal	510		
HOU	Shelter Plus Care	Shelter Plus Care	Provide long-term tenant based and project based rental assistance and supportive services to homeless families and individuals.	Households	2008	237	312	132%	Client's increased in income reduced amount of subsidy provided.
					2009	237	293	124%	
	2010				237	273	115%		
	2011				237	296	125%		
	2012				237	298	126%		
						5-Year Goal	1,185		

**CITY OF DALLAS - PROGRAM YEARS 2008-2012 CONSOLIDATED PLAN
TABLE 3A - SUMMARY OF SPECIFIC ANNUAL OBJECTIVES AND OUTCOMES**

Dept	Project Name/Specific Objective	Funds Source	Outcome	Accomplishment Type	Program Year	Numbers		Percent Complete	Program Year 2012-13 Comments
						Proposed	Actual		
HOU	Supportive Housing Program	Supportive Housing Program	Provide long-term and transitional tenant based and project based rental assistance and supportive services to homeless families and individuals.	Households	2008	107	136	127%	Client's vacated unit prior to term of assistance, thereby providing funding for additional assistance .
					2009	107	144	135%	
	2010				107	146	136%		
	2011				107	138	129%		
	2012				107	143	134%		
5-Year Goal						535			
HOU	Essential Services	ESG	Provide direct services to homeless persons to address employment, substance abuse treatment and health prevention services.	People	2008	642	676	105%	Number of nonprofits applying for and receiving essential services funds decreased during FY 2012-13.
					2009	642	680	106%	
	2010				642	1,222	190%		
	2011				642	633	99%		
	2012				642	170	26%		
5-Year Goal						3,210			
HOU	Operations	ESG/ General Fund	Provide operational costs for shelters or transitional housing facilities for homeless persons.	People	2008	1,650	6,530	396%	Increase in shelter use.
					2009	1,650	5,814	352%	
	2010				1,650	4,664	283%		
	2011				1,650	3,654	221%		
	2012				1,650	2,009	122%		
5-Year Goal						8,250			
HOU	Prevention	ESG	Provide rent/mortgage and utility assistance, security deposits, payment to prevent foreclosure on a home and other innovative programs to prevent the incidence of homelessness.	People	2008	753	833	111%	Emergency Solutions Grant funds limited funds to homeless prevention activities (more funds appropriated for rapid re-housing).
					2009	753	717	95%	
	2010				753	138	18%		
	2011				753	0	0%		
	2012				753	356	47%		
5-Year Goal						3,765			
HOU	Other Self-Sufficiency Partner Programs	Other	Provide computer literacy and other workforce development opportunities through partnerships with El Centro, Texas Workforce Commission, Dallas County Workforce and other local agencies.	People	2008	300	549	183%	Additional demand for employment assistance due to economic conditions.
					2009	300	309	103%	
	2010				300	516	172%		
	2011				300	459	153%		
	2012				300	845	282%		
5-Year Goal						1,500			
OTHER HOUSING - Persons living with HIV/AIDS and Their Families									
HOU	Tenant Based Rental Assistance	HOPWA	Provide long-term and transitional rental assistance to persons with HIV/AIDS and their families living in the metropolitan area.	Households	2008	195	155	79%	
					2009	195	171	88%	
	2010				195	193	99%		
	2011				195	189	97%		
	2012				195	196	101%		
5-Year Goal						975			
HOU	Prevention	HOPWA	Provide short-term rent, mortgage and utility assistance to persons with HIV/AIDS and their families living in the metropolitan area.	Households	2008	230	259	113%	Due to the economic conditions, increased demand for homeless prevention assistance continued into FY 2012. Increasing demand throughout the entire five-year period resulted in additional households being stabilized in their homes.
					2009	230	265	115%	
	2010				230				
	2011				230	370	161%		
	2012				230	419	182%		
5-Year Goal						1,150			
HOU	Operations	HOPWA	Provide operational costs, including lease, maintenance, utilities, insurance and furnishings for facilities that provide housing to persons with HIV/AIDS and their families living in the metropolitan area.	Households	2008	225	245	109%	Housing facilities served fewer households in FY 2012 due to less turnover at the facilities.
					2009	225	231	103%	
	2010				225	195	87%		
	2011				225	209	93%		
	2012				225	183	81%		
5-Year Goal						1,125			

**CITY OF DALLAS - PROGRAM YEARS 2008-2012 CONSOLIDATED PLAN
TABLE 3A - SUMMARY OF SPECIFIC ANNUAL OBJECTIVES AND OUTCOMES**

Dept	Project Name/Specific Objective	Funds Source	Outcome	Accomplishment Type	Program Year	Numbers		Percent Complete	Program Year 2012-13 Comments
						Proposed	Actual		
HOU	Supportive Services	HOPWA	Provide housing services, information, outreach and support to enhance the quality of life for persons living with HIV/AIDS and their families living in the metropolitan area, including hospice/respite care for affected	Households	2008	925	894	97%	
					2009	925	896	97%	
	2010				925	887	96%		
	2011				925	958	104%		
	2012				925	930	101%		
5-Year Goal						4,625			
HOU	Facilities Rehab/Repair	HOPWA	Provide rehabilitation/repair funds for facilities in operation that provide housing to persons with HIV/AIDS who live in the metropolitan area.	Housing Units	2008	50	68	136%	Funds are allocated to Facilities Rehab/Repair when needs are identified. In FY 2012, a replacement roof at Hillcrest House was completed.
					2009	0	49		
	2010				0	7	0%		
	2011				0	0	0%		
	2012				0	64	0%		
5-Year Goal						50			
PUBLIC SERVICE NEEDS - Youth Programs									
OCA	African-American Museum Youth Enrichment Program	CDBG	Provide weekend workshops and summer camps that promote artistic and cultural enrichment of African and African-American cultures for low/mod income youth.	Youth	2008	350	107	31%	Program not funded in FY 2012-13.
					2009	350	120	34%	
	2010				350	156	45%		
	2011				350				
	2012				350				
5-Year Goal						1,750			
OCA	Arts Education Program	CDBG	Provide the art of theatre while applying critical thinking skills, control of language and life skills.	Youth	2008	100	19	19%	Program not funded in FY 2012-13.
					2009	100	29	29%	
	2010				100	29	29%		
	2011				100	10	10%		
	2012				100				
5-Year Goal						500			
PKR	After-School/Summer Outreach Program	CDBG	Provide after-school and summer outreach programs for youth (ages 6-12) Monday-Friday through structured recreational, cultural, social and life skill activities.	Youth	2008	2,400	3,228	135%	Worsening economy over the past 5 years increased demand for services.
					2009	2,400	3,051	127%	
	2010				2,400	3,326	139%		
	2011				2,400	3,770	157%		
	2012				3,200	3,206	100%		
5-Year Goal						12,800			
PKR	Summer Youth Program	CDBG	Provide summer recreational programs for at-risk youth from low/mod income households at three sites.	Youth	2008	150	174	116%	Program not funded in FY 2012-13.
					2009	150	165	110%	
	2010				150	155	103%		
	2011								
	2012								
5-Year Goal						750			
HOU	Child Care Services Program	CDBG/ General Fund	Provide after-school programs and daycare for special needs children, homeless children and children with disabilities.	Youth	2008	116	338	291%	Due to increase in homeless needs and need for day care for disabled children and an influx of population growth, child care needs have increased.
					2009	116	541	466%	
	2010				116	530	457%		
	2011				116	411	354%		
	2012				116	755	651%		
5-Year Goal						580			
HOU	City Child Care Services	CDBG/ Texas Workforce Commission	Provide child care subsidies for low/mod income working parents and teenage parents who are attending school and do not qualify for any other form of public assistance.	Youth	2008	150	176	117%	Funding for FY 2012-13 was reduced therefore reducing the number of children that could be served by the grant.
					2009	150	203	135%	
	2010				150	144	96%		
	2011				150	88	59%		
	2012				150	107	71%		
5-Year Goal						750			

**CITY OF DALLAS - PROGRAM YEARS 2008-2012 CONSOLIDATED PLAN
TABLE 3A - SUMMARY OF SPECIFIC ANNUAL OBJECTIVES AND OUTCOMES**

Dept	Project Name/Specific Objective	Funds Source	Outcome	Accomplishment Type	Program Year	Numbers		Percent Complete	Program Year 2012-13 Comments
						Proposed	Actual		
PUBLIC SERVICE NEEDS - Clinical Health Programs									
HOU	Adolescent Substance Abuse - Inpatient	CDBG/ General Fund	Provide residential substance abuse treatment services and education for low income, medically indigent youth.	Youth	2008	18	15	83%	Program not funded in FY 2012-13.
					2009	18	12	67%	
	2010				18	20	111%		
	2011				18				
	2012				18				
						5-Year Goal	90		
HOU	Clinical Dental Care Program	CDBG	Provide dental health services to low income children and youth through age 19.	Youth	2008	500	433	87%	
					2009	500	380	76%	
	2010				500	678	136%		
	2011				500	352	70%		
	2012				500	525	105%		
						5-Year Goal	2,500		
PUBLIC SERVICE NEEDS - Senior Programs									
HOU	City Geriatric Health	CDBG	Provide nurse-managed preventive health clinics for high-risk adults ages 62+ to identify chronic and screenable disease conditions before they become debilitating.	Seniors	2008	1,050	967	92%	Program not funded in FY 2012-13.
					2009	1,050	531	51%	
	2010				1,050	611	58%		
	2011				1,050				
	2012				1,050				
						5-Year Goal	5,250		
DPD	City Crisis Intervention	CDBG	Provide case management to seniors experiencing mental health crisis, and link to services. Provide assertive street outreach, conduct assessments, and link unsheltered homes persons to treatment services.	People	2008	200	443	222%	
					2009	200	2,363	1182%	
	2010				200	2,245	1123%		
	2011				200	663	332%		
	2012				200	358	179%		
						5-Year Goal	1,000		
HOU	City Office of Senior Affairs	CDBG	Enhance the quality of life for older adults by disseminating support services information and providing direct and emergency support services.	Seniors	2008	4,800	4,510	94%	
					2009	4,800	5,395	112%	
	2010				4,800	4,987	104%		
	2011				4,800	5,379	112%		
	2012				4,800	5,222	109%		
						5-Year Goal	24,000		
HOU	Senior Services Program	CDBG	Provide case management and other programs for seniors, as well as investigative support services in both community and institutional settings.	Seniors	2008	1,500	1,330	89%	
					2009	1,500	1,445	96%	
	2010				1,500	1,412	94%		
	2011				1,500	1,103	74%		
	2012				1,500	1,315	88%		
						5-Year Goal	7,500		
PUBLIC SERVICE NEEDS - Other Public Service Activities (Youth)									
HOU	Teen Violence - Victim Outreach	CDBG	Provide programs in support of victims of teen violence prevention through education and direct services.	Youth	2008	300	450	150%	Program not funded in FY 2012-13.
					2009	300	306	102%	
	2010				300	328	109%		
	2011				300				
	2012				300				
						5-Year Goal	1,500		

**CITY OF DALLAS - PROGRAM YEARS 2008-2012 CONSOLIDATED PLAN
TABLE 3A - SUMMARY OF SPECIFIC ANNUAL OBJECTIVES AND OUTCOMES**

Dept	Project Name/Specific Objective	Funds Source	Outcome	Accomplishment Type	Program Year	Numbers		Percent Complete	Program Year 2012-13 Comments
						Proposed	Actual		
PKR	Youth Entrepreneurial After-School Program	CDBG	Provides youth with transferable work knowledge, skills and experience towards entrepreneurship.	Youth	2008				Program not funded in FY 2012-13.
					2009				
	2010				45	47	100%		
	2011								
	2012								
5-Year Goal						45			
PUBLIC SERVICE NEEDS - Other Public Service Activities (Non-Youth)									
DPD	City Crisis Intervention Homeless Outreach	CDBG	Provide outreach to chronic homeless individuals for the purpose of engagement, assessment and referral to professional agencies to help them become self-sufficient.	People	2008	2,000	2,058	103%	Program merged with City Crisis Intervention Program.
					2009				
	2010				2,000		0%		
	2011				2,000		0%		
	2012				2,000		0%		
5-Year Goal						8,000			
ECO	Small Business Development Training & Mentoring	CDBG	Provide hands-on business/financial literacy training, business development services, microcredit and support group mentoring to increase economic stability and self-sufficiency to low/mod income entrepreneurs.	People	2008				This program was canceled by the City.
					2009	150		0%	
	2010								
	2011								
	2012								
5-Year Goal									
HOU	Women's Outreach Program	CDBG	Provides supportive services to women being assisted from substance abuse, criminal behavior and mental illness into healthy and productive lifestyles.	People	2008				Program not funded in FY 2012-13.
					2009				
	2010				10	10	100%		
	2011								
	2012								
5-Year Goal						10			
LIB	Literacy Program	CDBG	Provides neighborhood parents and preschool children with interactive reading workshops and materials to enhance reading skills.	People	2008				Program not funded in FY 2012-13.
					2009				
	2010								
	2011								
	2012								
5-Year Goal						0			
HOU	Training and Employment for Adults with Disabilities	CDBG	Provides development of life skills, vocational training and job placement for adults with disabilities.	People	2008				
					2009				
	2010				165	151	92%		
	2011				150	70	47%		
	2012				125	146	117%		
5-Year Goal						440			
HOU	Offender Re-entry Program (HOU)	CDBG	Provide pre-/post-release employment and housing placement for ex-offenders, as well as address substance abuse and mental health needs.	People	2008	80	85	106%	Program services were provided for seven months instead of the traditional twelve months due to policy and program changes.
					2009	80	80	100%	
	2010				80	64	80%		
	2011				80	81	101%		
	2012				80	20	25%		
5-Year Goal						400			
HOU	Parenting and Early Childhood Development	CDBG	Provide parenting and child development skills to adolescent parents (up to age 18) of children 0-3 years old.	Families	2008	25	25	100%	Program not funded in FY 2012-13.
					2009	25	25	100%	
	2010				25	25	100%		
	2011				25				
	2012				25				
5-Year Goal						125			

CITY OF DALLAS - PROGRAM YEARS 2008-2012 CONSOLIDATED PLAN
TABLE 3A - SUMMARY OF SPECIFIC ANNUAL OBJECTIVES AND OUTCOMES

Dept	Project Name/Specific Objective	Funds Source	Outcome	Accomplishment Type	Program Year	Numbers		Percent Complete	Program Year 2012-13 Comments
						Proposed	Actual		
HOU	Community Youth and Senior Program (West Oak Cliff) SL-1: Availability/Accessibility of Sustainable Living Environment	CDBG	Provide educational, recreational and social services to children, youth and seniors in the area.	People	2008	60	33	55%	The one West Oak Cliff Senior Service provider closed their doors in June 2012. They were no longer receiving funds and reporting outcomes as of May 2012.
					2009	60			
					2010	60			
					2011	60	20	33%	
					2012	60			
5-Year Goal						300			
ATT	Offender Re-entry Program (ATT) SL-1: Availability/Accessibility of Sustainable Living Environment	CDBG	Provide ex-offenders an opportunity to re-enter the City of Dallas by providing a strategic plan to address needs of ex-offenders.	People	2008	950	6,458	680%	Program not funded in FY 2012-13.
					2009	950	6,425	676%	
					2010	950			
					2011	950			
					2012	950			
5-Year Goal						4,750			
ATT	South Dallas/Fair Park Community Court SL-1: Availability/Accessibility of Sustainable Living Environment	CDBG	Provide an opportunity to enforce municipal laws for offenses and code violations of properties.	People	2008	83,596	18,707	22%	
					2009	83,596	83,596	100%	
					2010	83,596	107,440	129%	
					2011	83,596	107,440	129%	
					2012	83,596	107,440	129%	
5-Year Goal						417,980			
ATT	South Oak Cliff Community Court SL-1: Availability/Accessibility of Sustainable Living Environment	CDBG	Provide an opportunity to enforce municipal laws for offenses and code violations of properties.	People	2008				
					2009				
					2010	73,906	73,906	100%	
					2011	73,906	73,906	100%	
					2012	73,906	73,906	100%	
5-Year Goal						221,718			
ATT	West Dallas Community Court SL-1: Availability/Accessibility of Sustainable Living Environment	CDBG	Provide an opportunity to enforce municipal laws for offenses and code violations of properties.	People	2008				
					2009				
					2010	59,639	59,639	100%	
					2011	59,639	59,639	100%	
					2012	59,639	59,639	100%	
5-Year Goal						178,917			
PUBLIC FACILITY NEEDS - Construct, Renovate or Expand City Facilities									
PKR	Recreational Facilities SL-3: Sustainability of Suitable Living Environment	CDBG/ Bond	N/A	People	2008				N/A
					2009				
					2010				
					2011				
					2012				
5-Year Goal						0			
PKR	Playgrounds SL-3: Sustainability of Suitable Living Environment	CDBG	N/A	People	2008				N/A
					2009				
					2010				
					2011				
					2012				
5-Year Goal						0			
PKR	Neighborhood Parks SL-3: Sustainability of Suitable Living Environment	CDBG	2009 - Ferguson Park Trail Improvements	People	2008	3	0	0%	N/A
					2009	1	0	0%	
					2010				
					2011				
					2012				
5-Year Goal						4			

**CITY OF DALLAS - PROGRAM YEARS 2008-2012 CONSOLIDATED PLAN
TABLE 3A - SUMMARY OF SPECIFIC ANNUAL OBJECTIVES AND OUTCOMES**

Dept	Project Name/Specific Objective	Funds Source	Outcome	Accomplishment Type	Program Year	Numbers		Percent Complete	Program Year 2012-13 Comments
						Proposed	Actual		
LIB	Library Facilities	CDBG	N/A	People	2008	0	0	0%	N/A
	SL-3: Sustainability of Suitable Living Environment				2009	0	0	0%	
					2010	0	0	0%	
					2011	0	0	0%	
					2012	0	0	0%	
5-Year Goal					0				
HOU	Public Improvements for Nonprofits	CDBG	Provide public improvement grant funds to non-profit organizations for neighborhood serving facilities.	People	2008	0	0	0%	
	SL-3: Sustainability of Suitable Living Environment				2009	0	0	0%	
					2010	0	0	0%	
					2011	0	0	0%	
					2012	1	0	0%	
5-Year Goal					1				
INFRASTRUCTURE - Infrastructure Improvements									
PBW	Neighborhood Street Petition Grant		Provides grants to low/mod income resident property owners for their share of the costs associated with alley, sidewalk and street paving improvements.	People	2008	25	11	44%	
	SL-3: Sustainability of Suitable Living Environment				2009	20	20	100%	
					2010	20	21	105%	
					2011	25	34	136%	
					2012	30	34	113%	
5-Year Goal					120				
PBW	Sidewalk Improvement Program	CDBG	Deteriorated sidewalks in the 300-900 blocks of North Marsalis Avenue will be replaced.	People	2008	40	0	0%	
	SL-3: Sustainability of Suitable Living Environment				2009	0	4	0%	
					2010	0	0	0%	
					2011	0	0	0%	
					2012	0	0	0%	
5-Year Goal					40				
HOU	Neighborhood Investment Program (NIP)	CDBG	Provide public improvement projects to address concerns for public health and safety and provide focus for new developments to stabilize neighborhoods and build communities.	People	2008	2,097	23,314	1112%	
	SL-3: Sustainability of Suitable Living Environment				2009	2,097	47,200	2251%	
					2010	2,097	23,876	1139%	
					2011	2,097	0	0%	
					2012	2,097	18,846	899%	
5-Year Goal					10,485				
ECONOMIC DEVELOPMENT - Financial Assistance to Small Businesses									
ECO	Southern Dallas Development Corporation (SDDC)	CDBG	Business loans (for profit).	Businesses	2008	10	6	60%	Loans: The CDBG Program income has limited funds available to meet the 10 loans per year goal set in this CAPER report. Per contract #BPZ1028 CR# 10-3056 SDDC has met this year's loan goal of a 5 loans per program year.
	EO-2: Affordability of Economic Opportunity				2009	10	5	50%	
					2010	10	3	30%	
					2011	10	5	50%	
					2012	10	5	50%	
5-Year Goal					50				
ECO	Southern Dallas Development Corporation (SDDC)	CDBG	Jobs created.	Jobs	2008	14	20	143%	The percentage increase is mainly due to the better economic conditions and continued outreach and marketing efforts of the CDBG RLP.
	EO-2: Affordability of Economic Opportunity				2009	14	16	114%	
					2010	14	39	279%	
					2011	14	22	157%	
					2012	14	41	293%	
5-Year Goal					70				
ECONOMIC DEVELOPMENT - Technical Assistance to LMI Persons Own/Developing Micro-Enterprise Businesses									
ECO	Business Assistance Centers (BACs)	CDBG	Provide comprehensive technical assistance (TA) and support services to micro-enterprise incubator tenants and existing businesses clients and prospective new micro-enterprises (8 BACs).	Businesses	2008	750	786	105%	In conjunction with other community outreach activity, the executive over this program has been promoting the BAC Program at various events. Partially, started in FY 2011-12 and continued in FY 2012-13.
	EO-2: Affordability of Economic Opportunity				2009	750	823	110%	
					2010	750	714	95%	
					2011	750	789	105%	
					2012	750	873	116%	
5-Year Goal					3,750				

**CITY OF DALLAS - PROGRAM YEARS 2008-2012 CONSOLIDATED PLAN
TABLE 3A - SUMMARY OF SPECIFIC ANNUAL OBJECTIVES AND OUTCOMES**

Dept	Project Name/Specific Objective	Funds Source	Outcome	Accomplishment Type	Program Year	Numbers		Percent Complete	Program Year 2012-13 Comments
						Proposed	Actual		
ECO	Business Assistance Centers (BACs)	CDBG	Total number attending BAC TA sessions or accessing support services. Number may include those potential entrepreneurs attending multiple TA sessions, but not captured in the above category (8 BACs).	People	2008	100	467	467%	N/A
					2009	100	554	554%	
	2010				100	883	883%		
	2011				100	940	940%		
	2012				100	0	0%		
						5-Year Goal	500		
OTHER NEEDS - Code Enforcement (Revitalize and Preserve Neighborhoods by Enhancing Code Enforcement Activities)									
CCS	Code Enforcement - Neighborhood Investment Program (NIP)	CDBG	Provide enhanced code enforcement activities in the targeted NIP areas.	Inspections	2008	5,800	4,495	78%	
					2009	6,380	10,826	170%	
	2010				7,018	17,457	249%		
	2011				7,719	18,361	238%		
	2012				8,490	17,514	206%		
						5-Year Goal	35,407		
CCS	Code Enforcement - Neighborhood Investment Program (NIP)	CDBG/ General Fund	Monitor and expand the Multifamily Inspection Program.	Units= Complexes	2008	1,045	1,426	136%	
					2009	1,045	1,528	146%	
	2010				1,045	1,447	138%		
	2011				1,045	1,304	125%		
	2012				1,045	1,209	116%		
						5-Year Goal	5,225		
CCS	Code Enforcement - Neighborhood Investment Program (NIP)	General Fund	Aggressively pursue the Graffiti Removal Program (abatement).	Buildings	2008	750	865	115%	
					2009	825	1,226	149%	
	2010				907	2,711	299%		
	2011				997	958	96%		
	2012				1,096	5,542	506%		
						5-Year Goal	4,575		
CCS	Code Enforcement - Neighborhood Investment Program (NIP)	CDBG	Develop and implement a code enforcement public awareness campaign.	Events	2008	3	3	100%	
					2009	5	6	120%	
	2010				7	17	243%		
	2011				9	130	1444%		
	2012				11	18	164%		
						5-Year Goal	35		
HISTORIC PRESERVATION									
DEV	Update Historic Preservation Plan	CDBG	N/A	Historic Preservation Plan	2008	0	0	0%	
					2009	1	0	0%	
	2010				0				
	2011				0				
	2012				0	0	0%		
						5-Year Goal	1		
DEV	Section 106 Reviews/Historic American Building Surveys	CDBG	Conduct citywide Section 106 Reviews and Historic American Building Survey (HABS) documentation for projects utilizing HUD/CDBG funding.	Buildings	2008	950	1,263	133%	
					2009	950	1,332	140%	
	2010				950				
	2011				950				
	2012				950	0	0%		
						5-Year Goal	4,750		
DEV	Historic Preservation	CDBG	Grants for housing repair and rehabilitation in low income National Register and City Landmark Historic Districts in CDBG target neighborhoods.	Housing	2008	0	0	0%	
					2009	10	0	0%	
	2010				10				
	2011				10				
	2012				10	0	0%		
						5-Year Goal	40		

**CITY OF DALLAS - PROGRAM YEARS 2008-2012 CONSOLIDATED PLAN
TABLE 3A - SUMMARY OF SPECIFIC ANNUAL OBJECTIVES AND OUTCOMES**

Dept	Project Name/Specific Objective	Funds Source	Outcome	Accomplishment Type	Program Year	Numbers		Percent Complete	Program Year 2012-13 Comments
						Proposed	Actual		
DEV	Historic Preservation	CDBG	Conduct National Register Surveys and research to update the City's National Register Historic Districts.	Buildings and Sites	2008	1,155	681	59%	
	N/A				2009	1,155	0	0%	
					2010	750			
					2011	500			
					2012	500	0	0%	
5-Year Goal						4,060			
FAIR HOUSING									
OFS	Fair Housing	CDBG	Housing assistance inquiries processed and/or referred annually.	People	2008	1,200	1,312	109%	Number of inquiries have grown as citizens and other agencies have become more aware of services offered by the Dallas Fair Housing Office.
	N/A				2009	1,200	1,469	122%	
					2010	1,200	1,462	122%	
					2011	1,200	1,411	118%	
					2012	1,200	1,378	115%	
5-Year Goal						6,000			
OFS	Fair Housing	CDBG	Investigate discrimination complaints of violations of the Fair Housing Ordinance.	Complaints	2008	70	78	111%	Investigations have increased due to a larger number of cases referred by HUD and overall increase in the number of complaints.
	N/A				2009	70	100	143%	
					2010	70	104	149%	
					2011	70	119	170%	
					2012	70	133	190%	
5-Year Goal						350			
OFS	Fair Housing	CDBG	Provide fair housing education and outreach.	Events	2008	70	96	137%	No explanation required.
	N/A				2009	70	124	177%	
					2010	70	42	60%	
					2011	70	56	80%	
					2012	70	72	103%	
5-Year Goal						350			
OFS	Fair Housing	CDBG	Approve and monitor Affirmative Fair Housing Marketing Plans (AFHMO) for city assisted housing programs and projects.	Housing Complexes	2008	38	42	111%	No explanation required.
	N/A				2009	38	39	103%	
					2010	38	40	105%	
					2011	38	45	118%	
					2012	38	36	95%	
5-Year Goal						190			



12. SECTION 108



FY 2012-13 Section 108 Project Narrative

The Section 108 Loan Guarantee Intown Housing Program was designed to increase the vitality of the Central Business District (CBD) by providing mixed income housing through joint ventures with housing developers. The projects listed below were adaptive reuses of existing blighted structures where City participation was essential for the projects to be successful. The loan was used for gap financing for developers who could not secure funding through other sources. In FY 1997-98, the City received approval of Section 108 assistance which consisted of pledging CDBG entitlement funds to guarantee a note in the amount of \$25 million. And, between FY 2010-2012, the City was approved for a total of \$29,442,000 in Section 108 assistance. In FY 2012-2013, the City was approved for a total of \$11,750,000 in Section 108 assistance.

In exchange for the Section 108 loan, the developers had to designate a specific number of units as “Affordable” to rent to residents of the City of Dallas in low and moderate income households having income equal to or less than the Section 8 low and moderate income limit (defined as “Eligible” households) established by HUD. The Affordable Units mentioned below will remain available for Eligible low and moderate income Dallas residents for fifteen (15) years through enforcement of a Deed Restriction placed on the properties by the City.

The Davis Building

In March 2002, the City executed the Section 108 loan agreement with Hamilton Davis, L.L.P, owner of the real property (The Davis Building) located at 1309 Main Street for \$7,026,189. The loan enabled the owner to rehabilitate and redevelop the property which included one hundred eighty-three (183) multi-family loft-style apartment (“Rental”) units. Of the total 183 units improved, forty (40) of the units were made affordable to rent to residents of the City of Dallas in low and moderate income households. The Deed Restriction covenant will remain in force until March 2017.

The Kirby Residences

In February 1998, the City executed a Section 108 loan agreement with Walt Hall Kirby Associates, LTD, owner of the real property (The Kirby Residences) located at 1509 Main Street for \$5,000,000. The loan enabled the owner to make reconstruction improvements to the property which included one hundred fifty-seven (157) multi-family apartment (“Rental”) units. Of the total 157 units improved, fifty-seven (57) of the units were made affordable to rent to residents of the City of Dallas in low and moderate income households. The Deed Restriction covenant will remain in force until June 2014.

Eban Village

In February 2000, the City executed a Section 108 loan agreement with Eban Village I, LTD, owner of the real property (Eban Village) located at 2710 Jeffries Street for \$440,609. The loan enabled the owner to make reconstruction improvements to the

FY 2012-13 Section 108 Project Narrative

property which included one hundred ten (110) multi-family apartment (“Rental”) units. All 110 units were made affordable to rent to residents of the City of Dallas in low and moderate income households. The Deed Restriction covenant will remain in force until February 2015.

Continental Building

In September 2011, the City executed a Section 108 loan agreement with FC Dallas TIF, LLC, owner of the real property (Continental Building) located at 1810 Commerce Street for \$7,600,000. The loan will enable the owner to make reconstruction improvements to the property which will include 203 multi-family apartment (“Rental”) units. Of the total 203 improved, 41 units will be made affordable to rent to residents of the City of Dallas in low and moderate income households. Construction is completed. The Use Restriction covenant will remain in force until September 2026.

Lancaster Urban Village

In September 2012, the City executed a Section 108 loan agreement with CityWide Community Development Corporation, owner of the real property (Lancaster Urban Village) located at 4343-4411 Lancaster Road for \$8,492,000. The loan will enable the owner to construct 14,000 square feet of retail/office space, 193 multi-family apartment (“Rental”) units, and a parking garage. Of the total 193 improved, 100 units will be made affordable to rent to residents of the City of Dallas in low and moderate income households. Construction is underway with completion anticipated in early 2014.

Atmos Lofts

In May 2013, the City executed a Section 108 loan agreement with Hamilton Atmos LP, owner of the real property (Atmos Lofts) located at 301 S. Harwood Street for \$11,750,000. The loan will enable the owner to construct 9,800 square feet of retail space, 123 multi-family apartment (“Rental”) units. Of the total 123 improved, 63 units will be made affordable to rent to residents of the City of Dallas in low and moderate income households. Construction is underway with completion anticipated in September 2014.

Lake Highlands Town Center

In July 2012, the City received notice of a Section 108 loan award from HUD for a loan with PCLH Land Partners LP, owner of the real property (Lake Highlands Town Center) located at 7140-7160 Skillman Street for \$13,350,000. The loan will enable the owner to construct 165,000 square feet of commercial space and a multi-level parking structure which will create an estimated 475 permanent jobs including approximately 394 jobs to be held by low and moderate income individuals. Loan closing and construction are pending.

FY 2012-13 Section 108 Project Report

Project Name	Address	Original Loan Amount	Term of Affordability	Total # Units	Latest Review Date	Next Review Date	Comment
Davis Building	1309 Main Street	\$ 7,026,189.00	15 years (3/2017)	183	8/29/2013	11/29/2013	Owner has maintained required 40 affordable units.
Kirby Building Lofts	1509 Main Street	\$ 5,000,000.00	15 years (6/2014)	157	9/26/2013	12/26/2013	Owner has maintained required 57 affordable units.
Eban Village	2710 Jeffries Street	\$ 440,609.00	15 years (2/2015)	110	11/21/2012	11/21/2013	Owner has maintained required 110 units.
Continental Building	1810 Commerce Street	\$ 7,600,000.00	15 years (9/2026)	203			Construction completed. There will be 41 affordable units.
Lancaster Urban Village	4343-4411 Lancaster Rd.	\$ 8,492,000.00	15 years	193			Construction underway, completion anticipated in early 2014. There will be 100 affordable units.
Atmos Lofts	301 S. Harwood Street	\$ 11,750,000.00	15 years	123			Construction underway, completion anticipated in September 2014. There will be 63 affordable units.
Lake Highlands Town Center	7140-7150 Skillman St.	\$ 13,350,000.00	15 years	N/A			Loan closing and construction pending. This will be all commercial providing 394 low and moderate jobs.



13. MAPS



MAPS

2010 Census Tracts

- **CD Eligible Census Tracts and Block Groups**
- **Minority Population Greater Than 50%** - Areas of Minority Concentration – Those census tracts within the City of Dallas where 50% or more of the residents are of Hispanic ethnicity and/or those who are self-identified as non-white based on 2010 census data.
- **Percentage of Black Population**
- **Percentage of Hispanic Population**
- **Neighborhood Investment Program**



CDBG ELIGIBLE TRACKS				
0004.03	0043.00	0078.06	0093.01	0117.02
0004.05	0047.00	0078.11	0093.03	0118.00
0008.00	0048.00	0078.14	0093.04	0120.00
0009.00	0049.00	0078.15	0096.10	0121.00
0012.04	0050.00	0078.16	0098.02	0122.08
0015.02	0051.00	0078.18	0098.04	0122.10
0015.03	0052.00	0078.19	0099.00	0123.01
0015.04	0053.00	0084.00	0101.01	0123.02
0020.00	0055.00	0085.00	0101.02	0127.01
0021.00	0056.00	0086.03	0102.00	0164.08
0024.00	0057.00	0086.04	0104.00	0165.02
0025.00	0059.01	0087.01	0106.01	0166.05
0027.01	0059.02	0087.03	0106.02	0166.07
0027.02	0060.01	0087.04	0107.01	0167.01
0029.00	0060.02	0087.05	0107.03	0169.01
0033.00	0063.01	0088.01	0107.04	0170.03
0034.00	0063.02	0088.02	0108.01	0170.04
0035.00	0064.00	0089.00	0109.01	0171.02
0037.00	0065.01	0090.00	0111.04	0180.01
0038.00	0065.02	0091.01	0111.05	0181.26
0039.01	0067.00	0091.03	0114.01	0185.04
0039.02	0068.00	0091.04	0114.02	0192.08
0040.00	0069.00	0091.05	0115.00	0192.09
0041.00	0072.01	0092.01	0116.01	0216.06
0042.02	0072.02	0092.02	0117.01	

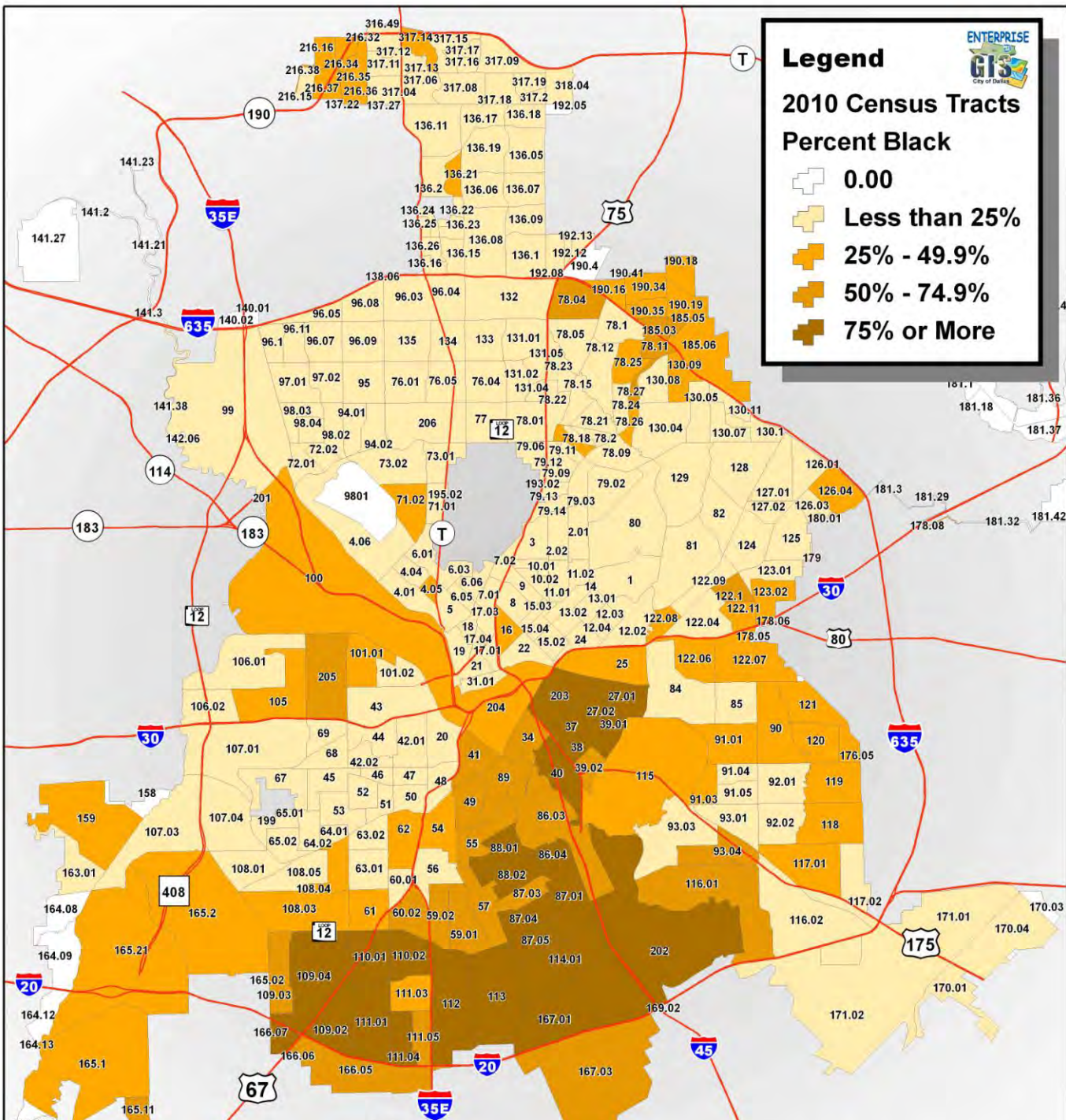
CD ELIGIBLE BLOCK GROUPS			
0004.012	0046.003	0098.033	0125.005
0004.013	0054.001	0100.001	125
0004.014	0054.003	0100.002	0126.011
0004.042	0054.004	0105.001	0126.021
0004.044	0054.005	0105.002	0126.023
0005.001	0054.006	0105.003	0126.024
0005.002	0061.001	0108.021	0127.021
0005.003	0061.003	0108.023	0127.022
0006.012	0062.001	0108.024	0128.001
0006.013	0062.003	0108.035	0128.006
0006.014	0062.004	0108.036	0128.007
0006.034	0062.005	0109.022	0129.001
0006.035	0071.021	0110.012	0130.053
0007.022	0071.022	0110.013	0130.054
0010.022	0071.023	0111.031	0130.061
0010.023	0071.024	0111.032	0130.063
0011.015	0071.025	0112.001	0130.091
0012.021	0078.042	0112.002	0131.032
0012.023	0078.043	0112.004	0131.033
0012.032	0078.051	0113.003	0136.091
0013.013	0078.093	0116.021	0136.132
0013.021	0078.101	0116.022	0136.143
0013.022	0078.102	0116.023	0136.151
0013.024	0078.103	0116.024	0136.162
0014.003	0078.134	0119.001	0165.012
0014.004	0078.135	0119.002	0165.013
0016.001	0079.024	0119.003	0165.112
0016.002	0079.031	0122.045	0167.031
0016.003	0079.055	0122.061	0170.014
0022.001	0079.072	0122.071	0171.012
0022.003	0082.002	0122.073	0176.032
0042.012	0082.004	0122.092	0179.002
0042.013	0094.012	0122.112	0185.031
0042.014	0096.042	0122.113	0190.162
0042.015	0096.053	0124.001	0190.163
0045.001	0096.054	0124.002	0190.191
0045.002	0096.081	0125.001	0190.192
0045.004	0097.012	0125.003	0190.342
0046.001	0098.032	0125.004	



Legend

**2010 Census Tracts
Percent Black**

- 0.00
- Less than 25%
- 25% - 49.9%
- 50% - 74.9%
- 75% or More



**Citywide % of Population
Black = 25.0%**
Census Bureau 2010 Census



The following summarizes the allocation that was undertaken by the City of Dallas to distribute multi-race respondents in accordance with those guidelines:

1. All multi-race persons of two races being white and a minority race are allocated to the minority race;
2. All multi-race persons of mixed minority races, not including white as a race, are allocated alternately between the identified minority races, in the order of largest identified race category to smallest until the population is exhausted; and
3. All multi-race persons of three or more races with white as one race are allocated alternately between identified race groups, exclusive of white, in the order of largest identified minority race category to smallest until the population is exhausted.

Data Source:
Census Tracts - U.S. Census Bureau
Freeways - Enterprise GIS Dallas

This data is believed to be correct, but its accuracy cannot be guaranteed. It is the users' responsibility to confirm the accuracy of this data. Please contact the original creators of this data for questions pertaining to its use. Information about this data can be viewed in the metadata file associated with it. If you have any questions please contact the City of Dallas, Planning and Management/GIS Division

Percentage of Black Population By Census Tract 2010 City of Dallas

City of Dallas 2012 CAPER

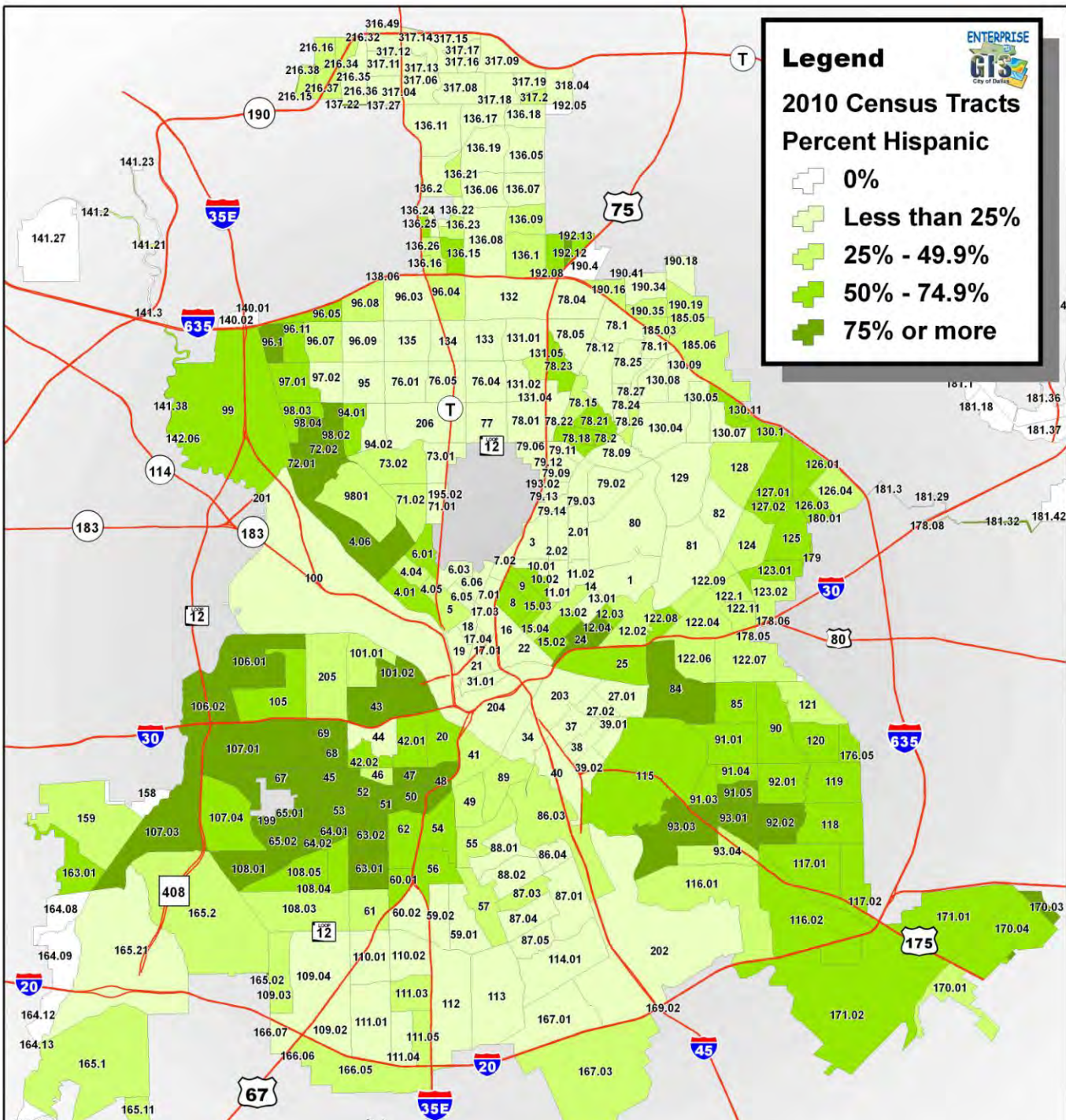


Legend

2010 Census Tracts

Percent Hispanic

- 0%
- Less than 25%
- 25% - 49.9%
- 50% - 74.9%
- 75% or more



**Citywide % of Population
Hispanic = 42.4%**
Census Bureau 2010 Census



The following summarizes the allocation that was undertaken by the City of Dallas to distribute multi-race respondents in accordance with those guidelines:

1. All multi-race persons of two races being white and a minority race are allocated to the minority race;
2. All multi-race persons of mixed minority races, not including white as a race, are allocated alternately between the identified minority races, in the order of largest identified race category to smallest until the population is exhausted; and
3. All multi-race persons of three or more races with white as one race are allocated alternately between identified race groups, exclusive of white, in the order of largest identified minority race category to smallest until the population is exhausted.

Data Source:
Census Tracts - U.S. Census Bureau
Freeways - Enterprise GIS Dallas

This data is believed to be correct, but its accuracy cannot be guaranteed. It is the users' responsibility to confirm the accuracy of this data. Please contact the original creators of this data for questions pertaining to its use. Information about this data can be viewed in the metadata file associated with it. If you have any questions please contact the City of Dallas, Planning and Management/GIS Division

Percentage of Hispanic Population By Census Tract 2010 City of Dallas

City of Dallas 2012 CAPER









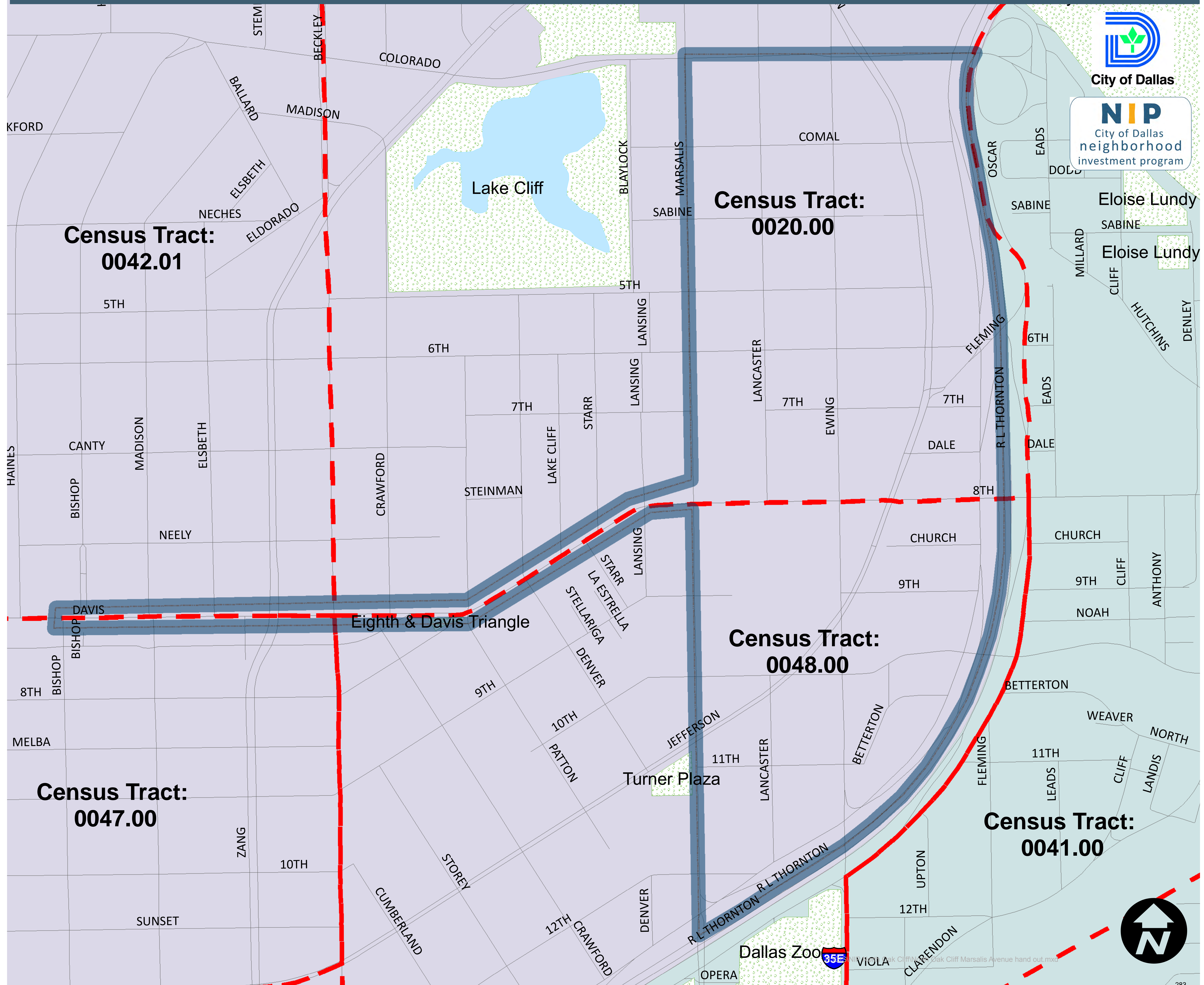
North Oak Cliff / Marsalis Avenue

NEIGHBORHOOD INVESTMENT PROGRAM

CITY OF DALLAS
HOUSING / COMMUNITY SERVICES DEPT

COUNCIL DISTRICTS

-  NIP Target Area
-  Census Tracts
-  Lakes and Rivers
-  Parks
-  District 1
-  District 4








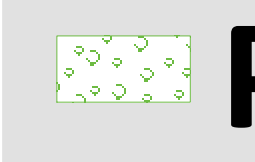

West Dallas

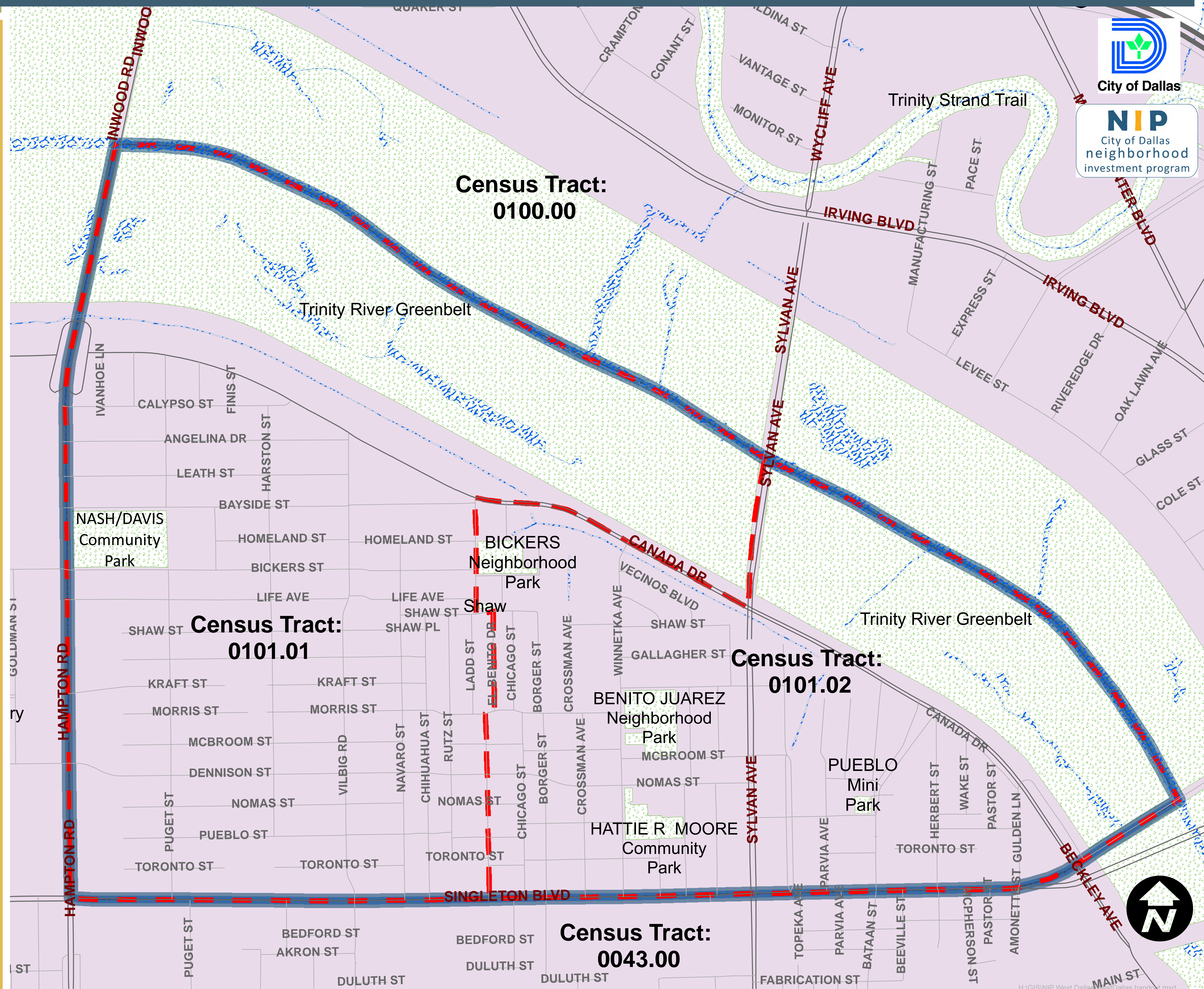
NEIGHBORHOOD INVESTMENT PROGRAM

CITY OF DALLAS
HOUSING / COMMUNITY SERVICES DEPT

COUNCIL DISTRICTS



-  NIP Target Area
-  Census Tracts
-  Lakes and Rivers
-  Parks
-  District 6



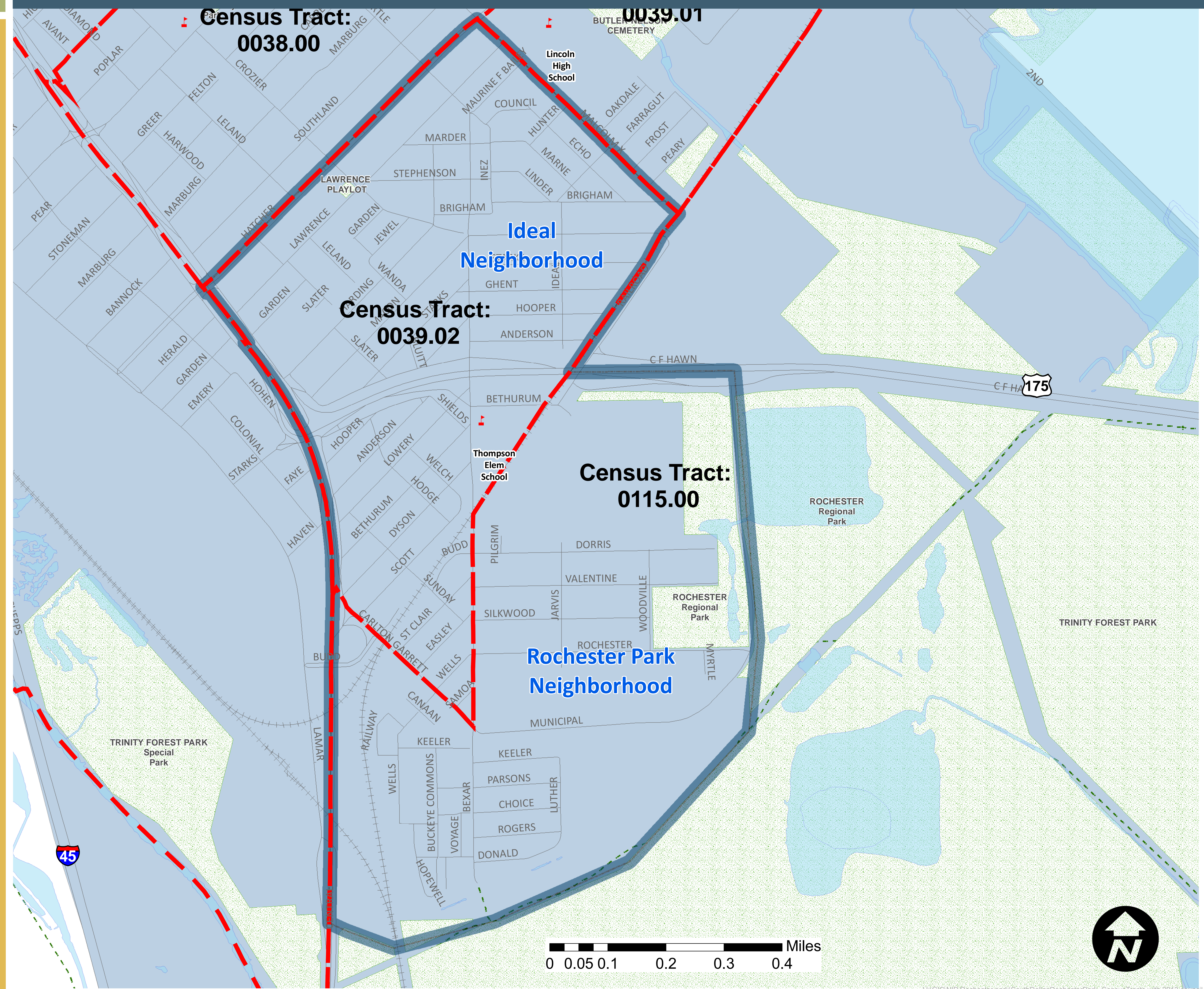







**SOUTH DALLAS
IDEAL/ROCHESTER
PARK**

NEIGHBORHOOD INVESTMENT PROGRAM

CITY OF DALLAS
HOUSING / COMMUNITY SERVICES DEPT

COUNCIL DISTRICTS



-  NIP Target Area
-  Census Tracts
-  Lakes and Rivers
-  Parks
-  District 7

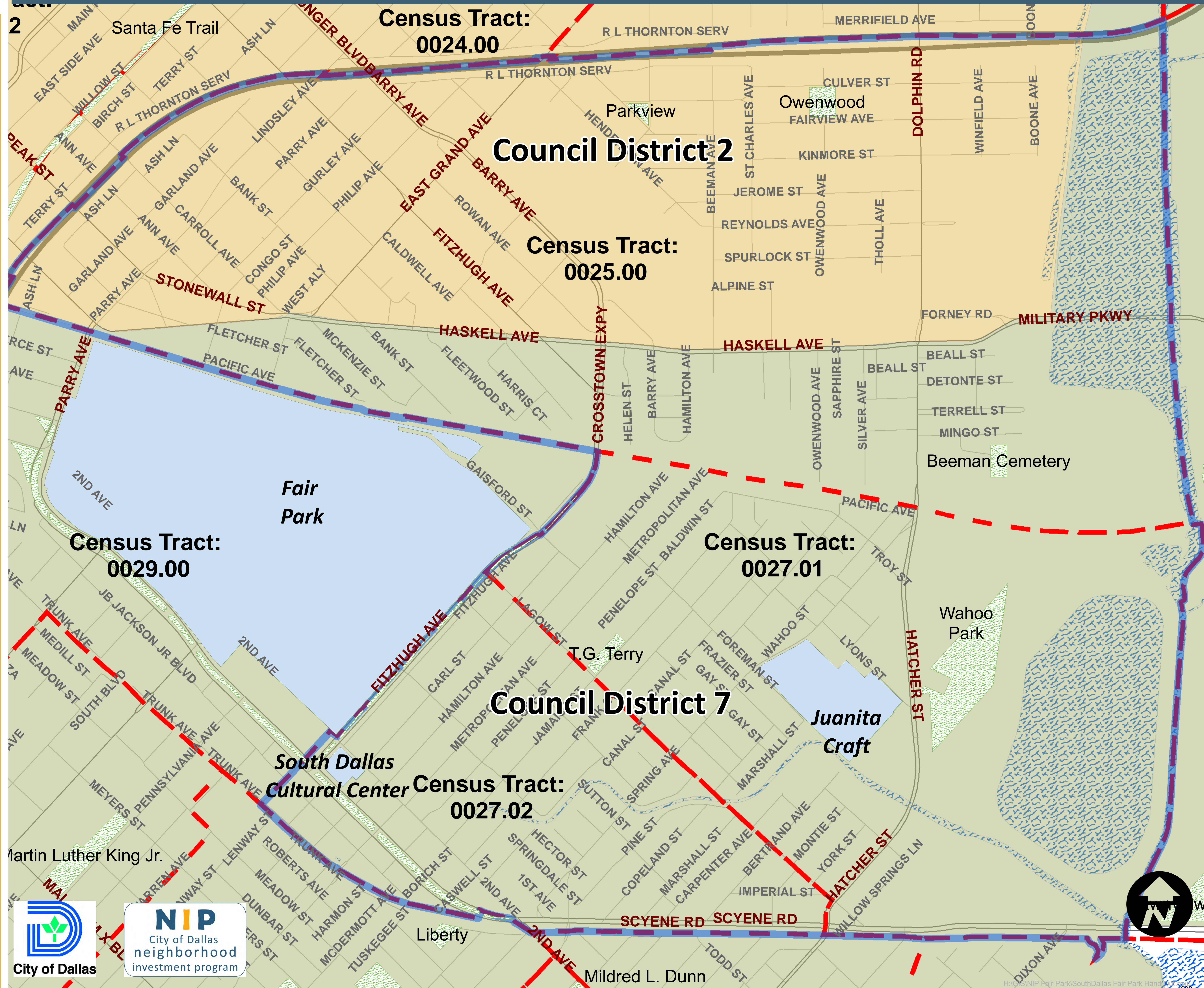









South Dallas
Greater Fair Park

NEIGHBORHOOD INVESTMENT PROGRAM

CITY OF DALLAS
HOUSING / COMMUNITY SERVICES DEPT

COUNCIL DISTRICTS



-  NIP Target Area
-  Census Tracts
-  Lakes and Rivers
-  Recreation Center
-  Parks
-  District 2
-  District 7












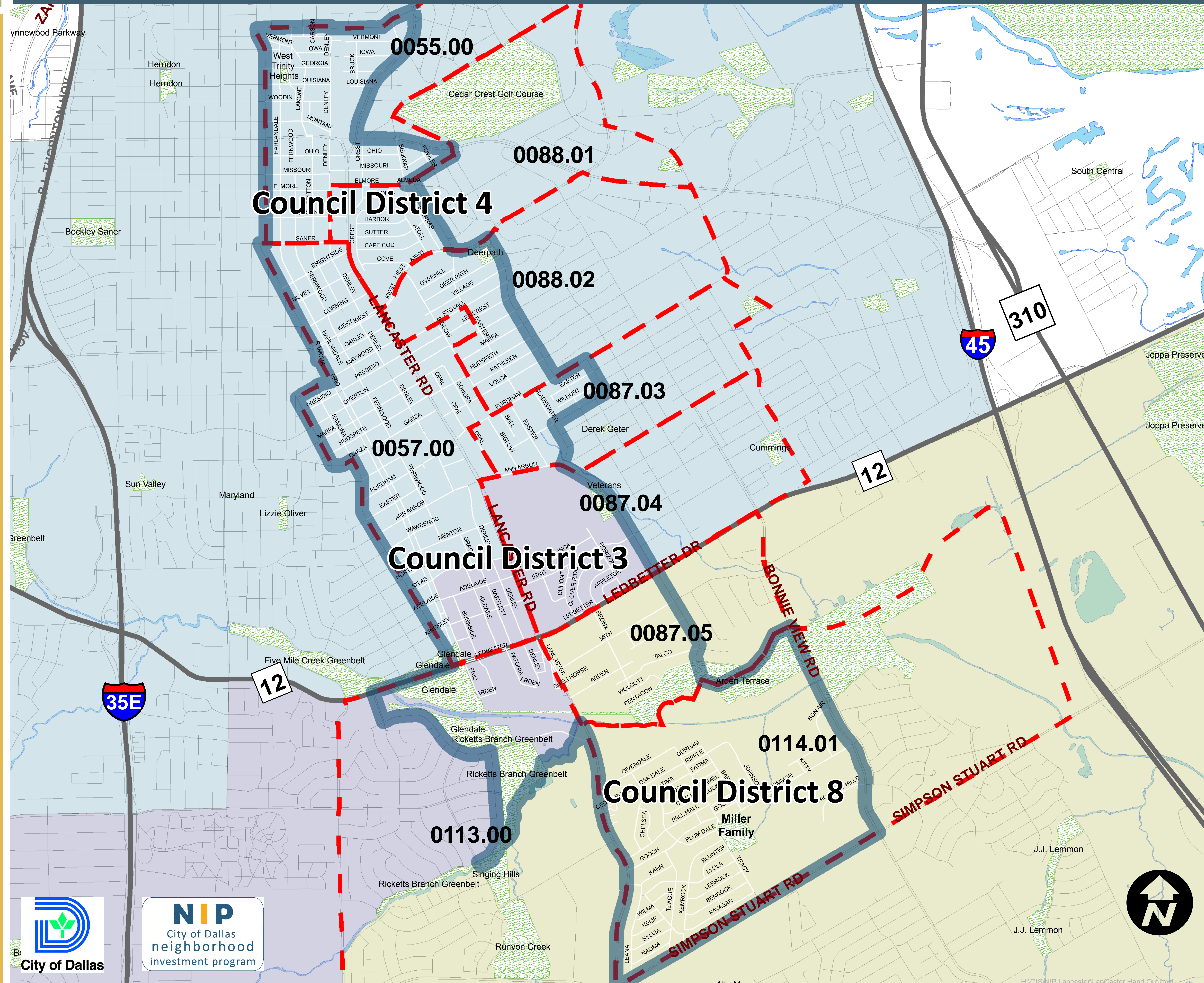
Lancaster Corridor

NEIGHBORHOOD INVESTMENT PROGRAM

CITY OF DALLAS
HOUSING / COMMUNITY SERVICES DEPT

COUNCIL DISTRICTS

-  NIP Target Area
-  Census Tracts
-  Lakes and Rivers
-  Parks
-  District 3
-  District 4
-  District 8





14. SUMMARY OF ACCOMPLISHMENTS (IDIS REPORT PR83)



Public Facilities and Infrastructure

	Create Suitable Living			Provide Decent Housing			Create Economic Opportunities			Total
	Access	Afford	Sustain	Access	Afford	Sustain	Access	Afford	Sustain	
Number of Persons Assisted with new access to a facility	0	0	0	0	0	0	0	0	0	0
with improved access to a facility	10,131	0	92,592	0	0	0	0	0	0	102,723
with access to a facility that is no longer substandard	0	0	0	0	0	0	0	0	33	33
Totals :	10,131	0	92,592	0	0	0	0	0	33	102,756

Number of Households Assisted

with new access to a facility	0	0	0	0	0	0	0	0	0	0
with improved access to a facility	0	0	0	0	0	0	0	0	0	0
with access to a facility that is no longer substandard	0	0	0	0	0	0	0	0	0	0
Totals :	0	0	0	0	0	0	0	0	0	0

Public Services

	Create Suitable Living			Provide Decent Housing			Create Economic Opportunities			Total
	Access	Afford	Sustain	Access	Afford	Sustain	Access	Afford	Sustain	
Number of Persons Assisted with new (or continuing) access to a service	288,835	0	2,605	0	0	0	0	0	0	291,440
with improved (or continuing) access to a service	1,021	0	0	0	0	0	0	0	0	1,021
with new access to a service that is no longer substandard	61	0	0	0	0	0	0	0	0	61
Totals :	289,917	0	2,605	0	0	0	0	0	0	292,522

Public Services (continued)

	Create Suitable Living			Provide Decent Housing			Create Economic Opportunities			Total
	Access	Afford	Sustain	Access	Afford	Sustain	Access	Afford	Sustain	
<hr/>										
Number of Households Assisted										
with new (or continuing) access to a service	0	0	0	0	0	0	0	0	0	0
with improved (or continuing) access to a service	0	0	0	0	0	0	0	0	0	0
with new access to a service that is no longer substandard	0	0	0	0	0	0	0	0	0	0
<hr/>										
Totals :	0	0	0	0	0	0	0	0	0	0

Economic Development

	Create Suitable Living			Provide Decent Housing			Create Economic Opportunities			Total
	Access	Afford	Sustain	Access	Afford	Sustain	Access	Afford	Sustain	
<hr/>										
Total Number of Businesses Assisted	0	0	0	0	0	0	1	1	6	8
Of Total										
New businesses assisted	0	0	0	0	0	0	1	1	5	7
Existing businesses assisted	0	0	0	0	0	0	0	0	1	1
Number of business facades/buildings rehabilitated	0	0	0	0	0	0	0	0	0	0
Assisted businesses that provide a good or service to service area/neighborhood/community	0	0	0	0	0	0	0	0	1	1
Total Number of Jobs Created	0	0	0	0	0	0	0	3	40	43
Types of Jobs Created										
Officials and Managers	0	0	0	0	0	0	0	1	3	4

Economic Development (continued)

	Create Suitable Living			Provide Decent Housing			Create Economic Opportunities			Total
	Access	Afford	Sustain	Access	Afford	Sustain	Access	Afford	Sustain	
Professional	0	0	0	0	0	0	0	0	11	11
Technicians	0	0	0	0	0	0	0	2	1	3
Sales	0	0	0	0	0	0	0	0	0	0
Office and Clerical	0	0	0	0	0	0	0	0	11	11
Craft Workers (skilled)	0	0	0	0	0	0	0	0	3	3
Operatives (semi-skilled)	0	0	0	0	0	0	0	0	0	0
Laborers (unskilled)	0	0	0	0	0	0	0	0	5	5
Service Workers	0	0	0	0	0	0	0	0	10	10
Of jobs created, number with employer sponsored health care benefits	0	0	0	0	0	0	0	0	0	0
Number unemployed prior to taking jobs	0	0	0	0	0	0	0	0	0	0
Total Number of Jobs Retained	0	0	0	0	0	0	0	0	0	0
Types of Jobs Retained										
Officials and Managers	0	0	0	0	0	0	0	0	0	0
Professional	0	0	0	0	0	0	0	0	0	0

U.S. Department of Housing and Urban Development
Office of Community Planning and Development
Integrated Disbursement and Information System
CDBG Performance Measures Report
Program Year DALLAS, TX

Economic Development (continued)

	Create Suitable Living			Provide Decent Housing			Create Economic Opportunities			Total
	Access	Afford	Sustain	Access	Afford	Sustain	Access	Afford	Sustain	
Technicians	0	0	0	0	0	0	0	0	0	0
Sales	0	0	0	0	0	0	0	0	0	0
Office and Clerical	0	0	0	0	0	0	0	0	0	0
Craft Workers (skilled)	0	0	0	0	0	0	0	0	0	0
Operatives (semi-skilled)	0	0	0	0	0	0	0	0	0	0
Laborers (unskilled)	0	0	0	0	0	0	0	0	0	0
Service Workers	0	0	0	0	0	0	0	0	0	0
Of jobs retained, number with employer sponsored health care benefits	0	0	0	0	0	0	0	0	0	0
Acres of Brownfields Remediated	0	0	0	0	0	0	0	0	0	0

Rehabilitation of Rental Housing

	Create Suitable Living			Provide Decent Housing			Create Economic Opportunities			Total
	Access	Afford	Sustain	Access	Afford	Sustain	Access	Afford	Sustain	
Total LMH* units	0	0	0	0	0	0	0	0	0	0
Total SB*, URG units	0	0	0	0	0	0	0	0	0	0
Of Total, Number of Units										
Made 504 accessible	0	0	0	0	0	0	0	0	0	0
Brought from substandard to standard condition	0	0	0	0	0	0	0	0	0	0
Created through conversion of non-residential to residential buildings	0	0	0	0	0	0	0	0	0	0
Qualified as Energy Star	0	0	0	0	0	0	0	0	0	0
Brought to lead safety compliance	0	0	0	0	0	0	0	0	0	0
Affordable	0	0	0	0	0	0	0	0	0	0
Of Affordable Units										
Number subsidized by another federal, state, local program	0	0	0	0	0	0	0	0	0	0
Number occupied by elderly	0	0	0	0	0	0	0	0	0	0
Number of years of affordability	0	0	0	0	0	0	0	0	0	0
Average number of years of affordability per unit	0	0	0	0	0	0	0	0	0	0
Number designated for persons with HIV/AIDS	0	0	0	0	0	0	0	0	0	0

Rehabilitation of Rental Housing (continued)

	Create Suitable Living			Provide Decent Housing			Create Economic Opportunities			Total
	Access	Afford	Sustain	Access	Afford	Sustain	Access	Afford	Sustain	
Of those, number for the chronically homeless	0	0	0	0	0	0	0	0	0	0
Number of permanent housing units for homeless persons and families	0	0	0	0	0	0	0	0	0	0
Of those, number for the chronically homeless	0	0	0	0	0	0	0	0	0	0

Construction of Rental Housing

	Create Suitable Living			Provide Decent Housing			Create Economic Opportunities			Total
	Access	Afford	Sustain	Access	Afford	Sustain	Access	Afford	Sustain	
Total LMH* units	0	0	0	0	0	0	0	0	0	0
Total SB*, URG units	0	0	0	0	0	0	0	0	0	0
Of Total, Number of 504 accessible units	0	0	0	0	0	0	0	0	0	0
Units qualified as Energy Star	0	0	0	0	0	0	0	0	0	0
Affordable units	0	0	0	0	0	0	0	0	0	0
Of Affordable Units										
Number occupied by elderly	0	0	0	0	0	0	0	0	0	0
Years of affordability	0	0	0	0	0	0	0	0	0	0
Average number of years of affordability per unit	0	0	0	0	0	0	0	0	0	0

Construction of Rental Housing (continued)

	Create Suitable Living			Provide Decent Housing			Create Economic Opportunities			Total
	Access	Afford	Sustain	Access	Afford	Sustain	Access	Afford	Sustain	
Number subsidized with project based rental assistance by another federal, state, or local program	0	0	0	0	0	0	0	0	0	0
Number designated for persons with HIV/AIDS	0	0	0	0	0	0	0	0	0	0
Of those, the number for the chronically homeless	0	0	0	0	0	0	0	0	0	0
Number of permanent housing units for homeless persons and families	0	0	0	0	0	0	0	0	0	0
Of those, the number for the chronically homeless	0	0	0	0	0	0	0	0	0	0

Owner Occupied Housing Rehabilitation

	Create Suitable Living			Provide Decent Housing			Create Economic Opportunities			Total
	Access	Afford	Sustain	Access	Afford	Sustain	Access	Afford	Sustain	
Total LMH* units	18	0	98	164	5	338	0	0	0	623
Total SB*, URG units	0	0	0	0	0	0	0	0	0	0
Of Total, Number of Units Occupied by elderly	18	0	0	31	1	304	0	0	0	354
Brought from substandard to standard condition	0	0	0	0	0	0	0	0	0	0
Qualified as Energy Star	0	0	0	0	2	1	0	0	0	3
Brought to lead safety compliance	0	0	0	0	0	0	0	0	0	0
Made accessible	0	0	0	0	2	1	0	0	0	3

Homebuyer Assistance

	Create Suitable Living			Provide Decent Housing			Create Economic Opportunities			Total
	Access	Afford	Sustain	Access	Afford	Sustain	Access	Afford	Sustain	
Total Households Assisted	0	0	0	26	1	0	0	0	0	27
Of Total:										
Number of first-time homebuyers	0	0	0	1	0	0	0	0	0	1
Of those, number receiving housing counseling	0	0	0	1	0	0	0	0	0	1
Number of households receiving downpayment/closing costs assistance	0	0	0	1	0	0	0	0	0	1

Development of Homeowner Housing

	Create Suitable Living			Provide Decent Housing			Create Economic Opportunities			Total
	Access	Afford	Sustain	Access	Afford	Sustain	Access	Afford	Sustain	
Total LMH* units	0	0	0	4	0	0	0	0	0	4
Total SB*, URG units	0	0	0	0	0	0	0	0	0	0
Of Total, Number of Affordable units	0	0	0	4	0	0	0	0	0	4
Years of affordability	0	0	0	0	0	0	0	0	0	0
Average number of years of affordability per unit	0	0	0	0	0	0	0	0	0	0
Units qualified as Energy Star	0	0	0	0	0	0	0	0	0	0
504 accessible units	0	0	0	0	0	0	0	0	0	0
Units occupied by households previously living in subsidized housing	0	0	0	0	0	0	0	0	0	0
Of Affordable Units										
Number occupied by elderly	0	0	0	0	0	0	0	0	0	0
Number designated for persons with HIV/AIDS	0	0	0	0	0	0	0	0	0	0
Of those, number for the chronically homeless	0	0	0	0	0	0	0	0	0	0
Number of housing units for homeless persons and families	0	0	0	0	0	0	0	0	0	0
Of those, number for the chronically homeless	0	0	0	0	0	0	0	0	0	0

Housing Subsidies

	Create Suitable Living			Provide Decent Housing			Create Economic Opportunities			Total
	Access	Afford	Sustain	Access	Afford	Sustain	Access	Afford	Sustain	
Total Number of Households	0	0	0	0	0	0	0	0	0	0
Of Total:										
Number of households receiving short-term rental assistance (< = 3 months)	0	0	0	0	0	0	0	0	0	0
Number of households assisted that were previously homeless	0	0	0	0	0	0	0	0	0	0
Of those, number of chronically homeless households	0	0	0	0	0	0	0	0	0	0

Shelter for Homeless Persons

	Create Suitable Living			Provide Decent Housing			Create Economic Opportunities			Total
	Access	Afford	Sustain	Access	Afford	Sustain	Access	Afford	Sustain	
Number of beds created in overnight shelter/other emergency housing	0	0	0	0	0	0	0	0	0	0
Number of homeless persons given overnight shelter	0	0	0	0	0	0	0	0	0	0

Homeless Prevention

	Create Suitable Living			Provide Decent Housing			Create Economic Opportunities			Total
	Access	Afford	Sustain	Access	Afford	Sustain	Access	Afford	Sustain	
Number of Persons Assisted										
that received emergency financial assistance to prevent homelessness	0	0	0	0	0	0	0	0	0	0
that received emergency legal assistance to prevent homelessness	0	0	0	0	0	0	0	0	0	0

**HOME
INVESTMENT
PARTNERSHIPS
PROGRAM
(HOME)**



15. CONSOLIDATED PLAN STRATEGY



FY 2012-13 Consolidated Plan Strategy

Assessment of the relationship of the activities carried out under the HOME program to the objectives in the Consolidated Plan Strategy:

The activities carried out in FY 2012-13 under the City of Dallas' HOME program were consistent with the objectives of the Consolidated Plan Strategy. The City's overall goal is to promote and strengthen the stability, development, revitalization and preservation of Dallas neighborhoods. There are several housing objectives that contribute to helping achieve this goal. These objectives include: 1) increasing homeownership opportunities for very low-income and moderate income renter households; 2) reconstruction of substandard owner-occupied homes; and 3) New construction of affordable homes. The activities carried out under the HOME program by the Housing Department in FY 2012-13 were consistent with these objectives.

These activities were implemented through three programs: *The Mortgage Assistance Program (MAP)*, *Home Repair Program (HRP)*, and *Community Housing Development Organization (CHDO) Program*. All activities contributed to the objectives in the Consolidated Plan.

OBJECTIVE	ACTIVITY	HOME PROGRAM	HOME UNITS COMPLETED*	HOME AMOUNT
Increasing homeownership for very low to moderate income renters	Home Buyers Assistance	Mortgage Assistance Program	64	\$458,799.91
Reconstruction/SHARE	Substantial Rehab	Home Repair Program	16.9**	\$1,690,690
Single Family – New Construction	Home Buyers Assistance	CHDOs	28	\$2,024,518

*Does not reflect units that are underway/in progress and have not been completed in this reporting fiscal year.

**1 unit was funded with both CDBG funds (\$7,710) and HOME funds (\$95,290).

**FY 2012-13 Multi-Family Projects
CITY OF DALLAS HOUSING / COMMUNITY SERVICES DEPARTMENT**

As of September 30, 2013

IDIS #	Project	Program/Loan Amount	Funding Source	Prior Years' Expenditures	Funds Committed for FY 12-13	Amount Expended in FY 12-13	# Units Committed	Units Completed	Construction Type
11734	Heroes House	HOME/\$400,000	HOME	0	400,000	209,836	28	0	Rehab - affordable housing rental
11454	Catholic Housing Initiative	HOME/\$318,000	HOME	0	318,000	318,000	4	4	New - seniors affordable housing rental
TOTALS				\$ -		\$ 527,836.00	32	4	

HOME APR

FY 2012-13 HOME Multi-Family Property Inspections and Monitoring Visits

Project	Council District	Total Units	HOME Units	HOME Units to Monitor	Physical Inspection Date	2012-2013 Physical Inspection Status	Affordability Review Date	Affordability Findings/ Resolved
Bexar Street Project 5210 Bexar Street	7	7	7	7	9/16/2013	Passed	10/30/2012	No Findings/Vacant
Blossom Garden 5650 Gaston Ave	14	12	12	12	Scheduled- 10/30/2013		6/28/2013	2 Findings /Resolved
Boulevard Square 2932 South Blvd.	7	4	4	4	9/20/2013	Passed	5/7/2013	No Findings
Carpenter's Point Apartments 3326 Mingo	7	150	150	30	9/17/2013	Passed	5/9/2013	No Findings
Eban Village Apartments 2900 Park Row	7	110	99	20	9/26/2013	Failed Re-Inspection 11/20/2013	11/13/2012	1 Finding /Resolved
Edgewood Manor Apartments 1811 South Boulevard	7	30	12	12	9/18/2013	Passed	11/15/2012	1 Finding /Resolved
Elder Friendly Duplexes 1425 Cooper	7	26	10	10	9/20/2013	Passed	2/5/2013	1 Finding /Resolved
Gaston Apartments 5444 Gaston Ave.	14	4	4	4	9/30/2013	Passed	3/5/2013	1 Finding /Resolved
Hillcrest House 834 North Marsalis Avenue	1	64	64	13	9/26/2013	Passed	4/25/2013	1 Finding /Resolved
Normandy Apartments 1825 Park Row	2	18	15	15	9/20/2013	Passed	11/29/2012	1 Finding /Resolved
Oasis I (Town Plaza I) 2755 East Ledbetter Drive	4	188	151	31	9/16/2013	Failed-Re-Inspection 3/20/2014	1/31/2013	1 Finding /Resolved
Oasis Park (Robin Oaks) 3035 East Ledbetter Drive	4	166	133	27	9/23/2013	Failed-Re-Inspection 3/20/2014	1/30/2013	3 Finding / 2 Resolved 1 Pending- Recertification
Pegasus Villas Apartments 7200 Stemmons Freeway	2	156	124	25	9/16/2013	Passed	6/27/2013	1 Finding /Resolved
Reiger Avenue Apartments 4514 Reiger Avenue	2	16	16	16	10/07/2013	Passed	3/14/2013	1 Finding /Pending MOR- Not Received
Saragosa Condos 312 N Patton Ave	2	9	9	9	Pending		10/04/2013	No Findings

**CITY OF DALLAS - HOMELESS SERVICES (PROJECT RECONNECT)
FY 2012-13 HOME TBRA INSPECTION REPORT**

#	CLIENT CODE	CLIENT NAME	CLIENT'S ADDRESS	PROGRAM ENTRY DATE	RE-INSPECTION DATE	Pass or Fail
	HOME/TBRA					
1	MF-1001	Marcus Freeman	511 N. Akard #1202; Dallas, TX, 75201	06/11/12	5/30/2013	PASS
2	JP-1002	Joey Pervis	5847 Stretch DR # 5847; Dallas, TX, 75211	07/30/12	6/4/2013	PASS
3	BS-1003	Bennie Shaw	3550 ST. Francis #223; Dallas, TX, 75228	07/30/12	6/13/2013	PASS
4	JA-1004	John Anderson	9750 Royal LN # 611; Dallas, TX, 75231	07/25/12	6/20/2013	PASS
5	JM-1005	Jarrett McDonald	5843 Stretch Dr. #5843; Dallas, TX 75211	07/30/12	6/21/2013	PASS
6	JM-1006	James Metcalf	3550 ST. Francis Ave # 143; Dallas, TX, 75228	06/27/12	7/2/2013	PASS
7	EG-1007	Eyvonne Garrett	8410 S Westmorelan # 2606; Dallas, TX, 75237	07/17/12	7/9/2013	PASS
8	HG-1008	Hector Garcia	5933 Stretch Dr # 5933; Dallas, TX, 75211	07/28/12	7/9/2013	PASS
9	KK-1009	Kara Kidd	9750 Royal LN # 105; Dallas, TX, 75231	08/01/12	7/3/2013	PASS
10	SG-1010	Stephanie Garrett	6131 Abrams RD # 2178; Dallas, TX, 75231	07/31/12	7/11/2013	PASS
11	LH-1011	LaDeidra Hemingway	9302 Forest Ln # B-106; Dallas, TX, 75243	09/25/12	9/25/2013	PASS
12	MG-1012	Melinda Garcia	5959 Mt Valley # 5959; Dallas, TX, 75211	07/31/12	8/27/2013	PASS
13	SC-1013	Shamika Childs	811 Morrell # 904; Dallas, TX, 75203	05/25/12	8/16/2013	PASS
14	KC-1014	Katheryn Carter	9900 Adleta Blvd # 104; Dallas, TX, 75243	09/24/12	8/20/2013	PASS
15	DF-1015	Darlecia Foreman	4101 Delafield Ln # 6-104; Dallas, TX, 75227	08/27/12	11/5/2013	
16	KJ-1016	Kenneth Jackson	7501 Chesterfield St # 302; Dallas, TX, 75237	04/24/12	9/30/2013	PASS
17	EG-1017	Eyvonne Garrett	8410 S Westmoreland 2403; Dallas, TX, 75237	07/17/12	10/1/2013	PASS
18	DR-1018	David Ritchie	5919 Stretch Dr # 5919; Dallas, TX, 75211	08/09/12	8/15/2013	PASS
19	MG-1019	Mason Grayer	3011 Park Row Ave # 3112; Dallas, TX, 75215	07/13/12	8/1/2013	PASS
20	SG-1020	Stephanie Garrett	1201 S Ewing # 3201; Dallas, TX, 75216	07/31/12	9/9/2013	PASS
21	LD-1021	LaDeidra Hemingway	9302 Forest Ln # D-107; Dallas, TX, 75243	09/25/12	09/19/13	PASS
22	SC-1022	Shamika Childs	9750 Royal Ln # 616; Dallas, TX, 75231	05/25/12	8/16/2013	PASS
23	BB-1023	Brian Beasley	511 N. Akard St #503 Dallas, TX, 75201	05/18/12	Exited-4/30/13	N/A
24	JB-1024	Johnnie Bell	1852 John West Rd. #257 Dallas Tx 75228	04/02/12	Exited-4/30/13	N/A

**CITY OF DALLAS - HOMELESS SERVICES (PROJECT RECONNECT)
FY 2012-13 HOME TBRA INSPECTION REPORT**

#	CLIENT CODE	CLIENT NAME	CLIENT'S ADDRESS	PROGRAM ENTRY DATE	RE-INSPECTION DATE	Pass or Fail
25	EB-1025	Eric Blake	9302 Forest Lane F-103 Dallas Tx 75243	06/24/11	Exited-6/24/13	N/A
26	MB-1026	Marx Browning	5647 Gaston Ave #114 Dallas, Tx 75214	07/17/12	Exited-1/2/13	N/A
27	DB-1027	Doris Burgs	6749 Larmanda St #113 Dallas, Tx 75231	07/11/11	Exited-6/30/13	N/A
28	JC-1028	James Chadwick	6727 Shady Brook Ln Dallas, TX 75231	06/07/12	Exited-8/22/13	N/A
29	EC-1029	Eric Clay	6715 Larmanda St. #202 Dallas Tx 75231	07/21/11	Exited-6/30/13	N/A
30	JC-1030	Jamonica Clewis	3035 E Ledbetter Dr #606 Dallas Tx 75216	04/04/12	Exited-3/1/13	N/A
31	MC-1031	Moss Crenshaw	2528 Hondo Ave #116 Dallas Tx 75219	07/08/11	Exited-7/8/13	N/A
32	LD-1032	Laimond Dismuke	2544 Hondo Ave #310 Dallas Tx 75219	05/16/11	Exited-4/8/13	N/A
33	AE-1033	Anthony Estes	9825 Walnut St., M-205; Dallas, TX, 75243	05/15/12	5/1/2013	PASS
34	MG-1034	Mark Gage	511 N. Akard St #1214 Dallas, TX, 75201	05/18/12	Exited-4/30/13	4/30/2013
35	EG-1035	Ester Gaston	9302 Forest Ln #B-208 Dallas Tx 75243	09/01/12	Exited-8/31/13	8/31/2013
36	JH-1036	John Hill	3606 Routh Str #C Dallas, TX	05/06/12	Exited-8/26/13	8/26/2013
37	MJ-1037	Manera Jackson	6440 Baraboo St. Dallas TX 75241	08/29/12	Exited-8/30/13	8/30/2013
38	DJ-1038	Dyon Johnson	5907 Stretch Drive #5907 Dallas TX 75211	07/30/12	11/6/2013	
39	TJ-1039	Tony Johnson	501 Montridge Ln. Desoto TX 75115	08/17/12	11/7/2013	
40	DK-1040	Danielle Keath	6111 Abrams Rd #2087 Dallas, TX 75231	04/09/12	Exited-8/23/13	8/23/2013
41	SK-1041	Sara Kendall	6111 Abrams Rd #109 Dallas, TX 75231	05/28/12	11/8/2013	
42	DL-1042	Daris Lee	2618 Valentine Dallas TX 75215	10/01/12	11/11/2013	
43	JL-1043	Joel Lomas	7501 Chesterfield St # 112; Dallas, TX, 75237	04/24/12	11/12/2013	
44	LM-1044	Loletta Maye	960 Lazybrook Ln #2130 Dallas, Tx75050	04/17/12	11/13/2013	
45	HM-1045	Harold McBride	511 N. Akard #507; Dallas, TX, 75201	05/18/12	11/14/2013	
46	BM-1046	Brian McColgan	2801 Knight St #305 Dallas Tx 75201	03/18/11	Exited-4/1/12	N/A
47	SM-1047	Stephen McGee	511 N. Akard #1304 Dallas Tx 75201	09/23/11	Exited-9/23/12	N/A
48	HM-1048	Heather Mills	9302 Forest Lane #F203 Dallas, TX 75243	10/01/12	10/10/2013	PASS
49	JM-1049	Jane Moellering	6121 Abrams Rd #2144 Dallas, TX 75231	05/25/12	Exited-8/23/13	N/A

**CITY OF DALLAS - HOMELESS SERVICES (PROJECT RECONNECT)
FY 2012-13 HOME TBRA INSPECTION REPORT**

#	CLIENT CODE	CLIENT NAME	CLIENT'S ADDRESS	PROGRAM ENTRY DATE	RE-INSPECTION DATE	Pass or Fail
50	LM-1050	Laura Morris	10062 Royal LN. Dallas TX 75238	04/01/12	11/15/2013	
51	RP-1051	Rachel Perdue	2626 John West Rd #2047 Mesquite Tx 75150	07/01/12	Exited-6/30/13	N/A
52	SP-1052	Samuel Pope	2805 E Ledbetter #107 Dallas Tx 75216	04/15/11	Exited-5/1/12	N/A
53	SR-1053	Sherrie Richmond	2602 Hondo Ave #110 Dallas Tx 75219	04/13/11	Exited-5/1/12	N/A
54	TR-1054	Travis Russell	2007 Moser Ave #232 Dallas, TX	06/19/12	11/12/2013	
55	DS-1055	Donald Sessions	9302 Forest Ln #B204 Dallas Tx 75243	04/07/11	Exited-3/11/12	N/A
56	CS-1056	Cameron Simmons	8560 Park Ln #56 Dallas Tx 75231	06/07/12	Exited-6/30/13	N/A
57	WS-1057	Willie Smith	511 N Akard #609 Dallas Tx 75201	06/23/11	Exited-6/1/12	N/A
58	DH-1058	Dexter Hughes	3550 St. Francis Street #144, Dallas Tx 75228	07/17/12	Exited-7/1/13	N/A

16. AFFIRMATIVE FAIR MARKETING



AFFIRMATIVE FAIR MARKETING

The City of Dallas has an Affirmative Fair Housing Marketing (AFHM) program that must be incorporated into all housing activities carried out with the assistance of City funds. The objective of the AFHM program is to attract prospective buyers, tenants, or program participants of all majority and minority groups to the housing market area to benefit from City-assisted housing programs without regards to race, color, sex, religion, national origin, handicap, or familial status. Every housing assistance program directly administered by the City's Housing Department must be subject to an AFHM plan, which is developed in conjunction with the City's Fair Housing Office (FHO).

Each applicant is required to submit an AFHM Plan with his or her Rental Housing Preservation (RHP) application. The Plan should include the owner's plans for marketing their project and how they propose to attract tenants who are least likely to apply for housing in the area the project is located. The City's FHO then reviews the plan for appropriateness and makes recommendations where needed. The FHO must approve the plan before closing. The principal goal of the AFHM program is to have majority and minority groups participate in proportion to their representation within the total eligible population. Each project owner is required to advertise their project in such manner that will reach the targeted population required by their individual marketing plans.

IDIS #	Address	Program/Project	Funding Source	Amount Expended	# Units Completed
11278	Bexar Street Townhomes Project	5406 Bexar Street	CDBG	\$140,000.00	1
10532	Bexar Street Townhomes Project	5408 Bexar Street	CDBG	\$140,000.00	1
10532	Bexar Street Townhomes Project	5410 Bexar Street	CDBG	\$140,000.00	1
		CDBG Total		\$420,000.00	3
10825	Elder Friendly III-Rental	1316 Cooper	HOME	\$64,144.00	1
10825	Elder Friendly III-Rental	1332 Cooper	HOME	\$64,144.00	1
10825	Elder Friendly III-Rental	1308 Cooper	HOME	\$64,144.00	1
10825	Elder Friendly III-Rental	1340 Cooper	HOME	\$64,144.00	1
10825	Elder Friendly III-Rental	1324 Cooper	HOME	\$64,144.00	1
10825	Elder Friendly III-Rental	1348 Cooper	HOME	\$64,144.00	1
11745	Fair Park Estates	2811 Thomas Tolbert	HOME	\$119,000.00	1
5956	Fair Park Estates	2827 Thomas Tolbert	HOME	\$119,000.00	1
11745	Fair Park Estates-Rental	2825 Thomas Tolbert	HOME	\$119,000.00	1
11745	Fair Park Estates-Rental	2811 Thomas Tolbert	HOME	\$119,000.00	1
11745	Fair Park Estates-Rental	3805 South Blvd	HOME	\$119,000.00	1
11745	Fair Park Estates-Rental	2827 Thomas Tolbert	HOME	\$119,000.00	1
11745	Fair Park Estates-Rental	2819 Thomas Tolbert	HOME	\$119,000.00	1
11545	Pitman Place	3113 Lenway	HOME	\$163,000.00	1
11545	Pitman Place	3117 Lenway Street	HOME	\$163,000.00	1
10041	Prairie Creek North Project	3824 Tumble Ridge Ct	HOME	\$41,800.00	1
11537	Prairie Creek North Project	3622 Darby	HOME	\$41,800.00	1
10041	Prairie Creek North Project	8615 Cedar Post	HOME	\$41,800.00	1
11281	Ten Land Bank Lots	1923 Homeland	HOME	\$29,004.00	1
11281	Ten Land Bank Lots	3431 McBroom	HOME	\$29,004.00	1
11281	Ten Land Bank Lots	1526 Bickers	HOME	\$29,004.00	1
11281	Ten Land Bank Lots	3540 Vilbig	HOME	\$29,004.00	1
11281	Ten Land Bank Lots	1966 Calypso	HOME	\$29,004.00	1
11281	Ten Land Bank Lots	1847 Morris	HOME	\$29,004.00	1
11694	Thornton Heights Project Phase III	118 Cliff Heights	HOME	\$50,000.00	1
11694	Thornton Heights Project Phase III	106 Cliff Heights	HOME	\$50,000.00	1
11694	Thornton Heights Project Phase III	244 Cliff Heights	HOME	\$50,000.00	1
11021	West Dallas Scattered Sites	3411 Toronto	HOME	\$31,230.00	1
		HOME Total		\$2,024,518.00	28
		Grand Total		\$2,444,518.00	31

IDIS Activity	Street #	Street Name	Program	Funding	Amount Expended	# Units Produced
11496	3047	50th	MSRP	CDBG	\$ 2,354.05	1
11496	3047	50th	MSRP	CDBG	\$ 5,037.00	
11496	3047	50th	MSRP	CDBG	\$ 6,870.25	
11603	3013	50TH ST.	MSRP	CDBG	\$ 5,515.00	1
11603	3013	50TH ST.	MSRP	CDBG	\$ 2,814.24	
11603	3013	50TH ST.	MSRP	CDBG	\$ 3,983.00	
11603	3013	50TH ST.	MSRP	CDBG	\$ 5,182.78	
11228	2628	ALAMEDA DR.	MSRP	CDBG	\$ 9,155.00	1
11228	2628	ALAMEDA DR.	MSRP	CDBG	\$ 5,645.00	
11228	2628	ALAMEDA DR.	MSRP	CDBG	\$ 5,726.99	
11228	1220	ALASKA	MSRP	CDBG	\$ 2,720.00	1
11228	1220	ALASKA	MSRP	CDBG	\$ 5,209.70	
11228	1220	ALASKA	MSRP	CDBG	\$ 5,445.00	
11228	1220	ALASKA	MSRP	CDBG	\$ 1,153.00	
11228	1514	ANGEL FIRE DR.	MSRP	CDBG	\$ 7,076.00	1
11228	1514	ANGEL FIRE DR.	MSRP	CDBG	\$ 4,459.45	
11228	2344	APPLETON DR	MSRP	CDBG	\$ 5,039.00	1
11228	2344	APPLETON DR	MSRP	CDBG	\$ 2,560.00	
11228	2344	APPLETON DR	MSRP	CDBG	\$ 6,079.80	
11603	1203	ARIZONA	MSRP	CDBG	\$ 5,242.00	1
11603	1203	ARIZONA	MSRP	CDBG	\$ 9,261.50	
11228	1225	ASPERMONT AVE	MSRP	CDBG	\$ 6,110.00	1
11228	1225	ASPERMONT AVE	MSRP	CDBG	\$ 3,317.00	
11228	1225	ASPERMONT AVE	MSRP	CDBG	\$ 6,227.91	
11603	6515	AUTUMWOOD TRL	MSRP	CDBG	\$ 7,702.00	1
11603	6515	AUTUMWOOD TRL	MSRP	CDBG	\$ 9,407.71	
11228	6430	BARABOO	MSRP	CDBG	\$ 6,676.32	1
11228	6430	BARABOO	MSRP	CDBG	\$ 3,360.00	
11228	7308	BARNEY ST	MSRP	CDBG	\$ 7,218.81	1
11228	7308	BARNEY ST	MSRP	CDBG	\$ 4,067.00	
11228	7308	BARNEY ST	MSRP	CDBG	\$ 1,350.00	
11496	6348	BELLBROOK DR	MSRP	CDBG	\$ 7,572.30	1
11496	6348	BELLBROOK DR	MSRP	CDBG	\$ 2,000.00	
11496	6348	BELLBROOK DR	MSRP	CDBG	\$ 6,307.00	
11496	4731	BERNAL DR	MSRP	CDBG	\$ 1,300.00	1
11496	4731	BERNAL DR	MSRP	CDBG	\$ 5,327.42	
11496	4731	BERNAL DR	MSRP	CDBG	\$ 2,080.00	
11783	230	BETTYRAE WAY	MSRP	CDBG	\$ 4,300.00	1
11783	230	BETTYRAE WAY	MSRP	CDBG	\$ 7,287.72	
11603	3217	BIGLOW ST	MSRP	CDBG	\$ 7,090.84	1
11603	3217	BIGLOW ST	MSRP	CDBG	\$ 5,493.71	
11228	4823	BISMARK DR	MSRP	CDBG	\$ 6,282.56	1
11603	4823	BISMARK DR	MSRP	CDBG	\$ 3,059.00	
11603	4823	BISMARK DR	MSRP	CDBG	\$ 1,760.00	
11603	4823	BISMARK DR	MSRP	CDBG	\$ 5,810.00	
11496	623	BLUE GRASS DR	MSRP	CDBG	\$ 6,675.70	1
11496	623	BLUE GRASS DR	MSRP	CDBG	\$ 5,205.84	
11603	8904	BLUE STEM	MSRP	CDBG	\$ 4,020.00	1
11603	8904	BLUE STEM	MSRP	CDBG	\$ 5,516.44	
11228	2835	BONNIE VIEW RD	MSRP	CDBG	\$ 7,309.08	1
11228	1442	BONNIE VIEW RD	MSRP	CDBG	\$ 5,120.00	1
11603	5330	BREAKWOOD DR	MSRP	CDBG	\$ 1,548.00	1
11603	5330	BREAKWOOD DR	MSRP	CDBG	\$ 7,300.00	
11603	5330	BREAKWOOD DR	MSRP	CDBG	\$ 8,650.99	
11228	240	BRODIE	MSRP	CDBG	\$ 6,503.50	1
11603	2319	BROOKFIELD AVE	MSRP	CDBG	\$ 4,039.00	1
11603	2319	BROOKFIELD AVE	MSRP	CDBG	\$ 4,540.92	
11603	2319	BROOKFIELD AVE	MSRP	CDBG	\$ 8,836.75	
11603	363	CAMPUS	MSRP	CDBG	\$ 9,028.00	1

IDIS Activity	Street #	Street Name	Program	Funding	Amount Expended	# Units Produced
11603	363	CAMPUS	MSRP	CDBG	\$ 8,470.00	
11228	3408	CARDINAL DR	MSRP	CDBG	\$ 2,700.00	1
11228	3408	CARDINAL DR.	MSRP	CDBG	\$ 1,100.00	
11228	3408	CARDINAL DR.	MSRP	CDBG	\$ 7,033.60	
11228	5622	Cary	MSRP	CDBG	\$ 3,432.00	1
11228	5622	Cary	MSRP	CDBG	\$ 5,046.36	
11228	5622	Cary	MSRP	CDBG	\$ 5,347.00	
11228	9557	CASTLEFIELD DR	MSRP	CDBG	\$ 2,475.00	1
11603	13115	CHANDLER DR	MSRP	CDBG	\$ 8,551.67	1
11603	13115	CHANDLER DR	MSRP	CDBG	\$ 5,330.00	
11228	10030	CHECOTA DR	MSRP	CDBG	\$ 2,840.00	1
11228	10030	CHECOTA DR	MSRP	CDBG	\$ 6,188.00	
11228	10030	CHECOTA DR	MSRP	CDBG	\$ 7,395.00	
11496	2623	CLARENDON, W. DR	MSRP	CDBG	\$ 4,795.00	1
11496	2623	CLARENDON, W. DR	MSRP	CDBG	\$ 3,246.00	
11496	2623	CLARENDON, W. DR	MSRP	CDBG	\$ 5,205.00	
11496	2623	CLARENDON, W. DR	MSRP	CDBG	\$ 3,883.64	
11228	4126	CLARK COLLEGE	MSRP	CDBG	\$ 5,973.00	1
11228	4126	CLARK COLLEGE	MSRP	CDBG	\$ 3,492.00	
11228	4126	CLARK COLLEGE	MSRP	CDBG	\$ 1,300.00	
11228	4126	CLARK COLLEGE	MSRP	CDBG	\$ 1,300.00	
11603	4222	CLARK COLLEGE	MSRP	CDBG	\$ 4,700.00	1
11603	4222	CLARK COLLEGE	MSRP	CDBG	\$ 7,168.23	
11603	4222	CLARK COLLEGE	MSRP	CDBG	\$ 5,630.00	
11603	4112	CLARK COLLEGE	MSRP	CDBG	\$ 3,264.00	1
11603	4112	CLARK COLLEGE	MSRP	CDBG	\$ 1,350.00	
11603	4112	CLARK COLLEGE	MSRP	CDBG	\$ 5,037.95	
11603	4112	CLARK COLLEGE	MSRP	CDBG	\$ 5,983.12	
11603	4242	CLARK COLLEGE DR	MSRP	CDBG	\$ 5,202.99	1
11228	4605	COLWICK AVE	MSRP	CDBG	\$ 5,139.40	1
11228	4605	COLWICK AVE	MSRP	CDBG	\$ 4,893.73	
11228	4605	COLWICK AVE	MSRP	CDBG	\$ 5,673.50	
11603	1203	COMBS CREEK DR	MSRP	CDBG	\$ 6,437.10	1
11603	1203	COMBS CREEK DR	MSRP	CDBG	\$ 6,247.50	
11603	1203	COMBS CREEK DR	MSRP	CDBG	\$ 4,335.02	
10957	2238	COOPER	MSRP	CDBG	\$ 787.00	1
10957	2238	COOPER	MSRP	CDBG	\$ 6,025.00	
10957	2238	COOPER	MSRP	CDBG	\$ 4,756.00	
11603	4932	CORRIGAN AVE	MSRP	CDBG	\$ 5,455.75	1
11603	4932	CORRIGAN AVE	MSRP	CDBG	\$ 3,759.00	
11603	4932	CORRIGAN AVE	MSRP	CDBG	\$ 8,042.99	
11228	2514	CRADDOCK ST	MSRP	CDBG	\$ 8,140.00	1
11228	2514	CRADDOCK ST	MSRP	CDBG	\$ 3,138.90	
11228	2514	CRADDOCK ST	MSRP	CDBG	\$ 5,163.20	
11228	2253	DEER PATH DR	MSRP	CDBG	\$ 2,480.00	1
11228	2253	DEER PATH DR	MSRP	CDBG	\$ 5,044.46	
11228	2253	DEER PATH DR	MSRP	CDBG	\$ 6,073.90	
11603	627	DELAWARE	MSRP	CDBG	\$ 1,880.00	1
11603	627	DELAWARE	MSRP	CDBG	\$ 5,935.00	
11228	627	DOGWOOD TRL	MSRP	CDBG	\$ 4,026.40	1
11228	627	DOGWOOD TRL	MSRP	CDBG	\$ 6,075.50	
11228	627	DOGWOOD TRL	MSRP	CDBG	\$ 6,560.00	
11228	8838	DONNYBROOK LN	MSRP	CDBG	\$ 8,254.40	
11603	8838	DONNYBROOK LN	MSRP	CDBG	\$ 4,832.00	1
11496	1433	DUET DR	MSRP	CDBG	\$ 1,190.00	1
11496	1433	DUET DR	MSRP	CDBG	\$ 5,954.11	
11496	1433	DUET DR	MSRP	CDBG	\$ 5,514.00	
11496	1433	DUET DR	MSRP	CDBG	\$ 4,600.00	

IDIS Activity	Street #	Street Name	Program	Funding	Amount Expended	# Units Produced
11496	11037	DUNAWAY DR	MSRP	CDBG	\$ 5,632.00	1
11496	11037	DUNAWAY DR	MSRP	CDBG	\$ 7,059.54	
11496	11037	DUNAWAY DR	MSRP	CDBG	\$ 4,807.50	
11603	3315	DUTTON DR	MSRP	CDBG	\$ 2,571.00	1
11603	3315	DUTTON DR	MSRP	CDBG	\$ 5,243.00	
11603	3315	DUTTON DR	MSRP	CDBG	\$ 3,012.84	
11603	3315	DUTTON DR	MSRP	CDBG	\$ 5,757.00	
11228	3019	EDGEFIELD, S. AVE	MSRP	CDBG	\$ 5,854.08	1
11228	3019	EDGEFIELD, S. AVE	MSRP	CDBG	\$ 3,150.00	
11228	3019	EDGEFIELD, S. AVE	MSRP	CDBG	\$ 2,740.00	
11228	7232	EMBASSY ST	MSRP	CDBG	\$ 5,646.96	1
11228	7232	EMBASSY ST	MSRP	CDBG	\$ 3,755.00	
11228	7232	EMBASSY ST	MSRP	CDBG	\$ 2,140.00	
11228	7232	EMBASSY ST	MSRP	CDBG	\$ 5,805.00	
11228	10035	EVERTON PL	MSRP	CDBG	\$ 4,450.95	1
11228	10035	EVERTON PL	MSRP	CDBG	\$ 2,512.98	
11228	10035	EVERTON PL	MSRP	CDBG	\$ 5,353.05	
11228	3508	EWING, S.	MSRP	CDBG	\$ 6,570.00	1
11228	3508	EWING, S.	MSRP	CDBG	\$ 3,520.00	
11228	3508	EWING, S.	MSRP	CDBG	\$ 7,060.50	
11603	3707	FALLS DR	MSRP	CDBG	\$ 5,172.62	1
11603	3707	FALLS DR	MSRP	CDBG	\$ 5,178.00	
11603	3707	FALLS DR	MSRP	CDBG	\$ 2,368.00	
11603	3707	FALLS DR	MSRP	CDBG	\$ 1,550.00	
11228	3107	FERNWOOD	MSRP	CDBG	\$ 4,893.73	1
11228	3107	FERNWOOD	MSRP	CDBG	\$ 5,205.00	
11228	3107	FERNWOOD	MSRP	CDBG	\$ 5,698.46	
11603	7535	FLORINA PKWY	MSRP	CDBG	\$ 608.00	1
11603	7535	FLORINA PKWY	MSRP	CDBG	\$ 5,751.00	
11228	1602	FORDHAM RD	MSRP	CDBG	\$ 6,073.90	
11603	1602	FORDHAM RD	MSRP	CDBG	\$ 4,894.00	
11228	1602	FORHAM RD	MSRP	CDBG	\$ 6,531.02	1
11603	520	FORSYTHE DR	MSRP	CDBG	\$ 6,269.00	1
11603	520	FORSYTHE DR	MSRP	CDBG	\$ 6,120.00	
11603	520	FORSYTHE DR	MSRP	CDBG	\$ 5,093.71	
11603	2613	FOWLER ST	MSRP	CDBG	\$ 6,999.43	1
11603	2613	FOWLER ST	MSRP	CDBG	\$ 4,630.00	
11603	2613	FOWLER ST	MSRP	CDBG	\$ 5,857.00	
11603	3432	FROSTY TRL	MSRP	CDBG	\$ 6,452.03	1
11603	3432	FROSTY TRL	MSRP	CDBG	\$ 5,053.46	
11228	2609	GARAPAN AVE	MSRP	CDBG	\$ 3,975.75	1
11228	2609	GARAPAN AVE	MSRP	CDBG	\$ 7,158.00	
11228	2609	GARAPAN AVE	MSRP	CDBG	\$ 6,644.64	
11603	2810	GAY ST.	MSRP	CDBG	\$ 4,692.18	1
11603	2810	GAY ST.	MSRP	CDBG	\$ 2,180.00	
11603	6539	GENTLE RIVER	MSRP	CDBG	\$ 5,442.89	1
11228	6539	GENTLE RIVER DR	MSRP	CDBG	\$ 6,864.88	
11603	6535	GENTLE RIVER DR	MSRP	CDBG	\$ 7,191.44	1
11603	6535	GENTLE RIVER DR	MSRP	CDBG	\$ 1,116.17	
11603	6535	GENTLE RIVER DR	MSRP	CDBG	\$ 6,270.75	
11228	9459	GLENGREEN DR	MSRP	CDBG	\$ 5,200.00	1
11228	9459	GLENGREEN DR	MSRP	CDBG	\$ 6,096.88	
11228	9459	GLENGREEN DR	MSRP	CDBG	\$ 5,477.00	
11228	9459	GLENGREEN DR	MSRP	CDBG	\$ 726.00	
11603	3342	GLENHAVEN BLVD	MSRP	CDBG	\$ 2,451.00	1
11603	3342	GLENHAVEN BLVD	MSRP	CDBG	\$ 5,793.00	
11603	3342	GLENHAVEN BLVD	MSRP	CDBG	\$ 5,202.99	
11603	3342	GLENHAVEN BLVD	MSRP	CDBG	\$ 2,206.00	
11228	6359	GODFREY AVE	MSRP	CDBG	\$ 6,173.67	1

IDIS Activity	Street #	Street Name	Program	Funding	Amount Expended	# Units Produced
11228	6359	GODFREY AVE	MSRP	CDBG	\$ 4,740.00	
11228	6359	GODFREY AVE	MSRP	CDBG	\$ 1,300.00	
11228	6359	GODFREY AVE	MSRP	CDBG	\$ 1,300.00	1
11228	6359	GODFREY AVE	MSRP	CDBG	\$ 4,740.00	
11228	6359	GODFREY AVE	MSRP	CDBG	\$ 6,173.67	
11603	6210	GODFREY AVE	MSRP	CDBG	\$ 7,384.95	1
11603	6210	GODFREY AVE	MSRP	CDBG	\$ 3,680.00	
11603	6210	GODFREY AVE	MSRP	CDBG	\$ 5,660.00	
11228	750	GOLDWOOD DR.	MSRP	CDBG	\$ 6,107.20	1
11228	750	GOLDWOOD DR.	MSRP	CDBG	\$ 4,905.00	
11228	2634	GOOCH	MSRP	CDBG	\$ 5,044.46	1
11228	2634	GOOCH	MSRP	CDBG	\$ 2,480.00	
11496	1809	GREENDALE DR	MSRP	CDBG	\$ 1,020.00	
11603	1809	GREENDALE DR	MSRP	CDBG	\$ 9,800.00	1
11603	10112	GROVE OAKS BLVD	MSRP	CDBG	\$ 3,840.00	1
11603	531	GULLEDGE LN	MSRP	CDBG	\$ 7,400.67	1
11603	531	GULLEDGE LN	MSRP	CDBG	\$ 5,969.00	
11603	531	GULLEDGE LN	MSRP	CDBG	\$ 1,350.00	
11228	118	GUTHRIE ST	MSRP	CDBG	\$ 6,640.00	
11603	118	GUTHRIE ST	MSRP	CDBG	\$ 1,920.00	1
11603	118	GUTHRIE ST	MSRP	CDBG	\$ 4,716.40	
11228	4852	HAAS DR	MSRP	CDBG	\$ 5,861.40	1
11228	4852	HAAS DR	MSRP	CDBG	\$ 3,060.00	
11228	4852	HAAS DR	MSRP	CDBG	\$ 6,158.00	
11228	3892	HAPPY CANYON	MSRP	CDBG	\$ 6,480.00	1
11228	3892	HAPPY CANYON	MSRP	CDBG	\$ 6,604.08	
11228	3892	HAPPY CANYON	MSRP	CDBG	\$ 1,350.00	
11228	1512	HARBOR RD	MSRP	CDBG	\$ 6,604.00	1
11228	1512	HARBOR RD	MSRP	CDBG	\$ 8,868.21	
11228	1512	HARBOR RD	MSRP	CDBG	\$ 2,700.00	
11228	1624	HEATHER GLEN	MSRP	CDBG	\$ 7,336.43	1
11228	1624	HEATHER GLEN	MSRP	CDBG	\$ 7,360.00	
11228	1624	HEATHER GLEN	MSRP	CDBG	\$ 1,250.00	
11603	1616	HEATHER GLEN DR	MSRP	CDBG	\$ 8,198.15	1
11603	1616	HEATHER GLEN DR	MSRP	CDBG	\$ 3,734.00	
11603	1616	HEATHER GLEN DR	MSRP	CDBG	\$ 5,395.12	
11228	4641	HEDGDON DR	MSRP	CDBG	\$ 3,660.00	1
11228	4641	HEDGDON DR	MSRP	CDBG	\$ 6,320.52	
11228	4641	HEDGDON DR	MSRP	CDBG	\$ 4,889.89	
11496	518	HIGHFALL DR	MSRP	CDBG	\$ 5,460.00	1
11496	518	HIGHFALL DR	MSRP	CDBG	\$ 7,215.00	
11603	1210	HILLBURN DR	MSRP	CDBG	\$ 5,280.00	1
11603	1210	HILLBURN DR	MSRP	CDBG	\$ 6,043.10	
11603	1210	HILLBURN DR	MSRP	CDBG	\$ 3,995.00	
11603	1210	HILLBURN DR	MSRP	CDBG	\$ 2,160.00	
11603	227	HOBSON, W. AVE	MSRP	CDBG	\$ 5,566.00	1
11603	227	HOBSON, W. AVE	MSRP	CDBG	\$ 2,644.00	
11603	227	HOBSON, W. AVE	MSRP	CDBG	\$ 5,276.00	
11603	5008	HOLLOWRIDGE	MSRP	CDBG	\$ 6,227.00	1
11603	10131	HOMEPLACE	MSRP	CDBG	\$ 6,051.24	1
11228	9910	HUSTEAD ST	MSRP	CDBG	\$ 3,135.00	1
11228	9910	HUSTEAD ST	MSRP	CDBG	\$ 5,654.00	
11496	2728	IVANDELL AVE	MSRP	CDBG	\$ 4,889.89	1
11496	2728	IVANDELL AVE	MSRP	CDBG	\$ 5,605.00	
11496	2728	IVANDELL AVE	MSRP	CDBG	\$ 2,159.96	
11228	5171	IVY LN	MSRP	CDBG	\$ 5,564.16	1
11228	5171	IVY LN	MSRP	CDBG	\$ 4,859.36	
11228	5171	IVY LN	MSRP	CDBG	\$ 2,400.00	
11228	5006	IVY LN	MSRP	CDBG	\$ 1,768.00	1

IDIS Activity	Street #	Street Name	Program	Funding	Amount Expended	# Units Produced
11228	5006	IVY LN	MSRP	CDBG	\$ 6,430.00	
11603	2547	JENNINGS AVE	MSRP	CDBG	\$ 2,464.00	1
11603	2547	JENNINGS AVE	MSRP	CDBG	\$ 5,481.48	
11603	2547	JENNINGS AVE	MSRP	CDBG	\$ 8,170.00	
11228	622	KELSO DR	MSRP	CDBG	\$ 8,819.05	1
11228	622	KELSO DR	MSRP	CDBG	\$ 7,350.60	
11603	619	KELSO DR	MSRP	CDBG	\$ 1,300.00	1
11603	619	KELSO DR	MSRP	CDBG	\$ 8,143.50	
11603	619	KELSO DR	MSRP	CDBG	\$ 5,745.00	
11228	2433	KIEST, E.	MSRP	CDBG	\$ 5,944.00	1
11603	1403	KINGSLEY DR	MSRP	CDBG	\$ 6,005.00	1
11603	1403	KINGSLEY DR	MSRP	CDBG	\$ 4,842.00	
11603	1403	KINGSLEY DR	MSRP	CDBG	\$ 2,590.00	
11228	515	KIRNWOOD PL	MSRP	CDBG	\$ 1,250.00	1
11228	515	KIRNWOOD PL	MSRP	CDBG	\$ 5,777.00	
11228	515	KIRNWOOD PL	MSRP	CDBG	\$ 5,579.00	
11228	515	KIRNWOOD PL	MSRP	CDBG	\$ 4,893.71	
11228	8011	KISKA ST	MSRP	CDBG	\$ 2,310.00	1
11603	4118	LADALE DR	MSRP	CDBG	\$ 4,920.00	1
11603	4118	LADALE DR	MSRP	CDBG	\$ 5,037.00	
11603	4118	LADALE DR	MSRP	CDBG	\$ 5,953.61	
11603	7515	LAKE JUNE RD	MSRP	CDBG	\$ 2,400.00	1
11603	7515	LAKE JUNE RD	MSRP	CDBG	\$ 2,360.40	
11603	7515	LAKE JUNE RD	MSRP	CDBG	\$ 5,555.10	
11603	7515	LAKE JUNE RD	MSRP	CDBG	\$ 5,556.50	
11603	1430	LAURA	MSRP	CDBG	\$ 6,374.49	1
11603	1430	LAURA	MSRP	CDBG	\$ 5,200.00	
11603	1430	LAURA	MSRP	CDBG	\$ 4,484.00	
11603	6542	LAZY RIVER DR	MSRP	CDBG	\$ 6,019.00	1
11603	6542	LAZY RIVER DR	MSRP	CDBG	\$ 5,039.00	
11603	6542	LAZY RIVER DR	MSRP	CDBG	\$ 3,721.30	
11603	6434	LEANING OAKS ST	MSRP	CDBG	\$ 8,184.86	1
11603	6434	LEANING OAKS ST	MSRP	CDBG	\$ 5,449.99	
11228	1503	LEBANON AVE	MSRP	CDBG	\$ 5,939.00	
11603	1503	LEBANON AVE	MSRP	CDBG	\$ 6,713.50	1
11603	1503	LEBANON AVE	MSRP	CDBG	\$ 4,796.09	
11603	4269	LELAND COLLEGE DR	MSRP	CDBG	\$ 6,450.59	1
11603	4269	LELAND COLLEGE DR	MSRP	CDBG	\$ 5,663.24	
11603	4269	LELAND COLLEGE DR	MSRP	CDBG	\$ 1,120.00	
11228	2203	LEWISTON AVE	MSRP	CDBG	\$ 7,562.50	1
11228	2203	LEWISTON AVE	MSRP	CDBG	\$ 8,334.18	
11496	3215	LLEWELLYN AVE	MSRP	CDBG	\$ 5,321.20	1
11496	3215	LLEWELLYN AVE	MSRP	CDBG	\$ 5,613.00	
11496	3215	LLEWELLYN AVE	MSRP	CDBG	\$ 6,045.00	
11228	6840	LUCY ST.	MSRP	CDBG	\$ 5,673.01	1
11228	6840	LUCY ST.	MSRP	CDBG	\$ 5,918.00	
11228	6840	LUCY ST.	MSRP	CDBG	\$ 450.00	
11603	2617	MAGNA VISTA DR	MSRP	CDBG	\$ 6,980.97	1
11603	2617	MAGNA VISTA DR	MSRP	CDBG	\$ 9,015.00	
11228	5204	MARSALIS, S. AVE	MSRP	CDBG	\$ 5,632.00	1
11228	5204	MARSALIS, S. AVE	MSRP	CDBG	\$ 3,840.00	
11228	5204	MARSALIS, S. AVE	MSRP	CDBG	\$ 1,538.21	
11496	523	MARTINIQUE	MSRP	CDBG	\$ 6,840.35	1
11496	523	MARTINIQUE	MSRP	CDBG	\$ 6,500.00	
11496	523	MARTINIQUE	MSRP	CDBG	\$ 5,492.00	
11228	3110	MARYLAND AVE	MSRP	CDBG	\$ 2,515.00	1
11228	3110	MARYLAND AVE	MSRP	CDBG	\$ 6,568.63	
11228	3110	MARYLAND AVE	MSRP	CDBG	\$ 3,045.00	
11496	7814	MATTISON ST	MSRP	CDBG	\$ 7,150.50	1

IDIS Activity	Street #	Street Name	Program	Funding	Amount Expended	# Units Produced
11496	7814	MATTISON ST	MSRP	CDBG	\$ 2,900.00	
11496	7814	MATTISON ST	MSRP	CDBG	\$ 1,350.00	
11228	3770	MCLARTY	MSRP	CDBG	\$ 5,890.00	1
11228	3770	MCLARTY	MSRP	CDBG	\$ 4,694.47	
11603	508	MEADOWSHIRE DR	MSRP	CDBG	\$ 1,450.00	1
11603	7304	MESA VERDE TRL	MSRP	CDBG	\$ 5,644.00	
10957	2835	METROPOLITIAN	MSRP	CDBG	\$ 5,432.00	1
11603	3229	MICHIGAN AVE	MSRP	CDBG	\$ 5,863.00	1
11603	3229	MICHIGAN AVE	MSRP	CDBG	\$ 6,373.08	
11603	3229	MICHIGAN AVE	MSRP	CDBG	\$ 3,552.00	
11228	6119	MISTY WOOD	MSRP	CDBG	\$ 5,275.55	1
11228	6119	MISTY WOOD	MSRP	CDBG	\$ 7,123.09	
11228	6119	MISTY WOOD	MSRP	CDBG	\$ 3,880.00	
11228	6119	MISTY WOOD	MSRP	CDBG	\$ 1,221.00	
10957	4210	MONTIE	MSRP	CDBG	\$ 5,747.00	1
11603	7032	NANDINA DR	MSRP	CDBG	\$ 8,306.26	1
11603	7032	NANDINA DR	MSRP	CDBG	\$ 7,649.71	
11603	8144	NELSON DR	MSRP	CDBG	\$ 8,988.81	1
11603	8144	NELSON DR	MSRP	CDBG	\$ 3,256.00	
11228	7420	NEUHOFF DR	MSRP	CDBG	\$ 5,115.00	1
11228	7420	NEUHOFF DR	MSRP	CDBG	\$ 3,816.00	
11228	7420	NEUHOFF DR	MSRP	CDBG	\$ 7,405.25	
11603	4149	NORCO DR	MSRP	CDBG	\$ 1,350.00	1
11228	3327	PACESETTER DR	MSRP	CDBG	\$ 1,350.00	1
11228	3327	PACESETTER DR.	MSRP	CDBG	\$ 5,507.00	
11228	3327	PACESETTER DR.	MSRP	CDBG	\$ 6,389.70	
11603	3222	PALO ALTO DR	MSRP	CDBG	\$ 6,308.95	1
11603	3222	PALO ALTO DR	MSRP	CDBG	\$ 6,300.00	
11603	3222	PALO ALTO DR	MSRP	CDBG	\$ 750.00	
11603	3222	PALO ALTO DR	MSRP	CDBG	\$ 3,650.00	
11496	2508	PARK ROW AVE	MSRP	CDBG	\$ 1,880.00	
11603	2508	PARK ROW AVE	MSRP	CDBG	\$ 8,440.99	1
11228	3014	Pennsylvania		CDBG	\$ 5,992.50	1
11603	1233	PENTAGON PKWY	MSRP	CDBG	\$ 6,189.30	1
11603	1233	PENTAGON PKWY	MSRP	CDBG	\$ 2,585.00	
11603	1233	PENTAGON PKWY	MSRP	CDBG	\$ 5,460.00	
11603	1130	PIONEER	MSRP	CDBG	\$ 4,766.00	1
11603	1130	PIONEER	MSRP	CDBG	\$ 7,884.49	
11603	1130	PIONEER	MSRP	CDBG	\$ 4,649.00	
11603	1105	PLEASANT DR	MSRP	CDBG	\$ 1,862.72	1
11496	4106	PRINGLE DR	MSRP	CDBG	\$ 7,662.85	1
11496	4106	PRINGLE DR	MSRP	CDBG	\$ 5,674.50	
11228	4107	PRINGLE DR	MSRP	CDBG	\$ 6,952.00	1
11228	4107	PRINGLE DR	MSRP	CDBG	\$ 5,205.00	
11228	4107	PRINGLE DR	MSRP	CDBG	\$ 5,342.75	
11603	2827	PROSPERITY	MSRP	CDBG	\$ 1,100.00	1
11603	2827	PROSPERITY	MSRP	CDBG	\$ 7,033.60	
11603	2827	PROSPERITY	MSRP	CDBG	\$ 5,726.99	
11603	13630	PURPLE SAGE RD	MSRP	CDBG	\$ 1,535.00	1
11603	13630	PURPLE SAGE RD	MSRP	CDBG	\$ 6,915.30	
11603	13630	PURPLE SAGE RD	MSRP	CDBG	\$ 4,887.15	
11228	4919	RAMONA AVE	MSRP	CDBG	\$ 3,000.00	1
11228	4919	RAMONA AVE	MSRP	CDBG	\$ 5,135.80	
11228	4919	RAMONA AVE	MSRP	CDBG	\$ 3,000.00	
11603	2735	RAMSEY AVE	MSRP	CDBG	\$ 6,602.00	1
11603	2735	RAMSEY AVE	MSRP	CDBG	\$ 2,244.00	
11603	2735	RAMSEY AVE	MSRP	CDBG	\$ 5,339.50	
11603	2735	RAMSEY AVE	MSRP	CDBG	\$ 3,244.00	
11603	2221	RED BIRD LN. W.	MSRP	CDBG	\$ 7,655.00	1

IDIS Activity	Street #	Street Name	Program	Funding	Amount Expended	# Units Produced
11603	2221	RED BIRD LN. W.	MSRP	CDBG	\$ 9,063.50	
11228	2508	SAN PAULA AVE	MSRP	CDBG	\$ 840.00	1
11496	6509	SECO BLVD	MSRP	CDBG	\$ 5,474.71	1
11496	6509	SECO BLVD	MSRP	CDBG	\$ 7,474.79	
11228	2043	SHORTAL DR.	MSRP	CDBG	\$ 6,020.00	1
11228	9505	SILVER FALLS BLVD	MSRP	CDBG	\$ 8,430.00	1
11228	9505	SILVER FALLS BLVD	MSRP	CDBG	\$ 6,000.00	
11603	6045	SINGING HILLS DR	MSRP	CDBG	\$ 8,090.02	1
11603	6045	SINGING HILLS DR	MSRP	CDBG	\$ 4,269.00	
11603	2969	SPRUCE VALLEY LN	MSRP	CDBG	\$ 4,484.00	1
11603	2969	SPRUCE VALLEY LN	MSRP	CDBG	\$ 4,751.11	
11603	2969	SPRUCE VALLEY LN	MSRP	CDBG	\$ 1,300.00	
11603	2969	SPRUCE VALLEY LN	MSRP	CDBG	\$ 4,679.00	
11603	3253	SPRUCE VALLEY LN	MSRP	CDBG	\$ 5,120.00	1
11603	3253	SPRUCE VALLEY LN	MSRP	CDBG	\$ 4,539.00	
11603	3253	SPRUCE VALLEY LN	MSRP	CDBG	\$ 6,950.60	
10957	2930	SPURLOCK ST	MSRP	CDBG	\$ 5,295.00	
11603	2930	SPURLOCK ST	MSRP	CDBG	\$ 5,354.45	
11603/10957	2930	SPURLOCK ST	MSRP	CDBG	\$ 5,951.55	1
11603	6432	Ssilvery moon	MSRP	CDBG	\$ 4,694.45	1
11603	6432	Ssilvery moon	MSRP	CDBG	\$ 7,313.80	
11603	6432	Ssilvery moon	MSRP	CDBG	\$ 5,482.16	
11603	2312	SUMMIT LN	MSRP	CDBG	\$ 2,325.00	1
11603	2312	SUMMIT LN	MSRP	CDBG	\$ 5,537.10	
11496	6928	SWEET SUE LN	MSRP	CDBG	\$ 6,045.33	1
11496	6928	SWEET SUE LN	MSRP	CDBG	\$ 6,447.60	
11228	6421	SYMPHONY LN	MSRP	CDBG	\$ 5,620.00	1
11228	6421	SYMPHONY LN	MSRP	CDBG	\$ 2,700.00	
11228	6421	SYMPHONY LN	MSRP	CDBG	\$ 8,752.00	
11496	7123	TERESITA TRL	MSRP	CDBG	\$ 10,090.00	1
11496	7123	TERESITA TRL	MSRP	CDBG	\$ 1,534.50	
11496	124	TERRACE DR	MSRP	CDBG	\$ 910.00	1
11603	124	TERRACE DR.	MSRP	CDBG	\$ 4,915.00	
11603	124	TERRACE DR.	MSRP	CDBG	\$ 4,893.71	
11603	124	TERRACE DR.	MSRP	CDBG	\$ 5,734.08	
11603	124	TERRACE DR.	MSRP	CDBG	\$ 1,955.00	
11228	7812	TOMKINS LN	MSRP	CDBG	\$ 8,745.36	1
11228	7812	TOMKINS LN	MSRP	CDBG	\$ 5,320.00	
11603	1940	UTICA DR	MSRP	CDBG	\$ 5,637.58	1
11603	1940	UTICA DR	MSRP	CDBG	\$ 2,264.00	
11603	1940	UTICA DR	MSRP	CDBG	\$ 3,520.00	
11603	1940	UTICA DR	MSRP	CDBG	\$ 5,493.71	
11228	2347	VAGAS ST	MSRP	CDBG	\$ 4,759.00	1
11228	2347	VAGAS ST	MSRP	CDBG	\$ 3,419.00	
11228	2347	VAGAS ST	MSRP	CDBG	\$ 3,071.00	
11603	9732	VALLEY MILLS LN	MSRP	CDBG	\$ 4,887.78	1
11496	723	VERMONT AVE	MSRP	CDBG	\$ 8,484.05	1
11496	723	VERMONT AVE	MSRP	CDBG	\$ 1,778.50	
11496	723	VERMONT AVE	MSRP	CDBG	\$ 6,007.00	
11603	2529	VOLGA AVE	MSRP	CDBG	\$ 6,015.00	1
11603	2529	VOLGA AVE	MSRP	CDBG	\$ 1,755.00	
11603	2529	VOLGA AVE	MSRP	CDBG	\$ 5,883.75	
11603	2529	VOLGA AVE	MSRP	CDBG	\$ 2,880.00	
11228	3705	WENDELKIN ST	MSRP	CDBG	\$ 388.96	1
11228	3705	WENDELKIN ST	MSRP	CDBG	\$ 3,240.00	
11228	3705	WENDELKIN ST	MSRP	CDBG	\$ 5,492.00	
11228	2818	WILHURT	MSRP	CDBG	\$ 4,859.36	1
11228	2818	WILHURT	MSRP	CDBG	\$ 5,564.16	
11228	2818	WILHURT	MSRP	CDBG	\$ 2,400.00	

IDIS Activity	Street #	Street Name	Program	Funding	Amount Expended	# Units Produced
11228	2646	WILTON	MSRP	CDBG	\$ 7,250.00	1
11228	2646	WILTON	MSRP	CDBG	\$ 5,366.25	
11228	2646	WILTON	MSRP	CDBG	\$ 3,550.00	
11228	1002	WINTERS ST	MSRP	CDBG	\$ 7,899.16	1
11228	1002	WINTERS ST	MSRP	CDBG	\$ 6,773.25	
11228	1002	WINTERS ST	MSRP	CDBG	\$ 2,710.00	
11603	826	WOODACRE DR	MSRP	CDBG	\$ 8,762.08	1
11603	826	WOODACRE DR	MSRP	CDBG	\$ 1,379.80	
11603	826	WOODACRE DR	MSRP	CDBG	\$ 7,300.00	
11228	1933	YUCCA DR	MSRP	CDBG	\$ 5,767.00	1
11228	1933	YUCCA DR	MSRP	CDBG	\$ 5,494.00	
11228	1933	YUCCA DR	MSRP	CDBG	\$ 6,238.94	
					\$ 2,115,602.58	159

17. MINORITY OUTREACH



HOME APR
FY 2012-13 Minority Outreach Reconstruction/Repair Narrative
City of Dallas Housing/Community Services Department

C. Minority Outreach

To improve the utilization of minority and women owned businesses, the Department continues to examine the utilization and women owned businesses by non-profit housing organizations funded by the City. Steps continue to be taken to establish Good Faith Effort plans in future contracts with nonprofits.

1) An analysis of participation of minorities and women and entities owned by minorities and women in its HOME Program

Under the HOME Program **twenty-two (22)** Home Repair projects were initiated in FY 2012-13 as follows:

Seventeen (17) projects were **completed** totaling **\$1,690,690**.

- **Nine (9)** projects were awarded to Black Non-Hispanic male contractors totaling **\$919,290**;
- **Two (2)** projects were awarded to a Hispanic male contractor totaling **\$201,400**; and
- **Six (6)** projects were awarded to White Non-Hispanic contractors totaling **\$570,000**.

Five (5) projects are **underway** with current funding totaling **\$515,000**.

- **Four (4)** projects were awarded to Black Non-Hispanic male contractors totaling **\$412,000**; and
- **One (1)** project was awarded to a Hispanic male contractor totaling **\$103,000**.

2) A statement of actions planned to improve performance in the use of minority and women-owned business where appropriate.

The City of Dallas continues with the “Good Faith Effort Plan” for involving qualified Minority and Women-Owned Business Enterprises in its various programs. The Housing Department continues to ask the general contractors to encourage the M/WBE subcontractors who are not certified with the North Central Texas Regional Certification Agency to seek certification through the Good Faith Effort (GFE) Division of the Business Development and Procurement Services Department.

FY 2012-13 HOME Funded MWBE Reconstruction Projects - Contracts Awarded
October 1, 2012 - September 30, 2013

Contractor	Race	Gender	Property Address	Underway		Completed		Combined	
				Amount of HOME Expenditures	# Units	Amount of HOME Expenditures	# Units	Amount of Contract**	# Units
Bethel Construction	AA	M							
			1906 Berwick/ Split Fund			\$ 95,290.00	1	\$ 103,000.00	1
			1434 Claude			\$ 103,000.00	1	\$ 103,000.00	1
			1343 Barry			\$ 103,000.00	1	\$ 103,000.00	1
			3111 Rutz			\$ 103,000.00	1	\$ 103,000.00	1
			4102 Esmalda			\$ 103,000.00	1	\$ 103,000.00	1
			2119 Hulse	\$ 103,000.00	1			\$ 103,000.00	1
			Subtotal	\$ 103,000.00	1	\$ 507,290.00	5	\$ 618,000.00	6
Altura Homes DFW,LP	WH	M							
			231 Red Wing			\$ 93,400.00	1	\$ 93,400.00	1
			3301 Chihuahua			\$ 93,400.00	1	\$ 93,400.00	1
			2439 Vegas			\$ 93,400.00	1	\$ 93,400.00	1
			Subtotal	\$ -	0	\$ 280,200.00	3	\$ 280,200.00	3
Eric Miller Homes, Inc.	WH	M							
			2723 Burger			\$ 93,400.00	1	\$ 93,400.00	1
			2906 Alpine			\$ 103,000.00	1	\$ 103,000.00	1
			Subtotal	\$ -	0	\$ 196,400.00	2	\$ 196,400.00	2
Opportunity Developers	AA	M							
			2911 Harlandale			\$ 103,000.00	1	\$ 103,000.00	1
			5317 Goodman			\$ 103,000.00	1	\$ 103,000.00	1
			10141 Oakwood			\$ 103,000.00	1	\$ 103,000.00	1
			2210 Fordham			\$ 103,000.00	1	\$ 103,000.00	1
			4310 Frank	\$ 103,000.00	1			\$ 103,000.00	1
			1816 Overhill	\$ 103,000.00	1			\$ 103,000.00	1
			1915 Riverway	\$ 103,000.00	1			\$ 103,000.00	1
			Subtotal	\$ 309,000.00	3	\$ 412,000.00	4	\$ 721,000.00	7
Myers Custom Builders	WH	M							
			1727 Garza			\$ 93,400.00	1	\$ 93,400.00	1
			Subtotal	\$ -	0	\$ 93,400.00	1	\$ 93,400.00	1
Lincoln House Builders	HIS	M							
			3918 Vineyard - Note 1			\$ 98,400.00	1	\$ 103,000.00	1
			Subtotal	\$ -	0	\$ 98,400.00	1	\$ 103,000.00	1
Torres Construction	HIS	M							
			910 Bank			\$ 103,000.00	1	\$ 103,000.00	1
			1558 E Ohio	\$ 103,000.00	1			\$ 103,000.00	1
			Subtotal	\$ 103,000.00	1	\$ 103,000.00	1	\$ 206,000.00	2
				\$ 515,000.00	5	\$ 1,690,690.00	17	\$ 2,218,000.00	22

18. SHORTFALL FUNDS



SHORTFALL FUNDS

The City of Dallas did not have any shortfall funds during the 2012-13 program year.



19. HOME MATCH



HOME APR

FY 2012-13 HOME MATCH NARRATIVE

City of Dallas Housing / Community Services Department

1. Cadillac Heights: In FY 2002-03, the City of Dallas appropriated \$357,752 in General Funds to fund the Mortgage Assistance Program for families in the Cadillac Heights area of Dallas. During FY 2012-13, \$21,545 of the appropriated funds was expended for homebuyer subsidies in that area.
2. Dallas Tomorrow Fund Program: In FY 2008-09, the City of Dallas appropriated \$309,528 in General Funds to fund the Dallas Tomorrow Fund Program. During FY 2012-13, \$12,496 of the appropriated funds was expended on this program.
3. Bond Funds: Between FY 2002-06, the City of Dallas voters approved the sale of 2003 and 2006 municipal bonds for infrastructure development for affordable single-family homes, for mixed use affordable developments, and for transit oriented developments that would create affordable housing. During FY 2012-13, \$2,500,000 in 2006 Bond funds was spent toward these units.

HOME APR
FY 2012-13 HOME Fund Match Sources and Liabilities Summary
City of Dallas Housing/Community Services Department

<u>General Fund</u>	SOURCE	<u>Expenditures</u>
1	Cadillac Heights (MAP) Program	\$ 21,545
2	Affordable Housing Cost Participation Program	\$ -
3	Dallas Tomorrow Fund Program	\$ 12,496
4	Bond Program (Jubilee Senior Housing)	\$ -
5	Bond Program (Buckeye/Turner Courts)	\$ 2,500,000
6	Court Ordered Restitution Fund for Affordable Housing	\$ -
7	Tax Increment Financing (Atmos and Providence)	\$ -
	Subtotal	\$ 2,534,041
8	Prior Fiscal Year Excess Fund Match	\$ 8,952,465
	Total	\$ 11,486,506

<u>HOME</u>	LIABILITIES	<u>Expenditures*</u>
1	Reconstruction/SHARE Program	\$ 1,070,268
2	Mortgage Assistance Program	\$ 1,256,406
3	CHDO Projects	\$ 1,938,954
4	TBRA	\$ 566,597
	Total	\$ 4,832,225

	\$ 4,832,225
	x 12.50%
= MATCH LIABILITY:	\$ 604,028
	\$ 10,882,478

* Amounts are based on actual total fiscal year expenditures while the HOME APR project reports' amounts are based on contract amounts awarded.

Public reporting burden for this collection of information is estimated to average 45 minutes per response, including the time for reviewing instructions, searching existing data sources, gathering and maintaining the data needed, and completing and reviewing the collection of information. This agency may not conduct or sponsor, and a person is not required to respond to, a collection of information unless that collection displays a valid OMB control number.

The HOME statute imposes a significant number of data collection and reporting requirements. This includes information on assisted properties, on the owners or tenants of the properties, and on other programmatic areas. The information will be used: 1) to assist HOME participants in managing their programs; 2) to track per formance of participants in meeting fund commitment and expenditure deadlines; 3) to permit HUD to determine whether each participant meets the HOME statutory income targeting and affordability requirements; and 4) to permit HUD to determine compliance with other statutory and regulatory program requirements. This data collection is authorized under Title II of the Cranston-Gonzalez National Affordable Housing Act or related authorities. Access to Federal grant funds is contingent on the reporting of certain project-specific data elements. Records of information collected will be maintained by the recipients of the assistance. Information on activities and expenditures of grant funds is public information and is generally available for disclosure. Recipients are responsible for ensuring confidentiality when public disclosure is not required.

Instructions for the HOME Match Report

Applicability:

The HOME Match Report is part of the HOME APR and must be filled out by every participating jurisdiction that incurred a match liability. Match liability occurs when FY 1993 funds (or subsequent year funds) are drawn down from the U.S. Treasury for HOME projects. A Participating Jurisdiction (PJ) may start counting match contributions as of the beginning of Federal Fiscal Year 1993 (October 1, 1992). A jurisdiction not required to submit this report, either because it did not incur any match or because it had a full match reduction, may submit a HOME Match Report if it wishes. The match would count as excess match that is carried over to subsequent years. The match reported on this form must have been contributed during the reporting period (between October 1 and September 30).

Timing:

This form is to be submitted as part of the HOME APR on or before December 31. The original is sent to the HUD Field Office. One copy is sent to the

Office of Affordable Housing Programs, CGHF
Room 7176, HUD, 451 7th Street, S.W.
Washington, D.C. 20410.

The participating jurisdiction also keeps a copy.

Instructions for Part II:

1. **Excess match from prior Federal fiscal year:** Excess match carried over from prior Federal fiscal year.
2. **Match contributed during current Federal fiscal year:** The total amount of match contributions for all projects listed under Part III in column 9 for the Federal fiscal year.

3. **Total match available for current Federal fiscal year:** The sum of excess match carried over from the prior Federal fiscal year (Part II, line 1) and the total match contribution for the current Federal fiscal year (Part II, line 2). This sum is the total match available for the Federal fiscal year.

4. **Match liability for current Federal fiscal year:** The amount of match liability is available from HUD and is provided periodically to PJs. The match must be provided in the current year. The amount of match that must be provided is based on the amount of HOME funds drawn from the U.S. Treasury for HOME projects. The amount of match required equals 25% of the amount drawn down for HOME projects during the Federal fiscal year. Excess match may be carried over and used to meet match liability for subsequent years (see Part II line 5). Funds drawn down for administrative costs, CHDO operating expenses, and CHDO capacity building do not have to be matched. Funds drawn down for CHDO seed money and/or technical assistance loans do not have to be matched if the project does not go forward. A jurisdiction is allowed to get a partial reduction (50%) of match if it meets one of two statutory distress criteria, indicating "fiscal distress," or else a full reduction (100%) of match if it meets both criteria, indicating "severe fiscal distress." The two criteria are poverty rate (must be equal to or greater than 125% of the average national family poverty rate to qualify for a reduction) and per capita income (must be less than 75% of the national average per capita income to qualify for a reduction). In addition, a jurisdiction can get a full reduction if it is declared a disaster area under the Robert T. Stafford Disaster Relief and Emergency Act.

5. **Excess match carried over to next Federal fiscal year:** The total match available for the current Federal fiscal year (Part II, line 3) minus the match liability for the current Federal fiscal year (Part II, line 4). Excess match may be carried over and applied to future HOME project match liability.

Instructions for Part III:

1. **Project No. or Other ID: "Project number"** is assigned by the C/MI System when the PJ makes a project setup call. These projects involve at least some Treasury funds. If the HOME project does not involve Treasury funds, it must be identified with "other ID" as follows: the fiscal year (last two digits only), followed by a number (starting from "01" for the first non-Treasury-funded project of the fiscal year), and then at least one of the following abbreviations: "SF" for project using shortfall funds, "PI" for projects using program income, and "NON" for non-HOME-assisted affordable housing. Example: 93.01.SF, 93.02.PI, 93.03.NON, etc.

Shortfall funds are non-HOME funds used to make up the difference between the participation threshold and the amount of HOME funds allocated to the PJ; the participation threshold requirement applies only in the PJ's first year of eligibility. [§92.102]

Program income (also called "repayment income") is any return on the investment of HOME funds. This income must be deposited in the jurisdiction's HOME account to be used for HOME projects. [§92.503(b)]

20. ANNUAL PERFORMANCE REPORT



Annual Performance Report HOME Program

U.S. Department of Housing
and Urban Development
Office of Community Planning
and Development

OMB Approval No. 2506-0171
(exp. 8/31/2009)

Public reporting burden for this collection of information is estimated to average 2.5 hours per response, including the time for reviewing instructions, searching existing data sources, gathering and maintaining the data needed, and completing and reviewing the collection of information. This agency may not conduct or sponsor, and a person is not required to respond to, a collection of information unless that collection displays a valid OMB control number.

The HOME statute imposes a significant number of data collection and reporting requirements. This includes information on assisted properties, on the owners or tenants of the properties, and on other programmatic areas. The information will be used: 1) to assist HOME participants in managing their programs; 2) to track performance of participants in meeting fund commitment and expenditure deadlines; 3) to permit HUD to determine whether each participant meets the HOME statutory income targeting and affordability requirements; and 4) to permit HUD to determine compliance with other statutory and regulatory program requirements. This data collection is authorized under Title II of the Cranston-Gonzalez National Affordable Housing Act or related authorities. Access to Federal grant funds is contingent on the reporting of certain project-specific data elements. Records of information collected will be maintained by the recipients of the assistance. Information on activities and expenditures of grant funds is public information and is generally available for disclosure. Recipients are responsible for ensuring confidentiality when public disclosure is not required.

This form is intended to collect numeric data to be aggregated nationally as a complement to data collected through the Cash and Management Information (C/M) System. Participants should enter the reporting period in the first block. The reporting period is October 1 to September 30. Instructions are included for each section if further explanation is needed.

Submit this form on or before December 31. Send one copy to the appropriate HUD Field Office and one copy to: HOME Program, Rm 7176, 451 7th Street, S.W., Washington D.C. 20410	This report is for period (mm/dd/yyyy)		Date Submitted (mm/dd/yyyy) 10/21/2013
	Starting 10/01/2012	Ending 9/30/2013	

Part I Participant Identification

1. Participant Number M-12-MC-48-0203	2. Participant Name City of Dallas		
3. Name of Person completing this report David Henley	4. Phone Number (Include Area Code) 214-670-4176		
5. Address 1500 Marilla, Room 6DN; Housing Department	6. City Dallas	7. State Texas	8. Zip Code 75201

Part II Program Income

Enter the following program income amounts for the reporting period: in block 1, enter the balance on hand at the beginning; in block 2, enter the amount generated; in block 3, enter the amount expended; and in block 4, enter the amount for Tenant-Based rental Assistance.

1. Balance on hand at Beginning of Reporting Period 0	2. Amount received during Reporting Period \$1,123,511	3. Total amount expended during Reporting Period \$1,123,511	4. Amount expended for Tenant-Based Rental Assistance 0	5. Balance on hand at end of Reporting Period (1 + 2 - 3) = 5 0
--	---	---	--	--

Part III Minority Business Enterprises (MBE) and Women Business Enterprises (WBE)

In the table below, indicate the number and dollar value of contracts for HOME projects completed during the reporting period.

	a. Total	Minority Business Enterprises (MBE)			f. White Non-Hispanic	
		b. Alaskan Native or American Indian	c. Asian or Pacific Islander	d. Black Non-Hispanic		e. Hispanic
A. Contracts						
1. Number	22			13	3	6
2. Dollar Amount	\$2,205,690			\$1,331,290	\$304,400	\$570,000
B. Sub-Contracts						
1. Number	0					
2. Dollar Amount	\$0					
	a. Total	b. Women Business Enterprises (WBE)	c. Male			
C. Contracts						
1. Number	22	0	22			
2. Dollar Amount	\$2,205,690	\$0	\$2,205,690			
D. Sub-Contracts						
1. Number	0					
2. Dollar Amounts	\$0					

Part IV Minority Owners of Rental Property

In the table below, indicate the number of HOME assisted rental property owners and the total dollar amount of HOME funds in these rental properties assisted during the reporting period.

	a. Total	Minority Property Owners				f. White Non-Hispanic
		b. Alaskan Native or American Indian	c. Asian or Pacific Islander	d. Black Non-Hispanic	e. Hispanic	
1. Number						
2. Dollar Amount						

Part V Relocation and Real Property Acquisition

Indicate the number of persons displaced, the cost of relocation payments, the number of parcels acquired, and the cost of acquisition. The data provided should reflect only displacements and acquisitions occurring during the reporting period.

	a. Number	b. Cost
1. Parcels Acquired	0	
2. Businesses Displaced	0	
3. Nonprofit Organizations Displaced	0	
4. Households Temporarily Relocated, not Displaced	0	

Households Displaced	a. Total	Minority Business Enterprises (MBE)				f. White Non-Hispanic
		b. Alaskan Native or American Indian	c. Asian or Pacific Islander	d. Black Non-Hispanic	e. Hispanic	
5. Households Displaced - Number	0					
6. Households Displaced - Cost	\$0					

21. EARMARKING REQUIREMENTS



U.S. Department of Housing and Urban Development
 Office of Community Planning and Development
 Integrated Disbursement and Information System
 HOME Lower Income Benefit - All Fiscal Years
 Completed Activities Only
 DALLAS , TX

----- Percent of Area Median Income -----							
	0% - 30%	31% - 50%	51% - 60%	61% - 80%	Total 0% - 60%	Total 0% - 80%	Reported As Vacant
<u>Rental Activities</u>							
Units Completed	660	404	110	42	1,174	1,216	0
TBRA Families *	1,722	241	15	9	1,978	1,987	0
Lower Income Benefit %	74.4	20.1	3.9	1.6	98.4	100.0	
<u>Homebuyer Activities</u>							
Units Completed	503	3,324	2,325	2,036	6,152	8,188	0
Lower Income Benefit %	6.1	40.6	28.4	24.9	75.1	100.0	
<u>Homeowner Activities</u>							
Units Completed	206	178	9	8	393	401	0
Lower Income Benefit %	51.4	44.4	2.2	2.0	98.0	100.0	
<u>Total By Median Income</u>							
Units Completed	1,369	3,906	2,444	2,086	7,719	9,805	0
TBRA Families *	1,722	241	15	9	1,978	1,987	0
Lower Income Benefit %	26.2	35.2	20.9	17.8	82.2	100.0	

* TBRA Families are all families reported in TBRA activities which have had funds disbursed



**22. STATUS OF HOME GRANTS
(IDIS REPORT PR27)**





U.S. Department of Housing and Urban Development
 Office of Community Planning and Development
 Integrated Disbursement and Information System
Status of HOME Grants
DALLAS

DATE: 12-18-13
 TIME: 15:52
 PAGE: 1

IDIS - PR27

Commitments from Authorized Funds

(A) Fiscal Year	(B) Total Authorization	(C) Admin/OP Reservation	(E) CR/CC Funds- Amount Reserved to CHDOS	(F) % CHDO Rsvd	(G) SU Funds- Reservations to Other Entities	(H) EN Funds-PJ Committed to Activities	(I) Total Authorized Commitments	(K) % of Auth Cmtd
1992	\$6,611,000.00	\$342,450.00	\$991,650.00	15.0%	\$0.00	\$5,276,900.00	\$6,611,000.00	100.0%
1993	\$4,338,000.00	\$592,160.00	\$683,471.89	15.7%	\$0.00	\$3,062,368.11	\$4,338,000.00	100.0%
1994	\$5,583,000.00	\$508,000.00	\$1,087,451.00	19.4%	\$0.00	\$3,987,549.00	\$5,583,000.00	100.0%
1995	\$6,044,000.00	\$904,400.00	\$906,600.00	15.0%	\$0.00	\$4,233,000.00	\$6,044,000.00	100.0%
1996	\$6,133,000.00	\$904,400.00	\$919,950.00	15.0%	\$0.00	\$4,308,650.00	\$6,133,000.00	100.0%
1997	\$5,994,000.00	\$856,600.00	\$899,100.00	15.0%	\$0.00	\$4,238,300.00	\$5,994,000.00	100.0%
1998	\$6,443,000.00	\$950,300.00	\$966,450.00	15.0%	\$0.00	\$4,526,250.00	\$6,443,000.00	100.0%
1999	\$6,965,000.00	\$794,300.00	\$1,100,000.00	15.7%	\$0.00	\$5,070,700.00	\$6,965,000.00	100.0%
2000	\$6,988,000.00	\$940,300.00	\$1,100,000.00	15.7%	\$0.00	\$4,947,700.00	\$6,988,000.00	100.0%
2001	\$7,760,000.00	\$1,206,240.00	\$1,210,000.00	15.5%	\$0.00	\$5,343,760.00	\$7,760,000.00	100.0%
2002	\$7,703,000.00	\$1,155,450.00	\$1,210,000.00	15.7%	\$0.00	\$5,337,550.00	\$7,703,000.00	100.0%
2003	\$8,971,694.00	\$1,345,753.40	\$1,345,754.10	15.0%	\$0.00	\$6,280,186.50	\$8,971,694.00	100.0%
2004	\$10,024,277.00	\$1,395,046.10	\$1,207,856.72	12.0%	\$0.00	\$7,421,374.18	\$10,024,277.00	100.0%
2005	\$8,830,907.00	\$1,270,725.90	\$1,391,004.56	15.7%	\$0.00	\$6,169,176.54	\$8,830,907.00	100.0%
2006	\$8,096,492.85	\$1,194,126.50	\$1,144,126.75	14.1%	\$0.00	\$5,801,929.75	\$8,140,183.00	100.5%
2007	\$8,078,309.00	\$1,184,845.10	\$1,182,647.54	14.6%	\$0.00	\$5,708,618.25	\$8,076,110.89	99.9%
2008	\$7,697,876.00	\$1,143,793.60	\$2,006,188.40	26.0%	\$0.00	\$4,547,894.00	\$7,697,876.00	100.0%
2009	\$8,492,632.00	\$1,273,894.80	\$4,286,349.67	50.4%	\$0.00	\$2,932,387.53	\$8,492,632.00	100.0%
2010	\$8,475,460.00	\$1,002,021.00	\$2,344,319.00	27.6%	\$518,000.00	\$4,611,120.00	\$8,475,460.00	100.0%
2011	\$7,480,380.00	\$908,038.00	\$2,199,387.26	29.4%	\$0.00	\$3,582,000.86	\$6,689,426.12	89.4%
2012	\$4,700,686.00	\$670,068.60	\$1,000,000.00	21.2%	\$0.00	\$0.00	\$1,670,068.60	35.5%
2013	\$4,240,210.00	\$424,021.00	\$0.00	0.0%	\$0.00	\$0.00	\$424,021.00	10.0%
Total	\$155,650,923.85	\$20,966,934.00	\$29,182,306.89	18.7%	\$518,000.00	\$97,387,414.72	\$148,054,655.61	95.1%



**Status of HOME Grants
 DALLAS**

IDIS - PR27

Program Income (PI)

Fiscal Year	Program Income Receipts	Amount Committed to Activities	% Committed	Net Disbursed	Disbursed Pending Approval	Total Disbursed	% Disbursed
1992	0.00	\$0.00	0.0%	\$0.00	\$0.00	\$0.00	0.0%
1993	0.00	\$0.00	0.0%	\$0.00	\$0.00	\$0.00	0.0%
1994	0.00	\$0.00	0.0%	\$0.00	\$0.00	\$0.00	0.0%
1995	0.00	\$0.00	0.0%	\$0.00	\$0.00	\$0.00	0.0%
1996	0.00	\$0.00	0.0%	\$0.00	\$0.00	\$0.00	0.0%
1997	0.00	\$0.00	0.0%	\$0.00	\$0.00	\$0.00	0.0%
1998	58,800.00	\$58,800.00	100.0%	\$58,800.00	\$0.00	\$58,800.00	100.0%
1999	200,000.00	\$200,000.00	100.0%	\$200,000.00	\$0.00	\$200,000.00	100.0%
2000	120,000.00	\$120,000.00	100.0%	\$120,000.00	\$0.00	\$120,000.00	100.0%
2001	422,400.00	\$422,400.00	100.0%	\$422,400.00	\$0.00	\$422,400.00	100.0%
2002	278,075.00	\$278,075.00	100.0%	\$278,075.00	\$0.00	\$278,075.00	100.0%
2003	780,272.66	\$780,272.66	100.0%	\$780,272.66	\$0.00	\$780,272.66	100.0%
2004	1,147,406.00	\$1,147,406.00	100.0%	\$1,147,406.00	\$0.00	\$1,147,406.00	100.0%
2005	375,000.00	\$375,000.00	100.0%	\$375,000.00	\$0.00	\$375,000.00	100.0%
2006	505,983.83	\$505,983.83	100.0%	\$505,983.83	\$0.00	\$505,983.83	100.0%
2007	384,967.46	\$384,967.46	100.0%	\$384,967.46	\$0.00	\$384,967.46	100.0%
2008	109,253.14	\$109,253.14	100.0%	\$109,253.14	\$0.00	\$109,253.14	100.0%
2009	141,714.20	\$141,714.20	100.0%	\$141,714.20	\$0.00	\$141,714.20	100.0%
2010	204,423.48	\$204,423.48	100.0%	\$204,423.48	\$0.00	\$204,423.48	100.0%
2011	356,814.17	\$356,814.17	100.0%	\$356,814.17	\$0.00	\$356,814.17	100.0%
2012	1,123,511.03	\$1,123,511.03	100.0%	\$1,123,511.03	\$0.00	\$1,123,511.03	100.0%
2013	36,405.33	\$36,405.33	100.0%	\$36,405.33	\$0.00	\$36,405.33	100.0%
Total	6,245,026.30	\$6,245,026.30	100.0%	\$6,245,026.30	\$0.00	\$6,245,026.30	100.0%



**Status of HOME Grants
 DALLAS**

IDIS - PR27

Disbursements

(A) Fiscal Year	(B) Total Authorization	(C) Disbursed	(D) Returned	(E) Net Disbursed	(F) Disbursed Pending Approval	(G) Total Disbursed	(H) % Disb	(I) Grant Balance
1992	\$6,611,000.00	\$6,611,000.00	\$0.00	\$6,611,000.00	\$0.00	6,611,000.00	100.0%	\$0.00
1993	\$4,338,000.00	\$4,338,000.00	\$0.00	\$4,338,000.00	\$0.00	4,338,000.00	100.0%	\$0.00
1994	\$5,583,000.00	\$5,583,000.00	\$0.00	\$5,583,000.00	\$0.00	5,583,000.00	100.0%	\$0.00
1995	\$6,044,000.00	\$6,073,000.00	(\$29,000.00)	\$6,044,000.00	\$0.00	6,044,000.00	100.0%	\$0.00
1996	\$6,133,000.00	\$6,133,000.00	\$0.00	\$6,133,000.00	\$0.00	6,133,000.00	100.0%	\$0.00
1997	\$5,994,000.00	\$5,994,000.00	\$0.00	\$5,994,000.00	\$0.00	5,994,000.00	100.0%	\$0.00
1998	\$6,443,000.00	\$6,443,000.00	\$0.00	\$6,443,000.00	\$0.00	6,443,000.00	100.0%	\$0.00
1999	\$6,965,000.00	\$6,965,000.00	\$0.00	\$6,965,000.00	\$0.00	6,965,000.00	100.0%	\$0.00
2000	\$6,988,000.00	\$6,996,969.89	(\$8,969.89)	\$6,988,000.00	\$0.00	6,988,000.00	100.0%	\$0.00
2001	\$7,760,000.00	\$7,760,000.00	\$0.00	\$7,760,000.00	\$0.00	7,760,000.00	100.0%	\$0.00
2002	\$7,703,000.00	\$7,703,000.00	\$0.00	\$7,703,000.00	\$0.00	7,703,000.00	100.0%	\$0.00
2003	\$8,971,694.00	\$8,971,694.00	\$0.00	\$8,971,694.00	\$0.00	8,971,694.00	100.0%	\$0.00
2004	\$10,024,277.00	\$10,024,277.00	\$0.00	\$10,024,277.00	\$0.00	10,024,277.00	100.0%	\$0.00
2005	\$8,830,907.00	\$8,830,907.00	\$0.00	\$8,830,907.00	\$0.00	8,830,907.00	100.0%	\$0.00
2006	\$8,096,492.85	\$8,138,593.53	(\$42,100.68)	\$8,096,492.85	\$0.00	8,096,492.85	100.0%	\$0.00
2007	\$8,078,309.00	\$8,069,527.37	\$0.00	\$8,069,527.37	\$0.00	8,069,527.37	99.8%	\$8,781.63
2008	\$7,697,876.00	\$7,712,678.92	(\$117,811.73)	\$7,594,867.19	\$0.00	7,594,867.19	98.6%	\$103,008.81
2009	\$8,492,632.00	\$8,200,795.35	\$0.00	\$8,200,795.35	\$0.00	8,200,795.35	96.5%	\$291,836.65
2010	\$8,475,460.00	\$7,976,598.48	\$0.00	\$7,976,598.48	\$0.00	7,976,598.48	94.1%	\$498,861.52
2011	\$7,480,380.00	\$4,046,078.11	\$0.00	\$4,046,078.11	\$424,204.45	4,470,282.56	59.7%	\$3,010,097.44
2012	\$4,700,686.00	\$139,997.36	\$0.00	\$139,997.36	\$0.00	139,997.36	2.9%	\$4,560,688.64
2013	\$4,240,210.00	\$0.00	\$0.00	\$0.00	\$0.00	0.00	0.0%	\$4,240,210.00
Total	\$155,650,923.85	\$142,711,117.01	(\$197,882.30)	\$142,513,234.71	\$424,204.45	142,937,439.16	91.8%	\$12,713,484.69



U.S. Department of Housing and Urban Development
 Office of Community Planning and Development
 Integrated Disbursement and Information System
Status of HOME Grants
DALLAS

DATE: 12-18-13
 TIME: 15:52
 PAGE: 4

IDIS - PR27

Home Activities Commitments/Disbursements

(A) Fiscal Year	(B) Authorized for Activities	(C) Amount Committed to Activities	(D) % Cmtd	(E) Disbursed	(F) Returned	(G) Net Disbursed	(H) % Net Disb	(I) Disbursed Pending Approval	(J) Total Disbursed	(K) % Disb
1992	\$6,268,550.00	\$6,268,550.00	100.0%	\$6,268,550.00	\$0.00	\$6,268,550.00	100.0%	\$0.00	\$6,268,550.00	100.0%
1993	\$3,745,840.00	\$3,745,840.00	100.0%	\$3,745,840.00	\$0.00	\$3,745,840.00	100.0%	\$0.00	\$3,745,840.00	100.0%
1994	\$5,075,000.00	\$5,075,000.00	100.0%	\$5,075,000.00	\$0.00	\$5,075,000.00	100.0%	\$0.00	\$5,075,000.00	100.0%
1995	\$5,139,600.00	\$5,139,600.00	100.0%	\$5,168,600.00	(\$29,000.00)	\$5,139,600.00	100.0%	\$0.00	\$5,139,600.00	100.0%
1996	\$5,228,600.00	\$5,228,600.00	100.0%	\$5,228,600.00	\$0.00	\$5,228,600.00	100.0%	\$0.00	\$5,228,600.00	100.0%
1997	\$5,137,400.00	\$5,137,400.00	100.0%	\$5,137,400.00	\$0.00	\$5,137,400.00	100.0%	\$0.00	\$5,137,400.00	100.0%
1998	\$5,492,700.00	\$5,492,700.00	100.0%	\$5,492,700.00	\$0.00	\$5,492,700.00	100.0%	\$0.00	\$5,492,700.00	100.0%
1999	\$6,170,700.00	\$6,170,700.00	100.0%	\$6,170,700.00	\$0.00	\$6,170,700.00	100.0%	\$0.00	\$6,170,700.00	100.0%
2000	\$6,047,700.00	\$6,047,700.00	100.0%	\$6,056,669.89	(\$8,969.89)	\$6,047,700.00	100.0%	\$0.00	\$6,047,700.00	100.0%
2001	\$6,553,760.00	\$6,553,760.00	100.0%	\$6,553,760.00	\$0.00	\$6,553,760.00	100.0%	\$0.00	\$6,553,760.00	100.0%
2002	\$6,547,550.00	\$6,547,550.00	100.0%	\$6,547,550.00	\$0.00	\$6,547,550.00	100.0%	\$0.00	\$6,547,550.00	100.0%
2003	\$7,625,940.60	\$7,625,940.60	100.0%	\$7,625,940.60	\$0.00	\$7,625,940.60	100.0%	\$0.00	\$7,625,940.60	100.0%
2004	\$8,629,230.90	\$8,629,230.90	100.0%	\$8,629,230.90	\$0.00	\$8,629,230.90	100.0%	\$0.00	\$8,629,230.90	100.0%
2005	\$7,560,181.10	\$7,560,181.10	100.0%	\$7,560,181.10	\$0.00	\$7,560,181.10	100.0%	\$0.00	\$7,560,181.10	100.0%
2006	\$6,902,366.35	\$6,902,366.35	100.0%	\$6,944,467.03	(\$42,100.68)	\$6,902,366.35	100.0%	\$0.00	\$6,902,366.35	100.0%
2007	\$6,893,463.90	\$6,884,682.27	99.8%	\$6,884,682.27	\$0.00	\$6,884,682.27	99.8%	\$0.00	\$6,884,682.27	99.8%
2008	\$6,554,082.40	\$6,451,073.59	98.4%	\$6,568,885.32	(\$117,811.73)	\$6,451,073.59	98.4%	\$0.00	\$6,451,073.59	98.4%
2009	\$7,218,737.20	\$6,993,472.55	96.8%	\$6,926,900.55	\$0.00	\$6,926,900.55	95.9%	\$0.00	\$6,926,900.55	95.9%
2010	\$7,473,439.00	\$7,097,011.73	94.9%	\$6,974,577.48	\$0.00	\$6,974,577.48	93.3%	\$0.00	\$6,974,577.48	93.3%
2011	\$6,572,342.00	\$5,356,796.70	81.5%	\$3,459,049.85	\$0.00	\$3,459,049.85	52.6%	\$424,204.45	\$3,883,254.30	59.0%
2012	\$4,030,617.40	\$363,908.40	9.0%	\$0.00	\$0.00	\$0.00	0.0%	\$0.00	\$0.00	0.0%
2013	\$3,816,189.00	\$0.00	0.0%	\$0.00	\$0.00	\$0.00	0.0%	\$0.00	\$0.00	0.0%
Total	\$134,683,989.85	\$125,272,064.19	93.0%	\$123,019,284.99	(\$197,882.30)	\$122,821,402.69	91.1%	\$424,204.45	\$123,245,607.14	91.5%



**Status of HOME Grants
 DALLAS**

IDIS - PR27

Administrative Funds (AD)

Fiscal Year	Authorized Amount	Amount Authorized from PI	Amount Reserved	% Auth Rsvd	Balance to Reserve	Total Disbursed	% Rsvd Disb	Available to Disburse
1992	\$661,100.00	\$0.00	\$292,450.00	44.2%	\$0.00	\$292,450.00	100.0%	\$0.00
1993	\$433,800.00	\$0.00	\$433,800.00	100.0%	\$0.00	\$433,800.00	100.0%	\$0.00
1994	\$558,300.00	\$0.00	\$508,000.00	90.9%	\$0.00	\$508,000.00	100.0%	\$0.00
1995	\$604,400.00	\$0.00	\$604,400.00	100.0%	\$0.00	\$604,400.00	100.0%	\$0.00
1996	\$613,300.00	\$0.00	\$604,400.00	98.5%	\$0.00	\$604,400.00	100.0%	\$0.00
1997	\$599,400.00	\$0.00	\$556,900.00	92.9%	\$0.00	\$556,900.00	100.0%	\$0.00
1998	\$644,300.00	\$5,880.00	\$644,300.00	99.0%	\$0.00	\$644,300.00	100.0%	\$0.00
1999	\$696,500.00	\$20,000.00	\$446,300.00	62.2%	\$0.00	\$446,300.00	100.0%	\$0.00
2000	\$698,800.00	\$12,000.00	\$592,300.00	83.3%	\$0.00	\$592,300.00	100.0%	\$0.00
2001	\$776,000.00	\$42,240.00	\$818,240.00	100.0%	\$0.00	\$818,240.00	100.0%	\$0.00
2002	\$770,300.00	\$27,807.50	\$770,300.00	96.5%	\$0.00	\$770,300.00	100.0%	\$0.00
2003	\$897,169.40	\$78,027.26	\$897,169.40	91.9%	\$0.00	\$897,169.40	100.0%	\$0.00
2004	\$948,696.10	\$114,740.60	\$948,696.10	89.2%	\$0.00	\$948,696.10	100.0%	\$0.00
2005	\$847,150.60	\$37,500.00	\$847,150.60	95.7%	\$0.00	\$847,150.60	100.0%	\$0.00
2006	\$796,084.50	\$50,598.38	\$796,084.50	94.0%	\$0.00	\$796,084.50	100.0%	\$0.00
2007	\$789,897.10	\$38,496.74	\$789,897.10	95.3%	\$0.00	\$789,897.10	100.0%	\$0.00
2008	\$762,541.60	\$10,925.31	\$762,541.60	98.5%	\$0.00	\$762,541.60	100.0%	\$0.00
2009	\$849,263.20	\$14,171.42	\$849,263.20	98.3%	\$0.00	\$849,263.20	100.0%	\$0.00
2010	\$847,546.00	\$20,442.34	\$578,248.00	66.6%	\$0.00	\$578,248.00	100.0%	\$0.00
2011	\$748,038.00	\$35,681.41	\$748,038.00	95.4%	\$35,681.41	\$428,243.97	57.2%	\$319,794.03
2012	\$470,068.60	\$112,351.10	\$470,068.60	80.7%	\$112,351.10	\$0.00	0.0%	\$470,068.60
2013	\$424,021.00	\$3,640.53	\$424,021.00	99.1%	\$3,640.53	\$0.00	0.0%	\$424,021.00
Total	\$15,436,676.10	\$624,502.59	\$14,382,568.10	89.5%	\$151,673.04	\$13,168,684.47	91.5%	\$1,213,883.63



**Status of HOME Grants
 DALLAS**

IDIS - PR27

CHDO Operating Funds (CO)

Fiscal Year	Authorized Amount	Amount Reserved	% Auth Rsvd	Balance to Reserve	Total Disbursed	% Rsvd Disb	Available to Disburse
1992	\$330,550.00	\$50,000.00	15.1%	\$280,550.00	\$50,000.00	100.0%	\$0.00
1993	\$216,900.00	\$158,360.00	73.0%	\$58,540.00	\$158,360.00	100.0%	\$0.00
1994	\$0.00	\$0.00	0.0%	\$0.00	\$0.00	0.0%	\$0.00
1995	\$302,200.00	\$300,000.00	99.2%	\$2,200.00	\$300,000.00	100.0%	\$0.00
1996	\$306,650.00	\$300,000.00	97.8%	\$6,650.00	\$300,000.00	100.0%	\$0.00
1997	\$299,700.00	\$299,700.00	100.0%	\$0.00	\$299,700.00	100.0%	\$0.00
1998	\$322,150.00	\$306,000.00	94.9%	\$16,150.00	\$306,000.00	100.0%	\$0.00
1999	\$348,250.00	\$348,000.00	99.9%	\$250.00	\$348,000.00	100.0%	\$0.00
2000	\$349,400.00	\$348,000.00	99.5%	\$1,400.00	\$348,000.00	100.0%	\$0.00
2001	\$388,000.00	\$388,000.00	100.0%	\$0.00	\$388,000.00	100.0%	\$0.00
2002	\$385,150.00	\$385,150.00	100.0%	\$0.00	\$385,150.00	100.0%	\$0.00
2003	\$448,584.70	\$448,584.00	99.9%	\$0.70	\$448,584.00	100.0%	\$0.00
2004	\$447,641.80	\$446,350.00	99.7%	\$1,291.80	\$446,350.00	100.0%	\$0.00
2005	\$423,575.30	\$423,575.30	100.0%	\$0.00	\$423,575.30	100.0%	\$0.00
2006	\$398,042.25	\$398,042.00	99.9%	\$0.25	\$398,042.00	100.0%	\$0.00
2007	\$394,948.55	\$394,948.00	99.9%	\$0.55	\$394,948.00	100.0%	\$0.00
2008	\$381,270.80	\$381,252.00	99.9%	\$18.80	\$381,252.00	100.0%	\$0.00
2009	\$424,631.60	\$424,631.60	100.0%	\$0.00	\$424,631.60	100.0%	\$0.00
2010	\$423,773.00	\$423,773.00	100.0%	\$0.00	\$423,773.00	100.0%	\$0.00
2011	\$374,019.00	\$160,000.00	42.7%	\$214,019.00	\$158,784.29	99.2%	\$1,215.71
2012	\$235,034.30	\$200,000.00	85.0%	\$35,034.30	\$139,997.36	69.9%	\$60,002.64
2013	\$212,010.50	\$0.00	0.0%	\$212,010.50	\$0.00	0.0%	\$0.00
Total	\$7,412,481.80	\$6,584,365.90	88.8%	\$828,115.90	\$6,523,147.55	99.0%	\$61,218.35



U.S. Department of Housing and Urban Development
 Office of Community Planning and Development
 Integrated Disbursement and Information System
Status of HOME Grants
DALLAS

DATE: 12-18-13
 TIME: 15:52
 PAGE: 7

IDIS - PR27

CHDO Funds (CR)

Fiscal Year	CHDO Requirement	Authorized Amount	Amount Reserved to CHDOS	% Req Rsvd	Unreserved CHDO Amount	Funds Committed to Activities	% Rsvd Cmtd	Balance to Commit	Total Disbursed	% Disb	Available to Disburse
1992	\$991,650.00	\$991,650.00	\$858,988.00	100.0%	\$0.00	\$858,988.00	100.0%	\$0.00	\$858,988.00	100.0%	\$0.00
1993	\$650,700.00	\$683,471.89	\$683,471.89	105.0%	\$0.00	\$683,471.89	100.0%	\$0.00	\$683,471.89	100.0%	\$0.00
1994	\$837,450.00	\$1,087,451.00	\$1,087,451.00	129.8%	\$0.00	\$1,087,451.00	100.0%	\$0.00	\$1,087,451.00	100.0%	\$0.00
1995	\$906,600.00	\$906,600.00	\$906,600.00	100.0%	\$0.00	\$906,600.00	100.0%	\$0.00	\$906,600.00	100.0%	\$0.00
1996	\$919,950.00	\$919,950.00	\$919,950.00	100.0%	\$0.00	\$919,950.00	100.0%	\$0.00	\$919,950.00	100.0%	\$0.00
1997	\$899,100.00	\$899,100.00	\$899,100.00	100.0%	\$0.00	\$899,100.00	100.0%	\$0.00	\$899,100.00	100.0%	\$0.00
1998	\$966,450.00	\$966,450.00	\$966,450.00	100.0%	\$0.00	\$966,450.00	100.0%	\$0.00	\$966,450.00	100.0%	\$0.00
1999	\$1,044,750.00	\$1,100,000.00	\$1,100,000.00	105.2%	\$0.00	\$1,100,000.00	100.0%	\$0.00	\$1,100,000.00	100.0%	\$0.00
2000	\$1,048,200.00	\$1,100,000.00	\$1,100,000.00	104.9%	\$0.00	\$1,100,000.00	100.0%	\$0.00	\$1,100,000.00	100.0%	\$0.00
2001	\$1,164,000.00	\$1,210,000.00	\$1,210,000.00	103.9%	\$0.00	\$1,210,000.00	100.0%	\$0.00	\$1,210,000.00	100.0%	\$0.00
2002	\$1,155,450.00	\$1,210,000.00	\$1,210,000.00	104.7%	\$0.00	\$1,210,000.00	100.0%	\$0.00	\$1,210,000.00	100.0%	\$0.00
2003	\$1,345,754.10	\$1,345,754.10	\$1,345,754.10	100.0%	\$0.00	\$1,345,754.10	100.0%	\$0.00	\$1,345,754.10	100.0%	\$0.00
2004	\$1,300,824.72	\$1,207,856.72	\$1,207,856.72	92.8%	\$0.00	\$1,207,856.72	100.0%	\$0.00	\$1,207,856.72	100.0%	\$0.00
2005	\$1,391,004.56	\$1,391,004.56	\$1,391,004.56	100.0%	\$0.00	\$1,391,004.56	100.0%	\$0.00	\$1,391,004.56	100.0%	\$0.00
2006	\$1,194,126.75	\$1,144,126.75	\$1,100,436.60	95.8%	\$0.00	\$1,100,436.60	100.0%	\$0.00	\$1,100,436.60	100.0%	\$0.00
2007	\$1,184,845.65	\$1,184,845.65	\$1,176,064.02	99.8%	\$2,198.11	\$1,176,064.02	100.0%	\$0.00	\$1,176,064.02	100.0%	\$0.00
2008	\$1,143,812.40	\$2,006,188.40	\$1,903,179.59	175.3%	\$0.00	\$1,903,179.59	100.0%	\$0.00	\$1,903,179.59	100.0%	\$0.00
2009	\$3,686,349.67	\$4,286,349.67	\$4,121,349.67	116.2%	\$0.00	\$4,061,085.02	98.5%	\$60,264.65	\$3,994,513.02	96.9%	\$126,836.65
2010	\$1,271,319.00	\$2,344,319.00	\$2,344,319.00	184.4%	\$0.00	\$2,205,350.40	94.0%	\$138,968.60	\$2,092,004.05	89.2%	\$252,314.95
2011	\$1,122,057.00	\$2,199,387.26	\$2,199,387.26	196.0%	\$0.00	\$1,774,795.84	80.6%	\$424,591.42	\$1,660,634.99	75.5%	\$538,752.27
2012	\$705,102.90	\$1,000,000.00	\$1,000,000.00	141.8%	\$0.00	\$363,908.40	36.3%	\$636,091.60	\$0.00	0.0%	\$1,000,000.00
2013	\$636,031.50	\$636,031.50	\$0.00	0.0%	\$636,031.50	\$0.00	0.0%	\$0.00	\$0.00	0.0%	\$0.00
Total	\$25,565,528.25	\$29,820,536.50	\$28,731,362.41	114.1%	\$638,229.61	\$27,471,446.14	95.6%	\$1,259,916.27	\$26,813,458.54	93.3%	\$1,917,903.87



U.S. Department of Housing and Urban Development
 Office of Community Planning and Development
 Integrated Disbursement and Information System
Status of HOME Grants
DALLAS

DATE: 12-18-13
 TIME: 15:52
 PAGE: 8

IDIS - PR27

CHDO Loans (CL)

Fiscal Year	Amount Authorized	Amount Reserved	Amount Committed	% Auth Cmtd	Balance to Commit	Total Disbursed	% Disb	Balance to Disburse
1992	\$99,165.00	\$0.00	\$0.00	0.0%	\$0.00	\$0.00	0.0%	\$0.00
1993	\$68,347.19	\$0.00	\$0.00	0.0%	\$0.00	\$0.00	0.0%	\$0.00
1994	\$108,745.10	\$0.00	\$0.00	0.0%	\$0.00	\$0.00	0.0%	\$0.00
1995	\$90,660.00	\$0.00	\$0.00	0.0%	\$0.00	\$0.00	0.0%	\$0.00
1996	\$91,995.00	\$0.00	\$0.00	0.0%	\$0.00	\$0.00	0.0%	\$0.00
1997	\$89,910.00	\$0.00	\$0.00	0.0%	\$0.00	\$0.00	0.0%	\$0.00
1998	\$96,645.00	\$0.00	\$0.00	0.0%	\$0.00	\$0.00	0.0%	\$0.00
1999	\$110,000.00	\$0.00	\$0.00	0.0%	\$0.00	\$0.00	0.0%	\$0.00
2000	\$110,000.00	\$0.00	\$0.00	0.0%	\$0.00	\$0.00	0.0%	\$0.00
2001	\$121,000.00	\$0.00	\$0.00	0.0%	\$0.00	\$0.00	0.0%	\$0.00
2002	\$121,000.00	\$0.00	\$0.00	0.0%	\$0.00	\$0.00	0.0%	\$0.00
2003	\$134,575.41	\$0.00	\$0.00	0.0%	\$0.00	\$0.00	0.0%	\$0.00
2004	\$120,785.67	\$0.00	\$0.00	0.0%	\$0.00	\$0.00	0.0%	\$0.00
2005	\$139,100.46	\$0.00	\$0.00	0.0%	\$0.00	\$0.00	0.0%	\$0.00
2006	\$114,412.68	\$43,690.15	\$0.00	0.0%	\$43,690.15	\$0.00	0.0%	\$43,690.15
2007	\$118,484.57	\$6,583.52	\$0.00	0.0%	\$6,583.52	\$0.00	0.0%	\$6,583.52
2008	\$200,618.84	\$103,008.81	\$0.00	0.0%	\$103,008.81	\$0.00	0.0%	\$103,008.81
2009	\$428,634.97	\$165,000.00	\$0.00	0.0%	\$165,000.00	\$0.00	0.0%	\$165,000.00
2010	\$234,431.90	\$0.00	\$0.00	0.0%	\$0.00	\$0.00	0.0%	\$0.00
2011	\$219,938.73	\$0.00	\$0.00	0.0%	\$0.00	\$0.00	0.0%	\$0.00
2012	\$100,000.00	\$0.00	\$0.00	0.0%	\$0.00	\$0.00	0.0%	\$0.00
2013	\$63,603.15	\$0.00	\$0.00	0.0%	\$0.00	\$0.00	0.0%	\$0.00
Total	\$2,982,053.65	\$318,282.48	\$0.00	0.0%	\$318,282.48	\$0.00	0.0%	\$318,282.48



**Status of HOME Grants
 DALLAS**

IDIS - PR27

CHDO Capacity (CC)

Fiscal Year	Authorized Amount	Amount Reserved	Amount Committed	% Auth Cmtd	Balance to Commit	Total Disbursed	% Disb	Balance to Disburse
1992	\$150,000.00	\$132,662.00	\$132,662.00	100.0%	\$0.00	\$132,662.00	100.0%	\$0.00
1993	\$0.00	\$0.00	\$0.00	0.0%	\$0.00	\$0.00	0.0%	\$0.00
1994	\$0.00	\$0.00	\$0.00	0.0%	\$0.00	\$0.00	0.0%	\$0.00
1995	\$0.00	\$0.00	\$0.00	0.0%	\$0.00	\$0.00	0.0%	\$0.00
1996	\$0.00	\$0.00	\$0.00	0.0%	\$0.00	\$0.00	0.0%	\$0.00
1997	\$0.00	\$0.00	\$0.00	0.0%	\$0.00	\$0.00	0.0%	\$0.00
1998	\$0.00	\$0.00	\$0.00	0.0%	\$0.00	\$0.00	0.0%	\$0.00
1999	\$0.00	\$0.00	\$0.00	0.0%	\$0.00	\$0.00	0.0%	\$0.00
2000	\$0.00	\$0.00	\$0.00	0.0%	\$0.00	\$0.00	0.0%	\$0.00
2001	\$0.00	\$0.00	\$0.00	0.0%	\$0.00	\$0.00	0.0%	\$0.00
2002	\$0.00	\$0.00	\$0.00	0.0%	\$0.00	\$0.00	0.0%	\$0.00
2003	\$0.00	\$0.00	\$0.00	0.0%	\$0.00	\$0.00	0.0%	\$0.00
2004	\$0.00	\$0.00	\$0.00	0.0%	\$0.00	\$0.00	0.0%	\$0.00
2005	\$0.00	\$0.00	\$0.00	0.0%	\$0.00	\$0.00	0.0%	\$0.00
2006	\$0.00	\$0.00	\$0.00	0.0%	\$0.00	\$0.00	0.0%	\$0.00
2007	\$0.00	\$0.00	\$0.00	0.0%	\$0.00	\$0.00	0.0%	\$0.00
2008	\$0.00	\$0.00	\$0.00	0.0%	\$0.00	\$0.00	0.0%	\$0.00
2009	\$0.00	\$0.00	\$0.00	0.0%	\$0.00	\$0.00	0.0%	\$0.00
2010	\$0.00	\$0.00	\$0.00	0.0%	\$0.00	\$0.00	0.0%	\$0.00
2011	\$0.00	\$0.00	\$0.00	0.0%	\$0.00	\$0.00	0.0%	\$0.00
2012	\$0.00	\$0.00	\$0.00	0.0%	\$0.00	\$0.00	0.0%	\$0.00
2013	\$0.00	\$0.00	\$0.00	0.0%	\$0.00	\$0.00	0.0%	\$0.00
Total	\$150,000.00	\$132,662.00	\$132,662.00	100.0%	\$0.00	\$132,662.00	100.0%	\$0.00



U.S. Department of Housing and Urban Development
 Office of Community Planning and Development
 Integrated Disbursement and Information System
Status of HOME Grants
DALLAS

DATE: 12-18-13
 TIME: 15:52
 PAGE: 10

IDIS - PR27

Reservations to State Recipients and Sub-recipients (SU)

Fiscal Year	Amount Reserved to Other Entities	Amount Committed	% Rsvd Cmtd	Balance to Commit	Total Disbursed	% Disb	Available to Disburse
1992	\$0.00	\$0.00	0.0%	\$0.00	\$0.00	0.0%	\$0.00
1993	\$0.00	\$0.00	0.0%	\$0.00	\$0.00	0.0%	\$0.00
1994	\$0.00	\$0.00	0.0%	\$0.00	\$0.00	0.0%	\$0.00
1995	\$0.00	\$0.00	0.0%	\$0.00	\$0.00	0.0%	\$0.00
1996	\$0.00	\$0.00	0.0%	\$0.00	\$0.00	0.0%	\$0.00
1997	\$0.00	\$0.00	0.0%	\$0.00	\$0.00	0.0%	\$0.00
1998	\$0.00	\$0.00	0.0%	\$0.00	\$0.00	0.0%	\$0.00
1999	\$0.00	\$0.00	0.0%	\$0.00	\$0.00	0.0%	\$0.00
2000	\$0.00	\$0.00	0.0%	\$0.00	\$0.00	0.0%	\$0.00
2001	\$0.00	\$0.00	0.0%	\$0.00	\$0.00	0.0%	\$0.00
2002	\$0.00	\$0.00	0.0%	\$0.00	\$0.00	0.0%	\$0.00
2003	\$0.00	\$0.00	0.0%	\$0.00	\$0.00	0.0%	\$0.00
2004	\$0.00	\$0.00	0.0%	\$0.00	\$0.00	0.0%	\$0.00
2005	\$0.00	\$0.00	0.0%	\$0.00	\$0.00	0.0%	\$0.00
2006	\$0.00	\$0.00	0.0%	\$0.00	\$0.00	0.0%	\$0.00
2007	\$0.00	\$0.00	0.0%	\$0.00	\$0.00	0.0%	\$0.00
2008	\$0.00	\$0.00	0.0%	\$0.00	\$0.00	0.0%	\$0.00
2009	\$0.00	\$0.00	0.0%	\$0.00	\$0.00	0.0%	\$0.00
2010	\$518,000.00	\$280,541.33	54.1%	\$237,458.67	\$271,453.43	52.4%	\$246,546.57
2011	\$0.00	\$0.00	0.0%	\$0.00	\$0.00	0.0%	\$0.00
2012	\$0.00	\$0.00	0.0%	\$0.00	\$0.00	0.0%	\$0.00
2013	\$0.00	\$0.00	0.0%	\$0.00	\$0.00	0.0%	\$0.00
Total	\$518,000.00	\$280,541.33	54.1%	\$237,458.67	\$271,453.43	52.4%	\$246,546.57



**Status of HOME Grants
 DALLAS**

IDIS - PR27

Total Program Funds

(A) Fiscal Year	(B) Total Authorization	(C) Program Income Amount	(D) Committed Amount	(E) Net Disbursed for Activities	(F) Net Disbursed for Admin/OP	(G) Net Disbursed	(H) Disbursed Pending Approval	(I) Total Disbursed	(J) Available to Disburse
1992	\$6,611,000.00	\$0.00	\$6,268,550.00	\$6,268,550.00	\$342,450.00	\$6,611,000.00	\$0.00	\$6,611,000.00	\$0.00
1993	\$4,338,000.00	\$0.00	\$3,745,840.00	\$3,745,840.00	\$592,160.00	\$4,338,000.00	\$0.00	\$4,338,000.00	\$0.00
1994	\$5,583,000.00	\$0.00	\$5,075,000.00	\$5,075,000.00	\$508,000.00	\$5,583,000.00	\$0.00	\$5,583,000.00	\$0.00
1995	\$6,044,000.00	\$0.00	\$5,139,600.00	\$5,139,600.00	\$904,400.00	\$6,044,000.00	\$0.00	\$6,044,000.00	\$0.00
1996	\$6,133,000.00	\$0.00	\$5,228,600.00	\$5,228,600.00	\$904,400.00	\$6,133,000.00	\$0.00	\$6,133,000.00	\$0.00
1997	\$5,994,000.00	\$0.00	\$5,137,400.00	\$5,137,400.00	\$856,600.00	\$5,994,000.00	\$0.00	\$5,994,000.00	\$0.00
1998	\$6,443,000.00	\$58,800.00	\$5,551,500.00	\$5,551,500.00	\$950,300.00	\$6,501,800.00	\$0.00	\$6,501,800.00	\$0.00
1999	\$6,965,000.00	\$200,000.00	\$6,370,700.00	\$6,370,700.00	\$794,300.00	\$7,165,000.00	\$0.00	\$7,165,000.00	\$0.00
2000	\$6,988,000.00	\$120,000.00	\$6,167,700.00	\$6,167,700.00	\$940,300.00	\$7,108,000.00	\$0.00	\$7,108,000.00	\$0.00
2001	\$7,760,000.00	\$422,400.00	\$6,976,160.00	\$6,976,160.00	\$1,206,240.00	\$8,182,400.00	\$0.00	\$8,182,400.00	\$0.00
2002	\$7,703,000.00	\$278,075.00	\$6,825,625.00	\$6,825,625.00	\$1,155,450.00	\$7,981,075.00	\$0.00	\$7,981,075.00	\$0.00
2003	\$8,971,694.00	\$780,272.66	\$8,406,213.26	\$8,406,213.26	\$1,345,753.40	\$9,751,966.66	\$0.00	\$9,751,966.66	\$0.00
2004	\$10,024,277.00	\$1,147,406.00	\$9,776,636.90	\$9,776,636.90	\$1,395,046.10	\$11,171,683.00	\$0.00	\$11,171,683.00	\$0.00
2005	\$8,830,907.00	\$375,000.00	\$7,935,181.10	\$7,935,181.10	\$1,270,725.90	\$9,205,907.00	\$0.00	\$9,205,907.00	\$0.00
2006	\$8,096,492.85	\$505,983.83	\$7,408,350.18	\$7,408,350.18	\$1,194,126.50	\$8,602,476.68	\$0.00	\$8,602,476.68	\$0.00
2007	\$8,078,309.00	\$384,967.46	\$7,269,649.73	\$7,269,649.73	\$1,184,845.10	\$8,454,494.83	\$0.00	\$8,454,494.83	\$8,781.63
2008	\$7,697,876.00	\$109,253.14	\$6,560,326.73	\$6,560,326.73	\$1,143,793.60	\$7,704,120.33	\$0.00	\$7,704,120.33	\$103,008.81
2009	\$8,492,632.00	\$141,714.20	\$7,135,186.75	\$7,068,614.75	\$1,273,894.80	\$8,342,509.55	\$0.00	\$8,342,509.55	\$291,836.65
2010	\$8,475,460.00	\$204,423.48	\$7,301,435.21	\$7,179,000.96	\$1,002,021.00	\$8,181,021.96	\$0.00	\$8,181,021.96	\$498,861.52
2011	\$7,480,380.00	\$356,814.17	\$5,713,610.87	\$3,815,864.02	\$587,028.26	\$4,402,892.28	\$424,204.45	\$4,827,096.73	\$3,010,097.44
2012	\$4,700,686.00	\$1,123,511.03	\$1,487,419.43	\$1,123,511.03	\$139,997.36	\$1,263,508.39	\$0.00	\$1,263,508.39	\$4,560,688.64
2013	\$4,240,210.00	\$36,405.33	\$36,405.33	\$36,405.33	\$0.00	\$36,405.33	\$0.00	\$36,405.33	\$4,240,210.00
Total	\$155,650,923.85	\$6,245,026.30	\$131,517,090.49	\$129,066,428.99	\$19,691,832.02	\$148,758,261.01	\$424,204.45	\$149,182,465.46	\$12,713,484.69



U.S. Department of Housing and Urban Development
 Office of Community Planning and Development
 Integrated Disbursement and Information System
Status of HOME Grants
DALLAS

DATE: 12-18-13
 TIME: 15:52
 PAGE: 12

IDIS - PR27

Total Program Percent

(A) Fiscal Year	(B) Total Authorization	(C) Program Income Amount	(D) % Committed for Activities	(E) % Disb for Activities	(F) % Disb for Admin/OP	(G) % Net Disbursed	(H) % Disbursed Pending Approval	(I) % Total Disbursed	(J) % Available to Disburse
1992	\$6,611,000.00	\$0.00	94.8%	94.8%	5.1%	100.0%	0.0%	100.0%	0.0%
1993	\$4,338,000.00	\$0.00	86.3%	86.3%	13.6%	100.0%	0.0%	100.0%	0.0%
1994	\$5,583,000.00	\$0.00	90.9%	90.9%	9.0%	100.0%	0.0%	100.0%	0.0%
1995	\$6,044,000.00	\$0.00	85.0%	85.0%	14.9%	100.0%	0.0%	100.0%	0.0%
1996	\$6,133,000.00	\$0.00	85.2%	85.2%	14.7%	100.0%	0.0%	100.0%	0.0%
1997	\$5,994,000.00	\$0.00	85.7%	85.7%	14.2%	100.0%	0.0%	100.0%	0.0%
1998	\$6,443,000.00	\$58,800.00	86.1%	85.3%	14.6%	100.0%	0.0%	100.0%	0.0%
1999	\$6,965,000.00	\$200,000.00	91.4%	88.9%	11.0%	100.0%	0.0%	100.0%	0.0%
2000	\$6,988,000.00	\$120,000.00	88.2%	86.7%	13.2%	100.0%	0.0%	100.0%	0.0%
2001	\$7,760,000.00	\$422,400.00	89.8%	85.2%	14.7%	100.0%	0.0%	100.0%	0.0%
2002	\$7,703,000.00	\$278,075.00	88.6%	85.5%	14.4%	100.0%	0.0%	100.0%	0.0%
2003	\$8,971,694.00	\$780,272.66	93.6%	86.2%	13.7%	100.0%	0.0%	100.0%	0.0%
2004	\$10,024,277.00	\$1,147,406.00	97.5%	87.5%	12.4%	100.0%	0.0%	100.0%	0.0%
2005	\$8,830,907.00	\$375,000.00	89.8%	86.1%	13.8%	100.0%	0.0%	100.0%	0.0%
2006	\$8,096,492.85	\$505,983.83	91.5%	86.1%	13.8%	100.0%	0.0%	100.0%	0.0%
2007	\$8,078,309.00	\$384,967.46	89.9%	85.8%	13.9%	99.8%	0.0%	99.8%	0.1%
2008	\$7,697,876.00	\$109,253.14	85.2%	84.0%	14.6%	98.6%	0.0%	98.6%	1.3%
2009	\$8,492,632.00	\$141,714.20	84.0%	81.8%	14.7%	96.6%	0.0%	96.6%	3.3%
2010	\$8,475,460.00	\$204,423.48	86.1%	82.7%	11.5%	94.2%	0.0%	94.2%	5.7%
2011	\$7,480,380.00	\$356,814.17	76.3%	48.6%	7.4%	56.1%	5.4%	61.5%	38.4%
2012	\$4,700,686.00	\$1,123,511.03	31.6%	19.2%	2.4%	21.6%	0.0%	21.6%	78.3%
2013	\$4,240,210.00	\$36,405.33	0.8%	0.8%	0.0%	0.8%	0.0%	0.8%	99.1%
Total	\$155,650,923.85	\$6,245,026.30	84.4%	79.7%	12.1%	91.8%	0.2%	92.1%	7.8%

**23. STATUS OF
COMMUNITY HOUSING DEVELOPMENT
ORGANIZATION (CHDO) FUNDS
(IDIS REPORT PR25)**





Funds Not Subgranted To CHDOS

Fiscal Year	Fund Type	Balance to Reserve
2013	CHDO RESERVED CR	\$636,031.50
Grand Total Not Subgranted for 2013		\$636,031.50
Total For 2013 Funds (CR+CC+CL)		\$636,031.50
Total For 2013 Funds (CO)		\$0.00

Funds Subgranted To CHDOS

Fiscal Year	CHDO Name	Fund Type	Amount Reserved	Amount Committed	Balance to Commit	% Committed Reserved	Amount Disbursed	% Disbursed Committed
2012	EAST DALLAS COMMUNITY DEV. ORIGANIZATION	CR	\$400,000.00	\$0.00	\$400,000.00	0.0%	\$0.00	
	SOUTHFAIR COMMUNITY DEVELOPMENT CORP	CR	\$600,000.00	\$363,908.40	\$236,091.60	60.7%	\$0.00	0.0%
Fund Type Total for 2012		CR	\$1,000,000.00	\$363,908.40	\$636,091.60	36.4%	\$0.00	0.0%

Funds Not Subgranted To CHDOS

Fiscal Year	Fund Type	Balance to Reserve
2012	CHDO OPERATING EXPENSES CO	\$60,002.64
Grand Total Not Subgranted for 2012		\$60,002.64
Total For 2012 Funds (CR+CC+CL)		\$1,000,000.00
Total For 2012 Funds (CO)		\$60,002.64



U.S. Department of Housing and Urban Development
 Office of Community Planning and Development
 Integrated Disbursement and Information System
 PR 25 - Status of CHDO Funds by Fiscal Year Report
 DALLAS, TX

DATE: 12-18-13
 TIME: 15:46
 PAGE: 2

Funds Subgranted To CHDOS

Fiscal Year	CHDO Name	Fund Type	Amount	Amount	Balance	%	Amount	%
			Reserved	Committed	to Commit	Committed Reserved	Disbursed	Disbursed Committed
2011	INNERCITY DEVELOPMENT CORP	CO	\$10,000.00	\$8,784.29	\$1,215.71	87.8%	\$8,784.29	100.0%
	Fund Type Total for 2011	CO	\$10,000.00	\$8,784.29	\$1,215.71	87.8%	\$8,784.29	100.0%
	BUILDERS OF HOPE CDC	CR	\$280,000.00	\$0.00	\$280,000.00	0.0%	\$0.00	
	INNERCITY DEVELOPMENT CORP	CR	\$457,612.00	\$380,794.58	\$76,817.42	83.2%	\$380,794.58	100.0%
	NEIGHBORHOOD BUILDERS CDC	CR	\$400,000.00	\$332,226.00	\$67,774.00	83.1%	\$332,226.00	100.0%
	SOUTHFAIR COMMUNITY DEVELOPMENT CORP	CR	\$1,061,775.26	\$1,061,775.26	\$0.00	100.0%	\$947,614.41	89.2%
	Fund Type Total for 2011	CR	\$2,199,387.26	\$1,774,795.84	\$424,591.42	80.7%	\$1,660,634.99	93.6%
Total For 2011 Funds (CR+CC+CL)			\$2,199,387.26					
Total For 2011 Funds (CO)			\$10,000.00					

Funds Subgranted To CHDOS

Fiscal Year	CHDO Name	Fund Type	Amount	Amount	Balance	%	Amount	%
			Reserved	Committed	to Commit	Committed Reserved	Disbursed	Disbursed Committed
2010	BUILDERS OF HOPE CDC	CR	\$543,000.00	\$404,031.40	\$138,968.60	74.4%	\$290,685.05	71.9%
	INNERCITY DEVELOPMENT CORP	CR	\$938,880.98	\$938,880.98	\$0.00	100.0%	\$938,880.98	100.0%
	SOUTHFAIR COMMUNITY DEVELOPMENT CORP	CR	\$862,438.02	\$862,438.02	\$0.00	100.0%	\$862,438.02	100.0%
	Fund Type Total for 2010	CR	\$2,344,319.00	\$2,205,350.40	\$138,968.60	94.1%	\$2,092,004.05	94.9%
Total For 2010 Funds (CR+CC+CL)			\$2,344,319.00					
Total For 2010 Funds (CO)			\$0.00					



U.S. Department of Housing and Urban Development
 Office of Community Planning and Development
 Integrated Disbursement and Information System
 PR 25 - Status of CHDO Funds by Fiscal Year Report
 DALLAS, TX

DATE: 12-18-13
 TIME: 15:46
 PAGE: 3

Funds Subgranted To CHDOS

Fiscal Year	CHDO Name	Fund Type	Amount	Amount	Balance	%	Amount	%
			Reserved	Committed	to Commit	Committed Reserved	Disbursed	Disbursed Committed
2009	4E COMMUNITY DEVELOPMENT CORPORATION	CR	\$140,000.00	\$129,775.29	\$10,224.71	92.7%	\$129,775.29	100.0%
	BUILDERS OF HOPE CDC	CR	\$431,558.28	\$431,558.28	\$0.00	100.0%	\$431,558.28	100.0%
	CITY WIDE CDC	CR	\$625,000.00	\$625,000.00	\$0.00	100.0%	\$625,000.00	100.0%
	EAST DALLAS COMMUNITY DEV. ORIGANIZATION	CR	\$502,321.73	\$452,281.79	\$50,039.94	90.0%	\$385,709.79	85.3%
	FOREST HEIGHTS NEIGHBORHOOD DEVELOPMENT CORP.	CR	\$367,866.00	\$367,866.00	\$0.00	100.0%	\$367,866.00	100.0%
	INNERCITY DEVELOPMENT CORP	CR	\$1,191,688.00	\$1,191,688.00	\$0.00	100.0%	\$1,191,688.00	100.0%
	SOUTHFAIR COMMUNITY DEVELOPMENT CORP	CR	\$862,915.66	\$862,915.66	\$0.00	100.0%	\$862,915.66	100.0%
	Fund Type Total for 2009	CR	\$4,121,349.67	\$4,061,085.02	\$60,264.65	98.5%	\$3,994,513.02	98.4%

Funds Not Subgranted To CHDOS

Fiscal Year	Fund Type	Balance to Reserve
2009	CHDO LOAN CL	\$165,000.00
	Grand Total Not Subgranted for 2009	\$165,000.00

Total For 2009 Funds (CR+CC+CL) \$4,286,349.67

Total For 2009 Funds (CO) \$0.00

Funds Subgranted To CHDOS

Fiscal Year	CHDO Name	Fund Type	Amount	Amount	Balance	%	Amount	%
			Reserved	Committed	to Commit	Committed Reserved	Disbursed	Disbursed Committed
2008	BUILDERS OF HOPE CDC	CR	\$1,353,179.59	\$1,353,179.59	\$0.00	100.0%	\$1,353,179.59	100.0%
	DALLAS NEIGHBORHOOD ALLIANCE FOR HABITAT	CR	\$550,000.00	\$550,000.00	\$0.00	100.0%	\$550,000.00	100.0%
	Fund Type Total for 2008	CR	\$1,903,179.59	\$1,903,179.59	\$0.00	100.0%	\$1,903,179.59	100.0%

Funds Not Subgranted To CHDOS

Fiscal Year	Fund Type	Balance to Reserve
2008	CHDO LOAN CL	\$103,008.81
	Grand Total Not Subgranted for 2008	\$103,008.81

Total For 2008 Funds (CR+CC+CL) \$2,006,188.40

Total For 2008 Funds (CO) \$0.00



U.S. Department of Housing and Urban Development
 Office of Community Planning and Development
 Integrated Disbursement and Information System
 PR 25 - Status of CHDO Funds by Fiscal Year Report
 DALLAS, TX

DATE: 12-18-13
 TIME: 15:46
 PAGE: 4

Funds Subgranted To CHDOS

Fiscal Year	CHDO Name	Fund Type	Amount	Amount	Balance	%	Amount	%
			Reserved	Committed	to Commit	Committed Reserved	Disbursed	Disbursed Committed
2007	BUILDERS OF HOPE CDC	CR	\$233,262.13	\$233,262.13	\$0.00	100.0%	\$233,262.13	100.0%
	DALLAS CITY HOMES	CR	\$37,801.89	\$37,801.89	\$0.00	100.0%	\$37,801.89	100.0%
	DALLAS NEIGHBORHOOD ALLIANCE FOR HABITAT	CR	\$760,000.00	\$760,000.00	\$0.00	100.0%	\$760,000.00	100.0%
	FOREST HEIGHTS NEIGHBORHOOD DEVELOPMENT CORP.	CR	\$37,000.00	\$37,000.00	\$0.00	100.0%	\$37,000.00	100.0%
	SOUTHFAIR COMMUNITY DEVELOPMENT CORP	CR	\$108,000.00	\$108,000.00	\$0.00	100.0%	\$108,000.00	100.0%
	Fund Type Total for 2007	CR	\$1,176,064.02	\$1,176,064.02	\$0.00	100.0%	\$1,176,064.02	100.0%

Funds Not Subgranted To CHDOS

Fiscal Year	Fund Type	Balance to Reserve
2007	CHDO LOAN	CL \$6,583.52
	CHDO RESERVED	CR \$2,198.11
	Grand Total Not Subgranted for 2007	\$8,781.63
Total For 2007 Funds (CR+CC+CL)		\$1,184,845.65
Total For 2007 Funds (CO)		\$0.00



U.S. Department of Housing and Urban Development
 Office of Community Planning and Development
 Integrated Disbursement and Information System
 PR 25 - Status of CHDO Funds by Fiscal Year Report
 DALLAS, TX

DATE: 12-18-13
 TIME: 15:46
 PAGE: 5

Funds Subgranted To CHDOS

Fiscal Year	CHDO Name	Fund Type	Amount	Amount	Balance	%	Amount	%
			Reserved	Committed	to Commit	Committed Reserved	Disbursed	Disbursed Committed
2006	BUILDERS OF HOPE CDC	CR	\$44,674.20	\$44,674.20	\$0.00	100.0%	\$44,674.20	100.0%
	CENTRAL DALLAS CDC	CR	\$350,000.00	\$350,000.00	\$0.00	100.0%	\$350,000.00	100.0%
	CORNER STONE DEVELOPMENT CORP.,INC	CR	\$110,201.70	\$110,201.70	\$0.00	100.0%	\$110,201.70	100.0%
	DALLAS NEIGHBORHOOD ALLIANCE FOR HABITAT	CR	\$173,653.00	\$173,653.00	\$0.00	100.0%	\$173,653.00	100.0%
	EAST DALLAS COMMUNITY DEV. ORIGANIZATION	CR	\$79,524.63	\$79,524.63	\$0.00	100.0%	\$79,524.63	100.0%
	INNERCITY DEVELOPMENT CORP	CR	\$12,866.94	\$12,866.94	\$0.00	100.0%	\$12,866.94	100.0%
	SOUTHFAIR COMMUNITY DEVELOPMENT CORP	CR	\$303,468.60	\$303,468.60	\$0.00	100.0%	\$303,468.60	100.0%
	VECINOS UNIDOS, INC	CR	\$26,047.53	\$26,047.53	\$0.00	100.0%	\$26,047.53	100.0%
	Fund Type Total for 2006	CR	\$1,100,436.60	\$1,100,436.60	\$0.00	100.0%	\$1,100,436.60	100.0%

Funds Not Subgranted To CHDOS

Fiscal Year	Fund Type	Balance to Reserve
2006	CHDO LOAN	\$43,690.15
	Grand Total Not Subgranted for 2006	\$43,690.15
Total For 2006 Funds (CR+CC+CL)		\$1,144,126.75
Total For 2006 Funds (CO)		\$0.00

Funds Subgranted To CHDOS

Fiscal Year	CHDO Name	Fund Type	Amount	Amount	Balance	%	Amount	%
			Reserved	Committed	to Commit	Committed Reserved	Disbursed	Disbursed Committed
2005	BUILDERS OF HOPE CDC	CR	\$205,470.00	\$205,470.00	\$0.00	100.0%	\$205,470.00	100.0%
	DALLAS CITY HOMES	CR	\$30,130.16	\$30,130.16	\$0.00	100.0%	\$30,130.16	100.0%
	DALLAS NEIGHBORHOOD ALLIANCE FOR HABITAT	CR	\$365,000.00	\$365,000.00	\$0.00	100.0%	\$365,000.00	100.0%
	EAST DALLAS COMMUNITY DEV. ORIGANIZATION	CR	\$749,652.65	\$749,652.65	\$0.00	100.0%	\$749,652.65	100.0%
	FOREST HEIGHTS NEIGHBORHOOD DEVELOPMENT CORP.	CR	\$40,751.75	\$40,751.75	\$0.00	100.0%	\$40,751.75	100.0%
	Fund Type Total for 2005	CR	\$1,391,004.56	\$1,391,004.56	\$0.00	100.0%	\$1,391,004.56	100.0%
Total For 2005 Funds (CR+CC+CL)			\$1,391,004.56					
Total For 2005 Funds (CO)			\$0.00					



U.S. Department of Housing and Urban Development
 Office of Community Planning and Development
 Integrated Disbursement and Information System
 PR 25 - Status of CHDO Funds by Fiscal Year Report
 DALLAS, TX

DATE: 12-18-13
 TIME: 15:46
 PAGE: 6

Funds Subgranted To CHDOS

Fiscal Year	CHDO Name	Fund Type	Amount	Amount	Balance	%	Amount	%
			Reserved	Committed	to Commit	Committed Reserved	Disbursed	Disbursed Committed
2004	BUILDERS OF HOPE CDC	CR	\$242,519.00	\$242,519.00	\$0.00	100.0%	\$242,519.00	100.0%
	CENTRAL DALLAS CDC	CR	\$20,061.48	\$20,061.48	\$0.00	100.0%	\$20,061.48	100.0%
	DALLAS CITY HOMES	CR	\$67,122.50	\$67,122.50	\$0.00	100.0%	\$67,122.50	100.0%
	EAST DALLAS COMMUNITY DEV. ORIGANIZATION	CR	\$587,712.93	\$587,712.93	\$0.00	100.0%	\$587,712.93	100.0%
	FOREST HEIGHTS NEIGHBORHOOD DEVELOPMENT CORP.	CR	\$50,084.00	\$50,084.00	\$0.00	100.0%	\$50,084.00	100.0%
	LIGHT ECONOMIC AND DEVELOPMENT, INC.	CR	\$44,916.00	\$44,916.00	\$0.00	100.0%	\$44,916.00	100.0%
	SOUTHFAIR COMMUNITY DEVELOPMENT CORP	CR	\$195,440.81	\$195,440.81	\$0.00	100.0%	\$195,440.81	100.0%
	Fund Type Total for 2004	CR	\$1,207,856.72	\$1,207,856.72	\$0.00	100.0%	\$1,207,856.72	100.0%
Total For 2004 Funds (CR+CC+CL)			\$1,207,856.72					
Total For 2004 Funds (CO)			\$0.00					

Funds Subgranted To CHDOS

Fiscal Year	CHDO Name	Fund Type	Amount	Amount	Balance	%	Amount	%
			Reserved	Committed	to Commit	Committed Reserved	Disbursed	Disbursed Committed
2003	BUILDERS OF HOPE CDC	CR	\$373,421.00	\$373,421.00	\$0.00	100.0%	\$373,421.00	100.0%
	DALLAS CITY HOMES	CR	\$74,862.43	\$74,862.43	\$0.00	100.0%	\$74,862.43	100.0%
	DALLAS NEIGHBORHOOD ALLIANCE FOR HABITAT	CR	\$265,914.25	\$265,914.25	\$0.00	100.0%	\$265,914.25	100.0%
	EAST DALLAS COMMUNITY DEV. ORIGANIZATION	CR	\$131,748.45	\$131,748.45	\$0.00	100.0%	\$131,748.45	100.0%
	FOREST HEIGHTS NEIGHBORHOOD DEVELOPMENT CORP.	CR	\$10,164.25	\$10,164.25	\$0.00	100.0%	\$10,164.25	100.0%
	INNERCITY DEVELOPMENT CORP	CR	\$183,300.00	\$183,300.00	\$0.00	100.0%	\$183,300.00	100.0%
	SOUTHFAIR COMMUNITY DEVELOPMENT CORP	CR	\$296,617.39	\$296,617.39	\$0.00	100.0%	\$296,617.39	100.0%
	VECINOS UNIDOS, INC	CR	\$9,726.33	\$9,726.33	\$0.00	100.0%	\$9,726.33	100.0%
	Fund Type Total for 2003	CR	\$1,345,754.10	\$1,345,754.10	\$0.00	100.0%	\$1,345,754.10	100.0%
Total For 2003 Funds (CR+CC+CL)			\$1,345,754.10					
Total For 2003 Funds (CO)			\$0.00					



U.S. Department of Housing and Urban Development
 Office of Community Planning and Development
 Integrated Disbursement and Information System
 PR 25 - Status of CHDO Funds by Fiscal Year Report
 DALLAS, TX

DATE: 12-18-13
 TIME: 15:46
 PAGE: 7

Funds Subgranted To CHDOS

Fiscal Year	CHDO Name	Fund Type	Amount	Amount	Balance	%	Amount	%
			Reserved	Committed	to Commit	Committed Reserved	Disbursed	Disbursed Committed
2002	BUILDERS OF HOPE CDC	CR	\$40,000.00	\$40,000.00	\$0.00	100.0%	\$40,000.00	100.0%
	CENTRAL DALLAS CDC	CR	\$50,000.00	\$50,000.00	\$0.00	100.0%	\$50,000.00	100.0%
	DALLAS CITY HOMES	CR	\$34,000.00	\$34,000.00	\$0.00	100.0%	\$34,000.00	100.0%
	DALLAS NEIGHBORHOOD ALLIANCE FOR HABITAT	CR	\$230,426.15	\$230,426.15	\$0.00	100.0%	\$230,426.15	100.0%
	EAST DALLAS COMMUNITY DEV. ORIGANIZATION	CR	\$20,885.97	\$20,885.97	\$0.00	100.0%	\$20,885.97	100.0%
	FOREST HEIGHTS NEIGHBORHOOD DEVELOPMENT CORP.	CR	\$179,164.25	\$179,164.25	\$0.00	100.0%	\$179,164.25	100.0%
	OPERATION RELIEF CENTER	CR	\$500,000.00	\$500,000.00	\$0.00	100.0%	\$500,000.00	100.0%
	PRESBYTERIAN HOUSING PROGRAMS	CR	\$66,000.00	\$66,000.00	\$0.00	100.0%	\$66,000.00	100.0%
	SOUTHFAIR COMMUNITY DEVELOPMENT CORP	CR	\$55,293.00	\$55,293.00	\$0.00	100.0%	\$55,293.00	100.0%
	VECINOS UNIDOS, INC	CR	\$34,230.63	\$34,230.63	\$0.00	100.0%	\$34,230.63	100.0%
	Fund Type Total for 2002	CR	\$1,210,000.00	\$1,210,000.00	\$0.00	100.0%	\$1,210,000.00	100.0%
Total For 2002 Funds (CR+CC+CL)			\$1,210,000.00					
Total For 2002 Funds (CO)			\$0.00					

Funds Subgranted To CHDOS

Fiscal Year	CHDO Name	Fund Type	Amount	Amount	Balance	%	Amount	%
			Reserved	Committed	to Commit	Committed Reserved	Disbursed	Disbursed Committed
2001	BUILDERS OF HOPE CDC	CR	\$129,000.00	\$129,000.00	\$0.00	100.0%	\$129,000.00	100.0%
	DALLAS CITY HOMES	CR	\$177,294.51	\$177,294.51	\$0.00	100.0%	\$177,294.51	100.0%
	DALLAS NEIGHBORHOOD ALLIANCE FOR HABITAT	CR	\$415,279.34	\$415,279.34	\$0.00	100.0%	\$415,279.34	100.0%
	FOREST HEIGHTS NEIGHBORHOOD DEVELOPMENT CORP.	CR	\$433,656.78	\$433,656.78	\$0.00	100.0%	\$433,656.78	100.0%
	SOUTHFAIR COMMUNITY DEVELOPMENT CORP	CR	\$39,000.00	\$39,000.00	\$0.00	100.0%	\$39,000.00	100.0%
	VECINOS UNIDOS, INC	CR	\$15,769.37	\$15,769.37	\$0.00	100.0%	\$15,769.37	100.0%
	Fund Type Total for 2001	CR	\$1,210,000.00	\$1,210,000.00	\$0.00	100.0%	\$1,210,000.00	100.0%
Total For 2001 Funds (CR+CC+CL)			\$1,210,000.00					
Total For 2001 Funds (CO)			\$0.00					



U.S. Department of Housing and Urban Development
 Office of Community Planning and Development
 Integrated Disbursement and Information System
 PR 25 - Status of CHDO Funds by Fiscal Year Report
 DALLAS, TX

DATE: 12-18-13
 TIME: 15:46
 PAGE: 8

Funds Subgranted To CHDOS

Fiscal Year	CHDO Name	Fund Type	Amount	Amount	Balance	%	Amount	%
			Reserved	Committed	to Commit	Committed Reserved	Disbursed	Disbursed Committed
2000	DALLAS CITY HOMES	CR	\$88,229.03	\$88,229.03	\$0.00	100.0%	\$88,229.03	100.0%
	DALLAS NEIGHBORHOOD ALLIANCE FOR HABITAT	CR	\$616,970.66	\$616,970.66	\$0.00	100.0%	\$616,970.66	100.0%
	FOREST HEIGHTS NEIGHBORHOOD DEVELOPMENT CORP.	CR	\$13,958.97	\$13,958.97	\$0.00	100.0%	\$13,958.97	100.0%
	MAPLE AVE. ECONOMIC DEVELOPMENT CORPORATION	CR	\$84,600.00	\$84,600.00	\$0.00	100.0%	\$84,600.00	100.0%
	SOUTHFAIR COMMUNITY DEVELOPMENT CORP	CR	\$296,241.34	\$296,241.34	\$0.00	100.0%	\$296,241.34	100.0%
	Fund Type Total for 2000	CR	\$1,100,000.00	\$1,100,000.00	\$0.00	100.0%	\$1,100,000.00	100.0%
Total For 2000 Funds (CR+CC+CL)			\$1,100,000.00					
Total For 2000 Funds (CO)			\$0.00					

Funds Subgranted To CHDOS

Fiscal Year	CHDO Name	Fund Type	Amount	Amount	Balance	%	Amount	%
			Reserved	Committed	to Commit	Committed Reserved	Disbursed	Disbursed Committed
1999	BUILDERS OF HOPE CDC	CR	\$69,999.30	\$69,999.30	\$0.00	100.0%	\$69,999.30	100.0%
	DALLAS CITY HOMES	CR	\$204,361.37	\$204,361.37	\$0.00	100.0%	\$204,361.37	100.0%
	DALLAS NEIGHBORHOOD ALLIANCE FOR HABITAT	CR	\$380,071.60	\$380,071.60	\$0.00	100.0%	\$380,071.60	100.0%
	EAST DALLAS COMMUNITY DEV. ORIGANIZATION	CR	\$99,000.00	\$99,000.00	\$0.00	100.0%	\$99,000.00	100.0%
	FOREST HEIGHTS NEIGHBORHOOD DEVELOPMENT CORP.	CR	\$60,000.00	\$60,000.00	\$0.00	100.0%	\$60,000.00	100.0%
	INNERCITY DEVELOPMENT CORP	CR	\$39,001.36	\$39,001.36	\$0.00	100.0%	\$39,001.36	100.0%
	MAPLE AVE. ECONOMIC DEVELOPMENT CORPORATION	CR	\$15,954.00	\$15,954.00	\$0.00	100.0%	\$15,954.00	100.0%
	OPERATION RELIEF CENTER	CR	\$105,999.37	\$105,999.37	\$0.00	100.0%	\$105,999.37	100.0%
	SOUTHFAIR COMMUNITY DEVELOPMENT CORP	CR	\$53,825.00	\$53,825.00	\$0.00	100.0%	\$53,825.00	100.0%
	SPECTRUM HOUSING, INC.	CR	\$50,000.00	\$50,000.00	\$0.00	100.0%	\$50,000.00	100.0%
	VECINOS UNIDOS, INC	CR	\$21,788.00	\$21,788.00	\$0.00	100.0%	\$21,788.00	100.0%
	Fund Type Total for 1999	CR	\$1,100,000.00	\$1,100,000.00	\$0.00	100.0%	\$1,100,000.00	100.0%
Total For 1999 Funds (CR+CC+CL)			\$1,100,000.00					
Total For 1999 Funds (CO)			\$0.00					



U.S. Department of Housing and Urban Development
 Office of Community Planning and Development
 Integrated Disbursement and Information System
 PR 25 - Status of CHDO Funds by Fiscal Year Report
 DALLAS, TX

DATE: 12-18-13
 TIME: 15:46
 PAGE: 9

Funds Subgranted To CHDOS

Fiscal Year	CHDO Name	Fund Type	Amount	Amount	Balance	%	Amount	%
			Reserved	Committed	to	Committed	Reserved	Disbursed
1998	BUILDERS OF HOPE CDC	CR	\$120,000.00	\$120,000.00	\$0.00	100.0%	\$120,000.00	100.0%
	DALLAS NEIGHBORHOOD ALLIANCE FOR HABITAT	CR	\$163,409.78	\$163,409.78	\$0.00	100.0%	\$163,409.78	100.0%
	EAST DALLAS COMMUNITY DEV. ORIGANIZATION	CR	\$99,000.00	\$99,000.00	\$0.00	100.0%	\$99,000.00	100.0%
	FOREST HEIGHTS NEIGHBORHOOD DEVELOPMENT CORP.	CR	\$91,000.00	\$91,000.00	\$0.00	100.0%	\$91,000.00	100.0%
	INNERCITY DEVELOPMENT CORP	CR	\$43,447.26	\$43,447.26	\$0.00	100.0%	\$43,447.26	100.0%
	MAPLE AVE. ECONOMIC DEVELOPMENT CORPORATION	CR	\$44,046.00	\$44,046.00	\$0.00	100.0%	\$44,046.00	100.0%
	OPERATION RELIEF CENTER	CR	\$396,744.96	\$396,744.96	\$0.00	100.0%	\$396,744.96	100.0%
	VECINOS UNIDOS, INC	CR	\$8,802.00	\$8,802.00	\$0.00	100.0%	\$8,802.00	100.0%
	Fund Type Total for 1998	CR	\$966,450.00	\$966,450.00	\$0.00	100.0%	\$966,450.00	100.0%
Total For 1998 Funds (CR+CC+CL)			\$966,450.00					
Total For 1998 Funds (CO)			\$0.00					

Funds Subgranted To CHDOS

Fiscal Year	CHDO Name	Fund Type	Amount	Amount	Balance	%	Amount	%
			Reserved	Committed	to	Committed	Reserved	Disbursed
1997	DALLAS NEIGHBORHOOD ALLIANCE FOR HABITAT	CR	\$262,240.22	\$262,240.22	\$0.00	100.0%	\$262,240.22	100.0%
	INNERCITY DEVELOPMENT CORP	CR	\$206,209.78	\$206,209.78	\$0.00	100.0%	\$206,209.78	100.0%
	OPERATION RELIEF CENTER	CR	\$363,650.00	\$363,650.00	\$0.00	100.0%	\$363,650.00	100.0%
	SOUTHFAIR COMMUNITY DEVELOPMENT CORP	CR	\$67,000.00	\$67,000.00	\$0.00	100.0%	\$67,000.00	100.0%
	Fund Type Total for 1997	CR	\$899,100.00	\$899,100.00	\$0.00	100.0%	\$899,100.00	100.0%
Total For 1997 Funds (CR+CC+CL)			\$899,100.00					
Total For 1997 Funds (CO)			\$0.00					



U.S. Department of Housing and Urban Development
 Office of Community Planning and Development
 Integrated Disbursement and Information System
 PR 25 - Status of CHDO Funds by Fiscal Year Report
 DALLAS, TX

DATE: 12-18-13
 TIME: 15:46
 PAGE: 10

Funds Subgranted To CHDOS

Fiscal Year	CHDO Name	Fund Type	Amount	Amount	Balance	%	Amount	%
			Reserved	Committed	to Commit	Committed Reserved	Disbursed	Disbursed Committed
1996	FOREST HEIGHTS NEIGHBORHOOD DEVELOPMENT CORP.	CR	\$26,000.00	\$26,000.00	\$0.00	100.0%	\$26,000.00	100.0%
	MAPLE AVE. ECONOMIC DEVELOPMENT CORPORATION	CR	\$600.00	\$600.00	\$0.00	100.0%	\$600.00	100.0%
	OAKCLIFF DEVELOPMENT CORP	CR	\$12,003.59	\$12,003.59	\$0.00	100.0%	\$12,003.59	100.0%
	OPERATION RELIEF CENTER	CR	\$423,636.30	\$423,636.30	\$0.00	100.0%	\$423,636.30	100.0%
	VECINOS UNIDOS, INC	CR	\$457,710.11	\$457,710.11	\$0.00	100.0%	\$457,710.11	100.0%
	Fund Type Total for 1996	CR	\$919,950.00	\$919,950.00	\$0.00	100.0%	\$919,950.00	100.0%
Total For 1996 Funds (CR+CC+CL)			\$919,950.00					
Total For 1996 Funds (CO)			\$0.00					

Funds Subgranted To CHDOS

Fiscal Year	CHDO Name	Fund Type	Amount	Amount	Balance	%	Amount	%
			Reserved	Committed	to Commit	Committed Reserved	Disbursed	Disbursed Committed
1995	FOREST HEIGHTS NEIGHBORHOOD DEVELOPMENT CORP.	CR	\$24,000.00	\$24,000.00	\$0.00	100.0%	\$24,000.00	100.0%
	INNERCITY DEVELOPMENT CORP	CR	\$137,286.08	\$137,286.08	\$0.00	100.0%	\$137,286.08	100.0%
	MAPLE AVE. ECONOMIC DEVELOPMENT CORPORATION	CR	\$161,000.00	\$161,000.00	\$0.00	100.0%	\$161,000.00	100.0%
	OAKCLIFF DEVELOPMENT CORP	CR	\$250,000.00	\$250,000.00	\$0.00	100.0%	\$250,000.00	100.0%
	OPERATION RELIEF CENTER	CR	\$165,969.37	\$165,969.37	\$0.00	100.0%	\$165,969.37	100.0%
	SOUTHFAIR COMMUNITY DEVELOPMENT CORP	CR	\$140,133.00	\$140,133.00	\$0.00	100.0%	\$140,133.00	100.0%
	THE PEACE HOUSING CORP	CR	\$28,211.55	\$28,211.55	\$0.00	100.0%	\$28,211.55	100.0%
	Fund Type Total for 1995	CR	\$906,600.00	\$906,600.00	\$0.00	100.0%	\$906,600.00	100.0%
Total For 1995 Funds (CR+CC+CL)			\$906,600.00					
Total For 1995 Funds (CO)			\$0.00					



U.S. Department of Housing and Urban Development
 Office of Community Planning and Development
 Integrated Disbursement and Information System
 PR 25 - Status of CHDO Funds by Fiscal Year Report
 DALLAS, TX

DATE: 12-18-13
 TIME: 15:46
 PAGE: 11

Funds Subgranted To CHDOS

Fiscal Year	CHDO Name	Fund Type	Amount	Amount	Balance	%	Amount	%
			Reserved	Committed	to	Committed	Reserved	Disbursed
1994	INNERCITY DEVELOPMENT CORP	CR	\$60,278.89	\$60,278.89	\$0.00	100.0%	\$60,278.89	100.0%
	OAKCLIFF DEVELOPMENT CORP	CR	\$338,079.00	\$338,079.00	\$0.00	100.0%	\$338,079.00	100.0%
	SOUTHFAIR COMMUNITY DEVELOPMENT CORP	CR	\$319,093.11	\$319,093.11	\$0.00	100.0%	\$319,093.11	100.0%
	VECINOS UNIDOS, INC	CR	\$370,000.00	\$370,000.00	\$0.00	100.0%	\$370,000.00	100.0%
	Fund Type Total for 1994	CR	\$1,087,451.00	\$1,087,451.00	\$0.00	100.0%	\$1,087,451.00	100.0%
Total For 1994 Funds (CR+CC+CL)			\$1,087,451.00					
Total For 1994 Funds (CO)			\$0.00					

Funds Subgranted To CHDOS

Fiscal Year	CHDO Name	Fund Type	Amount	Amount	Balance	%	Amount	%
			Reserved	Committed	to	Committed	Reserved	Disbursed
1993	INNERCITY DEVELOPMENT CORP	CR	\$153,350.00	\$153,350.00	\$0.00	100.0%	\$153,350.00	100.0%
	OAKCLIFF DEVELOPMENT CORP	CR	\$325,921.89	\$325,921.89	\$0.00	100.0%	\$325,921.89	100.0%
	SOUTHFAIR COMMUNITY DEVELOPMENT CORP	CR	\$38,000.00	\$38,000.00	\$0.00	100.0%	\$38,000.00	100.0%
	THE PEACE HOUSING CORP	CR	\$85,360.00	\$85,360.00	\$0.00	100.0%	\$85,360.00	100.0%
	VECINOS UNIDOS, INC	CR	\$80,840.00	\$80,840.00	\$0.00	100.0%	\$80,840.00	100.0%
	Fund Type Total for 1993	CR	\$683,471.89	\$683,471.89	\$0.00	100.0%	\$683,471.89	100.0%
Total For 1993 Funds (CR+CC+CL)			\$683,471.89					
Total For 1993 Funds (CO)			\$0.00					

Funds Subgranted To CHDOS

Fiscal Year	CHDO Name	Fund Type	Amount	Amount	Balance	%	Amount	%
			Reserved	Committed	to	Committed	Reserved	Disbursed
1992	DALLAS NEIGHBORHOOD ALLIANCE FOR HABITAT	CR	\$17,338.00	\$17,338.00	\$0.00	100.0%	\$17,338.00	100.0%
	INNERCITY DEVELOPMENT CORP	CR	\$86,650.00	\$86,650.00	\$0.00	100.0%	\$86,650.00	100.0%
	THE PEACE HOUSING CORP	CR	\$25,000.00	\$25,000.00	\$0.00	100.0%	\$25,000.00	100.0%
	VECINOS UNIDOS, INC	CR	\$730,000.00	\$730,000.00	\$0.00	100.0%	\$730,000.00	100.0%
	Fund Type Total for 1992	CR	\$858,988.00	\$858,988.00	\$0.00	100.0%	\$858,988.00	100.0%
Total For 1992 Funds (CR+CC+CL)			\$858,988.00					
Total For 1992 Funds (CO)			\$0.00					



U.S. Department of Housing and Urban Development
Office of Community Planning and Development
Integrated Disbursement and Information System
PR 25 - Status of CHDO Funds by Fiscal Year Report
DALLAS, TX

DATE: 12-18-13
TIME: 15:46
PAGE: 12

Total For All Years (Subgranted to CHDOS)	\$28,741,362.41
Total For All Years (Not Subgranted to CHDOS)	\$1,016,514.73
Grand Total	\$29,757,877.14

**24. STATUS OF HOME ACTIVITIES
(IDIS REPORT PR22 & PR85)**





U.S. Department of Housing and Urban Development
 Office of Community Planning and Development
 Integrated Disbursement and Information System
 Status of HOME Activities - Entitlement
 DALLAS, TX

DATE: 12-18-13
 TIME: 15:40
 PAGE: 1

IDIS - PR22

Tenure Type	Activity Type	IDIS Activity	Activity Address	Activity Status	Status Date	Total Home Units	Home Units	Initial Funding Date	Committed Amount	Drawn Amount	PCT
Homebuyer	NEW CONSTRUCTION	10589	258 Cliff Heights Cir , Dallas TX, 75241	Completed	08/07/13	9	9	01/11/10	\$341,420.90	\$341,420.90	100.00%
		10872	2514 Hooper St , Dallas TX, 75215	Completed	05/30/13	1	1	10/26/10	\$129,775.29	\$129,775.29	100.00%
		11021	2005 Angelina Dr , Dallas TX, 75212	Open	12/10/13	10	10	12/13/10	\$310,000.00	\$304,769.27	98.31%
		11278	5406 Bexar St , Dallas TX, 75215	Completed	09/18/13	2	2	11/23/11	\$183,062.74	\$183,062.74	100.00%
		11281	1526 Bickers St , Dallas TX, 75212	Open	10/08/13	8	8	01/18/12	\$246,349.85	\$209,361.35	84.99%
		11537	3618 Darby Dr , Dallas TX, 75227	Open	10/30/13	5	5	08/01/12	\$112,500.00	\$71,705.38	63.74%
		11545	3110 Lenway St , Dallas TX, 75215	Completed	08/08/13	4	4	08/23/12	\$431,682.50	\$431,682.50	100.00%
		11694	214 Cliff Heights Cir , Dallas TX, 75241	Open	05/07/13	8	8	01/30/13	\$400,000.00	\$340,928.00	85.23%



U.S. Department of Housing and Urban Development
 Office of Community Planning and Development
 Integrated Disbursement and Information System
 Status of HOME Activities - Entitlement
 DALLAS, TX

DATE: 12-18-13
 TIME: 15:40
 PAGE: 2

IDIS - PR22

Tenure Type	Activity Type	IDIS Activity	Activity Address	Activity Status	Status Date	Total Home		Initial Funding Date	Committed Amount	Drawn Amount	PCT
						Units	Units				
Homebuyer ACQUISITION ONLY		11256	2344 Harding St , Dallas TX, 75215	Open	10/30/13	2	2	10/18/11	\$20,000.00	\$12,500.00	62.50%
		11681	112 Cliff Heights Cir , Dallas TX, 75241	Completed	01/29/13	1	1	12/10/12	\$12,000.00	\$12,000.00	100.00%
		11682	116 Cliff Heights Cir , Dallas TX, 75241	Completed	01/29/13	1	1	12/10/12	\$12,000.00	\$12,000.00	100.00%
		11683	5330 Bexar St , Dallas TX, 75215	Completed	01/29/13	1	1	12/10/12	\$12,000.00	\$12,000.00	100.00%
		11684	120 Cliff Heights Cir , Dallas TX, 75241	Completed	01/29/13	1	1	12/10/12	\$12,000.00	\$12,000.00	100.00%
		11685	258 Cliff Heights Cir , Dallas TX, 75241	Completed	01/29/13	1	1	12/10/12	\$12,000.00	\$12,000.00	100.00%
		11686	8630 Cedar Post Ct , Dallas TX, 75227	Completed	01/29/13	1	1	12/10/12	\$12,000.00	\$12,000.00	100.00%
		11690	4040 Shady Hollow Ln , Dallas TX, 75233	Completed	03/06/13	1	1	01/11/13	\$4,250.00	\$4,250.00	100.00%
		11692	18816 Tupelo Ln , Dallas TX, 75287	Completed	03/06/13	1	1	01/25/13	\$4,250.00	\$4,250.00	100.00%
		11693	5823 Hollis Ave , Dallas TX, 75227	Completed	03/06/13	1	1	01/25/13	\$4,250.00	\$4,250.00	100.00%
		11695	18814 Tupelo Ln , Dallas TX, 75287	Completed	03/07/13	1	1	01/25/13	\$4,250.00	\$4,250.00	100.00%
		11696	1512 S Oak Cliff Blvd , Dallas TX, 75208	Completed	03/06/13	1	1	01/25/13	\$4,250.00	\$4,250.00	100.00%
		11697	3540 Vilbig Rd , Dallas TX, 75212	Completed	03/06/13	1	1	01/25/13	\$10,000.00	\$10,000.00	100.00%
		11698	2844 Meadow Way Ln , Dallas TX, 75228	Completed	03/07/13	1	1	03/01/13	\$4,250.00	\$4,250.00	100.00%
		11699	3113 Lenway St , Dallas TX, 75215	Completed	05/24/13	1	1	03/06/13	\$10,000.00	\$10,000.00	100.00%
		11700	5406 Bexar St , Dallas TX, 75215	Completed	03/06/13	1	1	03/01/13	\$10,000.00	\$10,000.00	100.00%
		11702	2827 Thomas Tolbert Blvd , Dallas TX, 75215	Completed	05/24/13	1	1	03/07/13	\$10,000.00	\$10,000.00	100.00%
		11703	5617 Winding Woods Trl , Dallas TX, 75227	Completed	05/24/13	1	1	03/13/13	\$2,537.50	\$2,537.50	100.00%
		11713	118 Cliff Heights Cir , Dallas TX, 75241	Completed	05/24/13	1	1	03/22/13	\$1,749.83	\$1,749.83	100.00%
		11714	3315 Falls Dr , Dallas TX, 75211	Completed	05/24/13	1	1	03/06/13	\$1,312.50	\$1,312.50	100.00%
	11715	2654 Mountain Lake Rd , Dallas TX, 75233	Completed	05/24/13	1	1	03/06/13	\$1,398.50	\$1,398.50	100.00%	
	11716	5321 Fannie St , Dallas TX, 75212	Completed	03/06/13	1	1	03/01/13	\$2,187.50	\$2,187.50	100.00%	
	11717	2835 South Blvd , Dallas TX, 75215	Completed	05/24/13	1	1	03/07/13	\$1,837.50	\$1,837.50	100.00%	
	11719	3431 McBroom St , Dallas TX, 75212	Completed	05/24/13	1	1	03/19/13	\$9,166.25	\$9,166.25	100.00%	
	11720	1966 Calypso St , Dallas TX, 75212	Completed	05/24/13	1	1	03/29/13	\$9,162.75	\$9,162.75	100.00%	
	11735	8912 Catalonia Dr , Dallas TX, 75217	Completed	05/24/13	1	1	03/29/13	\$3,850.00	\$3,850.00	100.00%	
	11736	4538 Silver Lake Dr , Dallas TX, 75211	Completed	05/24/13	1	1	03/28/13	\$3,722.50	\$3,722.50	100.00%	



U.S. Department of Housing and Urban Development
 Office of Community Planning and Development
 Integrated Disbursement and Information System
 Status of HOME Activities - Entitlement
 DALLAS, TX

DATE: 12-18-13
 TIME: 15:40
 PAGE: 3

IDIS - PR22

Tenure Type	Activity Type	IDIS Activity	Activity Address	Activity Status	Status Date	Total Units	Home Units	Initial Funding Date	Committed Amount	Drawn Amount	PCT
Homebuyer	ACQUISITION ONLY	11739	1847 Morris St , Dallas TX, 75212	Completed	05/24/13	1	1	03/29/13	\$8,332.50	\$8,332.50	100.00%
		11741	7412 Fox Crossing Ct , Dallas TX, 75232	Completed	07/25/13	1	1	05/07/13	\$4,250.00	\$4,250.00	100.00%
		11742	2012 Engle Ave , Dallas TX, 75224	Completed	07/25/13	1	1	04/16/13	\$3,714.65	\$3,714.65	100.00%
		11743	2105 Barnes Bridge Rd , Dallas TX, 75228	Completed	07/25/13	1	1	05/02/13	\$3,690.10	\$3,690.10	100.00%
		11744	1511 Melbourne Ave , Dallas TX, 75224	Completed	07/25/13	1	1	04/12/13	\$3,714.65	\$3,714.65	100.00%
		11746	11605 Cotillion Dr , Dallas TX, 75228	Completed	07/25/13	1	1	05/01/13	\$3,502.55	\$3,502.55	100.00%
		11747	3814 Aransas St , Dallas TX, 75212	Completed	07/25/13	1	1	06/03/13	\$9,998.67	\$9,998.67	100.00%
		11748	2022 Calypso St , Dallas TX, 75212	Completed	07/25/13	1	1	06/03/13	\$8,315.00	\$8,315.00	100.00%
		11750	1906 Bickers St , Dallas TX, 75212	Completed	07/25/13	1	1	05/01/13	\$15,000.00	\$15,000.00	100.00%
		11751	4527 Via St Catherine , Dallas TX, 75211	Completed	07/25/13	1	1	04/26/13	\$3,697.15	\$3,697.15	100.00%
		11752	2742 W Clarendon Dr , Dallas TX, 75211	Completed	07/25/13	1	1	05/02/13	\$4,777.50	\$4,777.50	100.00%
		11753	2132 Petunia St , Dallas TX, 75228	Completed	07/25/13	1	1	05/03/13	\$4,250.00	\$4,250.00	100.00%
		11754	106 Cliff Heights Cir , Dallas TX, 75241	Completed	07/25/13	1	1	05/13/13	\$10,000.00	\$10,000.00	100.00%
		11755	2524 Silverthorne Dr , Dallas TX, 75287	Completed	07/25/13	1	1	05/08/13	\$4,250.00	\$4,250.00	100.00%
		11757	244 Cliff Heights Cir , Dallas TX, 75241	Completed	07/25/13	1	1	05/17/13	\$10,000.00	\$10,000.00	100.00%
		11758	8724 Greenmound Ave , Dallas TX, 75227	Completed	07/25/13	1	1	05/15/13	\$4,250.00	\$4,250.00	100.00%
		11764	2842 Burlington Blvd , Dallas TX, 75211	Completed	07/25/13	1	1	05/15/13	\$4,250.00	\$4,250.00	100.00%
		11765	3411 Toronto St , Dallas TX, 75212	Completed	07/25/13	1	1	05/31/13	\$10,000.00	\$10,000.00	100.00%
		11767	4810 Spring Ave , Dallas TX, 75210	Completed	07/25/13	1	1	06/12/13	\$10,000.00	\$10,000.00	100.00%
		11768	217 Los Cabos Dr , Dallas TX, 75232	Completed	07/25/13	1	1	06/17/13	\$4,250.00	\$4,250.00	100.00%
11770	1218 S Edgefield Ave , Dallas TX, 75208	Completed	07/25/13	1	1	06/03/13	\$4,250.00	\$4,250.00	100.00%		
11771	2858 Gospel Dr , Dallas TX, 75237	Completed	07/26/13	1	1	06/10/13	\$2,318.75	\$2,318.75	100.00%		
11772	5310 Keller Springs Rd , Dallas TX, 75248	Completed	08/27/13	1	1	07/11/13	\$4,250.00	\$4,250.00	100.00%		
11773	2243 Royal Oaks Dr , Dallas TX, 75253	Completed	07/26/13	1	1	06/12/13	\$7,865.00	\$7,865.00	100.00%		
11774	4671 Timber Wood Dr , Dallas TX, 75211	Completed	07/03/13	1	1	06/25/13	\$5,285.00	\$5,285.00	100.00%		
11775	3408 Bexar St , Dallas TX, 75215	Completed	07/03/13	1	1	07/02/13	\$15,700.00	\$15,700.00	100.00%		



U.S. Department of Housing and Urban Development
 Office of Community Planning and Development
 Integrated Disbursement and Information System
 Status of HOME Activities - Entitlement
 DALLAS, TX

DATE: 12-18-13
 TIME: 15:40
 PAGE: 4

IDIS - PR22

Tenure Type	Activity Type	IDIS Activity	Activity Address	Activity Status	Status Date	Total Units	Home Units	Initial Funding Date	Committed Amount	Drawn Amount	PCT
Homebuyer	ACQUISITION ONLY	11776	1419 Misty Glen Ln , Dallas TX, 75232	Completed	07/03/13	1	1	06/28/13	\$5,460.00	\$5,460.00	100.00%
		11777	3117 Lenway St , Dallas TX, 75215	Completed	10/21/13	1	1	08/27/13	\$18,197.50	\$18,197.50	100.00%
		11778	3122 Lenway St , Dallas TX, 75215	Completed	08/27/13	1	1	07/17/13	\$18,162.50	\$18,162.50	100.00%
		11779	514 S Oak Cliff Blvd , Dallas TX, 75208	Completed	08/27/13	1	1	07/09/13	\$5,391.75	\$5,391.75	100.00%
		11780	1211 Lansford Ave , Dallas TX, 75224	Completed	10/02/13	1	1	07/23/13	\$5,789.00	\$5,789.00	100.00%
		11782	215 Cliff Heights Cir , Dallas TX, 75241	Completed	08/27/13	1	1	07/18/13	\$18,197.50	\$18,197.50	100.00%
		11784	6655 Cool Morn Dr , Dallas TX, 75241	Completed	10/02/13	1	1	08/08/13	\$8,250.50	\$8,250.50	100.00%
		11786	7316 Hardwood Trl , Dallas TX, 75249	Completed	10/02/13	1	1	08/16/13	\$5,512.50	\$5,512.50	100.00%
		11787	4850 Spring Ave , Dallas TX, 75210	Completed	10/02/13	1	1	08/08/13	\$16,000.00	\$16,000.00	100.00%
		11789	11630 Featherbrook Dr , Dallas TX, 75228	Completed	10/02/13	1	1	08/13/13	\$5,695.36	\$5,695.36	100.00%
		11790	2811 Thomas Tolbert Blvd , Dallas TX, 75215	Completed	10/02/13	1	1	08/16/13	\$17,125.00	\$17,125.00	100.00%
		11791	4926 Mexicana Rd , Dallas TX, 75212	Completed	10/02/13	1	1	08/09/13	\$6,881.25	\$6,881.25	100.00%
		11794	5402 Bexar St , Dallas TX, 75215	Completed	10/02/13	1	1	08/22/13	\$13,100.00	\$13,100.00	100.00%
		11796	2836 Encino Dr , Dallas TX, 75228	Completed	10/02/13	1	1	08/16/13	\$7,030.00	\$7,030.00	100.00%
		11797	5410 Bexar St , Dallas TX, 75215	Completed	10/21/13	1	1	08/29/13	\$18,500.00	\$18,500.00	100.00%
		11798	3622 Darby Dr , Dallas TX, 75227	Completed	10/21/13	1	1	08/29/13	\$18,500.00	\$18,500.00	100.00%
		11799	3060 Shadow Wood Dr , Dallas TX, 75224	Completed	10/21/13	1	1	09/13/13	\$2,374.00	\$2,374.00	100.00%
		11800	2736 Clayton Oaks Dr , Dallas TX, 75227	Completed	10/21/13	1	1	09/09/13	\$2,796.50	\$2,796.50	100.00%
		11829	3005 Housley Dr , Dallas TX, 75228	Final Draw	11/11/13	1	1	10/30/13	\$2,901.75	\$2,901.75	100.00%
		11856	7733 Oak Garden Trl , Dallas TX, 75232	Final Draw	11/11/13	1	1	11/07/13	\$10,000.00	\$10,000.00	100.00%
		11857	3711 Toronto St , Dallas TX, 75212	Final Draw	12/10/13	1	1	11/26/13	\$10,000.00	\$10,000.00	100.00%
		11858	8646 Cedar Post Ct , Dallas TX, 75227	Final Draw	11/19/13	1	1	11/11/13	\$10,000.00	\$10,000.00	100.00%
		11859	4549 Lynnacre Cir , Dallas TX, 75211	Final Draw	11/19/13	1	1	11/15/13	\$4,250.00	\$4,250.00	100.00%
		11860	3610 Morris St , Dallas TX, 75212	Final Draw	11/19/13	1	1	11/11/13	\$10,000.00	\$10,000.00	100.00%
		11861	3570 Mojave Dr , Dallas TX, 75241	Final Draw	11/19/13	1	1	11/11/13	\$5,000.00	\$5,000.00	100.00%
		11868	4343 Lashley Dr , Dallas TX, 75232	Final Draw	11/19/13	1	1	11/15/13	\$4,250.00	\$4,250.00	100.00%
		11869	3526 Mojave Dr , Dallas TX, 75241	Final Draw	11/19/13	1	1	11/18/13	\$5,000.00	\$5,000.00	100.00%



U.S. Department of Housing and Urban Development
 Office of Community Planning and Development
 Integrated Disbursement and Information System
 Status of HOME Activities - Entitlement
 DALLAS, TX

DATE: 12-18-13
 TIME: 15:40
 PAGE: 5

IDIS - PR22

Tenure Type	Activity Type	IDIS Activity	Activity Address	Activity Status	Status Date	Total Home Units	Home Units	Initial Funding Date	Committed Amount	Drawn Amount	PCT
Homebuyer	ACQUISITION AND NEW CONSTRUCTION	11499	8714 Diceman Dr , Dallas TX, 75218	Open	07/23/13	2	2	07/30/12	\$200,000.00	\$190,912.10	95.46%
		11792	3528 Jenny Dale Dr , Dallas TX, 75212	Open	12/10/13	10	10	12/10/13	\$300,000.00	\$174,567.17	58.19%
		11801	1541 Bickers St , Dallas TX, 75212	Completed	09/25/13	2	2	09/24/13	\$43,690.15	\$43,690.15	100.00%



U.S. Department of Housing and Urban Development
 Office of Community Planning and Development
 Integrated Disbursement and Information System
 Status of HOME Activities - Entitlement
 DALLAS, TX

DATE: 12-18-13
 TIME: 15:40
 PAGE: 6

IDIS - PR22

Tenure Type	Activity Type	IDIS Activity	Activity Address	Activity Status	Status Date	Total Units	Home Units	Initial Funding Date	Committed Amount	Drawn Amount	PCT
Homeowner Rehab	REHABILITATION	11136	4022 Ladale Dr , Dallas TX, 75212	Completed	01/29/13	1	1	08/01/11	\$93,392.80	\$93,392.80	100.00%
		11268	2002 Idaho Ave , Dallas TX, 75216	Completed	01/29/13	1	1	11/10/11	\$93,400.00	\$93,400.00	100.00%
		11399	350 Bonnie View Rd , Dallas TX, 75203	Completed	01/29/13	1	1	03/12/12	\$93,400.00	\$93,400.00	100.00%
		11409	12130 Schroeder Rd , Dallas TX, 75243	Completed	01/29/13	1	1	03/12/12	\$93,400.00	\$93,400.00	100.00%
		11414	12105 Oberlin Dr , Dallas TX, 75243	Completed	01/29/13	1	1	03/21/12	\$13,225.02	\$13,225.02	100.00%
		11415	1727 Garza Ave , Dallas TX, 75216	Completed	01/29/13	1	1	03/21/12	\$93,400.00	\$93,400.00	100.00%
		11458	3202 Bill Harrod St , Dallas TX, 75212	Completed	01/29/13	1	1	05/07/12	\$93,400.00	\$93,400.00	100.00%
		11459	3301 Chihuahua Ave , Dallas TX, 75212	Completed	01/29/13	1	1	05/07/12	\$93,400.00	\$93,400.00	100.00%
		11460	2651 Moffatt Ave , Dallas TX, 75216	Completed	01/29/13	1	1	05/08/12	\$93,400.00	\$93,400.00	100.00%
		11462	1502 Oakley Ave , Dallas TX, 75216	Completed	01/29/13	1	1	05/08/12	\$28,905.00	\$28,905.00	100.00%
		11463	2723 Burger Ave , Dallas TX, 75215	Completed	02/28/13	1	1	05/09/12	\$93,400.00	\$93,400.00	100.00%
		11464	1918 W 10th St , Dallas TX, 75208	Completed	01/29/13	1	1	05/09/12	\$93,400.00	\$93,400.00	100.00%
		11465	541 Hatton St , Dallas TX, 75203	Completed	02/28/13	1	1	05/09/12	\$93,400.00	\$93,400.00	100.00%
		11466	6365 Denham Dr , Dallas TX, 75217	Completed	01/29/13	1	1	05/09/12	\$93,400.00	\$93,400.00	100.00%
		11467	2439 Vagas St , Dallas TX, 75219	Completed	01/29/13	1	1	05/09/12	\$93,400.00	\$93,400.00	100.00%
		11468	231 Red Wing Dr , Dallas TX, 75241	Completed	01/29/13	1	1	05/09/12	\$93,400.00	\$93,400.00	100.00%
		11469	3918 Vineyard Dr , Dallas TX, 75212	Completed	08/02/13	1	1	05/09/12	\$98,400.00	\$98,400.00	100.00%
		11470	1343 S Barry Ave , Dallas TX, 75223	Completed	01/30/13	1	1	05/09/12	\$103,000.00	\$103,000.00	100.00%
		11471	2906 Alpine St , Dallas TX, 75223	Completed	01/29/13	1	1	05/09/12	\$103,000.00	\$103,000.00	100.00%
		11472	2703 Modree Ave , Dallas TX, 75216	Completed	01/29/13	1	1	05/09/12	\$103,000.00	\$103,000.00	100.00%
11473	3160 Nandina Dr , Dallas TX, 75241	Completed	01/29/13	1	1	05/09/12	\$103,000.00	\$103,000.00	100.00%		
11474	3612 S Fitzhugh Ave , Dallas TX, 75210	Completed	01/29/13	1	1	05/09/12	\$103,000.00	\$103,000.00	100.00%		
11475	5317 Goodman St , Dallas TX, 75211	Completed	01/29/13	1	1	05/09/12	\$103,000.00	\$103,000.00	100.00%		



U.S. Department of Housing and Urban Development
 Office of Community Planning and Development
 Integrated Disbursement and Information System
 Status of HOME Activities - Entitlement
 DALLAS, TX

DATE: 12-18-13
 TIME: 15:40
 PAGE: 7

IDIS - PR22

Tenure Type	Activity Type	IDIS Activity	Activity Address	Activity Status	Status Date	Total Home Units	Home Units	Initial Funding Date	Committed Amount	Drawn Amount	PCT
Homeowner Rehab	REHABILITATION	11476	2527 S Ewing Ave , Dallas TX, 75216	Completed	01/29/13	1	1	05/09/12	\$92,280.00	\$92,280.00	100.00%
		11495	1434 Claude St , Dallas TX, 75203	Completed	07/31/13	1	1	08/21/12	\$103,000.00	\$103,000.00	100.00%
		11506	10441 Oakwood Dr , Dallas TX, 75217	Completed	01/30/13	1	1	08/16/12	\$103,000.00	\$103,000.00	100.00%
		11721	1906 Berwick Ave , Dallas TX, 75203	Final Draw	09/19/13	1	1	03/05/13	\$95,290.00	\$95,290.00	100.00%
		11722	910 Bank St , Dallas TX, 75223	Final Draw	10/16/13	1	1	03/05/13	\$23,491.00	\$23,491.00	100.00%
		11723	910 Bank St , Dallas TX, 75223	Final Draw	10/30/13	1	1	03/05/13	\$79,509.00	\$79,509.00	100.00%
		11724	4310 Frank St , Dallas TX, 75210	Open	11/11/13	1	1	03/11/13	\$101,308.94	\$91,008.94	89.83%
		11725	3111 Rutz St , Dallas TX, 75212	Final Draw	10/02/13	1	1	03/11/13	\$94,749.00	\$94,749.00	100.00%
		11726	3111 Rutz St , Dallas TX, 75212	Final Draw	10/02/13	1	1	03/11/13	\$8,251.00	\$8,251.00	100.00%
		11727	2119 Hulse Blvd , Dallas TX, 75203	Open	11/19/13	1	1	03/11/13	\$75,580.98	\$74,052.90	97.98%
		11728	2119 Hulse Blvd , Dallas TX, 75203	Open	09/19/13	1	1	03/11/13	\$27,419.02	\$18,647.10	68.01%
		11729	1816 Overhill Ln , Dallas TX, 75216	Open	11/11/13	1	1	03/11/13	\$103,000.00	\$82,959.30	80.54%
		11730	1915 Riverway Dr , Dallas TX, 75217	Open	08/05/13	1	1	03/11/13	\$103,000.00	\$13,978.80	13.57%
		11731	2911 Harlandale Ave , Dallas TX, 75216	Final Draw	10/30/13	1	1	03/11/13	\$103,000.00	\$103,000.00	100.00%
		11732	2210 Fordham Rd , Dallas TX, 75216	Final Draw	10/16/13	1	1	03/11/13	\$103,000.00	\$103,000.00	100.00%
		11749	4102 Esmalda St , Dallas TX, 75212	Final Draw	10/16/13	1	1	07/01/13	\$103,000.00	\$103,000.00	100.00%



U.S. Department of Housing and Urban Development
 Office of Community Planning and Development
 Integrated Disbursement and Information System
 Status of HOME Activities - Entitlement
 DALLAS, TX

DATE: 12-18-13
 TIME: 15:40
 PAGE: 8

IDIS - PR22

Tenure Type	Activity Type	IDIS Activity	Activity Address	Activity Status	Status Date	Total Units	Home Units	Initial Funding Date	Committed Amount	Drawn Amount	PCT
Rental	NEW CONSTRUCTION	10733	5203 Bexar St , Dallas TX, 75215	Completed	08/05/13	9	9	04/12/10	\$887,714.00	\$887,714.00	100.00%
		10825	3604 Parnell St , Dallas TX, 75215	Completed	01/28/13	6	6	07/16/10	\$384,866.00	\$384,866.00	100.00%
		11384	4810 Spring Ave , Dallas TX, 75210	Completed	03/05/13	11	11	02/23/12	\$1,376,492.00	\$1,376,492.00	100.00%
		11454	800 N Madison Ave , Dallas TX, 75208	Completed	07/22/13	4	4	05/03/12	\$318,000.00	\$318,000.00	100.00%
		11455	8534 Bearden Ln , Dallas TX, 75227	Completed	03/05/13	3	3	05/04/12	\$332,226.00	\$332,226.00	100.00%
		11687	8514 Bearden Ln , Dallas TX, 75227	Completed	06/04/13	5	5	12/14/12	\$554,659.00	\$554,659.00	100.00%
		11745	2811 Thomas Tolbert Blvd , Dallas TX, 75215	Final Draw	10/02/13	6	6	04/09/13	\$683,000.00	\$683,000.00	100.00%
		11788	2806 Thomas Tolbert Blvd , Dallas TX, 75215	Open	12/17/13	6	6	07/24/13	\$714,000.00	\$235,930.75	33.04%



U.S. Department of Housing and Urban Development
 Office of Community Planning and Development
 Integrated Disbursement and Information System
 Status of HOME Activities - Entitlement
 DALLAS, TX

DATE: 12-18-13
 TIME: 15:40
 PAGE: 9

IDIS - PR22

Tenure Type	Activity Type	IDIS Activity	Activity Address	Activity Status	Status Date	Total Units	Home Units	Initial Funding Date	Committed Amount	Drawn Amount	PCT
Rental	REHABILITATION	11734	2122 Highland Rd , Dallas TX, 75228	Open	12/17/13	32	32	03/14/13	\$550,000.00	\$352,345.46	64.06%



U.S. Department of Housing and Urban Development
 Office of Community Planning and Development
 Integrated Disbursement and Information System
 Status of HOME Activities - Entitlement
 DALLAS, TX

DATE: 12-18-13
 TIME: 15:40
 PAGE: 10

IDIS - PR22

Tenure Type	Activity Type	IDIS Activity	Activity Address	Activity Status	Status Date	Total Home Units	Home Units	Initial Funding Date	Committed Amount	Drawn Amount	PCT
Rental	ACQUISITION AND REHABILITATION	11385	312 N Patton Ave , Dallas TX, 75203	Completed	01/08/13	9	9	04/18/12	\$73,274.80	\$73,274.80	100.00%



U.S. Department of Housing and Urban Development
 Office of Community Planning and Development
 Integrated Disbursement and Information System
 Status of HOME Activities - Entitlement
 DALLAS, TX

DATE: 12-18-13
 TIME: 15:40
 PAGE: 11

IDIS - PR22

Tenure Type	Activity Type	IDIS Activity	Activity Address	Activity Status	Status Date	Total Units	Home Units	Initial Funding Date	Committed Amount	Drawn Amount	PCT
Rental	ACQUISITION AND NEW CONSTRUCTION	11634	3347 Canada Dr , Dallas TX, 75212	Open	01/14/13	15	15	11/08/12	\$383,819.63	\$353,487.13	92.10%
		11793	8502 Bearden Ln , Dallas TX, 75227	Open	12/17/13	6	6	10/08/13	\$713,675.00	\$220,676.95	30.92%



U.S. Department of Housing and Urban Development
 Office of Community Planning and Development
 Integrated Disbursement and Information System
 Status of HOME Activities - Entitlement
 DALLAS, TX

DATE: 12-18-13
 TIME: 15:40
 PAGE: 12

IDIS - PR22

Tenure Type	Activity Type	IDIS Activity	Activity Address	Activity Status	Status Date	Total Home Units	Home Units	Initial Funding Date	Committed Amount	Drawn Amount	PCT
Tenant-Based Rental Assistance (TBRA)	TENANT-BASED RENTAL ASSISTANCE	8280	, ,	Final Draw	10/24/11	0	0	05/23/06	\$50,000.00	\$50,000.00	100.00%
		11005	, ,	Completed	02/14/13	0	59	12/02/10	\$545,000.00	\$545,000.00	100.00%
		11354	, ,	Open	05/08/13	0	81	12/22/11	\$425,000.00	\$421,795.64	99.25%
		11355	, ,	Final Draw	03/05/13	0	48	12/22/11	\$225,000.00	\$225,000.00	100.00%
		11356	, ,	Final Draw	10/02/13	0	0	12/22/11	\$104,815.00	\$104,815.00	100.00%
		11357	, ,	Completed	02/25/13	0	1	12/22/11	\$75,000.00	\$75,000.00	100.00%
		11678	, ,	Open	05/08/13	0	60	12/04/12	\$300,000.00	\$25,876.21	8.63%
		11679	, ,	Open	05/08/13	0	1	12/04/12	\$50,000.00	\$19,475.54	38.95%

U.S. Department of Housing and Urban Development
 Office of Community Planning and Development
 Integrated Disbursement and Information System
 Rental , Homebuyer , Homeowner Rehab, TBRA
 Housing Performance Report - DALLAS , TX

Program Rental , Homebuyer , Homeowner Rehab, TBRA
 Date Range 09/30/2013
 Home Tenure Type 10/1/2012

Objectives	Availability / Accessibility		Outcomes Affordability		Sustainability		Total by Objective		# of Total Units Brought to Property Standard		Of the Total Units, the # occupied by Households <= 80% AMI	
	Units	\$	Units	\$	Units	\$	Units	\$	Units	\$	Units	\$
Suitable Living	0	0.00	2	109,400.00	25	2,194,169.31	27	2,303,569.31	27	2,303,569.31	27	2,303,569.31
Decent Housing	0	0.00	160	7,861,390.58	0	0.00	160	7,861,390.58	160	7,861,390.58	160	7,861,390.58
Economic Opportunity	0	0.00	0	0.00	1	93,400.00	1	93,400.00	1	93,400.00	1	93,400.00
Total by Outcome	0	0.00	162	7,970,790.58	26	2,287,569.31	188	10,258,359.89	188	10,258,359.89	188	10,258,359.89



**EMERGENCY
SOLUTIONS
GRANT
(ESG)**



25. PROGRAM NARRATIVE AND PERFORMANCE SUMMARY



**CR-60 - ESG 91.520(g) (ESG Recipients only)
 FY 2012-13 ESG Supplement to the CAPER in *e-snaps*
 For Paperwork Reduction Act**

1. Recipient Information—All Recipients Complete

Basic Grant Information

Recipient Name	DALLAS
Organizational DUNS Number	196616478
EIN/TIN Number	756000508
Identify the Field Office	FT WORTH
Identify CoC(s) in which the recipient or subrecipient(s) will provide ESG assistance	Dallas City & County/Irving CoC

ESG Contact Name

Prefix	Ms.
First Name	Chan
Middle Name	
Last Name	Williams
Suffix	
Title	Assistant Director

ESG Contact Address

Street Address 1	CITY OF DALLAS
Street Address 2	1500 Marilla, 4FS
City	Dallas
State	TX
ZIP Code	75201-
Phone Number	214-670-5544
Extension	
Fax Number	214-670-0741
Email Address	Chan.williams@dallascityhall.com

ESG Secondary Contact

Prefix	Ms
First Name	Bernadette
Last Name	Mitchell
Suffix	
Title	Interim Director
Phone Number	214-670-5988
Extension	
Email Address	Bernadette.mitchell@dallascityhall.com

2. Reporting Period—All Recipients Complete

Program Year Start Date 10/01/2012
Program Year End Date 09/30/2013

3a. Subrecipient Form – Complete one form for each subrecipient

Subrecipient or Contractor Name: ABC Behavioral Health (Rapid Re-Housing)
City: Dallas
State: TX
Zip Code: 75228, 6827
DUNS Number: 610041493
Is subrecipient a victim services provider: N
Subrecipient Organization Type: Other Non-Profit Organization
ESG Subgrant or Contract Award Amount: 89145

Subrecipient or Contractor Name: CitySquare (Rapid Re-Housing)
City: Dallas
State: TX
Zip Code: 75201, 6601
DUNS Number: 956450860
Is subrecipient a victim services provider: N
Subrecipient Organization Type: Other Non-Profit Organization
ESG Subgrant or Contract Award Amount: 106100

Subrecipient or Contractor Name: The Family Gateway, Inc. (Rapid Re-Housing)
City: Dallas
State: TX
Zip Code: 75204, 5743
DUNS Number: 003731991
Is subrecipient a victim services provider: N
Subrecipient Organization Type: Other Non-Profit Organization
ESG Subgrant or Contract Award Amount: 165750

Subrecipient or Contractor Name: Family Gateway, Inc. (Operations)

City: Dallas

State: TX

Zip Code: 75204, 5743

DUNS Number: 003731991

Is subrecipient a victim services provider: N

Subrecipient Organization Type: Other Non-Profit Organization

ESG Subgrant or Contract Award Amount: 25000

Subrecipient or Contractor Name: Family Place, The (Essential, Operations, HP)

City: Dallas

State: TX

Zip Code: 75209, 6524

DUNS Number: 002933091

Is subrecipient a victim services provider: Y

Subrecipient Organization Type: Other Non-Profit Organization

ESG Subgrant or Contract Award Amount: 147450

Subrecipient or Contractor Name: Family Place, The (Homeless Prevention)

City: Dallas

State: TX

Zip Code: 75209, 6524

DUNS Number: 002933091

Is subrecipient a victim services provider: Y

Subrecipient Organization Type: Other Non-Profit Organization

ESG Subgrant or Contract Award Amount: 78635

Subrecipient or Contractor Name: Legal Aid of NorthWest Texas (Essential)

City: Fort Worth

State: TX

Zip Code: 76102, 3264

DUNS Number: 094253846

Is subrecipient a victim services provider: N

Subrecipient Organization Type: Other Non-Profit Organization

ESG Subgrant or Contract Award Amount: 68362

Subrecipient or Contractor Name: Promise House, Inc. (Operations)

City: Dallas

State: TX

Zip Code: 75208, 6631

DUNS Number: 164693905

Is subrecipient a victim services provider: N

Subrecipient Organization Type: Other Non-Profit Organization

ESG Subgrant or Contract Award Amount: 40000

Subrecipient or Contractor Name: Shared Housing Center, Inc. (Rapid Re-Housing)

City: Dallas

State: TX

Zip Code: 75204, 5814

DUNS Number: 052767832

Is subrecipient a victim services provider: N

Subrecipient Organization Type: Other Non-Profit Organization

ESG Subgrant or Contract Award Amount: 96533

Subrecipient or Contractor Name: Metro Dallas Homeless Alliance (Data Mgmt)

City: Dallas

State: TX

Zip Code: 75204, 5958

DUNS Number: 145187824

Is subrecipient a victim services provider: N

Subrecipient Organization Type: Other Non-Profit Organization

ESG Subgrant or Contract Award Amount: 100140

CR-65 - Persons Assisted

4. Persons Served

4a. Complete for Homelessness Prevention Activities

Number of Persons in Households	Total
Adults	157
Children	199
Don't Know/Refused/Other	0
Missing Information	0
Total	356

Table 1 – Household Information for Homeless Prevention Activities

4b. Complete for Rapid Re-Housing Activities

Number of Persons in Households	Total
Adults	186
Children	124
Don't Know/Refused/Other	0
Missing Information	0
Total	310

Table 2 – Household Information for Rapid Re-Housing Activities

4c. Complete for Shelter

Number of Persons in Households	Total
Adults	1,726
Children	283
Don't Know/Refused/Other	0
Missing Information	0
Total	2,009

Table 3 – Shelter Information

4d. Street Outreach

Number of Persons in Households	Total
Adults	0
Children	0
Don't Know/Refused/Other	0
Missing Information	0
Total	0

Table 4 – Household Information for Street Outreach

4e. Totals for all Persons Served with ESG

Number of Persons in Households	Total
Adults	2,069
Children	606
Don't Know/Refused/Other	0
Missing Information	0
Total	2,675

Table 5 – Household Information for Persons Served with ESG

5. Gender—Complete for All Activities

	Total
Male	1,533
Female	1,136
Transgender	6
Don't Know/Refused/Other	0
Missing Information	0
Total	2,675

Table 6 – Gender Information

6. Age—Complete for All Activities

	Total
Under 18	606
18-24	197
25 and over	1,872
Don't Know/Refused/Other	0
Missing Information	0
Total	2,675

Table 7 – Age Information

7. Special Populations Served—Complete for All Activities

Number of Persons in Households

Subpopulation	Total Persons Served – Prevention	Total Persons Served – RRH	Total Persons Served in Emergency Shelters	Total
Veterans	134	1	17	116
Victims of Domestic Violence	410	51	41	318
Elderly	103	7	7	89
HIV/AIDS	18	0	8	10
Chronically Homeless	564	0	121	443
Persons with Disabilities:				
Severely Mentally Ill	461	7	102	352
Chronic Substance Abuse	183	2	73	108
Other Disability	439	15	86	338
Total (Unduplicated if possible)	2,312	83	455	1,774

Table 8 – Special Population Served

CR-70 – ESG 91.520(g) - Assistance Provided and Outcomes

8. Shelter Utilization

Number of New Units - Rehabbed	0
Number of New Units - Conversion	0
Total Number of bed-nights available	162,425
Total Number of bed-nights provided	189,407
Capacity Utilization	116.61%

Table 9 – Shelter Capacity

9. Project Outcomes Data measured under the performance standards developed in consultation with the CoC(s)

The Continuum of Care (CoC) adopted the below outcome measures to evaluate performance for both internal and external ESG programs.

Emergency Shelter

(Essential Services & Shelter Operations)

Outcome

- Exiting to temporary/transitional housing destinations
- Exiting to permanent housing destinations
- Receiving case management

Homelessness Prevention &

Rapid Re-Housing

Outcome

- Who maintained their performance housing for 3 months
- Exiting to permanent housing destinations
- With higher income at program exit
- With more non-cash benefits at program exit
- Receiving case management

CR-75 – Expenditures

11. Expenditures

11a. ESG Expenditures for Homelessness Prevention

	Dollar Amount of Expenditures in Program Year		
	FY 2010	FY 2011	FY 2012
Expenditures for Rental Assistance	0	91,000	0
Expenditures for Housing Relocation and Stabilization Services - Financial Assistance	0	0	0
Expenditures for Housing Relocation & Stabilization Services – Services	0	0	0
Expenditures for Homeless Prevention under Emergency Shelter Grants Program	0	0	0
Subtotal Homelessness Prevention	0	91,000	0

Table 10 – ESG Expenditures for Homelessness Prevention

11b. ESG Expenditures for Rapid Re-Housing

	Dollar Amount of Expenditures in Program Year		
	FY 2010	FY 2011	FY 2012
Expenditures for Rental Assistance	0	0	0
Expenditures for Housing Relocation and Stabilization Services - Financial Assistance	0	4,472	0
Expenditures for Housing Relocation & Stabilization Services – Services	0	169,815	152,257
Expenditures for Homeless Assistance under Emergency Shelter Grants Program	0	0	0
Subtotal Rapid Re-Housing	0	174,287	152,257

Table 11 – ESG Expenditures for Rapid Re-Housing

11c. ESG Expenditures for Emergency Shelter

	Dollar Amount of Expenditures in Program Year		
	FY 2010	FY 2011	FY 2012
Essential Services	0	10	198,747
Operations	0	229,056	91,434
Renovation	0	0	0
Major Rehab	0	0	0
Conversion	0	0	0
Subtotal	0	229,066	290,181

Table 12 – ESG Expenditures for Emergency Shelter

11d. Other Grant Expenditures

	Dollar Amount of Expenditures in Program Year		
	FY 2010	FY 2011	FY 2012
HMIS	0	25,000	75,140
Administration	0	133	103,148
Street Outreach	0	0	0

Table 13 - Other Grant Expenditures

11e. Total ESG Grant Funds

Total ESG Funds Expended	FY 2010	FY 2011	FY 2012
1,140,212	0	519,486	620,726

Table 14 - Total ESG Funds Expended

11f. Match Source

	FY 2010	FY 2011	FY 2012
Other Non-ESG HUD Funds	0	0	0
Other Federal Funds	0	0	42,183
State Government	0	0	0
Local Government	0	251,578	303,829
Private Funds	0	81,275	164,898
Other	0	212,688	115,683
Fees	0	0	0
Program Income	0	0	0
Total Match Amount	0	545,541	626,593

Table 15 - Other Funds Expended on Eligible ESG Activities

11g. Total

Total Amount of Funds Expended on ESG Activities	FY 2010	FY 2011	FY 2012
2,312,346	0	1,065,027	1,247,319

Table 16 - Total Amount of Funds Expended on ESG Activities

2012-13 Emergency Solutions Grant Program Narrative

BACKGROUND

The City of Dallas is the eligible grantee of Emergency Solutions Grant formula grant funds. Grant funds are administered by the City of Dallas' Housing/Community Services (HOU) Department. These funds are designed to be the first step in a continuum of assistance to prevent homelessness and enable homeless individuals and families to move toward independent living as well as to prevent homelessness. The City of Dallas has been receiving ESG funds since 1987. ESG funds are required to be obligated within 180 days of the award made by the U. S. Department of Housing and Urban Development (HUD). On June 27, 2012, City Council approved the FY 2012-13 Emergency Solutions Grant. Under the Emergency Solutions requirements, street outreach and emergency shelter awards are capped at 60% of the grant award. Eligible activities funded under the grant included the following:

1. Street Outreach (not funded by the City)

Provide services necessary to reach unsheltered homeless people; connect them with emergency shelters, housing, or other critical mainstream services. Typically unsheltered persons are unwilling or unable to access services.

2. Emergency Shelter Services (Sheltered Homeless)

Essential Services provides case management, childcare, education services, employment assistance and job training, outpatient health services, legal services, life skills training, mental health services, substance abuse treatment services, transportation and services for special populations.

Shelter Operations include the cost of maintenance (including minor or routine repairs), rent/leasing costs, security, fuel, equipment, insurance (property and liability related to facility), utilities, food prepared on site, shelter furnishings, and supplies necessary for the operation of the shelter.

3. Homeless Prevention (At-Risk of Homelessness)

Provide case management services and financial assistance to an individual or family who: (i) has an annual income below 30 percent of median family income for the area, as determined by HUD; and (ii) does not have sufficient resources or support networks immediately available to prevent them from becoming homeless; and (iii) meet one of the six risk factors as defined by HUD. Financial assistance is limited to the following activities: short-term (3 months) /medium-term rental assistance (4 -24 months); rental arrears; rental application fees; security deposits; last month's rent; utility deposits; utility payment; and moving cost assistance.

4. Rapid Re-Housing

Provide case management services and financial assistance to homeless individuals or families. Financial assistance is limited to the following activities: short-term (3 months) /medium-term rental assistance (4 -24 months); rental arrears; rental application fees; security deposits; last month's rent; utility deposits; utility payment; and moving cost assistance.

5. Homeless Management Information Systems (HMIS)

The information system designated by the Continuum of Care to comply with HUD's data collection, management, and reporting standards and used to maintain client-level data and data on the provision of housing and services to homeless individuals and families and persons at risk of homelessness. Grantees and sub-grantees of ESG funds are required to participate in HMIS.

6. Administration

Activities include costs of overall program management, coordination, monitoring, and evaluation. The administrative cap is 7.5% of the grant award.

BUDGET ALLOCATION

The HEARTH Act codified into law, serves as the coordinated response for addressing the needs of homelessness established administratively by HUD in 1995 and enhanced the Continuum of Care planning process. The City of Dallas collaborated with Metro Dallas Homeless Alliance (MDHA), the Lead Agency for the Dallas/Irving and Collin Counties Continuum of Care (CoC). On January 18, 2013, the FY 2012-13 ESG budget was presented to the CoC Steering Committee and later presented to the full CoC. On January 22, 2013, the CoC approved the budget as follows:

Activity	FY 2012-13 Council Adopted Budget	FY 2012-13 Non-Substantial Amendment	Total
Homeless Prevention	88,362-	0	88,362
Rapid Re-Housing ¹	386,653	-50,140	306,513
Homeless Management Info System ¹	25,000	+50,140	75,140
Contracts – Essential Services	88,362	0	88,362
Contracts – Facilities Operation	142,200	0	142,200
The Bridge – Essential Services	122,786	0	122,786
The Bridge – Operations	378,279	0	378,279
Administrative Costs	103,148	0	103,148
Total	1,375,313	0	1,375,313

Note: No more than 60% of the grant award can be used for Emergency Shelter Services (Essential Services and Shelter Operations)

¹A non-substantial amendment occurred during FY 2012-13 to increase funding for HMIS data management to accommodate the number of internal/external recipients requiring HMIS usage.

ESG funds are required to be obligated within 180 days of the award made by the U. S. Department of Housing and Urban Development (HUD) and expended within 24 months after the date HUD signs the grant agreement. (*)The substantial amendment monies will be available through June 2014 based on the substantial grant agreement being signed by HUD on June 12, 2012.

Activity	FY 2011-12 Council Adopted Budget	FY 2011-12 Substantial Amendment(*)	Total
Homeless Prevention	-	91,000	91,000
Rapid Re-Housing	-	275,456	275,456
Homeless Management Info System	-	25,000	25,000
Contracts – Essential Services	88,362	-	88,362
Contracts – Facilities Operation	142,200	-	142,200
The Bridge – Essential Services	122,786	-7,900	114,886
The Bridge – Operations	378,279	-2,100	376,179
Administrative Costs	38,506	51,744	90,250
Total	770,133	433,200	1,203,333

CONTINUUM OF CARE(CoC)

CoC Membership has established a Steering Committee which is composed of 8 to 12 upper level executives from various organizations. Representatives from the Cities of Dallas, Irving, and Garland, as well as Collin and Dallas Counties serve on the committee. The Steering Committee is responsible for developing, reviewing, and implementing strategies to present to the full CoC Membership for consideration and approval. One of the Steering Committee responsibilities was to develop policies and procedures for the Emergency Solutions Grant for entities receiving funds within the continuum of care geographic area. During the consultation process, each municipality presents its budget to the Steering Committee for consideration and those recommendations are presented to the full CoC for approval. The priorities identified in the ESG policies and procedures that were adopted on March 27, 2012 are still in effect for the FY 2012-13 and are as follows:

- Rapid Re-Housing - Services (especially, case management)
- Rapid Re-Housing – Rental Assistance
- Emergency Shelter – Operations
- Emergency Shelter – Essential Services
- Emergency Shelter – Street Outreach
- Homeless Management Information System (HMIS)
- Homelessness Prevention

Funding recommendations include a minimum of 60% of funds be allocated to Rapid Re-housing after funds have been appropriated for outreach/shelter operations, HMIS, and administrative costs. In addition to making funding recommendations, the CoC also developed performance standards for ESG.

MATCHING FUNDS REQUIREMENT

The City of Dallas as well as its sub-recipients matched ESG funds dollar-for-dollar. Matching funds may consist of the following:

- Cash;
- value or fair rental value of any donated material or building;
- value of any lease on a building;
- salary paid to staff to carry out the program of the recipient;
- value of the time and services contributed by volunteers to carry out the program of the recipient at a current rate of \$5 per hour; and
- volunteers providing professional services such as medical or legal services are valued at the reasonable and customary rate in the community.

Matching funds documentation was submitted monthly by sub-recipients to ensure match requirements were met. Matching funds were considered allowable only after HUD signed the grant agreement and the effective date of sub-recipient contracts. The City of Dallas meets or exceeds its matching requirements annually.

PERFORMANCE MEASURES

Emergency Solutions Grant (ESG) funds were used to provide the following activities: homeless prevention, shelter services (essential services/operations); rapid re-housing, data management services, and administrative services. Approximately 2,675 individuals were served utilizing ESG funds during this period. Of those served, 300 homeless individuals were assisted with seeking mainstream benefits; 356 individuals received homeless prevention services; 2,009 individuals were served under operational funds for emergency and/or transitional shelters; 94 homeless children received child care; 76 individuals receive legal assistance. The special needs population reported the following disabilities: 564 individuals reported being chronically homeless, 134 veterans, 410 victims of domestic violence, 461 severe mentally ill, 183 chronic substance abusers, 18 persons

with HIV/AIDS, 103 elderly and 439 reported other disabilities. Approximately 768 participants exited the program, their destinations were reported as follows: 549 permanent housing, 107 transitional housing, 85 emergency/temporary housing, and 27 exited institutions.

**26. GRANTEE ACTIVITY SUMMARY
(IDIS REPORT PR81)**



Objectives/Outcomes Legend:

- 1/1 = Enhanced Suitable Living Through Improved Accessibility
- 1/2 = Enhanced Suitable Living Through Improved Affordability
- 1/3 = Enhanced Suitable Living Through Improved Sustainability

- 2/1 = Created Decent Housing With Improved Accessibility
- 2/2 = Created Decent Housing With Improved Affordability
- 2/3 = Created Decent Housing With Improved Sustainability

- 3/1 = Provided Economic Opportunity Through Improved Accessibility
- 3/2 = Provided Economic Opportunity Through Improved Affordability
- 3/3 = Provided Economic Opportunity Through Improved Sustainability

U.S. Department of Housing and Urban Development
 Office of Community Planning and Development
 Integrated Disbursement and Information System
 ESG Performance Measures Report
 Program Year DALLAS, TX

Community Based

Objectives/Outcomes	Persons	ESG Dollars	Other Federal			Fees	Other
			Funds	Local Government	Private		
1/1	0	\$0	\$0	\$0	\$0	\$0	\$0
1/2	0	\$0	\$0	\$0	\$0	\$0	\$0
1/3	0	\$0	\$0	\$0	\$0	\$0	\$0
Sub-Totals	0	\$0	\$0	\$0	\$0	\$0	\$0
2/1	0	\$0	\$0	\$0	\$0	\$0	\$0
2/2	0	\$0	\$0	\$0	\$0	\$0	\$0
2/3	0	\$0	\$0	\$0	\$0	\$0	\$0
Sub-Totals	0	\$0	\$0	\$0	\$0	\$0	\$0
3/1	0	\$0	\$0	\$0	\$0	\$0	\$0
3/2	0	\$0	\$0	\$0	\$0	\$0	\$0
3/3	0	\$0	\$0	\$0	\$0	\$0	\$0
Sub-Totals	0	\$0	\$0	\$0	\$0	\$0	\$0
Totals	0	\$0	\$0	\$0	\$0	\$0	\$0

Faith Based Non-Profit

Objectives/Outcomes	Persons	ESG Dollars	Other Federal			Fees	Other
			Funds	Local Government	Private		
1/1	0	\$0	\$0	\$0	\$0	\$0	\$0
1/2	0	\$0	\$0	\$0	\$0	\$0	\$0
1/3	0	\$0	\$0	\$0	\$0	\$0	\$0
Sub-Totals	0	\$0	\$0	\$0	\$0	\$0	\$0
2/1	0	\$0	\$0	\$0	\$0	\$0	\$0
2/2	0	\$0	\$0	\$0	\$0	\$0	\$0
2/3	0	\$0	\$0	\$0	\$0	\$0	\$0
Sub-Totals	0	\$0	\$0	\$0	\$0	\$0	\$0
3/1	0	\$0	\$0	\$0	\$0	\$0	\$0
3/2	0	\$0	\$0	\$0	\$0	\$0	\$0
3/3	0	\$0	\$0	\$0	\$0	\$0	\$0
Sub-Totals	0	\$0	\$0	\$0	\$0	\$0	\$0
Totals	0	\$0	\$0	\$0	\$0	\$0	\$0

Other Non-Profit

Objectives/Outcomes	Persons	ESG Dollars	Other Federal			Fees	Other
			Funds	Local Government	Private		
1/1	0	\$0	\$0	\$0	\$0	\$0	\$0
1/2	0	\$0	\$0	\$0	\$0	\$0	\$0
1/3	0	\$0	\$0	\$0	\$0	\$0	\$0
Sub-Totals	0	\$0	\$0	\$0	\$0	\$0	\$0
2/1	0	\$0	\$0	\$0	\$0	\$0	\$0
2/2	0	\$0	\$0	\$0	\$0	\$0	\$0
2/3	0	\$0	\$0	\$0	\$0	\$0	\$0
Sub-Totals	0	\$0	\$0	\$0	\$0	\$0	\$0
3/1	0	\$0	\$0	\$0	\$0	\$0	\$0
3/2	0	\$0	\$0	\$0	\$0	\$0	\$0
3/3	0	\$0	\$0	\$0	\$0	\$0	\$0
Sub-Totals	0	\$0	\$0	\$0	\$0	\$0	\$0
Totals	0	\$0	\$0	\$0	\$0	\$0	\$0
Grand Totals	0	\$0	\$0	\$0	\$0	\$0	\$0

ESG Beneficiaries

Objectives/Outcomes	Emergency or Transitional Shelters		Non-Residential Services	Totals
	Annual Adults Served	Annual Children Served	Annual Number Served	
1/1	0	0	0	0
1/2	0	0	0	0
1/3	0	0	0	0
Sub-Totals	0	0	0	0
2/1	0	0	0	0
2/2	0	0	0	0
2/3	0	0	0	0
Sub-Totals	0	0	0	0
3/1	0	0	0	0
3/2	0	0	0	0
3/3	0	0	0	0
Sub-Totals	0	0	0	0
Totals	0	0	0	0

ESG Beneficiaries

Emergency or Transitional Shelter

Annual Number of Individual Households (Singles)

Objectives/Outcomes	Unaccompanied 18 and Over Male	Unaccompanied 18 and Over Female	Unaccompanied 18 and Over Totals	Unaccompanied Under 18 Male	Unaccompanied Under 18 Female	Unaccompanied Under 18 Totals
1/1	0	0	0	0	0	0
1/2	0	0	0	0	0	0
1/3	0	0	0	0	0	0
Sub-Totals	0	0	0	0	0	0
2/1	0	0	0	0	0	0
2/2	0	0	0	0	0	0
2/3	0	0	0	0	0	0
Sub-Totals	0	0	0	0	0	0
3/1	0	0	0	0	0	0
3/2	0	0	0	0	0	0
3/3	0	0	0	0	0	0
Sub-Totals	0	0	0	0	0	0
Totals	0	0	0	0	0	0

ESG Beneficiaries

Emergency or Transitional Shelter

Annual Number of Family Households with Children Headed by

Objectives/Outcomes	Single 18 and Over			Single Under 18			Two Parents 18 and Over	Two Parents Under 18	Two Parents Totals
	Male	Female	Totals	Male	Female	Totals			
1/1	0	0	0	0	0	0	0	0	0
1/2	0	0	0	0	0	0	0	0	0
1/3	0	0	0	0	0	0	0	0	0
Sub-Totals	0	0	0	0	0	0	0	0	0
2/1	0	0	0	0	0	0	0	0	0
2/2	0	0	0	0	0	0	0	0	0
2/3	0	0	0	0	0	0	0	0	0
Sub-Totals	0	0	0	0	0	0	0	0	0
3/1	0	0	0	0	0	0	0	0	0
3/2	0	0	0	0	0	0	0	0	0
3/3	0	0	0	0	0	0	0	0	0
Sub-Totals	0	0	0	0	0	0	0	0	0
Totals	0	0	0	0	0	0	0	0	0

IDIS - PR81

DALLAS

U.S. Department of Housing and Urban Development
Office of Community Planning and Development
Integrated Disbursement and Information System
ESG Performance Measures Report
Program Year DALLAS, TX

DATE: 12-18-13

TIME: 15:30

PAGE: 8

ESG Beneficiaries

Emergency or Transitional Shelter

Annual Number of Family Households with No Children

Objectives/Outcomes	Family with No Children Total
1/1	0
1/2	0
1/3	0
Sub-Totals	0
2/1	0
2/2	0
2/3	0
Sub-Totals	0
3/1	0
3/2	0
3/3	0
Sub-Totals	0
Totals	0

Grand Total ESG Beneficiaries: 0

ESG Beneficiaries

Emergency or Transitional Shelter

Objectives/Outcomes	Chronically Homeless (Emergency Shelter Only)	Severely Mentally Ill	Chronic Substance Abuse	Other Disability	Veterans	Persons with HIV/AIDS	Victims of Domestic Violence	Elderly
1/1	0	0	0	0	0	0	0	0
1/2	0	0	0	0	0	0	0	0
1/3	0	0	0	0	0	0	0	0
Sub-Totals	0	0	0	0	0	0	0	0
2/1	0	0	0	0	0	0	0	0
2/2	0	0	0	0	0	0	0	0
2/3	0	0	0	0	0	0	0	0
Sub-Totals	0	0	0	0	0	0	0	0
3/1	0	0	0	0	0	0	0	0
3/2	0	0	0	0	0	0	0	0
3/3	0	0	0	0	0	0	0	0
Sub-Totals	0	0	0	0	0	0	0	0
Totals	0	0	0	0	0	0	0	0

ESG Beneficiaries

Annual Number Served in Emergency or Transitional Shelters

Objectives/Outcomes	Barracks	Group/Large House	Scattered Site Apartment	Single Family Detached House	Single Room Occupancy	Mobile Home/Trailer	Hotel/Motel	Other Housing	Totals
1/1	0	0	0	0	0	0	0	0	0
1/2	0	0	0	0	0	0	0	0	0
1/3	0	0	0	0	0	0	0	0	0
Sub-Totals	0	0	0	0	0	0	0	0	0
2/1	0	0	0	0	0	0	0	0	0
2/2	0	0	0	0	0	0	0	0	0
2/3	0	0	0	0	0	0	0	0	0
Sub-Totals	0	0	0	0	0	0	0	0	0
3/1	0	0	0	0	0	0	0	0	0
3/2	0	0	0	0	0	0	0	0	0
3/3	0	0	0	0	0	0	0	0	0
Sub-Totals	0	0	0	0	0	0	0	0	0
Totals	0	0	0	0	0	0	0	0	0

Racial/Ethnic Characteristics

Annual Number Served. (Including Residential and Non-Residential Services)

Objectives/Outcomes	1/1		1/2		1/3	
	Totals	Hispanic	Totals	Hispanic	Totals	Hispanic
Unspecified ; DO NOT USE	0	0	0	0	0	0
White	0	0	0	0	0	0
Black/African American	0	0	0	0	0	0
Asian	0	0	0	0	0	0
American Indian/Alaskan Native	0	0	0	0	0	0
Native Hawaiian/Other Pacific Islander	0	0	0	0	0	0
American Indian/Alaskan Native & White	0	0	0	0	0	0
Asian & White	0	0	0	0	0	0
Black/African American & White	0	0	0	0	0	0
Amer. Indian/Alaskan Native & Black/African Amer.	0	0	0	0	0	0
Other multi-racial	0	0	0	0	0	0
Asian/Pacific Islander (valid until 03-31-04)	0	0	0	0	0	0
Hispanic (valid until 03-31-04)	0	0	0	0	0	0
Sub-Totals	0	0	0	0	0	0

Racial/Ethnic Characteristics

Annual Number Served. (Including Residential and Non-Residential Services)

Objectives/Outcomes	2/1		2/2		2/3	
	Totals	Hispanic	Totals	Hispanic	Totals	Hispanic
Unspecified ; DO NOT USE	0	0	0	0	0	0
White	0	0	0	0	0	0
Black/African American	0	0	0	0	0	0
Asian	0	0	0	0	0	0
American Indian/Alaskan Native	0	0	0	0	0	0
Native Hawaiian/Other Pacific Islander	0	0	0	0	0	0
American Indian/Alaskan Native & White	0	0	0	0	0	0
Asian & White	0	0	0	0	0	0
Black/African American & White	0	0	0	0	0	0
Amer. Indian/Alaskan Native & Black/African Amer.	0	0	0	0	0	0
Other multi-racial	0	0	0	0	0	0
Asian/Pacific Islander (valid until 03-31-04)	0	0	0	0	0	0
Hispanic (valid until 03-31-04)	0	0	0	0	0	0
Sub-Totals	0	0	0	0	0	0

Racial/Ethnic Characteristics

Annual Number Served. (Including Residential and Non-Residential Services)

Objectives/Outcomes	3/1		3/2		3/3	
	Totals	Hispanic	Totals	Hispanic	Totals	Hispanic
Unspecified ; DO NOT USE	0	0	0	0	0	0
White	0	0	0	0	0	0
Black/African American	0	0	0	0	0	0
Asian	0	0	0	0	0	0
American Indian/Alaskan Native	0	0	0	0	0	0
Native Hawaiian/Other Pacific Islander	0	0	0	0	0	0
American Indian/Alaskan Native & White	0	0	0	0	0	0
Asian & White	0	0	0	0	0	0
Black/African American & White	0	0	0	0	0	0
Amer. Indian/Alaskan Native & Black/African Amer.	0	0	0	0	0	0
Other multi-racial	0	0	0	0	0	0
Asian/Pacific Islander (valid until 03-31-04)	0	0	0	0	0	0
Hispanic (valid until 03-31-04)	0	0	0	0	0	0
Sub-Totals	0	0	0	0	0	0
Totals	0	0	0	0	0	0



**HOUSING
OPPORTUNITIES
FOR PERSONS
WITH AIDS
(HOPWA)**



27. FORM: HUD - 40110-D





Housing Opportunities for Persons with AIDS (HOPWA) Program

Consolidated Annual Performance and Evaluation Report (CAPER) Measuring Performance Outcomes

OMB Number 2506-0133 (Expiration Date: 10/31/2014)

The CAPER report for HOPWA formula grantees provides annual information on program accomplishments that supports program evaluation and the ability to measure program beneficiary outcomes as related to: maintain housing stability; prevent homelessness; and improve access to care and support. This information is also covered under the Consolidated Plan Management Process (CPMP) report and includes Narrative Responses and Performance Charts required under the Consolidated Planning regulations. The public reporting burden for the collection of information is estimated to average 42 hours per manual response, or less if an automated data collection and retrieval system is in use, along with 60 hours for record keeping, including the time for reviewing instructions, searching existing data sources, gathering and maintaining the data needed, and completing and reviewing the collection of information. Grantees are required to report on the activities undertaken only, thus there may be components of these reporting requirements that may not be applicable. This agency may not conduct or sponsor, and a person is not required to respond to a collection of information unless that collection displays a valid OMB control number.

Overview. The Consolidated Annual Performance and Evaluation Report (CAPER) provides annual performance reporting on client outputs and outcomes that enables an assessment of grantee performance in achieving the housing stability outcome measure. The CAPER, in conjunction with the Integrated Disbursement Information System (IDIS), fulfills statutory and regulatory program reporting requirements and provides the grantee and HUD with the necessary information to assess the overall program performance and accomplishments against planned goals and objectives.

HOPWA formula grantees are required to submit a CAPER, and complete annual performance information for all activities undertaken during each program year in the IDIS, demonstrating coordination with other Consolidated Plan resources. HUD uses the CAPER and IDIS data to obtain essential information on grant activities, project sponsors, Subrecipient organizations, housing sites, units and households, and beneficiaries (which includes racial and ethnic data on program participants). The Consolidated Plan Management Process tool (CPMP) provides an optional tool to integrate the reporting of HOPWA specific activities with other planning and reporting on Consolidated Plan activities.

Table of Contents

PART 1: Grantee Executive Summary

1. Grantee Information
2. Project Sponsor Information
3. Administrative Subrecipient Information
4. Program Subrecipient Information
5. Grantee Narrative and Performance Assessment
 - a. Grantee and Community Overview
 - b. Annual Performance under the Action Plan
 - c. Barriers or Trends Overview
 - d. Assessment of Unmet Housing Needs

PART 2: Sources of Leveraging and Program Income

1. Sources of Leveraging
2. Program Income and Resident Rent Payments

PART 3: Accomplishment Data: Planned Goals and Actual Outputs

PART 4: Summary of Performance Outcomes

1. Housing Stability: Permanent Housing and Related Facilities
2. Prevention of Homelessness: Short-Term Housing Payments
3. Access to Care and Support: Housing Subsidy Assistance with Supportive Services

PART 5: Worksheet - Determining Housing Stability Outcomes

PART 6: Annual Certification of Continued Use for HOPWA Facility-Based Stewardship Units (Only)

PART 7: Summary Overview of Grant Activities

- A. Information on Individuals, Beneficiaries and Households Receiving HOPWA Housing Subsidy Assistance (TBRA, STRMU, PHP, Facility Based Units, Master Leased Units ONLY)
- B. Facility-Based Housing Assistance

Continued Use Periods. Grantees that received HOPWA funding for new construction, acquisition, or substantial rehabilitations are required to operate their facilities for HOPWA-eligible beneficiaries for a ten (10) years period. If no further HOPWA funds are used to support the facility, in place of completing Section 7B of the CAPER, the grantee must submit an Annual Certification of Continued Project Operation throughout the required use periods. This certification is included in Part 6 in CAPER. The required use period is three (3) years if the rehabilitation is non-substantial.

In connection with the development of the Department’s standards for Homeless Management Information Systems (HMIS), universal data elements are being collected for clients of HOPWA-funded homeless assistance projects. These project sponsor/subrecipient records would include: Name, Social Security Number, Date of Birth, Ethnicity and Race, Gender, Veteran Status, Disabling Conditions, Residence Prior to Program Entry, Zip Code of Last Permanent Address, Housing Status, Program Entry Date, Program Exit Date, Personal Identification Number, and Household Identification Number. These are intended to match the elements under HMIS. The HOPWA program-level data elements include: Income and Sources, Non-Cash Benefits, HIV/AIDS Status, Services Provided, and Housing Status or Destination at the end of the operating year. Other suggested but optional elements are: Physical Disability, Developmental Disability, Chronic Health Condition, Mental Health, Substance Abuse, Domestic Violence, Date of Contact, Date of Engagement, Financial

Assistance, Housing Relocation & Stabilization Services, Employment, Education, General Health Status, , Pregnancy Status, Reasons for Leaving, Veteran’s Information, and Children’s Education. Other HOPWA projects sponsors may also benefit from collecting these data elements.

Final Assembly of Report. After the entire report is assembled, please number each page sequentially.

Filing Requirements. Within 90 days of the completion of each program year, grantees must submit their completed CAPER to the CPD Director in the grantee’s State or Local HUD Field Office, and to the HOPWA Program Office: at HOPWA@hud.gov. Electronic submission to HOPWA Program office is preferred; however, if electronic submission is not possible, hard copies can be mailed to: Office of HIV/AIDS Housing, Room 7212, U.S. Department of Housing and Urban Development, 451 Seventh Street, SW, Washington, D.C. .

Record Keeping. Names and other individual information must be kept confidential, as required by 24 CFR 574.440. However, HUD reserves the right to review the information used to complete this report for grants management oversight purposes, except for recording any names and other identifying information. **In the case that HUD must review client level data, no client names or identifying information will be retained or recorded. Information is reported in aggregate to HUD without personal identification. Do not submit client or personal information in data systems to HUD.**

Definitions

Adjustment for Duplication: Enables the calculation of unduplicated output totals by accounting for the total number of households or units that received more than one type of HOPWA assistance in a given service category such as HOPWA Subsidy Assistance or Supportive Services. For example, if a client household received both TBRA and STRMU during the operating year, report that household in the category of HOPWA Housing Subsidy Assistance in Part 3, Chart 1, Column [1b] in the following manner:

HOPWA Housing Subsidy Assistance		[1] Outputs: Number of Households
1.	Tenant-Based Rental Assistance	1
2a.	Permanent Housing Facilities: Received Operating Subsidies/Leased units	
2b.	Transitional/Short-term Facilities: Received Operating Subsidies	
3a.	Permanent Housing Facilities: Capital Development Projects placed in service during the operating year	
3b.	Transitional/Short-term Facilities: Capital Development Projects placed in service during the operating year	
4.	Short-term Rent, Mortgage, and Utility Assistance	1
5.	Adjustment for duplication (subtract)	1
6.	TOTAL Housing Subsidy Assistance (Sum of Rows 1-4 minus Row 5)	1

Administrative Costs: Costs for general management, oversight, coordination, evaluation, and reporting. By statute, grantee administrative costs are limited to 3% of total grant award, to be expended over the life of the grant. Project sponsor administrative costs are limited to 7% of the portion of the grant amount they receive.

Beneficiary(ies): All members of a household who received HOPWA assistance during the operating year including the one individual who qualified the household for HOPWA assistance as well as any other members of the household (with or without HIV) who benefitted from the assistance.

Central Contractor Registration (CCR): The primary registrant database for the U.S. Federal Government. CCR collects, validates, stores, and disseminates data in support of agency acquisition missions, including Federal agency contract and assistance awards. Both current and potential federal government registrants (**grantees**) are required to register in CCR in order to be awarded contracts by the federal government. Registrants must update or renew their registration at least once per year to maintain an active status. Although recipients of direct federal contracts and grant awards have been required to be registered with CCR since 2003, this requirement is now being extended to indirect recipients of federal funds with the passage of ARRA (American Recovery and Reinvestment Act). Per ARRA and FFATA (Federal Funding Accountability and Transparency Act) federal regulations, all **grantees** and sub-grantees or subcontractors receiving federal grant awards or contracts must have a DUNS (Data Universal Numbering System) Number.

Chronically Homeless Person: An individual or family who : (i) is homeless and lives or resides individual or family who: (i) Is homeless and lives or resides in a place not meant for human habitation, a safe haven, or in an emergency shelter; (ii) has been homeless and living or residing in a place not meant for human habitation, a safe haven, or in an emergency shelter continuously for at least 1 year or on at least 4 separate occasions in the last 3 years; and (iii) has an adult head of household (or a minor head of household if no adult is present in the household) with a diagnosable substance use disorder, serious mental illness, developmental disability (as defined in section 102 of the Developmental Disabilities Assistance and Bill of Rights Act of 2000 (42 U.S.C. 15002)), post traumatic stress disorder, cognitive impairments resulting from a brain injury, or chronic physical illness or disability, including the co-occurrence of 2 or more of those conditions. Additionally, the statutory definition includes as chronically homeless a person who currently lives or resides in an institutional care facility, including a jail, substance abuse or mental health treatment facility, hospital or other similar facility, and has resided there for fewer than 90 days if such person met the other criteria for homeless prior to entering that facility. (See 42 U.S.C. 11360(2)) This does not include doubled-up or overcrowding situations.

Disabling Condition: Evidencing a diagnosable substance use disorder, serious mental illness, developmental disability, chronic physical illness, or disability, including the co-occurrence of two or more of these conditions. In addition, a disabling condition may limit an individual's ability to work or perform one or more activities of daily living. An HIV/AIDS diagnosis is considered a disabling condition.

Facility-Based Housing Assistance: All eligible HOPWA Housing expenditures for or associated with supporting facilities including community residences, SRO dwellings, short-term facilities, project-based rental units, master leased units, and other housing facilities approved by HUD.

Faith-Based Organization: Religious organizations of three types: (1) congregations; (2) national networks, which include national denominations, their social service arms (for example, Catholic Charities, Lutheran Social Services), and networks of related organizations (such as YMCA and YWCA); and (3) freestanding religious organizations, which are incorporated separately from congregations and national networks.

Grassroots Organization: An organization headquartered in the local community where it provides services; has a social services budget of \$300,000 or less annually, and six or fewer full-time equivalent employees. Local affiliates of national organizations are not considered

“grassroots.”

HOPWA Eligible Individual: The one (1) low-income person with HIV/AIDS who qualifies a household for HOPWA assistance. This person may be considered “Head of Household.” When the CAPER asks for information on eligible individuals, report on this individual person only. Where there is more than one person with HIV/AIDS in the household, the additional PWH/A(s), would be considered a beneficiary(s).

HOPWA Housing Information Services: Services dedicated to helping persons living with HIV/AIDS and their families to identify, locate, and acquire housing. This may also include fair housing counseling for eligible persons who may encounter discrimination based on race, color, religion, sex, age, national origin, familial status, or handicap/disability.

HOPWA Housing Subsidy Assistance Total: The unduplicated number of households receiving housing subsidies (TBRA, STRMU, Permanent Housing Placement services and Master Leasing) and/or residing in units of facilities dedicated to persons living with HIV/AIDS and their families and supported with HOPWA funds during the operating year.

Household: A single individual or a family composed of two or more persons for which household incomes are used to determine eligibility and for calculation of the resident rent payment. The term is used for collecting data on changes in income, changes in access to services, receipt of housing information services, and outcomes on achieving housing stability. Live-In Aides (see definition for Live-In Aide) and non-beneficiaries (e.g. a shared housing arrangement with a roommate) who resided in the unit are not reported on in the CAPER.

Housing Stability: The degree to which the HOPWA project assisted beneficiaries to remain in stable housing during the operating year. See *Part 5: Determining Housing Stability Outcomes* for definitions of stable and unstable housing situations.

In-kind Leveraged Resources: These involve additional types of support provided to assist HOPWA beneficiaries such as volunteer services, materials, use of equipment and building space. The actual value of the support can be the contribution of professional services, based on customary rates for this specialized support, or actual costs contributed from other leveraged resources. In determining a rate for the contribution of volunteer time and services, use the rate established in HUD notices, such as the rate of ten dollars per hour. The value of any donated material, equipment, building, or lease should be based on the fair market value at time of donation. Related documentation can be from recent bills of sales, advertised prices, appraisals, or other information for comparable property similarly situated.

Leveraged Funds: The amount of funds expended during the operating year from non-HOPWA federal, state, local, and private sources by grantees or sponsors in dedicating assistance to this client population. Leveraged funds or other assistance are used directly in or in support of HOPWA program delivery.

Live-In Aide: A person who resides with the HOPWA Eligible Individual and who meets the following criteria: (1) is essential to the care and well-being of the person; (2) is not obligated for the support of the person; and (3) would not be living in the unit except to provide the necessary supportive services. See the *Code of Federal Regulations Title 24, Part 5.403 and the HOPWA Grantee Oversight Resource Guide for additional reference.*

Master Leasing: Applies to a nonprofit or public agency that leases units of housing (scattered-sites or entire buildings) from a landlord, and subleases the units to homeless or low-income tenants. By assuming the tenancy burden, the agency facilitates housing of clients who may not be able to maintain a lease on their own due to poor credit, evictions, or lack of sufficient income.

Operating Costs: Applies to facility-based housing only, for facilities that are currently open. Operating costs can include day-to-day housing

function and operation costs like utilities, maintenance, equipment, insurance, security, furnishings, supplies and salary for staff costs directly related to the housing project but not staff costs for delivering services.

Outcome: The degree to which the HOPWA assisted household has been enabled to establish or maintain a stable living environment in housing that is safe, decent, and sanitary, (per the regulations at 24 CFR 574.310(b)) and to reduce the risks of homelessness, and improve access to HIV treatment and other health care and support.

Output: The number of units of housing or households that receive HOPWA assistance during the operating year.

Permanent Housing Placement: A supportive housing service that helps establish the household in the housing unit, including but not limited to reasonable costs for security deposits not to exceed two months of rent costs.

Program Income: Gross income directly generated from the use of HOPWA funds, including repayments. See grant administration requirements on program income for state and local governments at 24 CFR 85.25, or for non-profits at 24 CFR 84.24.

Project-Based Rental Assistance (PBRA): A rental subsidy program that is tied to specific facilities or units owned or controlled by a project sponsor or Subrecipient. Assistance is tied directly to the properties and is not portable or transferable.

Project Sponsor Organizations: Any nonprofit organization or governmental housing agency that receives funds under a contract with the grantee to provide eligible housing and other support services or administrative services as defined in 24 CFR 574.300. Project Sponsor organizations are required to provide performance data on households served and funds expended. Funding flows to a project sponsor as follows:

HUD Funding → Grantee → Project Sponsor

Short-Term Rent, Mortgage, and Utility (STRMU) Assistance: A time-limited, housing subsidy assistance designed to prevent homelessness and increase housing stability. Grantees may provide assistance for up to 21 weeks in any 52 week period. The amount of assistance varies per client depending on funds available, tenant need and program guidelines.

Stewardship Units: Units developed with HOPWA, where HOPWA funds were used for acquisition, new construction and rehabilitation that no longer receive operating subsidies from HOPWA. Report information for the units is subject to the three-year use agreement if rehabilitation is non-substantial and to the ten-year use agreement if rehabilitation is substantial.

Subrecipient Organization: Any organization that receives funds from a project sponsor to provide eligible housing and other support services and/or administrative services as defined in 24 CFR 574.300. If a subrecipient organization provides housing and/or other supportive services directly to clients, the subrecipient organization must provide performance data on household served and funds expended. Funding flows to subrecipients as follows:

HUD Funding → Grantee → Project Sponsor → Subrecipient

Tenant-Based Rental Assistance (TBRA): TBRA is a rental subsidy program similar to the Housing Choice Voucher program that grantees can provide to help low-income households access affordable housing. The TBRA voucher is not tied to a specific unit, so tenants may move to a different unit without losing their assistance, subject to individual program rules. The subsidy amount is determined in part based on household income and rental costs associated with the tenant's lease.

Transgender: Transgender is defined as a person who identifies with, or presents as, a gender that is different from his/her gender at birth.

Veteran: A veteran is someone who has served on active duty in the Armed Forces of the United States. This does not include inactive military reserves or the National Guard unless the person was called up to active duty.

Housing Opportunities for Person with AIDS (HOPWA) Consolidated Annual Performance and Evaluation Report (CAPER) Measuring Performance Outputs and Outcomes

OMB Number 2506-0133 (Expiration Date: 10/31/2014)

Part 1: Grantee Executive Summary

As applicable, complete the charts below to provide more detailed information about the agencies and organizations responsible for the administration and implementation of the HOPWA program. Chart 1 requests general Grantee Information and Chart 2 is to be completed for each organization selected or designated as a project sponsor, as defined by CFR 574.3. In Chart 3, indicate each subrecipient organization with a contract/agreement of \$25,000 or greater that assists grantees or project sponsors carrying out their administrative or evaluation activities. In Chart 4, indicate each subrecipient organization with a contract/agreement to provide HOPWA-funded services to client households. These elements address requirements in the Federal Funding and Accountability and Transparency Act of 2006 (Public Law 109-282).

Note: Please see the definition section for distinctions between project sponsor and subrecipient.

Note: If any information does not apply to your organization, please enter N/A. Do not leave any section blank.

1. Grantee Information

HUD Grant Number TXH11-F001;TXH12-F001		Operating Year for this report From (mm/dd/yy) 10/1/2012 To (mm/dd/yy) 9/30/2013		
Grantee Name City of Dallas				
Business Address		1500 Marilla 6DN		
City, County, State, Zip		Dallas	Dallas	TX 75201
Employer Identification Number (EIN) or Tax Identification Number (TIN)		75-6000508		
DUN & Bradstreet Number (DUNs):		196616478	Central Contractor Registration (CCR): Is the grantee's CCR status currently active? <input checked="" type="checkbox"/> Yes <input type="checkbox"/> No If yes, provide CCR Number: 39VA6	
*Congressional District of Grantee's Business Address		30		
*Congressional District of Primary Service Area(s)		5, 24, 26, 30, 32, 33		
*City(ies) <u>and</u> County(ies) of Primary Service Area(s)		Cities: Dallas (city)		Counties: Dallas (county)
Organization's Website Address www.dallascityhall.com/housing/index.html		Is there a waiting list(s) for HOPWA Housing Subsidy Assistance Services in the Grantee service Area? <input checked="" type="checkbox"/> Yes <input type="checkbox"/> No If yes, explain in the narrative section what services maintain a waiting list and how this list is administered.		

* Service delivery area information only needed for program activities being directly carried out by the grantee.

Note: The Grantee and Project Sponsors may serve clients residing within any one of the eight counties comprising the Dallas Eligible Metropolitan Statistical Area (Dallas EMSA), including Collin, Dallas, Delta, Denton, Ellis, Hunt, Kaufman, and Rockwall counties. The Primary Service Areas represented here reflect those cities, counties, and zip codes primarily served by the agency, but these are not exclusive (except as bounded by the Dallas EMSA).

2. Project Sponsor Information

Please complete Chart 2 for each organization designated or selected to serve as a project sponsor, as defined by CFR 574.3. Use this section to report on organizations involved in the direct delivery of services for client households. These elements address requirements in the Federal Financial Accountability and Transparency Act of 2006 (Public Law 109-282).

Note: Please see the definitions for distinctions between project sponsor and subrecipient.

Note: If any information does not apply to your organization, please enter N/A.

Project Sponsor Agency Name City of Dallas (as Grantee providing direct services)		Parent Company Name, if applicable N/A		
Name and Title of Contact at Project Sponsor Agency		Bernadette Mitchell, Interim Director, Housing/Community Services Department		
Email Address		bernadette.mitchell@dallascityhall.com		
Business Address		1500 Marilla 6DN		
City, County, State, Zip,		Dallas, Dallas County, TX 75201		
Phone Number (with area code)		(214) 670-5988		
Employer Identification Number (EIN) or Tax Identification Number (TIN)		75-6000508	Fax Number (with area code) (214) 670-3615	
DUN & Bradstreet Number (DUNs):		196616478		
Congressional District of Project Sponsor's Business Address		30		
Congressional District(s) of Primary Service Area(s)		5, 24, 26, 30, 32, 33		
City(ies) and County(ies) of Primary Service Area(s)		Cities: Dallas (city) Counties: Dallas (county)		
Total HOPWA contract amount for this Organization for the operating year		\$825,000		
Organization's Website Address www.dallascityhall.com/housing/index.html		Does your organization maintain a waiting list? <input type="checkbox"/> Yes <input checked="" type="checkbox"/> No If yes, explain in the narrative section how this list is administered.		
Is the sponsor a nonprofit organization? <input type="checkbox"/> Yes <input checked="" type="checkbox"/> No <i>Please check if yes and a faith-based organization.</i> <input type="checkbox"/> <i>Please check if yes and a grassroots organization.</i> <input type="checkbox"/>		Does your organization maintain a waiting list? <input type="checkbox"/> Yes <input checked="" type="checkbox"/> No If yes, explain in the narrative section how this list is administered.		

Project Sponsor Agency Name Dallas County Health and Human Services		Parent Company Name, if applicable Dallas, County of	
Name and Title of Contact at Project Sponsor Agency		Lynn Smith-Clay, Grants Management Officer	
Email Address		lynette.clay@dallascounty.org	
Business Address		2377 N. Stemmons Freeway, Suite 200, LB-16	
City, County, State, Zip,		Dallas, Dallas County, TX 75207	
Phone Number (with area code)		(214) 819-1869	
Employer Identification Number (EIN) or Tax Identification Number (TIN)		75-6000905	Fax Number (with area code) (214) 819-6023
DUN & Bradstreet Number (DUNs):		090849647 (for Parent Company) 073128597 (for Project Sponsor Agency)	
Congressional District of Project Sponsor's Business Address		30	
Congressional District(s) of Primary Service Area(s)		5, 24, 26, 30, 32, 33	
City(ies) and County(ies) of Primary Service Area(s)		Addison, Balch Springs, Carrollton, Cedar Hill, Cockrell Hill, Combine, Coppell, Dallas, Desoto, Duncanville, Farmers Branch, Garland, Glenn Heights, Grand Prairie, Highland Park, Hutchins, Irving, Lancaster, Mesquite, Richardson, Rowlett, Sachse, Seagoville, Sunnyvale, University Park, Wilmer (cities) Counties: Dallas (county)	
Total HOPWA contract amount for this Organization for the operating year		\$1,412,400	
Organization's Website Address www.dallascounty.org/department/hhs/home.html		Does your organization maintain a waiting list? <input checked="" type="checkbox"/> Yes <input type="checkbox"/> No If yes, explain in the narrative section how this list is administered.	
Is the sponsor a nonprofit organization? <input type="checkbox"/> Yes <input checked="" type="checkbox"/> No Please check if yes and a faith-based organization. <input type="checkbox"/> Please check if yes and a grassroots organization. <input type="checkbox"/>		Does your organization maintain a waiting list? <input checked="" type="checkbox"/> Yes <input type="checkbox"/> No If yes, explain in the narrative section how this list is administered.	

Project Sponsor Agency Name Health Services of North Texas, Inc. (formerly AIDS Services of North Texas, Inc.)		Parent Company Name, if applicable N/A	
Name and Title of Contact at Project Sponsor Agency		Doreen Rue, President and Chief Executive Officer	
Email Address		drue@healthntx.org	
Business Address		4210 Mesa Drive	
City, County, State, Zip,		Denton, Denton County, TX 76207	
Phone Number (with area code)		(940) 381-1501	
Employer Identification Number (EIN) or Tax Identification Number (TIN)		75-2252866	Fax Number (with area code) (940) 566-8059
DUN & Bradstreet Number (DUNs):		928920180	
Congressional District of Project Sponsor's Business Address		26	
Congressional District(s) of Primary Service Area(s)		3, 4, 5, 6, 24, 26, 32	
City(ies) and County(ies) of Primary Service Area(s)		Cities: See Below Counties: Collin, Delta, Denton, Ellis, Hunt, Kaufman, Rockwall	
Total HOPWA contract amount for this Organization for the operating year		\$481,500	
Organization's Website Address www.healthntx.org		Does your organization maintain a waiting list? <input checked="" type="checkbox"/> Yes <input type="checkbox"/> No If yes, explain in the narrative section how this list is administered.	
Is the sponsor a nonprofit organization? <input checked="" type="checkbox"/> Yes <input type="checkbox"/> No <i>Please check if yes and a faith-based organization.</i> <input type="checkbox"/> <i>Please check if yes and a grassroots organization.</i> <input type="checkbox"/>		Does your organization maintain a waiting list? <input checked="" type="checkbox"/> Yes <input type="checkbox"/> No If yes, explain in the narrative section how this list is administered.	

County	Cities
Collin County	Allen, Anna, Blue Ridge, Celina, Fairview, Farmersville, Frisco, Josephine, Lavon, Lowry Crossing, Lucas, McKinney, Melissa, Murphy, Nevada, New Hope, Parker, Plano, Princeton, Prosper, St. Paul, Westminster, Weston, Wylie
Delta County	Ben Franklin, Cooper, Enloe, Klondike, Lake Creek, Pecan Gap
Denton County	Argyle, Aubrey, Bartonville, Carrollton, Clark, Copper Canyon, Corinth, Corral City, Cross Roads, Denton, Double Oak, Flower Mound, Hackberry, Hebron, Hickory Creek, Highland Village, Justin, Krugerville, Krum, Lake Dallas, Lakewood Village, Lewisville, Lincoln Park, Little Elm, Marshall Creek, Northlake, Oak Point, Pilot Point, Ponder, Roanoke, Sanger, Shady Shores, The Colony, Trophy Club
Ellis County	Alma, Bardwell, Ennis, Ferris, Garrett, Italy, Maypearl, Midlothian, Milford, Oak Leaf, Ovilla, Palmer, Pecan Hill, Red Oak, Waxahachie
Hunt County	Caddo Mills, Celeste, Commerce, Greenville, Hawk Cove, Lone Oak, Merit, Neylandville, Quinlan, West Tawakoni, Wolfe City
Kaufman County	Combine, Cottonwood, Crandall, Elmo, Forney, Grays Prairie, Kaufman, Kemp, Mabank, Oak Grove, Oak Ridge, Post Oak Bend City, Rosser, Scurry, Talty, Terrell
Rockwall County	Fate, Heath, McLendon-Chisholm, Mobile City, Rockwall, Royce City

Project Sponsor Agency Name Legacy Counseling Center, Inc.		Parent Company Name, if applicable N/A	
Name and Title of Contact at Project Sponsor Agency		Melissa Grove, MS, LPC, Executive Director	
Email Address		melissa@legacycounseling.org	
Business Address		4054 McKinney Avenue, Suite 102	
City, County, State, Zip,		Dallas, Dallas County, TX 75204	
Phone Number (with area code)		(214) 520-6308 x302	
Employer Identification Number (EIN) or Tax Identification Number (TIN)		75-2296536	Fax Number (with area code) (214) 941-3422
DUN & Bradstreet Number (DUNs):		788902971	
Congressional District of Project Sponsor's Business Address		32	
Congressional District(s) of Primary Service Area(s)		5, 24, 26, 30, 32, 33	
City(ies) and County(ies) of Primary Service Area(s)		Facility Based Housing: Cities: Dallas (city) Counties: Dallas (county)	Housing Information Services/Resource Identification: Cities: See below Counties: See below
Total HOPWA contract amount for this Organization for the operating year		\$355,000	
Organization's Website Address www.legacycounseling.org		Does your organization maintain a waiting list? <input checked="" type="checkbox"/> Yes <input type="checkbox"/> No If yes, explain in the narrative section how this list is administered.	
Is the sponsor a nonprofit organization? <input checked="" type="checkbox"/> Yes <input type="checkbox"/> No <i>Please check if yes and a faith-based organization.</i> <input type="checkbox"/> <i>Please check if yes and a grassroots organization.</i> <input type="checkbox"/>		Does your organization maintain a waiting list? <input checked="" type="checkbox"/> Yes <input type="checkbox"/> No If yes, explain in the narrative section how this list is administered.	

County	Cities
Collin County	Allen, Anna, Blue Ridge, Celina, Fairview, Farmersville, Frisco, Josephine, Lavon, Lowry Crossing, Lucas, McKinney, Melissa, Murphy, Nevada, New Hope, Parker, Plano, Princeton, Prosper, St. Paul, Westminster, Weston, Wylie
Dallas County	Addison, Balch Springs, Carrollton, Cedar Hill, Cockrell Hill, Combine, Coppell, Dallas, Desoto, Duncanville, Farmers Branch, Garland, Glenn Heights, Grand Prairie, Highland Park, Hutchins, Irving, Lancaster, Mesquite, Richardson, Rowlett, Sachse, Seagoville, Sunnyvale, University Park, Wilmer
Delta County	Ben Franklin, Cooper, Enloe, Klondike, Lake Creek, Pecan Gap
Denton County	Argyle, Aubrey, Bartonville, Carrollton, Clark, Copper Canyon, Corinth, Corral City, Cross Roads, Denton, Double Oak, Flower Mound, Hackberry, Hebron, Hickory Creek, Highland Village, Justin, Krugerville, Krum, Lake Dallas, Lakewood Village, Lewisville, Lincoln Park, Little Elm, Marshall Creek, Northlake, Oak Point, Pilot Point, Ponder, Roanoke, Sanger, Shady Shores, The Colony, Trophy Club
Ellis County	Alma, Bardwell, Ennis, Ferris, Garrett, Italy, Maypearl, Midlothian, Milford, Oak Leaf, Ovilla, Palmer, Pecan Hill, Red Oak, Waxahachie
Hunt County	Caddo Mills, Celeste, Commerce, Greenville, Hawk Cove, Lone Oak, Merit, Neylandville, Quinlan, West Tawakoni, Wolfe City
Kaufman County	Combine, Cottonwood, Crandall, Elmo, Forney, Grays Prairie, Kaufman, Kemp, Mabank, Oak Grove, Oak Ridge, Post Oak Bend City, Rosser, Scurry, Talty, Terrell
Rockwall County	Fate, Heath, McLendon-Chisholm, Mobile City, Rockwall, Royce City

Project Sponsor Agency Name My Second Chance, Inc.		Parent Company Name, if applicable N/A	
Name and Title of Contact at Project Sponsor Agency		Royce Adams, Executive Director	
Email Address		royceadams@mysecondchanceinc.org	
Business Address		1657 S. Corinth Street Road	
City, County, State, Zip,		Dallas, Dallas County, TX 75203	
Phone Number (with area code)		(214) 374-1104	
Employer Identification Number (EIN) or Tax Identification Number (TIN)		75-2850274	Fax Number (with area code) (214) 374-7079
DUN & Bradstreet Number (DUNs):		169823106	
Congressional District of Project Sponsor's Business Address		30	
Congressional District(s) of Primary Service Area(s)		5, 24,26, 30, 32, 33	
City(ies) and County(ies) of Primary Service Area(s)		Cities: Dallas (city) Counties: Dallas (county)	
Total HOPWA contract amount for this Organization for the operating year		\$160,000	
Organization's Website Address www.mysecondchanceinc.org		Does your organization maintain a waiting list? <input checked="" type="checkbox"/> Yes <input type="checkbox"/> No If yes, explain in the narrative section how this list is administered.	
Is the sponsor a nonprofit organization? <input checked="" type="checkbox"/> Yes <input type="checkbox"/> No <i>Please check if yes and a faith-based organization.</i> <input type="checkbox"/> <i>Please check if yes and a grassroots organization.</i> <input type="checkbox"/>		Does your organization maintain a waiting list? <input checked="" type="checkbox"/> Yes <input type="checkbox"/> No If yes, explain in the narrative section how this list is administered.	

Project Sponsor Agency Name Open Arms, Inc. dba Bryan's House		Parent Company Name, if applicable N/A	
Name and Title of Contact at Project Sponsor Agency		David Thomas, Executive Director	
Email Address		davidthomas@bryanshouse.org	
Business Address		P. O. Box 35868 (Confidential Location)	
City, County, State, Zip,		Dallas, Dallas County, TX 75235	
Phone Number (with area code)		(214) 559-3946	
Employer Identification Number (EIN) or Tax Identification Number (TIN)		75-2217559	Fax Number (with area code) (214) 559-2827
DUN & Bradstreet Number (DUNs):		614600559	
Congressional District of Project Sponsor's Business Address		33	
Congressional District(s) of Primary Service Area(s)		5, 24, 26, 30, 32, 33	
City(ies) and County(ies) of Primary Service Area(s)		Cities: Dallas (city) Counties: Dallas (county)	
Total HOPWA contract amount for this Organization for the operating year		\$48,750	
Organization's Website Address www.bryanshouse.org		Does your organization maintain a waiting list? <input type="checkbox"/> Yes <input checked="" type="checkbox"/> No If yes, explain in the narrative section how this list is administered.	
Is the sponsor a nonprofit organization? <input checked="" type="checkbox"/> Yes <input type="checkbox"/> No Please check if yes and a faith-based organization. <input type="checkbox"/> Please check if yes and a grassroots organization. <input type="checkbox"/>		Does your organization maintain a waiting list? <input type="checkbox"/> Yes <input checked="" type="checkbox"/> No If yes, explain in the narrative section how this list is administered.	

Project Sponsor Agency Name PWA Coalition of Dallas, Inc. dba AIDS Services of Dallas		Parent Company Name, if applicable N/A	
Name and Title of Contact at Project Sponsor Agency		Don Maison, President and Chief Executive Officer	
Email Address		dmaison@aidsdallas.org	
Business Address		400 S. Zang Blvd, Suite 610	
City, County, State, Zip,		Dallas, Dallas County, TX 75208	
Phone Number (with area code)		(214) 941-0523	
Employer Identification Number (EIN) or Tax Identification Number (TIN)		75-2144519	Fax Number (with area code) (214) 941-8144
DUN & Bradstreet Number (DUNs):		603351693	
Congressional District of Project Sponsor's Business Address		33	
Congressional District(s) of Primary Service Area(s)		5, 24, 26, 30, 32, 33	
City(ies) and County(ies) of Primary Service Area(s)		Cities: Dallas (city) Counties: Dallas (county)	
Total HOPWA contract amount for this Organization for the operating year		\$1,208,800	
Organization's Website Address www.aidsdallas.org		Does your organization maintain a waiting list? <input checked="" type="checkbox"/> Yes <input type="checkbox"/> No If yes, explain in the narrative section how this list is administered.	
Is the sponsor a nonprofit organization? <input checked="" type="checkbox"/> Yes <input type="checkbox"/> No <i>Please check if yes and a faith-based organization.</i> <input type="checkbox"/> <i>Please check if yes and a grassroots organization.</i> <input type="checkbox"/>		Does your organization maintain a waiting list? <input checked="" type="checkbox"/> Yes <input type="checkbox"/> No If yes, explain in the narrative section how this list is administered.	

3. Administrative Subrecipient Information

Use Chart 3 to provide the following information for each subrecipient with a contract/agreement of \$25,000 or greater that assists project sponsors to carry out their administrative services but no services directly to client households. Agreements include: grants, subgrants, loans, awards, cooperative agreements, and other forms of financial assistance; and contracts, subcontracts, purchase orders, task orders, and delivery orders. (Organizations listed may have contracts with project sponsors) These elements address requirements in the Federal Funding and Accountability and Transparency Act of 2006 (Public Law 109-282).

Note: Please see the definitions for distinctions between project sponsor and subrecipient.

Note: If any information does not apply to your organization, please enter N/A.

Subrecipient Name	None (No Administrative Subrecipients)			Parent Company Name, <i>if applicable</i>
Name and Title of Contact at Subrecipient				
Email Address				
Business Address				
City, State, Zip, County				
Phone Number (with area code)			Fax Number (include area code)	
Employer Identification Number (EIN) or Tax Identification Number (TIN)				
DUN & Bradstreet Number (DUNs):				
North American Industry Classification System (NAICS) Code				
Congressional District of Subrecipient's Business Address				
Congressional District of Primary Service Area				
City (ies) <u>and</u> County (ies) of Primary Service Area(s)	Cities		Counties	
Total HOPWA Subcontract Amount of this Organization for the operating year				

4. Program Subrecipient Information

Complete the following information for each subrecipient organization providing HOPWA-funded services to client households. These organizations would hold a contract/agreement with a project sponsor(s) to provide these services. For example, a subrecipient organization may receive funds from a project sponsor to provide nutritional services for clients residing within a HOPWA facility-based housing program. Please note that subrecipients who work directly with client households must provide performance data for the grantee to include in Parts 2-7 of the CAPER.

Note: Please see the definition of a subrecipient for more information.

Note: Types of contracts/agreements may include: grants, sub-grants, loans, awards, cooperative agreements, and other forms of financial assistance; and contracts, subcontracts, purchase orders, task orders, and delivery orders.

Note: If any information is not applicable to the organization, please report N/A in the appropriate box. Do not leave boxes blank.

Sub-recipient Name	None (No Program Subrecipients)		Parent Company Name, if applicable	
Name and Title of Contact at Contractor/ Sub-contractor Agency				
Email Address				
Business Address				
City, County, State, Zip				
Phone Number (included area code)			Fax Number (include area code)	
Employer Identification Number (EIN) or Tax Identification Number (TIN)				
DUN & Bradstreet Number (DUNs)				
North American Industry Classification System (NAICS) Code				
Congressional District of the Sub-recipient's Business Address				
Congressional District(s) of Primary Service Area				
City(ies) and County(ies) of Primary Service Area	Cities:			Counties:
Total HOPWA Subcontract Amount of this Organization for the operating year				

5. Grantee Narrative and Performance Assessment

a. Grantee and Community Overview

Provide a one to three page narrative summarizing major achievements and highlights that were proposed and completed during the program year. Include a brief description of the grant organization, area of service, the name(s) of the program contact(s), and an overview of the range/type of housing activities provided. This overview may be used for public information, including posting on HUD's website. *Note: Text fields are expandable.*

A. Grantee and Community Overview

The City of Dallas is grantee of the HOPWA formula grant for the Dallas Eligible Metropolitan Statistical Area (Dallas EMSA). The City's Housing/Community Services Department administers the HOPWA grant, and provides management and oversight of the program. The HOPWA program year runs from October 1 through September 30.

The Dallas EMSA includes the City of Dallas and eight counties: Collin, Dallas, Delta, Denton, Ellis, Kaufman, Hunt, and Rockwall counties. The Dallas EMSA is very diverse ranging from a large metropolitan city to suburban communities to rural farmland. As of December 31, 2012, there are reported to be 17,577 persons living with HIV/AIDS in the Dallas EMSA, with 14,802 of those reported in Dallas County and 2,775 reported in rural/suburban counties.

The Dallas HOPWA program provides the following services: (1) tenant based rental assistance (TBRA); (2) short-term rent, mortgage, and utility assistance (STRMU); (3) facility based housing assistance, including the lease of certain facilities and rehabilitation/repair at one facility; (4) housing information services and resource identification (new this year); and (5) other supportive services, consisting of homeless outreach and medically managed day care.

During the 2012-13 program year, the Dallas HOPWA program provided housing assistance for a total of 798 households (792 unduplicated households), comprised of 792 persons living with HIV/AIDS in the Dallas EMSA and 369 of their affected family members (total of 1,161 persons). Of these households, 196 received TBRA assistance and 419 received STRMU assistance, with 144 housed in facility-based permanent housing and 39 housed in facility-based transitional housing. Overall, about 98% of these households were able to achieve a level of housing stability either through remaining in permanent housing situations or being assisted on a temporary basis to maintain their home. In addition, 150 households received housing information services at the new HIV Housing Resource Center, and 138 households received supportive services only, consisting of homeless outreach and medically managed child care.

During the 2012-13 program year, \$4,230,929 in HOPWA funding was expended, with \$2,356,368 in other funds leveraged to provide services for clients in the program (including resident rents), yielding a leveraging ratio of 56%. The City of Dallas has several community-based partners providing services to eligible persons under the HOPWA program. In addition to HOPWA, most of these partners receive funding for housing and other HIV/AIDS services from other grant sources, which are used in conjunction with HOPWA funding to provide clients with a broad range of supportive services in the continuum of care.

Tenant Based Rental Assistance (TBRA) and Short-Term Rent, Mortgage, and Utility Assistance (STRMU)

Health Services of North Texas, Inc. (formerly AIDS Services of North Texas, Inc.) provides STRMU and TBRA to eligible persons living primarily in Collin, Delta, Denton, Ellis, Hunt, Kaufman, and Rockwall Counties. HSNT serves persons in Delta County through referral from Special Health Resources of Texas, and persons in Ellis County through referral from AIDS Arms, Inc.

City of Dallas, Housing/Community Services Department, offers short-term rent, mortgage, and utility assistance at its Martin Luther King, Jr. Community Center and West Dallas Multipurpose Center to eligible persons residing primarily in Dallas County.

Dallas County Health and Human Services provides tenant-based rental assistance and short-term rent, mortgage, and utility assistance to eligible persons living primarily in Dallas County.

Facility Based Housing Assistance

AIDS Services of Dallas operates four permanent housing communities for persons with HIV/AIDS and their families, one of which is specifically designed for formerly homeless persons. The agency has the capacity to serve 225 men, women, and children, with a total of 152 bedrooms, in 125 privately configured units.

Legacy Counseling Center, Inc. operates transitional housing at a special care facility, with 7 single-occupancy bedrooms, that provides hospice/respite care for individuals who are diagnosed as being in the final stages of the AIDS disease or who need respite care.

My Second Chance, Inc. operates transitional housing at a licensed assisted living facility providing supportive housing for women with HIV/AIDS and substance abuse issues. The facility has the capacity to serve six persons in three double-occupancy rooms.

Other Services

Legacy Counseling Center, Inc. operates Homebase for Housing, which consists of an HIV Housing Resource Center that HIV+ persons can access in person, via e-mail, or on-line, to receive housing information services to assist in locating affordable housing in the community. Homebase for Housing includes an on-line searchable database of housing resources, as well as educational workshops.

City of Dallas, Housing/Community Services Department, offers an HIV/AIDS homeless outreach coordinator who works to identify homeless persons with HIV/AIDS who may be eligible for HOPWA services and make them aware of services.

Open Arms, Inc. dba Bryan's House offers medically managed day care for children infected and affected by HIV/AIDS.

Contact Information:

For more information regarding the HOPWA Program in the Dallas EMSA, contact:

Primary Contact:

Lori Davidson, Coordinator III
Housing/Community Services Department
City of Dallas
1500 Marilla 6BN
Dallas, TX 75201
Phone: (214) 670-5560
Fax: (214) 659-7041
E-Mail: lori.davidson@dallascityhall.com

Additional Contacts (with City of Dallas):

Bernadette Mitchell, Interim Director, Housing/Community Services Department
Mamie Lewis, Manager, Housing/Community Services Department

[This page left blank intentionally]

b. Annual Performance under the Action Plan

Provide a narrative addressing each of the following four items:

1. Outputs Reported. Describe significant accomplishments or challenges in achieving the number of housing units supported and the number households assisted with HOPWA funds during this operating year compared to plans for this assistance, as approved in the Consolidated Plan/Action Plan. Describe how HOPWA funds were distributed during your program year among different categories of housing and geographic areas to address needs throughout the grant service area, consistent with approved plans.

2. Outcomes Assessed. Assess your program’s success in enabling HOPWA beneficiaries to establish and/or better maintain a stable living environment in housing that is safe, decent, and sanitary, and improve access to care. Compare current year results to baseline results for clients. Describe how program activities/projects contributed to meeting stated goals. If program did not achieve expected targets, please describe how your program plans to address challenges in program implementation and the steps currently being taken to achieve goals in next operating year. If your program exceeded program targets, please describe strategies the program utilized and how those contributed to program successes.

3. Coordination. Report on program coordination with other mainstream housing and supportive services resources, including the use of committed leveraging from other public and private sources that helped to address needs for eligible persons identified in the Consolidated Plan/Strategic Plan.

4. Technical Assistance. Describe any program technical assistance needs and how they would benefit program beneficiaries.

B. Annual Performance under the Action Plan

1. Outputs Reported

a. HOPWA Serving Persons with HIV/AIDS in the Dallas EMSA – Demographics

The City of Dallas is grantee of the HOPWA formula grant for the Dallas Eligible Metropolitan Statistical Area (Dallas EMSA). The City’s Housing/Community Services Department administers the HOPWA grant, and provides overall management and oversight of the program. The HOPWA program year runs from October 1 through September 30.

The Dallas EMSA includes the City of Dallas, as well as Collin, Dallas, Delta, Denton, Ellis, Hunt, Kaufman, and Rockwall counties. The Dallas EMSA is very diverse ranging from a large metropolitan city to suburban communities to rural farmland. It covers an area of almost 5,600 square miles and includes a population of 4.4 million, with approximately 17, 577 of those living with HIV/AIDS, as reflected in the chart below.

County	Square Miles	Population*	Persons Living with HIV/AIDS**
Collin	847.56	834,642	1,327
Dallas	879.60	2,453,843	14,802
Delta	277.08	5,329	8
Denton	888.54	707,304	938
Ellis	939.91	153,969	192
Hunt	841.16	87,079	89
Kaufman	786.04	106,753	154
Rockwall	128.79	83,021	67
TOTAL	5,588.68	4,431,940	17,577

*Population data based on 2011 estimate published by the U.S. Census Bureau at quickfacts.census.gov
**Persons living with HIV/AIDS based on preliminary data for 2012 HIV/STD Surveillance Data as of 12/31/12

During the 2012-13 program year, the HOPWA program provided housing assistance to 792 persons living with HIV/AIDS in the Dallas EMSA, along with 369 family members residing with them. In addition, 150 households received housing information services at the new HIV Housing Resource Center, 138 households received supportive services only, including homeless outreach, SSI/SSDI application assistance, and/or and medically managed child care.

b. HOPWA Services for Persons with HIV/AIDS in the Dallas EMSA

Consistent with the City’s Consolidated Plan and 2012-13 Action Plan, the HOPWA program provides the following services for persons living with HIV/AIDS and their families in the Dallas EMSA:

- (1) Tenant based rental assistance (TBRA), including assistance for shared housing arrangements;
- (2) Short-term rent, mortgage, and utility payments (STRMU) to prevent the homelessness of the tenant or mortgagor of a dwelling;
- (3) Facility based housing assistance (permanent and transitional), consisting of:
 - Operating costs for housing including maintenance, security, operation, insurance, utilities, furnishings, equipment, supplies, and other incidental costs; and
 - Lease of facilities to provide housing and services; and
 - Non-substantial rehabilitation and repair of these facilities.
- (4) Housing information and resource identification services in person, by e-mail, or on-line through a new HIV housing resource center that includes an on-line searchable database of community-based housing resources.
- (5) Supportive services for those receiving housing assistance as outlined above, and other supportive services, consisting of homeless outreach and medically managed day care.
- (6) Administrative costs for the grantee and project sponsors for general management, oversight, coordination, evaluation, and reporting on eligible activities.

(1) Tenant Based Rental Assistance (TBRA)

Tenant Based Rental Assistance consists of long-term and transitional rental assistance, including a utility allowance, payable on behalf of low-income persons living with HIV/AIDS. TBRA is payable so long as the client remains eligible until there is no longer a need or the client is able to secure other housing. Clients must contribute a portion of their income toward their rent. The remainder is paid by the HOPWA program.

The following providers paid TBRA assistance during the 2012-13 program year:

- Dallas County Health and Human Services (serving primarily residents of Dallas County)
- Health Service of North Texas, through its Denton, Plano, and Greenville, Texas offices (serving primarily residents in Collin, Delta, Denton, Ellis, Hunt, Kaufman, and Rockwall counties)

Tenant Based Rental Assistance

Agency	No. of Households Assisted	Tenant-Based Rental Assistance	Supportive Services*	Administrative Costs**	TOTAL COST
Dallas County	152	\$785,229	\$72,367	\$40,350	\$897,946
Health Services of North Texas	44	\$264,537	\$70,280	\$16,104	\$350,921
Subtotal	196	\$1,049,766	\$142,647	\$56,454	\$1,248,867
ADJUST: Duplicate Households	(0)	(\$0)	(\$0)	(\$0)	(\$0)
Total	196	\$1,049,766	\$142,647	\$56,454	\$1,248,867

2012-13 Cost Per Household	\$5,356	\$728	\$288	\$6,372
-----------------------------------	----------------	--------------	--------------	----------------

*Supportive services expenses for agency allocated between STRMU and TBRA where applicable.

**Administrative expenses for agency allocated between STRMU and TBRA were applicable

2012-13 HOPWA TBRA Cost Per Household	\$5,356
compared to	
2011-12 HOPWA TBRA Cost Per Household	\$5,382
2010-11 HOPWA TBRA Cost Per Household	\$5,167
2009-10 HOPWA TBRA Cost Per Household	\$5,693
2008-09 HOPWA TBRA Cost Per Household	\$4,973
2007-08 HOPWA TBRA Cost Per Household	\$4,495

(2) Short-Term Rent, Mortgage, or Utility (STRMU) Emergency Assistance

STRMU Emergency Assistance provides short-term rent, mortgage, or utility assistance, for up to 21-weeks out of the 52-week period of October through September. The following community partners paid STRMU assistance, and provided supportive services (housing case management) in conjunction with this assistance, under the HOPWA program:

- City of Dallas, Housing/Community Services Department, through its Martin Luther King, Jr. Community Center and West Dallas Multipurpose Center (serving primarily residents of the City of Dallas).
- Dallas County Health and Human Services (serving primarily residents of Dallas County)
- Health Service of North Texas, through its Denton, Plano, and Greenville, Texas offices (serving primarily residents in Collin, Delta, Denton, Ellis, Hunt, Kaufman, and Rockwall counties)

Total STRMU Assistance

Agency	No. of Households Assisted	STRMU Emergency Assistance	Supportive Services*	Administrative Costs**	TOTAL COST
City of Dallas – MLK	153	\$272,288	\$106,474	\$0.00	\$378,762
City of Dallas – WDMC	73	\$123,177	\$59,970	\$0.00	\$183,147
Dallas County	190	\$327,809	\$62,662	\$33,359	\$423,830
Health Services of North Texas	40	\$50,464	\$64,469	\$15,396	\$130,329
Subtotal	456	\$773,738	\$293,575	\$48,755	\$1,116,068
ADJUST: Duplicate Households	(37)	(\$0)	(\$0)	(\$0)	(\$0)
Total	419	\$773,738	\$293,575	\$48,755	\$1,116,068

2012-13 Cost Per Household	\$1,847	\$701	\$116	\$2,664
-----------------------------------	----------------	--------------	--------------	----------------

*Supportive services expenses for agency allocated between STRMU and TBRA where applicable.

** Administrative expenses for agency allocated between STRMU and TBRA were applicable; City of Dallas administrative costs are not broken out by program.

2012-13 STRMU Cost Per Household	\$1,847
compared to	
2011-12 STRMU Cost Per Household	\$1,662
2010-11 STRMU Cost Per Household	\$1,966
2009-10 STRMU Cost Per Household	\$1,784
2008-09 STRMU Cost Per Household	\$1,568
2007-08 STRMU Cost Per Household	\$1,419

During 2012-13, the HOPWA program continued to experience an increase in demand in the amount of STRMU emergency assistance, with overall assistance paid increasing to \$773,738 (from \$614,839 in FY2011-12, \$591,750 in FY2010-11, \$472,769 in FY2009-10, \$405,996 in 2008-09, and \$383,191 in 2007-08). Over the last five years, the demand for STRMU emergency assistance has increased by 102%.

Facility Based Housing Assistance

The HOPWA program continued partnering with AIDS services organizations to provide facility based housing assistance. HOPWA funded operating costs, including maintenance, security, operation, insurance, utilities, furnishings, equipment, supplies, and other incidental costs; lease costs for some of the facilities; and supportive services provided in conjunction with housing.

- AIDS Services of Dallas (PWA Coalition of Dallas, Inc. dba AIDS Services of Dallas): AIDS Services of Dallas (ASD) operates four housing communities for persons with HIV/AIDS and their families, one of which is specifically designed for formerly homeless persons. ASD facilities, all of which are licensed as special care HIV/AIDS facilities by the State of Texas, provide permanent supportive housing, and include:
 - *Ewing Center – comprised of 15,000 square feet, with 15 efficiency units, 5 one-bedroom apartments, and 2 rooms designated as sub-acute beds.*
 - *Hillcrest House – comprised of 35,885 square feet, with 64 Single Room Occupancy (SRO) units designated to provide housing to formerly homeless individuals.*
 - *Revlon Apartments – comprised of 19,000 square feet, with 7 two-bedroom units and 20 one-bedroom units.*
 - *Spencer Gardens – comprised of 16,500 square feet, with 8 three-bedroom and 4 two-bedroom apartments specifically designed for families living with HIV/AIDS.*

In addition to housing, AIDS Services of Dallas provides residents with supportive services, including transportation, food services, medical case management, housing-based case management, and home health care, as well as additional services provided through collaborations with organizations that bring services on-site.

During FY2012-13, additional funds were awarded to AIDS Services of Dallas for rehabilitation/repair activities at the Hillcrest House and Revlon projects. At Hillcrest, funds were awarded to replace/upgrade the tar/gravel roof, replace the front entry door, and remodel the fourth floor common kitchen. At Revlon, funds were awarded to install new energy-efficient windows. The roof replacement at Hillcrest House was completed in FY2012-13, and rehab/repair funds expended in FY2012-13 totaled \$64,552. The remaining projects will carry over into next year, but are expected to be completed within that time period. Over the last five years, the windows were also replaced/upgraded at Ewing Center, and the heating/ventilation systems were replaced at Ewing and Revlon.

- Legacy Counseling Center, Inc.: Legacy Counseling Center (Legacy) operates a special care facility that provides transitional housing, consisting of hospice/respice care for individuals who are diagnosed as being in the final stages of the AIDS disease, generally with six months or less to live, or needing respice recovery care. Legacy's facility, which is also licensed as a special care HIV/AIDS facility by the State of Texas, is:
 - *Legacy Founder's Cottage – comprised of 2,500 square feet, with 7 bedrooms serving up to 7 persons at a time.*

Legacy also provides supportive services consisting of 24-hour around-the-clock care (including not only housekeeping, but also medical support and pain management, meals and comfort food, and advocacy and case management) for individuals who are often too sick to care from themselves. Legacy through its counseling center also provides counseling for residents and bereavement support and counseling for their families. Over the last five years, additional repairs have been made at the Cottage, including remodel of a bathroom, repair of the foundation, and upgrade of the windows in the older part of the building.

- My Second Chance, Inc.: My Second Chance (MSC) operates a facility that provides transitional supportive housing for women with HIV/AIDS who are dually diagnosed with substance abuse issues. MSC's facility, which is licensed as an assisted living facility by the State of Texas, is:
 - *Pearl's Place – comprised of 3 bedrooms, serving a maximum of 6 persons.*

In addition to housing, clients receive supportive and aftercare services, including nutritious meals, case management, access to medical and mental health care, life skills management, opportunities for education and computer technology training.

Facility Based Housing

Agency/ Facility	Capacity	No. of Households Assisted	Housing Operations/ Lease	Supportive Services	Admin- istrative Costs	TOTAL COST
ASD/Ewing	22 units	25	\$94,762	\$130,360	\$14,488	\$239,610
ASD/Hillcrest	64 units	78	\$80,874	\$121,629	\$6,271	\$208,774
ASD/Revlon	27 units	29	\$103,252	\$193,474	\$25,222	\$321,948
ASD/Spencer	12 units	12	\$85,227	\$179,957	\$23,284	\$288,468
Legacy	7 units	25	\$46,700	\$191,919	\$16,703	\$255,322
My Second Chance	6 units	14	\$52,000	\$97,535	\$10,465	\$160,000
Subtotal	138 units	183	\$462,815	\$914,874	\$96,433	\$1,474,122
ADJUST: Duplicate		(0)	(\$0)	(\$0)	(\$0)	(\$0)
Total		183	\$462,815	\$914,874	\$96,433	\$1,474,122

2012-13 Cost Per Household	\$2,529	\$4,999	\$527	\$8,055
-----------------------------------	----------------	----------------	--------------	----------------

	Housing	Support	Overall
2012-13 Cost Per Household	\$2,529	\$4,999	\$8,055
compared to			
2011-12 Cost Per Household	\$2,293	\$4,563	\$7,333
2010-11 Cost Per Household	\$3,877	\$4,246	\$8,683
2009-10 Cost Per Household	\$2,210	\$4,747	\$7,405
2008-09 Cost Per Household	\$2,157	\$3,377	\$5,534
2007-08 Cost Per Household	\$2,705	\$3,312	\$6,017

(4) Housing Information Services / Resource Identification

The following housing information and resource identification services were provided by the HOPWA program:

- Legacy Counseling Center, Inc.: Provides an HIV housing resource center, Homebase for Housing, that HIV+ persons may access for assistance in locating and securing affordable housing in the community. The center includes an on-line, searchable database of housing resources. Homebase for Housing was a new project in FY2012-13 and received an overwhelming response from both the HIV and non-HIV community. During FY2012-13, the project served 150 households, compared to a goal of only 115. As well, there were 3,256 unique visits to the website, and 757 housing searched on the website. During the year, the project hosted two HIV 101 workshops for housing providers and one housing resource workshop, reaching over 250 case managers and other professionals serving HIV+ persons.

Housing Information Services/Resource Identification

Agency/Program	No. of Households Assisted	Housing Information Services	Resource Identification	Admin- istrative Costs	Total
Legacy / Homebase for Housing	150	\$44,780	\$30,916	\$4,038	\$79,734
Total	150	\$44,780	\$30,916	\$4,038	\$79,734

(5) Other Supportive Services

The following additional supportive services were provided by the HOPWA program:

- City of Dallas, Housing/Community Services Department (Homeless Outreach): Provides an HIV/AIDS homeless outreach coordinator who works to identify homeless persons with HIV/AIDS who may be eligible for HOPWA services. She conducts outreach at The Bridge homeless assistance center, as well as in hospitals, nursing homes, jails, homeless shelters, and other places where homeless persons may be located.
- Open Arms, Inc. dba Bryan’s House: Provides medically managed childcare for children, newborn to age 13, infected and affected by HIV/AIDS. Bryan’s House is an 18,600 square foot, sub-acute childcare facility licensed as a special care facility by the Texas Department of Health. Bryan’s House offers both daytime care and overnight care.

Supportive Services Only

Agency/Program	No. of Households Assisted	Supportive Services
City of Dallas - Homeless Outreach	124	\$62,805
Open Arms - Medically Managed Child Care	14	\$44,929
Total	138	\$107,734

c. HOPWA Outputs in the Dallas EMSA

Consistent with the City’s Consolidated Plan and 2012-13 Action Plan, the HOPWA Program made considerable progress toward its output goals (i.e., households assisted) for the program year, as shown in the charts below. For budget purposes, Emergency Assistance and Tenant Based Rental Assistance are combined into a single service category to allow agencies more flexibility in service provision and to ensure that all funds are appropriately utilized; however, the Action Plan establishes separate goals for the two activities, and households and expenditures are still tracked and reported separately.

Output: Housing Activities (in households)

Housing	FY2012-13 Goal	FY2012-13 Actual	Five-Year Goal	Five-Year Actual
Tenant Based Rental Assistance	195	196	975	904
STRMU Emergency Assistance	230	419	1,150	1,614
Facility Based Housing Assistance	225	183	1,125	1,063
TOTAL - Housing	650	798	3,250	3,581
ADJUST: Duplicate (Between Categories)		(6)		(47)
NET – Unduplicated for Housing	650	792	3,250	3,534

During the 2012-13 program year, the HOPWA Program provided housing assistance for 792 unduplicated households, compared to the goal of 650 (a variance of +21.8%). The program exceeded its annual goals in all housing categories, except facility based housing where client turnover was less than anticipated.

In addition, FY2012-13 represents the final year in the City of Dallas FY2007-08 through FY2012-13 Consolidated Plan. Over that five-year period, the City projected that it would serve 3,250 households with housing assistance, and actually served 3,581 households (3,534 unduplicated). For each type of housing:

- *Tenant Based Rental Assistance:* The City projected that it would serve 975 households with TBRA and actually served 904 households (or 93% of the goal). The number of TBRA vouchers is driven largely by the amount of funding available and subsidies payable for clients (in relationship to resident rents paid by the clients). Steadily over the last five years, additional clients have been added to the TBRA program, and in FY2012-13 the program exceeded the goal.
- *STRMU Emergency Assistance:* The City projected that it would serve 1,150 households and actually served 1,614 households (or 140% of the goal) due to the increasing demand. To meet the demand for STRMU, the City of Dallas continued to allocate additional funds and one additional staff to STRMU – particularly given that STRMU emergency assistance is the only program that does not currently have a waiting list in place
- *Facility Based Housing Assistance:* The City projected that it would serve 1,125 households and actually served 1,063 households (or 94% of the goal). Fewer households were served due to lower than expected turnover at the facilities. Clients have tended to stay longer in facility-based housing, particularly transitional housing, due to the general shortage of affordable housing options available for transition.

Output: Housing Rehabilitation Activities (in units)

Housing Rehabilitation	FY2012-13 Goal	FY2012-13 Actual		Five-Year Goal	Five-Year Actual
Housing Facilities Rehabilitation	91	64		50	188
TOTAL – Housing Rehabilitation	91	64		50	188

During the 2012-13 program year, the HOPWA Program provided funds for rehabilitation to serve 64 units. It was anticipated that one project at another facility would also be completed during this program year, but those activities have been delay until next year. Over the five-year period of the Consolidated Plan, over 188 units have benefited from rehabilitation funding. Typically, the City does not pre-establish goals for HOPWA rehabilitation funding, but rather only sets goals annually when needs arise in the community.

Output: Supportive Services Activities (in households)

Supportive Services	FY2012-13 Goal	FY2012-13 Actual		Five-Year Goal	Five-Year Actual
Supportive Services with Housing	650	792		3,250	3,534
Supportive Services without Housing	275	138		1,375	1,031
TOTAL–Supportive Services	925	930		4,625	4,565

During the 2012-13 program year, the HOPWA program provided supportive services for 930 unduplicated households, which is on-target with the goal. Over the five-year period of the Consolidated Plan, the program provided supportive services to 4,565 households compared to a goal of 4,625 (-1.2%). This is just slightly below the goal.

On the housing side, this is due to the variance in housing assistance mentioned above (significantly more STRMU households than projected, but slightly fewer TBRA and facility-based households than originally projected). For the supportive services only project, this is due primarily to fewer households served by the child care provider. Historically, they had served 125 households a year for HOPWA, but this went down significantly during this five-year period as they began reporting more hours for fewer households for HOPWA to coordinate with Ryan White funding.

d. Geographic Distribution of HOPWA Funds in the Dallas EMSA

The Dallas EMSA includes eight counties shown below. HOPWA funds are used to serve eligible persons in all communities of the Dallas EMSA, and funding can generally be used to serve any eligible person residing in the eligible area. So, for example, Health Services of North Texas (HSNT) serves clients primarily residing in rural/suburban counties. However, those clients could also access services at an agency located in Dallas County.

With that in mind, the chart below shows the population and estimated number of persons living with HIV/AIDS in each county in the Dallas EMSA, as well as the 2011-13 HOPWA spending and HOPWA households served for those agencies located in and serving those counties. As shown, the geographic distribution of 2012-13 HOPWA spending and households served is generally in line with the geographic distribution of those living with HIV/AIDS.

Geographic Distribution of HOPWA Funds

	County	Persons Living with HIV/AIDS*	%	2012-13 HOPWA Spending*	%	2012-13 HOPWA Households	%
	Dallas	14,802	84.21%	\$3,749,679	88.63%	708	89.40%
Rural/Suburban Counties	Collin	1,327	15.79%	\$481,250	11.37%	84	11.60%
	Delta	8					
	Denton	938					
	Ellis	192					
	Hunt	89					
	Kaufman	154					
	Rockwall	67					
	Subtotal	2,775					
	Total	17,577	100%	\$4,230,929	100%	792	100%

*Persons living with HIV/AIDS based on preliminary data for 2012 HIV/STD Surveillance Data as of 12/31/12

**HOPWA spending based on location of project sponsor

e. Other HOPWA Accomplishments in the Dallas EMSA

Other HOPWA accomplishments during this program year include:

- FY2009 & FY2012 HOPWA Competitive Grant (Project Reconnect Ex-Offenders):** During the 2012-13 program year, the City of Dallas continued its housing program for ex-offenders with HIV/AIDS on parole for non-violent offenses through the City’s community re-entry program, Project Reconnect, serving an overall total of 53 households, under a three-year renewal HOPWA Competitive Grant award for \$721,000 for January 1, 2010 through December 31, 2012. The results of this program are included in a separate Annual Progress Report for that grant. This grant was renewed for another three-year period, January 1, 2013 through December 31, 2015, for \$746,853.
- FY2011 HOPWA Competitive Grant (Ex-Offender & IHHP Planning Project):** During the 2012-13 program year, the City of Dallas continued to provide transitional housing for HIV+ ex-offenders on parole, probation, or time served under an FY2011 HOPWA competitive grant for \$1,287,500 for January 1, 2012 through December 31, 2014. The grant served 39 households in the first year and 55 households overall to date. As well, the City of Dallas developed and submitted the Integrated HIV/AIDS Housing Plan strategy, and has begun implementing the strategy, which includes the new Homebase for Housing project described earlier. The results of this program are included in a separate Annual Progress Report for that grant.

- Getting to Work Initiative: In addition, AIDS Services of Dallas (together with the City of Dallas as HOPWA grantee) participated in the HOPWA Getting to Work Initiative – a technical assistance initiative to assist in the development of an employment services program for Dallas area HOPWA clients. Under this project, which wrapped up in November 2012, 136 ASD clients received employment-related services and 27 found full- or part-time employment as a result of the initiative. ASD continues to provide employment-related services for its residents funded through HOPWA.

- Community Outreach and Collaboration:
 - *Ryan White Planning Council:* Through the year, City of Dallas HOPWA program staff participated in the local Ryan White Planning Council and the Evaluation Committee. As well, City of Dallas HOPWA program staff continued to participate in the Ryan White Planning Council Comprehensive Planning workgroup.
 - *Homeless Count:* City of Dallas HOPWA program staff participated in data entry for the 2013 annual Homeless Point-in-Time Count, which took place on January 24, 2013.
 - *City of Dallas City Auditor's Office Grant Compliance Group TA Workshop:* On May 16, 2013 City of Dallas HOPWA program staff made a presentation on the HOPWA Program at this annual workshop attended by non-profit agencies.
 - *Behavioral Health & Primary Care Committee:* Beginning August 2012, City of Dallas HOPWA program staff participated in this local behavioral health committee formed by the Texas Department of State Health Services under a Substance Abuse and Mental Health Services Administration (SAMHSA) grant – to foster collaboration and integration of mental health and substance abuse services for persons with HIV/AIDS with other services.
 - *HIV Re-Entry Coalition:* City of Dallas HOPWA program staff also participated in this local coalition of stakeholders in the Dallas area that are working to improve services for ex-offenders who are HIV+ (being spearheaded by staff at the University of Texas Southwestern Medical Center).

- Training: During 2012-13, the City of Dallas as grantee and the HOPWA service providers participated in several training initiatives. These are summarized below:
 - *City of Dallas Quarterly HOPWA Service Provider Workshops:* On February 21, May 21, and August 15, 2013, the City of Dallas hosted its quarterly training workshops for HOPWA service providers.
 - *Homebase for Housing Trainings:* HOPWA program staff participated in the following trainings:
 - October 19, 2012 & June 21, 2013 - HIV 101 for Housing and Social Service Providers (including an HIV consumer panel) - presented jointly with Resource Center of Dallas.
 - August 2, 2013 - Housing 101 for Providers: Real Resources for Housing (also including an HIV consumer panel)
 - *HIV Training:* On June 14, 2013, HOPWA staff participated in De-Escalation of Aggressive Clients presented by the Texas/Oklahoma AIDS Education & Training Center.
 - *United States Conference on AIDS:* On October 1-3, 2012, City of Dallas HOPWA program staff participated in the U.S. Conference on AIDS and brought back several materials to share with staff that were unable to attend. Staff also attended the 2013 U.S. Conference on AIDS on September 8-11, 2013.

--*On-Line Training*: City of Dallas HOPWA staff participated in as many as 26 on-line training opportunities during the program year, including webinars sponsored by HOPWA, the HUD Homelessness Resource Exchange and OneCPD (re Continuum of Care and Emergency Solutions Grant), National Alliance to End Homelessness, the U.S. Interagency Council on Homelessness, HIV Health Care Reforms, and other topics.

f. HOPWA Challenges in the Dallas EMSA

Challenges for the Dallas HOPWA program is Dallas include: (1) continuing high demand for STRMU assistance; (2) ensuring that services (particularly STRMU and TBRA assistance) are targeting those that are most at risk and in need (while at the same time managing community expectations around entitlement for assistance); (3) meeting the unmet need; and (4) addressing long waiting lists. These challenges are discussed in more detail elsewhere in this report.

2. Outcomes Assessed

Consistent with the national objectives for HOPWA, the goals of the Dallas HOPWA Program are to help clients establish and maintain stable housing, reduce the risk of homelessness, and improve access to health care and other supportive services.

a. Housing Stability Outcome

Part 4, Section 1 and Section 2, show the total number of households served, the number of households continuing in the program to next year (where applicable), and the destination or year end status of each household under each type of housing activity. Based on that data, the Housing Stability Outcomes for the Dallas HOPWA Program may be reflected as follows:

Housing Stability Outcome

Activity	Goal	CURRENT YEAR RESULTS						Prior Yr 2011-12 Results	Prior Yr 2010-11 Results
		Stable	Tempo-rary	Unstable	% Stable	% Tempo-rary	% Stable+Temp		
Tenant Based Rental Asst	90.00%	180	6	6	93.8% (180/192)	3.1% (6/192)	96.9%	95.2%	97.4%
STRMU Emergency Asst	90.00%	142	276	1	33.9% (142/419)	65.9% (276/419)	99.8%	99.4%	99.6%
Facility Based (Permanent)	90.00%	136	0	4	97.1% (136/140)	0.0% (0/140)	97.1%	92.6%	96.6%
Facility Based (Transitional)	90.00%	29	3	3	82.9% (29/35)	8.6% (3/35)	91.5%	98.0%	89.5%
Overall	90.00%	487	285	14	62.0% (487/786)	36.3% (285/786)	98.3%	96.9%	97.8%

2012-13 Cost Per Stability Outcome*	\$3,045
compared to	
2011-12 Cost Per Stability Outcome	\$2,876
2010-11 Cost Per Stability Outcome	\$3,553
2009-10 Cost Per Stability Outcome	\$3,063
2008-09 Cost Per Stability Outcome	\$2,786
2007-08 Cost Per Stability Outcome	\$2,871

* For purposes of calculating the Cost per Stability Outcome, only expenditures for housing assistance (\$2,350,871) divided by 772 stable/temporary households were taken into account. Supportive services costs are considered below under the Access Outcomes. Further, although administrative costs were disregarded for this analysis, they are nevertheless a cost of providing services under the HOPWA program.

The overall housing stability outcome for the program (98.6%) remained relatively unchanged compared with the prior two years (96.9% and 97.8%), and all housing program met the housing stability outcome goal. It is again important to note that, while a large number of STRMU clients were assessed as Temporarily Stable, with a Reduced Risk of Homelessness (in that they are likely to seek assistance in the future), these clients maintained (and did not lose) their housing. So, the STRMU program did what it was designed to do – prevent homelessness.

b. STRMU Clients Served in Prior Year and Two Prior Years

Part 4, Section 2, shows additional data regarding the housing stability for STRMU clients. As prescribed, the table reflects the number of STRMU clients served during the 2012-13 program year who also received assistance in the prior year and in the prior two years.

Repeat STRMU Clients

	2012-13		2011-12		2010-11	
STRMU for Two Years in a Row	111	26%	82	22%	64	21%
STRMU for Three Years in a Row	56	13%	69	19%	38	13%

As shown in the table above, the results are higher than the last two years for those receiving assistance for two years in a row but lower for those receiving assistance for three years in a row. In considering repeat STRMU clients, it is important to consider that:

- Repeat STRMU clients remain stabilized in housing – which is the desired result.
- Repeat STRMU clients remain engaged in services – which is a good outcome.
- Local housing programs (like TBRA and Section 8) have long waiting lists.
- Some repeat STRMU clients are receiving mortgage assistance for which no other assistance is available.
- Most STRMU clients are spending more than 50% of their income on housing costs, and most seek assistance due to chronic, ongoing financial situations making them unable to make ends meet.

c. Outcomes on Access to Care and Support

Part 4, Section 3, shows the number of households with access to care and support. The summary below looks at these results as compared to the targets established by the HOPWA Program.

**Outcomes on Access to Care and Support
(with Housing Assistance)**

	CURRENT YEAR RESULTS				Prior Yr 2011-12 Results	Prior Yr 2010-11 Results
	Total House- holds	House- holds with Access	Goal	Actual		
Support for Stable Housing (Housing Plan)	792	785		99.1%	96.9%	96.3%
Access to Support (Contact with Case Manager)	792	782		98.7%	97.8%	97.0%
Access to Health Care (Contact with Primary Health Care Provider)	792	789		99.6%	98.8%	97.8%
Access to Health Care (Medical Insurance/Assistance)	792	780		98.5%	98.5%	97.6%
Sources of Income (Qualification for Sources of Income)	792	614		77.5%	75.3%	79.9%
Average	792	750	90.0%	94.7%	93.5%	93.6%

2012-13 Cost Per Access Outcome*	\$1,801
compared to	
2011-12 Cost Per Access Outcome	\$1,966
2010-12 Cost Per Access Outcome	\$1,940
2009-10 Cost Per Access Outcome	\$2,423
2008-09 Cost Per Access Outcome	\$2,087
2007-08 Cost Per Access Outcome	\$2,040

*Cost per Outcome was calculated by dividing the expenditures for Supportive Services associated with Housing Assistance (\$1,458,830 - \$107,734 = \$1,351,096) by the average number of households having access to care and support (750).

For 2012-13, the Dallas HOPWA program set a goal of 90% on an average of the five indicators for access to care and support. Based on these results, the overall average for access to care and support (94.7%) is well above that goal. This is a positive outcome for the program. For the HOPWA program, housing is shown to be the base from which clients stay connected to care and other services, including medical care. Likewise, the decreasing cost per outcome indicates that HOPWA funding is being used more efficiently to provide care and services for clients.

3. Coordination

a. HOPWA Coordination with Homeless Services

HOPWA coordination with homeless services takes place through the City's partnership with Metro Dallas Homeless Alliance (MDHA) (Continuum of Care lead agency) and BridgeSteps (new operating entity for The Bridge homeless assistance center). The City's Homeless Services Division administers several supportive housing programs (including HOPWA-funded programs) at The Bridge. The HOPWA Program coordinates directly with staff from the City's Homeless Services Division, both of which are part of the City's Housing/Community Services Department, on these supportive housing programs. Following are a few specific examples of how the HOPWA program coordinates with homeless services.

- Facility Based Housing for Homeless or Formerly Homeless: HOPWA partially funds Hillcrest House operated by AIDS Services of Dallas, as described above. The facility includes 64 SRO units that are specifically designated for homeless or formerly homeless persons. Other HOPWA funded facility based housing providers also serve homeless persons, including Legacy and My Second Chance; however, these projects are not specifically designated to serve the homeless population. The City of Dallas also works with AIDS Services of Dallas on its Shelter Plus Care grant used to fund the operation of Hillcrest House (in addition to HOPWA funding).
- Homeless Outreach: The City of Dallas provides a homeless outreach coordinator who works to identify homeless persons with HIV/AIDS who may be eligible for HOPWA services, as described above in the discussion of Other Supportive Services. She conducts intakes at The Bridge and at Hillcrest House, as well as other sites in the city.
- Homebase for Housing: New this year, the HOPWA program implemented an HIV housing resource center, called Homebase for Housing, which provides access to housing information, in person, via e-mail, and on-line (including information regarding shelters and local homeless prevention resources). The housing resource center is a central place where any HIV+ person (particularly those who are homeless or at risk of becoming homeless) can get help with locating and accessing affordable housing resources.

b. HOPWA Coordination with Ryan White Services

The Dallas HOPWA program coordinates with Ryan White services on two levels. At the service provider level, HOPWA case managers accept and make referrals to/from Ryan White case managers for services – consistent with the Ryan White care coordination process. All HOPWA case managers are very familiar with Ryan White services in the area. In some cases, Ryan White services are offered within the same agency as HOPWA services; in other cases, they are made available through referrals. HOPWA service providers are also typically Ryan White-funded service providers (except the governmental entities).

At the administrative level, the HOPWA program coordinates with the Ryan White Planning Council (which is overseen by Dallas County Health and Human Services) by regular participation in Council meetings and activities. The City of Dallas has one appointee to the Ryan White Planning Council itself, and City staff members serve on the Allocations and Evaluation Committees. The Ryan White Planning Council manages and oversees the HIV/AIDS Continuum of Care in the Dallas area and, as such, includes HIV/AIDS housing issues in planning where appropriate. However, in Dallas, Ryan White funds are not typically used to pay housing costs, and the Council has no direct oversight or responsibility over HOPWA funding.

c. Leveraging of Other Resources

During the 2012-13 program year, other resources were used to fund housing and services for persons with HIV/AIDS, primarily facility based housing. The nature and amount of these resources are shown in Part 2. During the program year, \$2,356,368 in other funding (including resident rents) was available to support HOPWA clients, compared to \$4,230,929 in HOPWA expenditures. This represents a 56% ratio of other funding to HOPWA funding.

4. Technical Assistance

At this time, the City of Dallas has not identified any technical assistance needs.

C. Barriers and Trends Overview

Provide a narrative addressing items 1 through 3. Explain how barriers and trends affected your program’s ability to achieve the objectives and outcomes discussed in the previous section.

1. Describe any barriers (including regulatory and non-regulatory) encountered, actions taken in response to barriers, and recommendations for program improvement. Provide an explanation for each barrier selected.

<input type="checkbox"/> HOPWA/HUD Regulations	<input type="checkbox"/> Planning	<input type="checkbox"/> Housing Availability	<input checked="" type="checkbox"/> Rent Determination and Fair Market Rents
<input type="checkbox"/> Discrimination/Confidentiality	<input type="checkbox"/> Multiple Diagnoses	<input type="checkbox"/> Eligibility	<input type="checkbox"/> Technical Assistance or Training
<input type="checkbox"/> Supportive Services	<input type="checkbox"/> Credit History	<input type="checkbox"/> Rental History	<input type="checkbox"/> Criminal Justice History
<input type="checkbox"/> Housing Affordability	<input checked="" type="checkbox"/> Other, please explain further: Waiting Lists and Unmet Need		

2. Describe any trends in the community that may affect the way in which the needs of persons living with HIV/AIDS are being addressed, and provide any other information important to the future provision of services to this population.

3. Identify any evaluations, studies, or other assessments of the HOPWA program that are available to the public.

C. Barriers and Trends Overview

1. Barriers for the HOPWA Program in the Dallas EMSA

Many of the same barriers and trends continue to affect the Dallas EMSA and the HOPWA program from year-to-year, but no challenge has been insurmountable or created any disruption or problems with service delivery.

a. Waiting Lists and Unmet Need

All of the HOPWA programs (except STRMU and Supportive Services Only projects) continue to experience waiting lists for services. The waiting lists for HOPWA services in the Dallas EMSA are as follows:

HOPWA Waiting Lists (as of 9/30/2013)

Type of Waiting List	No. of Households
Facility Based	246
TBRA – in Dallas County	384
TBRA – in Rural Counties	78
Total	708

Waiting lists for facility-based housing and TBRA are maintained at each agency for that agency’s program. Generally, waiting lists are managed on a first-come, first-served basis, except that facility-based programs may consider additional eligibility criteria applicable to their specific programs (e.g., medical need, hospice/respite needs, substance abuse treatment needs). Clients are added to a waiting list once they establish basic eligibility for HOPWA services, and are contacted on a first-come, first-served basis when an opening arises.

In addition to waiting lists, unmet need is also identified in the 2010 HIV Needs Assessment published by the Ryan White Planning Council. Based on system-wide consumer surveys, the Needs Assessment calculated: (1) a proportion of persons indicating a need for services vs. those having no need, and (2) within the group having a need, the proportion for which the need was already met vs. not met. This information was extrapolated and applied to the Dallas EMSA population of persons living with HIV/AIDS (17,577 as of December 31, 2012), to show the gap analysis for housing services in the Dallas EMSA area.

Gap Analysis – Total Population – Dallas EMSA

2010 Needs Assessment - Gap Analysis (17,577 PWLHA)	EFA* (Utilities)	EFA* (Rent Mortgage)	Long- Term Rent Asst	Facility Based Housing
A. Total Projected Service Need [((Total – No Need)/Total) *17,577]	5,907	5,572	7,019	2,416
B. Total Projected Service Need Met [(Need Met/Total) *17,577]	(2,294)	(1,723)	(2,175)	(891)
C. Total Projected Unmet Service Need (Gap) [A – B]	3,613	3,849	4,844	1,525
D. Additional Capacity Needed to Meet Need [C / B]	158%	223%	223%	171%

Source: Derived from 2010 Comprehensive HIV Needs Assessment, Ryan White Planning Council for the Dallas Area (Feb 2011)
*EFA means Emergency Financial Assistance

Based on the 2010 gap analysis, anywhere from 1,525 to 4,844 persons living with HIV/AIDS in the Dallas EMSA are likely in need of some level of housing assistance. In some cases, over 223% additional capacity would be required to meet the need. In the 2010 Needs Assessment, about 53% of consumers reported spending more than 30% of their income on housing, 18.4% has received a utility shutoff notice during the past year, and 8.6% received an eviction or foreclosure notice.

b. Fair Market Rents

A significant barrier for clients in the Tenant Based Rental Assistance (TBRA) program is the fair market rent (FMRs) for the area. For this program year, the FMR for a one-bedroom room was \$701 (down again from \$719 last year, \$738 the year before and \$740 two year ago). Since FMR also includes utilities, when the utility allowance is also factored in, that leaves anywhere from \$575 to \$640 for rent. It is difficult for clients to find decent units in areas where they want to live at that level. Public housing authorities in the Dallas are presently piloting a Small Area FMR program where FMRs are determined by zip code, but this pilot program does not apply to HOPWA at this time. If FMRs were determined by zip code, more housing opportunities would likely open up for HOPWA clients, but the variations in FMRs would increase the TBRA expense to the HOPWA program, making it difficult if not impossible for the program to continue serving the same number of clients. This would cause HOPWA waiting lists to grow even more.

c. Client Barriers

Persons living with HIV/AIDS and agencies that serve them continue to experience barriers in service delivery relating to clients, including but not limited to, the stigma of the disease, economic, homelessness, credit history, criminal history, physical disability, cultural and linguistic, complex drug regimens, substance abuse, chronic mental illness, mental disability or instability, lack of education/illiteracy, poor nutrition, lack of transportation, and lack of affordable childcare.

2. Trends in the Dallas EMSA Affecting the HOPWA Program

a. Homeless Population

Overall, the Dallas area homeless population is dropping and, with it, those who are homeless with HIV/AIDS, as shown in the chart below.

Homeless Persons with HIV/AIDS

Year	Total Homeless Count	% Homeless with HIV/AIDS	Total Homeless with HIV/AIDS
2008	5,869	5.0%	293
2009	5,675	6.0%	341
2010	5,750	6.0%	345
2011	5,783	6.0%	347
2012	5,618	5.0%	280
2013	Not Available	Not Available	Not Available
Average	5,739	5.6%	321

Source: MDHA Annual "Point in Time" Homeless Count and Census (for respective years)

Notwithstanding this "point in time" count data, the 2010 Comprehensive HIV Needs Assessment conducted by the Ryan White Planning Council actually shows a much high number of persons with HIV/AIDS who report being homeless. In that case, 8.2% of the consumer sample reported being homeless. If applied to the entire population, this would mean that 1,333 persons living with HIV/AIDS in the Dallas EMSA would have reported being homeless. The homeless outreach coordinator engages many of these homeless with HIV/AIDS during the year, but without more funded housing options most clients just have their names placed on a waiting list.

b. Chronic Nature of HIV/AIDS Disease

Although reported every year, it is still important to note how the now chronic nature of the HIV/AIDS disease has caused the proliferation of waiting lists for HOPWA housing assistance. This is due, in part, to advances made in drug therapies used to treat this disease that allow persons with HIV/AIDS to live *longer*. This is positive health outcome, which can be attributed in part to housing stability. Nevertheless, the impact is that more and more persons need housing assistance and other services. This also explains why we continue to see the HOPWA client population growing older and, in some cases, due to the effects of the disease and economic conditions as well, becoming more fragile and vulnerable.

3. Evaluation, Studies, and Other Assessments of HOPWA Program

The Dallas Planning Area HIV/AIDS Housing Plan, dated December 2000, is the only evaluation currently available that is specific to the HOPWA housing program in the Dallas area. A copy is available at the Ryan White Planning Council/Consortium website at www.dallascounty.org/department/rwpc/index.php.

In February 2011, the Ryan White Planning Council completed a new 2010 Comprehensive HIV Needs Assessment of services for persons living with HIV/AIDS in the Dallas area, which is addressed in the Waiting Lists and Unmet Need section.

d. Unmet Housing Needs: An Assessment of Unmet Housing Needs

In Chart 1, provide an assessment of the number of HOPWA-eligible households that require HOPWA housing subsidy assistance but are not currently served by any HOPWA-funded housing subsidy assistance in this service area.

In Row 1, report the total unmet need of the geographical service area, as reported in *Unmet Needs for Persons with HIV/AIDS*, Chart 1B of the Consolidated or Annual Plan(s), or as reported under HOPWA worksheet in the Needs Workbook of the Consolidated Planning Management Process (CPMP) tool.

Note: Report most current data available, through Consolidated or Annual Plan(s), and account for local housing issues, or changes in HIV/AIDS cases, by using combination of one or more of the sources in Chart 2.

If data is collected on the type of housing that is needed in Rows a. through c., enter the number of HOPWA-eligible households by type of housing subsidy assistance needed. For an approximate breakdown of overall unmet need by type of housing subsidy assistance refer to the Consolidated or Annual Plan (s), CPMP tool or local distribution of funds. Do not include clients who are already receiving HOPWA-funded housing subsidy assistance.

Refer to Chart 2, and check all sources consulted to calculate unmet need. Reference any data from neighboring states' or municipalities' Consolidated Plan or other planning efforts that informed the assessment of Unmet Need in your service area.

Note: In order to ensure that the unmet need assessment for the region is comprehensive, HOPWA formula grantees should include those unmet needs assessed by HOPWA competitive grantees operating within the service area.

1. Planning Estimate of Area's Unmet Needs for HOPWA-Eligible Households

1. Total number of households that have unmet housing subsidy assistance need.	4,844
2. From the total reported in Row 1, identify the number of households with unmet housing needs by type of housing subsidy assistance:	
a. Tenant-Based Rental Assistance (TBRA)	2,323
b. Short-Term Rent, Mortgage and Utility payments (STRMU)	1,790
• Assistance with rental costs	Not available
• Assistance with mortgage payments	Not available
• Assistance with utility costs.	Not available
c. Housing Facilities, such as community residences, SRO dwellings, other housing facilities	731

2. Recommended Data Sources for Assessing Unmet Need (check all sources used)

<input checked="" type="checkbox"/>	= Data as reported in the area Consolidated Plan, e.g. Table 1B, CPMP charts, and related narratives
<input type="checkbox"/>	= Data established by area HIV/AIDS housing planning and coordination efforts, e.g. Continuum of Care
<input type="checkbox"/>	= Data from client information provided in Homeless Management Information Systems (HMIS)
<input type="checkbox"/>	= Data from project sponsors or housing providers, including waiting lists for assistance or other assessments on need including those completed by HOPWA competitive grantees operating in the region.
<input type="checkbox"/>	= Data from prisons or jails on persons being discharged with HIV/AIDS, if mandatory testing is conducted
<input checked="" type="checkbox"/>	= Data from local Ryan White Planning Councils or reported in CARE Act Data Reports, e.g. number of clients with permanent housing
<input type="checkbox"/>	= Data collected for HIV/AIDS surveillance reporting or other health assessments, e.g. local health department or CDC surveillance data

Note: Refer to discussion of Waiting Lists and Unmet Need in Section C. Barriers and Trends Overview above for additional information on the assessment of unmet need for HIV/AIDS housing.

Note: Refer to discussion of Waiting Lists and Unmet Need in Section C. Barriers and Trends Overview above for additional information on the assessment of unmet need for HIV/AIDS housing.

In the 2010 Ryan White Needs Assessment referenced in Section C., consumers were not asked to select only one type of housing need, but rather could select more than one type (TBRA, STRMU, or Facility). So, it is not possible to un-duplicate the households among the various types of housing. About 4,844 households are in need of TBRA, and 3,731 are in need of STRMU (an average of 3,849 for rent/mortgage and 3,613 for utilities), with about 1,525 in need of Facility-Based Housing. Based on these results, there are at least 4,844 households in our area with some level of housing need. So, we have assumed that this is the largest need and have proportioned this number among the three types of housing for simplicity, as follows:

$$TBRA = 4,844 / 10,100 \times 4,844 = 2,323$$

$$STRMU = 3,731 / 10,100 \times 4,844 = 1,790$$

$$Facility = 1,525 / 10,100 \times 4,844 = 731$$

End of PART 1

PART 2: Sources of Leveraging and Program Income

1. Sources of Leveraging

Report the source(s) of cash or in-kind leveraged federal, state, local or private resources identified in the Consolidated or Annual Plan and used in the delivery of the HOPWA program and the amount of leveraged dollars. In Column [1], identify the type of leveraging. Some common sources of leveraged funds have been provided as a reference point. You may add Rows as necessary to report all sources of leveraged funds. Include Resident Rent payments paid by clients directly to private landlords. Do NOT include rents paid directly to a HOPWA program as this will be reported in the next section. In Column [2] report the amount of leveraged funds expended during the operating year. Use Column [3] to provide some detail about the type of leveraged contribution (e.g., case management services or clothing donations). In Column [4], check the appropriate box to indicate whether the leveraged contribution was a housing subsidy assistance or another form of support.

Note: Be sure to report on the number of households supported with these leveraged funds in Part 3, Chart 1, Column A. A.

Source of Leveraging Chart

[1] Source of Leveraging	[2] Amount of Leveraged Funds	[3] Type of Contribution	[4] Housing Subsidy Assistance or Other Support
Public Funding			
Ryan White-Housing Assistance			<input type="checkbox"/> Housing Subsidy Assistance <input type="checkbox"/> Other Support
Ryan White-Other	\$712,536	Meals, Transp, Case Mgmt, Food, Medical, Mental Health	<input type="checkbox"/> Housing Subsidy Assistance <input checked="" type="checkbox"/> Other Support
Housing Choice Voucher Program			<input type="checkbox"/> Housing Subsidy Assistance <input type="checkbox"/> Other Support
Low Income Housing Tax Credit			<input type="checkbox"/> Housing Subsidy Assistance <input type="checkbox"/> Other Support
HOME			<input type="checkbox"/> Housing Subsidy Assistance <input type="checkbox"/> Other Support
Shelter Plus Care	\$164,882	Rental Asst	<input checked="" type="checkbox"/> Housing Subsidy Assistance <input type="checkbox"/> Other Support
Emergency Solutions Grant			<input type="checkbox"/> Housing Subsidy Assistance <input type="checkbox"/> Other Support
Other Public: Supportive Housing Program (SHP)	\$468,998	Case Mgmt, Personal Care Asst	<input type="checkbox"/> Housing Subsidy Assistance <input checked="" type="checkbox"/> Other Support
Other Public: Section 8 Rental Assistance	\$129,992	Rental Asst	<input checked="" type="checkbox"/> Housing Subsidy Assistance <input type="checkbox"/> Other Support
Other Public: State of Texas State HIV Services Grant	\$343,694	Housing Operations Meals, Case Mgmt	<input checked="" type="checkbox"/> Housing Subsidy Assistance <input checked="" type="checkbox"/> Other Support
Other Public:			<input type="checkbox"/> Housing Subsidy Assistance <input type="checkbox"/> Other Support
Other Public:			<input type="checkbox"/> Housing Subsidy Assistance <input type="checkbox"/> Other Support
Private Funding			
Grants			<input type="checkbox"/> Housing Subsidy Assistance <input type="checkbox"/> Other Support
In-kind Resources			<input type="checkbox"/> Housing Subsidy Assistance <input type="checkbox"/> Other Support
Other Private:			<input type="checkbox"/> Housing Subsidy Assistance <input type="checkbox"/> Other Support
Other Private:			<input type="checkbox"/> Housing Subsidy Assistance <input type="checkbox"/> Other Support
Other Funding			
Grantee/Project Sponsor/Subrecipient (Agency) Cash	\$27,567	Housing, Support, Non-Direct	<input checked="" type="checkbox"/> Housing Subsidy Assistance <input checked="" type="checkbox"/> Other Support
Resident Rent Payments by Client to Private Landlord	\$358,278		
TOTAL (Sum of all Rows)	\$2,205,947		

2. Program Income and Resident Rent Payments

In Section 2, Chart A., report the total amount of program income and resident rent payments directly generated from the use of HOPWA funds, including repayments. Include resident rent payments collected or paid directly to the HOPWA program. Do NOT include payments made directly from a client household to a private landlord.

Note: Please see report directions section for definition of program income. (Additional information on program income is available in the HOPWA Grantee Oversight Resource Guide).

A. Total Amount Program Income and Resident Rent Payment Collected During the Operating Year

Program Income and Resident Rent Payments Collected		Total Amount of Program Income (for this operating year)
1.	Program income (e.g. repayments)	\$0
2.	Resident Rent Payments made directly to HOPWA Program	\$150,421
3.	Total Program Income and Resident Rent Payments (Sum of Rows 1 and 2)	\$150,421

B. Program Income and Resident Rent Payments Expended To Assist HOPWA Households

In Chart B, report on the total program income and resident rent payments (as reported above in Chart A) expended during the operating year. Use Row 1 to report Program Income and Resident Rent Payments expended on Housing Subsidy Assistance Programs (i.e., TBRA, STRMU, PHP, Master Leased Units, and Facility-Based Housing). Use Row 2 to report on the Program Income and Resident Rent Payment expended on Supportive Services and other non-direct Housing Costs.

Program Income and Resident Rent Payment Expended on HOPWA programs		Total Amount of Program Income Expended (for this operating year)
1.	Program Income and Resident Rent Payment Expended on Housing Subsidy Assistance costs	\$7,591
2.	Program Income and Resident Rent Payment Expended on Supportive Services and other non-direct housing costs	\$142,830
3.	Total Program Income Expended (Sum of Rows 1 and 2)	\$150,421

End of PART 2

PART 3: Accomplishment Data Planned Goal and Actual Outputs

In Chart 1, enter performance information (goals and actual outputs) for all activities undertaken during the operating year supported with HOPWA funds. Performance is measured by the number of households and units of housing that were supported with HOPWA or other federal, state, local, or private funds for the purposes of providing housing assistance and support to persons living with HIV/AIDS and their families.

Note: The total households assisted with HOPWA funds and reported in PART 3 of the CAPER should be the same as reported in the annual year-end IDIS data, and goals reported should be consistent with the Annual Plan information. Any discrepancies or deviations should be explained in the narrative section of PART 1.

1. HOPWA Performance Planned Goal and Actual Outputs

HOPWA Performance Planned Goal and Actual		[1] Output: Households				[2] Output: Funding	
		HOPWA Assistance		Leveraged Households		HOPWA Funds	
		a.	b.	c.	d.	e.	f.
		Goal	Actual	Goal	Actual	HOPWA Budget	HOPWA Actual
HOPWA Housing Subsidy Assistance		[1] Output: Households				[2] Output: Funding	
1.	Tenant-Based Rental Assistance	195	196	0	0	\$1,359,824	\$1,049,766
2a.	Permanent Housing Facilities: Received Operating Subsidies/Leased units (Households Served)	65	66	0	0	\$301,044	\$283,241
2b.	Transitional/Short-term Facilities: Received Operating Subsidies/Leased units (Households Served) (Households Served)	85	39	0	0	\$99,592	\$98,700
3a.	Permanent Housing Facilities: Capital Development Projects placed in service during the operating year (Households Served)	75	78	0	0	\$231,000	\$145,426
3b.	Transitional/Short-term Facilities: Capital Development Projects placed in service during the operating year (Households Served)	0	0	0	0	\$0	\$0
4.	Short-Term Rent, Mortgage and Utility Assistance	230	419	0	0	\$800,135	\$773,738
5.	Permanent Housing Placement Services	0	0	0	0	\$0	\$0
6.	Adjustments for duplication (subtract)	(0)	(6)	(0)	(0)		
7.	Total HOPWA Housing Subsidy Assistance (Columns a. – d. equal the sum of Rows 1-5 minus Row 6; Columns e. and f. equal the sum of Rows 1-5)	650	792	0	0	\$2,791,595	\$2,350,871
Housing Development (Construction and Stewardship of facility based housing)		[1] Output: Housing Units				[2] Output: Funding	
8.	Facility-based units; Capital Development Projects not yet opened (Housing Units)	0	0	0	0	\$0	\$0
9.	Stewardship Units subject to 3 or 10 year use agreements	0	0				
10.	Total Housing Developed (Sum of Rows 8 & 9)	0	0	0	0	\$0	\$0
Supportive Services		[1] Output Households				[2] Output: Funding	
11a.	Supportive Services provided by project sponsors/subrecipient that also delivered HOPWA housing subsidy assistance	800	916			\$1,724,848	\$1,413,901
11b.	Supportive Services provided by project sponsors/subrecipient that only provided supportive services.	125	14			\$48,750	\$44,929
12.	Adjustment for duplication (subtract)	(0)	(0)			(0)	(0)
13.	Total Supportive Services (Columns a. – d. equal the sum of Rows 11 a. & b. minus Row 12; Columns e. and f. equal the sum of Rows 11a. & 11b.)	925	930			\$1,773,598	\$1,458,830
Housing Information Services		[1] Output Households				[2] Output: Funding	
14.	Housing Information Services	115	150			\$65,666	\$44,780
15.	Total Housing Information Services	115	150	0	0	\$65,666	\$44,780

Grant Administration and Other Activities		[1] Output Households				[2] Output: Funding	
16.	Resource Identification to establish, coordinate and develop housing assistance resources					\$35,000	\$30,916
17.	Technical Assistance (if approved in grant agreement)					\$0	\$0
18.	Grantee Administration (maximum 3% of total HOPWA grant)					\$164,138	\$139,852
19.	Project Sponsor Administration (maximum 7% of portion of HOPWA grant awarded)					\$236,838	\$205,680
20.	Total Grant Administration and Other Activities (Sum of Rows 17 – 20)	-	-	-	-	\$435,976	\$376,448
Total Expended						[2] Outputs: HOPWA Funds Expended	
						Budget	Actual
21.	Total Expenditures for program year (Sum of Rows 7, 10, 13, 15, and 20)					\$5,066,835	\$4,230,929

2. Listing of Supportive Services

Report on the households served and use of HOPWA funds for all supportive services. Do NOT report on supportive services leveraged with non-HOPWA funds.

Data check: Total unduplicated households and expenditures reported in Row 17 equal totals reported in Part 3, Chart 1, Row 13.

Supportive Services		[1] Output: Number of <u>Households</u>	[2] Output: Amount of HOPWA Funds Expended
1.	Adult day care and personal assistance	182	\$642,921
2.	Alcohol and drug abuse services		
3.	Case management	725	\$498,861
4.	Child care and other child services	14	\$44,929
5.	Education		
6.	Employment assistance and training	144	\$51,718
7.	Health/medical/intensive care services, if approved Note: Client records must conform with 24 CFR §574.310		
8.	Legal services		
9.	Life skills management (outside of case management)	144	\$117,950
10.	Meals/nutritional services	157	\$39,646
11.	Mental health services		
12.	Outreach	124	\$62,805
13.	Transportation		
14.	Other Activity (if approved in grant agreement). Specify:		
15.	Sub-Total Households receiving Supportive Services (Sum of Rows 1-14)	1,490	
16.	Adjustment for Duplication (subtract)	(560)	
17.	TOTAL Unduplicated Households receiving Supportive Services (Column [1] equals Row 15 minus Row 16; Column [2] equals sum of Rows 1-14)	930	\$1,458,830

3. Short-Term Rent, Mortgage and Utility Assistance (STRMU) Summary

In Row a., enter the total number of households served and the amount of HOPWA funds expended on Short-Term Rent, Mortgage and Utility (STRMU) Assistance. In Row b., enter the total number of STRMU-assisted households that received assistance with mortgage costs only (no utility costs) and the amount expended assisting these households. In Row c., enter the total number of STRMU-assisted households that received assistance with both mortgage and utility costs and the amount expended assisting these households. In Row d., enter the total number of STRMU-assisted households that received assistance with rental costs only (no utility costs) and the amount expended assisting these households. In Row e., enter the total number of STRMU-assisted households that received assistance with both rental and utility costs and the amount expended assisting these households. In Row f., enter the total number of STRMU-assisted households that received assistance with utility costs only (not including rent or mortgage costs) and the amount expended assisting these households. In row g., report the amount of STRMU funds expended to support direct program costs such as program operation staff.

Data Check: The total households reported as served with STRMU in Row a., column [1] and the total amount of HOPWA funds reported as expended in Row a., column [2] equals the household and expenditure total reported for STRMU in Part 3, Chart 1, Row 4, Columns b. and f., respectively.

Data Check: The total number of households reported in Column [1], Rows b., c., d., e., and f. equal the total number of STRMU households reported in Column [1], Row a. The total amount reported as expended in Column [2], Rows b., c., d., e., f., and g. equal the total amount of STRMU expenditures reported in Column [2], Row a.

Housing Subsidy Assistance Categories (STRMU)		[1] Output: Number of Households Served	[2] Output: Total HOPWA Funds Expended on STRMU during Operating Year
a.	Total Short-term mortgage, rent and/or utility (STRMU) assistance	419	\$773,738
b.	Of the total STRMU reported on Row a, total who received assistance with mortgage costs ONLY.	12	\$34,221
c.	Of the total STRMU reported on Row a, total who received assistance with mortgage and utility costs.	16	\$39,962
d.	Of the total STRMU reported on Row a, total who received assistance with rental costs ONLY.	236	\$486,249
e.	Of the total STRMU reported on Row a, total who received assistance with rental and utility costs.	86	\$179,699
f.	Of the total STRMU reported on Row a, total who received assistance with utility costs ONLY.	69	\$33,607
g.	Direct program delivery costs (e.g., program operations staff time)		\$0

End of PART 3

Part 4: Summary of Performance Outcomes

In Column [1], report the total number of eligible households that received HOPWA housing subsidy assistance, by type. In Column [2], enter the number of households that continued to access each type of housing subsidy assistance into next operating year. In Column [3], report the housing status of all households that exited the program.

Data Check: The sum of Columns [2] (Number of Households Continuing) and [3] (Exited Households) equals the total reported in Column[1].

Note: Refer to the housing stability codes that appear in Part 5: Worksheet - Determining Housing Stability Outcomes.

Section 1. Housing Stability: Assessment of Client Outcomes on Maintaining Housing Stability (Permanent Housing and Related Facilities)

A. Permanent Housing Subsidy Assistance

	[1] Output: Total Number of Households Served	[2] Assessment: Number of Households that Continued Receiving HOPWA Housing Subsidy Assistance into the Next Operating Year	[3] Assessment: Number of Households that exited this HOPWA Program; their Housing Status after Exiting		[4] HOPWA Client Outcomes
Tenant-Based Rental Assistance	196	161	1 Emergency Shelter/Streets	1	<i>Unstable Arrangements</i>
			2 Temporary Housing	6	<i>Temporarily Stable, with Reduced Risk of Homelessness</i>
			3 Private Housing	17	<i>Stable/Permanent Housing (PH)</i>
			4 Other HOPWA	0	
			5 Other Subsidy	2	
			6 Institution	0	
			7 Jail/Prison	1	<i>Unstable Arrangements</i>
			8 Disconnected/Unknown	4	
			9 Death	4	
Permanent Supportive Housing Facilities/ Units	144	116	1 Emergency Shelter/Streets	0	<i>Unstable Arrangements</i>
			2 Temporary Housing	0	<i>Temporarily Stable, with Reduced Risk of Homelessness</i>
			3 Private Housing	15	<i>Stable/Permanent Housing (PH)</i>
			4 Other HOPWA	0	
			5 Other Subsidy	3	
			6 Institution	2	
			7 Jail/Prison	2	<i>Unstable Arrangements</i>
			8 Disconnected/Unknown	2	
			9 Death	4	

B. Transitional Housing Assistance

	[1] Output: Total Number of Households Served	[2] Assessment: Number of Households that Continued Receiving HOPWA Housing Subsidy Assistance into the Next Operating Year	[3] Assessment: Number of Households that exited this HOPWA Program; their Housing Status after Exiting		[4] HOPWA Client Outcomes
Transitional/ Short-Term Housing Facilities/ Units	39	11	1 Emergency Shelter/Streets	2	<i>Unstable Arrangements</i>
			2 Temporary Housing	3	<i>Temporarily Stable with Reduced Risk of Homelessness</i>
			3 Private Housing	11	<i>Stable/Permanent Housing (PH)</i>
			4 Other HOPWA	1	
			5 Other Subsidy	3	
			6 Institution	3	
			7 Jail/Prison	0	<i>Unstable Arrangements</i>
			8 Disconnected/unknown	1	
			9 Death	4	

B1: Total number of households receiving transitional/short-term housing assistance whose tenure exceeded 24 months	0
---	---

Section 2. Prevention of Homelessness: Assessment of Client Outcomes on Reduced Risks of Homelessness (Short-Term Housing Subsidy Assistance)

Report the total number of households that received STRMU assistance in Column [1].

In Column [2], identify the outcomes of the households reported in Column [1] either at the time that they were known to have left the STRMU program or through the project sponsor or subrecipient’s best assessment for stability at the end of the operating year.

Information in Column [3] provides a description of housing outcomes; therefore, data is not required.

At the bottom of the chart:

- In Row 1a., report those households that received STRMU assistance during the operating year of this report, and the prior operating year.
- In Row 1b., report those households that received STRMU assistance during the operating year of this report, and the two prior operating years.

Data Check: The total households reported as served with STRMU in Column [1] equals the total reported in Part 3, Chart 1, Row 4, Column b.

Data Check: The sum of Column [2] should equal the number of households reported in Column [1].

Assessment of Households that Received STRMU Assistance

[1] Output: Total number of households	[2] Assessment of Housing Status		[3] HOPWA Client Outcomes
419	Maintain Private Housing without subsidy <i>(e.g. Assistance provided/completed and client is stable, not likely to seek additional support)</i>	135	<i>Stable/Permanent Housing (PH)</i>
	Other Private Housing without subsidy <i>(e.g. client switched housing units and is now stable, not likely to seek additional support)</i>	2	
	Other HOPWA Housing Subsidy Assistance	5	
	Other Housing Subsidy (PH)	0	
	Institution <i>(e.g. residential and long-term care)</i>	0	
	Likely that additional STRMU is needed to maintain current housing arrangements	270	<i>Temporarily Stable, with Reduced Risk of Homelessness</i>
	Transitional Facilities/Short-term <i>(e.g. temporary or transitional arrangement)</i>	2	
	Temporary/Non-Permanent Housing arrangement <i>(e.g. gave up lease, and moved in with family or friends but expects to live there less than 90 days)</i>	4	
	Emergency Shelter/street	0	<i>Unstable Arrangements</i>
	Jail/Prison	0	
	Disconnected	1	
	Death	0	<i>Life Event</i>
1a. Total number of those households that received STRMU Assistance in the operating year of this report that also received STRMU assistance in the prior operating year (e.g. households that received STRMU assistance in two consecutive operating years).			111
1b. Total number of those households that received STRMU Assistance in the operating year of this report that also received STRMU assistance in the two prior operating years (e.g. households that received STRMU assistance in three consecutive operating years).			56

Section 3. HOPWA Outcomes on Access to Care and Support

1a. Total Number of Households

Line [1]: For project sponsors/subrecipients that provided HOPWA housing subsidy assistance during the operating year identify in the appropriate row the number of households that received HOPWA housing subsidy assistance (TBRA, STRMU, Facility-Based, Permanent Housing Placement Services, and Master Leasing) and HOPWA funded case management services. Use Row c. to adjust for duplication among the service categories and Row d. to provide an unduplicated household total.

Line [2]: For project sponsors/subrecipients that did NOT provide HOPWA housing subsidy assistance identify in the appropriate row the number of households that received HOPWA funded case management services.

Note: These numbers will help you to determine which clients to report Access to Care and Support Outcomes for and will be used by HUD as a basis for analyzing the percentage of households who demonstrated or maintained connections to care and support as identified in Chart 1b. below.

Total Number of Households	
1. For Project Sponsors/Subrecipients that provided HOPWA Housing Subsidy Assistance: Identify the total number of households that received the following HOPWA-funded services:	
a. Housing Subsidy Assistance (duplicated)-TBRA, STRMU, PHP, Facility-Based Housing, and Master Leasing	792
b. Case Management	725
c. Adjustment for duplication (subtraction)	(725)
d. Total Households Served by Project Sponsors/Subrecipients with Housing Subsidy Assistance (Sum of Rows a.b. minus Row c.)	792
2. For Project Sponsors/Subrecipients did NOT provide HOPWA Housing Subsidy Assistance: Identify the total number of households that received the following HOPWA-funded service:	
a. HOPWA Case Management	0
b. Total Households Served by Project Sponsors/Subrecipients without Housing Subsidy Assistance	0

1b. Status of Households Accessing Care and Support

Column [1]: Of the households identified as receiving services from project sponsors/subrecipients that provided HOPWA housing subsidy assistance as identified in Chart 1a., Row 1d. above, report the number of households that demonstrated access or maintained connections to care and support within the program year.

Column [2]: Of the households identified as receiving services from project sponsors/subrecipients that did NOT provide HOPWA housing subsidy assistance as reported in Chart 1a., Row 2b., report the number of households that demonstrated improved access or maintained connections to care and support within the program year.

Note: For information on types and sources of income and medical insurance/assistance, refer to Charts below.

Categories of Services Accessed	[1] For project sponsors/subrecipients that provided HOPWA housing subsidy assistance, identify the households who demonstrated the following:	[2] For project sponsors/subrecipients that did NOT provide HOPWA housing subsidy assistance, identify the households who demonstrated the following:	Outcome Indicator
1. Has a housing plan for maintaining or establishing stable on-going housing	785	N/A	Support for Stable Housing
2. Had contact with case manager/benefits counselor consistent with the schedule specified in client's individual service plan (may include leveraged services such as Ryan White Medical Case Management)	782	N/A	Access to Support
3. Had contact with a primary health care provider consistent with the schedule specified in client's individual service plan	789	N/A	Access to Health Care
4. Accessed and maintained medical insurance/assistance	780	N/A	Access to Health Care
5. Successfully accessed or maintained qualification for sources of income	614	N/A	Sources of Income

Chart 1b., Line 4: Sources of Medical Insurance and Assistance include, but are not limited to the following (Reference only)

<ul style="list-style-type: none"> • MEDICAID Health Insurance Program, or use local program name • MEDICARE Health Insurance Program, or use local program name 	<ul style="list-style-type: none"> • Veterans Affairs Medical Services • AIDS Drug Assistance Program (ADAP) • State Children’s Health Insurance Program (SCHIP), or use local program name 	<ul style="list-style-type: none"> • Ryan White-funded Medical or Dental Assistance
--	--	--

Chart 1b., Row 5: Sources of Income include, but are not limited to the following (Reference only)

<ul style="list-style-type: none"> • Earned Income • Veteran’s Pension • Unemployment Insurance • Pension from Former Job • Supplemental Security Income (SSI) 	<ul style="list-style-type: none"> • Child Support • Social Security Disability Income (SSDI) • Alimony or other Spousal Support • Veteran’s Disability Payment • Retirement Income from Social Security • Worker’s Compensation 	<ul style="list-style-type: none"> • General Assistance (GA), or use local program name • Private Disability Insurance • Temporary Assistance for Needy Families (TANF) • Other Income Sources
---	--	--

1c. Households that Obtained Employment

Column [1]: Of the households identified as receiving services from project sponsors/subrecipients that provided HOPWA housing subsidy assistance as identified in Chart 1a., Row 1d. above, report on the number of households that include persons who obtained an income-producing job during the operating year that resulted from HOPWA-funded Job training, employment assistance, education or related case management/counseling services.

Column [2]: Of the households identified as receiving services from project sponsors/subrecipients that did NOT provide HOPWA housing subsidy assistance as reported in Chart 1a., Row 2b., report on the number of households that include persons who obtained an income-producing job during the operating year that resulted from HOPWA-funded Job training, employment assistance, education or case management/counseling services.

Note: This includes jobs created by this project sponsor/subrecipients or obtained outside this agency.

Note: Do not include jobs that resulted from leveraged job training, employment assistance, education or case management/counseling services.

Categories of Services Accessed	[1] For project sponsors/subrecipients that provided HOPWA housing subsidy assistance, identify the households who demonstrated the following:	[2] For project sponsors/subrecipients that did NOT provide HOPWA housing subsidy assistance, identify the households who demonstrated the following:
Total number of households that obtained an income-producing job	43	0

End of PART 4

PART 5: Worksheet - Determining Housing Stability Outcomes (optional)

1. This chart is designed to assess program results based on the information reported in Part 4 and to help Grantees determine overall program performance. Completion of this worksheet is optional.

Permanent Housing Subsidy Assistance	Stable Housing (# of households remaining in program plus 3+4+5+6)	Temporary Housing (2)	Unstable Arrangements (1+7+8)	Life Event (9)
Tenant-Based Rental Assistance (TBRA)	180	6	6	4
Permanent Facility-based Housing Assistance/Units	136	0	4	4
Transitional/Short-Term Facility-based Housing Assistance/Units	29	3	3	4
Total Permanent HOPWA Housing Subsidy Assistance	345	9	13	12
Reduced Risk of Homelessness: Short-Term Assistance	Stable/Permanent Housing	Temporarily Stable, with Reduced Risk of Homelessness	Unstable Arrangements	Life Events
Short-Term Rent, Mortgage, and Utility Assistance (STRMU)	142	276	1	0
Total HOPWA Housing Subsidy Assistance	487	285	14	12

Background on HOPWA Housing Stability Codes

Stable Permanent Housing/Ongoing Participation

3 = Private Housing in the private rental or home ownership market (without known subsidy, including permanent placement with families or other self-sufficient arrangements) with reasonable expectation that additional support is not needed.

4 = Other HOPWA-funded housing subsidy assistance (not STRMU), e.g. TBRA or Facility-Based Assistance.

5 = Other subsidized house or apartment (non-HOPWA sources, e.g., Section 8, HOME, public housing).

6 = Institutional setting with greater support and continued residence expected (e.g., residential or long-term care facility).

Temporary Housing

2 = Temporary housing - moved in with family/friends or other short-term arrangement, such as Ryan White subsidy, transitional housing for homeless, or temporary placement in institution (e.g., hospital, psychiatric hospital or other psychiatric facility, substance abuse treatment facility or detox center).

Unstable Arrangements

1 = Emergency shelter or no housing destination such as places not meant for habitation (e.g., a vehicle, an abandoned building, bus/train/subway station, or anywhere outside).

7 = Jail /prison.

8 = Disconnected or disappeared from project support, unknown destination or no assessments of housing needs were undertaken.

Life Event

9 = Death, i.e., remained in housing until death. This characteristic is not factored into the housing stability equation.

Tenant-based Rental Assistance: Stable Housing is the sum of the number of households that (i) remain in the housing and (ii) those that left the assistance as reported under: 3, 4, 5, and 6. Temporary Housing is the number of households that accessed assistance, and left their current housing for a non-permanent housing arrangement, as reported under item: 2. Unstable Situations is the sum of numbers reported under items: 1, 7, and 8.

Permanent Facility-Based Housing Assistance: Stable Housing is the sum of the number of households that (i) remain in the housing and (ii) those that left the assistance as shown as items: 3, 4, 5, and 6. Temporary Housing is the number of households

that accessed assistance, and left their current housing for a non-permanent housing arrangement, as reported under item 2. Unstable Situations is the sum of numbers reported under items: 1, 7, and 8.

Transitional/Short-Term Facility-Based Housing Assistance: Stable Housing is the sum of the number of households that (i) continue in the residences (ii) those that left the assistance as shown as items: 3, 4, 5, and 6. Other Temporary Housing is the number of households that accessed assistance, and left their current housing for a non-permanent housing arrangement, as reported under item 2. Unstable Situations is the sum of numbers reported under items: 1, 7, and 8.

Tenure Assessment. A baseline of households in transitional/short-term facilities for assessment purposes, indicate the number of households whose tenure exceeded 24 months.

STRMU Assistance: Stable Housing is the sum of the number of households that accessed assistance for some portion of the permitted 21-week period and there is reasonable expectation that additional support is not needed in order to maintain permanent housing living situation (as this is a time-limited form of housing support) as reported under housing status: Maintain Private Housing with subsidy; Other Private with Subsidy; Other HOPWA support; Other Housing Subsidy; and Institution. Temporarily Stable, with Reduced Risk of Homelessness is the sum of the number of households that accessed assistance for some portion of the permitted 21-week period or left their current housing arrangement for a transitional facility or other temporary/non-permanent housing arrangement and there is reasonable expectation additional support will be needed to maintain housing arrangements in the next year, as reported under housing status: Likely to maintain current housing arrangements, with additional STRMU assistance; Transitional Facilities/Short-term; and Temporary/Non-Permanent Housing arrangements. Unstable Situation is the sum of number of households reported under housing status: Emergency Shelter; Jail/Prison; and Disconnected.

End of PART 5

PART 6: Annual Certification of Continued Usage for HOPWA Facility-Based Stewardship Units (ONLY)

The Annual Certification of Usage for HOPWA Facility-Based Stewardship Units is to be used in place of Part 7B of the CAPER if the facility was originally acquired, rehabilitated or constructed/developed in part with HOPWA funds but no HOPWA funds were expended during the operating year. Scattered site units may be grouped together on one page.

Grantees that used HOPWA funding for new construction, acquisition, or substantial rehabilitation are required to operate their facilities for HOPWA eligible individuals for at least ten (10) years. If non-substantial rehabilitation funds were used they are required to operate for at least three (3) years. Stewardship begins once the facility is put into operation.

Note: See definition of Stewardship Units.

*****Not Applicable*****

1. General information

HUD Grant Number(s)	Operating Year for this report From (mm/dd/yy) To (mm/dd/yy) <input type="checkbox"/> Final Yr <input type="checkbox"/> Yr 1; <input type="checkbox"/> Yr 2; <input type="checkbox"/> Yr 3; <input type="checkbox"/> Yr 4; <input type="checkbox"/> Yr 5; <input type="checkbox"/> Yr 6; <input type="checkbox"/> Yr 7; <input type="checkbox"/> Yr 8; <input type="checkbox"/> Yr 9; <input type="checkbox"/> Yr 10;
Grantee Name	Date Facility Began Operations (mm/dd/yy)

2. Number of Units and Non-HOPWA Expenditures

Facility Name:	Number of Stewardship Units Developed with HOPWA funds	Amount of Non-HOPWA Funds Expended in Support of the Stewardship Units during the Operating Year
Total Stewardship Units (subject to 3- or 10- year use periods)		

3. Details of Project Site

Project Sites: Name of HOPWA-funded project	
Site Information: Project Zip Code(s)	
Site Information: Congressional District(s)	
Is the address of the project site confidential?	<input type="checkbox"/> Yes, protect information; do not list <input type="checkbox"/> Not confidential; information can be made available to the public
If the site is not confidential: Please provide the contact information, phone, email address/location, if business address is different from facility address	

I certify that the facility that received assistance for acquisition, rehabilitation, or new construction from the Housing Opportunities for Persons with AIDS Program has operated as a facility to assist HOPWA-eligible persons from the date shown above. I also certify that the grant is still serving the planned number of HOPWA-eligible households at this facility through leveraged resources and all other requirements of the grant agreement are being satisfied.

<i>I hereby certify that all the information stated herein, as well as any information provided in the accompaniment herewith, is true and accurate.</i>	
Name & Title of Authorized Official of the organization that continues to operate the facility:	Signature & Date (mm/dd/yy)
Name & Title of Contact at Grantee Agency (person who can answer questions about the report and program)	Contact Phone (with area code)

End of PART 6

Part 7: Summary Overview of Grant Activities**A. Information on Individuals, Beneficiaries, and Households Receiving HOPWA Housing Subsidy Assistance (TBRA, STRMU, Facility-Based Units, Permanent Housing Placement and Master Leased Units ONLY)**

Note: Reporting for this section should include ONLY those individuals, beneficiaries, or households that received and/or resided in a household that received HOPWA Housing Subsidy Assistance as reported in Part 3, Chart 1, Row 7, Column b. (e.g., do not include households that received HOPWA supportive services ONLY).

Section 1. HOPWA-Eligible Individuals who Received HOPWA Housing Subsidy Assistance**a. Total HOPWA Eligible Individuals Living with HIV/AIDS**

In Chart a., provide the total number of eligible (and unduplicated) low-income individuals living with HIV/AIDS who qualified their household to receive HOPWA housing subsidy assistance during the operating year. This total should include only the individual who qualified the household for HOPWA assistance, NOT all HIV positive individuals in the household.

Individuals Served with Housing Subsidy Assistance	Total
Number of individuals with HIV/AIDS who qualified their household to receive HOPWA housing subsidy assistance.	792

Chart b. Prior Living Situation

In Chart b., report the prior living situations for all Eligible Individuals reported in Chart a. In Row 1, report the total number of individuals who continued to receive HOPWA housing subsidy assistance from the prior operating year into this operating year. In Rows 2 through 17, indicate the prior living arrangements for all new HOPWA housing subsidy assistance recipients during the operating year.

Data Check: *The total number of eligible individuals served in Row 18 equals the total number of individuals served through housing subsidy assistance reported in Chart a. above.*

Category		Total HOPWA Eligible Individuals Receiving Housing Subsidy Assistance
1.	<u>Continuing</u> to receive HOPWA support from the prior operating year	295
New Individuals who received HOPWA Housing Subsidy Assistance support during Operating Year		
2.	Place not meant for human habitation (such as a vehicle, abandoned building, bus/train/subway station/airport, or outside)	9
3.	Emergency shelter (including hotel, motel, or campground paid for with emergency shelter voucher)	12
4.	Transitional housing for homeless persons	6
5.	Total number of new Eligible Individuals who received HOPWA Housing Subsidy Assistance with a Prior Living Situation that meets HUD definition of homelessness (Sum of Rows 2 – 4)	27
6.	Permanent housing for formerly homeless persons (such as Shelter Plus Care, SHP, or SRO Mod Rehab)	0
7.	Psychiatric hospital or other psychiatric facility	0
8.	Substance abuse treatment facility or detox center	5
9.	Hospital (non-psychiatric facility)	10
10.	Foster care home or foster care group home	0
11.	Jail, prison or juvenile detention facility	2
12.	Rented room, apartment, or house	403
13.	House you own	42
14.	Staying or living in someone else's (family and friends) room, apartment, or house	7
15.	Hotel or motel paid for without emergency shelter voucher	0
16.	Other	1
17.	Don't Know or Refused	0
18.	TOTAL Number of HOPWA Eligible Individuals (sum of Rows 1 and 5-17)	792

c. Homeless Individual Summary

In Chart c., indicate the number of eligible individuals reported in Chart b., Row 5 as homeless who also are homeless Veterans and/or meet the definition for Chronically Homeless (See Definition section of CAPER). The totals in Chart c. do not need to equal the total in Chart b., Row 5.

Category	Number of Homeless Veteran(s)	Number of Chronically Homeless
HOPWA eligible individuals served with HOPWA Housing Subsidy Assistance	7	7

Section 2. Beneficiaries

In Chart a., report the total number of HOPWA eligible individuals living with HIV/AIDS who received HOPWA housing subsidy assistance (as reported in Part 7A, Section 1, Chart a.), and all associated members of their household who benefitted from receiving HOPWA housing subsidy assistance (resided with HOPWA eligible individuals).

Note: See definition of HOPWA Eligible Individual

Note: See definition of Transgender.

Note: See definition of Beneficiaries.

Data Check: The sum of each of the Charts b. & c. on the following two pages equals the total number of beneficiaries served with HOPWA housing subsidy assistance as determined in Chart a., Row 4 below.

a. Total Number of Beneficiaries Served with HOPWA Housing Subsidy Assistance

Individuals and Families Served with HOPWA Housing Subsidy Assistance	Total Number
1. Number of individuals with HIV/AIDS who qualified the household to receive HOPWA housing subsidy assistance (equals the number of HOPWA Eligible Individuals reported in Part 7A, Section 1, Chart a.)	792
2. Number of ALL other persons diagnosed as HIV positive who reside with the HOPWA eligible individuals identified in Row 1 and who benefitted from the HOPWA housing subsidy assistance	26
3. Number of ALL other persons NOT diagnosed as HIV positive who reside with the HOPWA eligible individual identified in Row 1 and who benefited from the HOPWA housing subsidy	343
4. TOTAL number of ALL <u>beneficiaries</u> served with Housing Subsidy Assistance (Sum of Rows 1,2, & 3)	1,161

b. Age and Gender

In Chart b., indicate the Age and Gender of all beneficiaries as reported in Chart a. directly above. Report the Age and Gender of all HOPWA Eligible Individuals (those reported in Chart a., Row 1) using Rows 1-5 below and the Age and Gender of all other beneficiaries (those reported in Chart a., Rows 2 and 3) using Rows 6-10 below. The number of individuals reported in Row 11, Column E. equals the total number of beneficiaries reported in Part 7, Section 2, Chart a., Row 4.

HOPWA Eligible Individuals (Chart a, Row 1)						
		A.	B.	C.	D.	E.
		Male	Female	Transgender M to F	Transgender F to M	TOTAL (Sum of Columns A-D)
1.	Under 18	1	0	0	0	1
2.	18 to 30 years	65	40	2	0	107
3.	31 to 50 years	314	147	6	1	468
4.	51 years and Older	160	56	0	0	216
5.	Subtotal (Sum of Rows 1-4)	540	243	8	1	792
All Other Beneficiaries (Chart a, Rows 2 and 3)						
		A.	B.	C.	D.	E.
		Male	Female	Transgender M to F	Transgender F to M	TOTAL (Sum of Columns A-D)
6.	Under 18	105	112	0	0	217
7.	18 to 30 years	47	25	0	0	72
8.	31 to 50 years	22	25	0	0	47
9.	51 years and Older	16	17	0	0	33
10.	Subtotal (Sum of Rows 6-9)	190	179	0	0	369
Total Beneficiaries (Chart a, Row 4)						
11.	TOTAL (Sum of Rows 5 & 10)	730	422	8	1	1,161

c. Race and Ethnicity*

In Chart c., indicate the Race and Ethnicity of all beneficiaries receiving HOPWA Housing Subsidy Assistance as reported in Section 2, Chart a., Row 4. Report the race of all HOPWA eligible individuals in Column [A]. Report the ethnicity of all HOPWA eligible individuals in column [B]. Report the race of all other individuals who benefitted from the HOPWA housing subsidy assistance in column [C]. Report the ethnicity of all other individuals who benefitted from the HOPWA housing subsidy assistance in column [D]. The summed total of columns [A] and [C] equals the total number of beneficiaries reported above in Section 2, Chart a., Row 4.

Category		HOPWA Eligible Individuals		All Other Beneficiaries	
		[A] Race [all individuals reported in Section 2, Chart a., Row 1]	[B] Ethnicity [Also identified as Hispanic or Latino]	[C] Race [total of individuals reported in Section 2, Chart a., Rows 2 & 3]	[D] Ethnicity [Also identified as Hispanic or Latino]
1.	American Indian/Alaskan Native	1	0	1	0
2.	Asian	0	0	6	0
3.	Black/African American	457	1	243	5
4.	Native Hawaiian/Other Pacific Islander	3	2	1	1
5.	White	305	102	111	63
6.	American Indian/Alaskan Native & White	2	0	2	1
7.	Asian & White	1	0	0	0
8.	Black/African American & White	6	1	0	0
9.	American Indian/Alaskan Native & Black/African American	1	1	0	0
10.	Other Multi-Racial	16	5	5	0
11.	Column Totals (Sum of Rows 1-10)	792	112	369	70
<i>Data Check: Sum of Row 11 Column A and Row 11 Column C equals the total number HOPWA Beneficiaries reported in Part 3A, Section 2, Chart a., Row 4.</i>					

**Reference (data requested consistent with Form HUD-27061 Race and Ethnic Data Reporting Form)*

Section 3. Households

Household Area Median Income

Report the area median income(s) for all households served with HOPWA housing subsidy assistance.

Data Check: The total number of households served with HOPWA housing subsidy assistance should equal Part 3C, Row 7, Column b and Part 7A, Section 1, Chart a. (Total HOPWA Eligible Individuals Served with HOPWA Housing Subsidy Assistance).

Note: Refer to http://www.huduser.org/portal/datasets/il/il2010/select_Geography_mfi.odn for information on area median income in your community.

Percentage of Area Median Income		Households Served with HOPWA Housing Subsidy Assistance
1.	0-30% of area median income (extremely low)	656
2.	31-50% of area median income (very low)	80
3.	51-80% of area median income (low)	56
4.	Total (Sum of Rows 1-3)	792

Part 7: Summary Overview of Grant Activities
B. Facility-Based Housing Assistance

Complete one Part 7B for each facility developed or supported through HOPWA funds.

Do not complete this Section for programs originally developed with HOPWA funds but no longer supported with HOPWA funds. If a facility was developed with HOPWA funds (subject to ten years of operation for acquisition, new construction and substantial rehabilitation costs of stewardship units, or three years for non-substantial rehabilitation costs), but HOPWA funds are no longer used to support the facility, the project sponsor or subrecipient should complete Part 6: Annual Certification of Continued Usage for HOPWA Facility-Based Stewardship Units (ONLY).

Complete Charts 2a., Project Site Information, and 2b., Type of HOPWA Capital Development Project Units, for all Development Projects, including facilities that were past development projects, but continued to receive HOPWA operating dollars this reporting year.

1. Project Sponsor/Subrecipient Agency Name (Required)

Legacy Counseling Center, Inc.

2. Capital Development - *Not Applicable*****

2a. Project Site Information for HOPWA Capital Development of Projects (For Current or Past Capital Development Projects that receive HOPWA Operating Costs this reporting year)

Note: If units are scattered-sites, report on them as a group and under type of Facility write "Scattered Sites."

Type of Development this operating year	HOPWA Funds Expended this operating year (if applicable)	Non-HOPWA funds Expended (if applicable)	Name of Facility:
<input type="checkbox"/> New construction	\$	\$	Type of Facility [Check <u>only one</u> box.] <input type="checkbox"/> Permanent housing <input type="checkbox"/> Short-term Shelter or Transitional housing <input type="checkbox"/> Supportive services only facility
<input type="checkbox"/> Rehabilitation	\$	\$	
<input type="checkbox"/> Acquisition	\$	\$	
<input type="checkbox"/> Operating	\$	\$	
a.	Purchase/lease of property:		Date (mm/dd/yy):
b.	Rehabilitation/Construction Dates:		Date started: Date Completed:
c.	Operation dates:		Date residents began to occupy: <input type="checkbox"/> Not yet occupied
d.	Date supportive services began:		Date started: <input type="checkbox"/> Not yet providing services
e.	Number of units in the facility:		HOPWA-funded units = Total Units =
f.	Is a waiting list maintained for the facility?		<input type="checkbox"/> Yes <input type="checkbox"/> No <i>If yes, number of participants on the list at the end of operating year</i>
g.	What is the address of the facility (if different from business address)?		
h.	Is the address of the project site confidential?		<input type="checkbox"/> Yes, protect information; do not publish list <input type="checkbox"/> No, can be made available to the public

2b. Number and Type of HOPWA Capital Development Project Units (For Current or Past Capital Development Projects that receive HOPWA Operating Costs this Reporting Year)

For units entered above in 2a. please list the number of HOPWA units that fulfill the following criteria:

	Number Designated for the Chronically Homeless	Number Designated to Assist the Homeless	Number Energy-Star Compliant	Number 504 Accessible
Rental units constructed (new) and/or acquired with or without rehab				
Rental units rehabbed				
Homeownership units constructed (if approved)				

3. Units Assisted in Types of Housing Facility/Units Leased by Project Sponsor or Subrecipient

Charts 3a, 3b, and 4 are required for each facility. In Charts 3a. and 3b., indicate the type and number of housing units in the facility, including master leased units, project-based or other scattered site units leased by the organization, categorized by the number of bedrooms per unit.

Note: The number units may not equal the total number of households served.

Please complete separate charts for each housing facility assisted. Scattered site units may be grouped together.

3a. Check one only

- Permanent Supportive Housing Facility/Units
- Short-term Shelter or Transitional Supportive Housing Facility/Units

3b. Type of Facility

Complete the following Chart for all facilities leased, master leased, project-based, or operated with HOPWA funds during the reporting year.

Name of Project Sponsor/Agency Operating the Facility/Leased Units: Legacy Counseling Center, Inc.

Type of housing facility operated by the project sponsor/subrecipient	Total Number of Units in use during the Operating Year Categorized by the Number of Bedrooms per Units					
	SRO/Studio/0 bdrm	1 bdrm	2 bdrm	3 bdrm	4 bdrm	5+bdrm
a. Single room occupancy dwelling	7					
b. Community residence						
c. Project-based rental assistance units or leased units						
d. Other housing facility <u>Specify:</u>						

4. Households and Housing Expenditures

Enter the total number of households served and the amount of HOPWA funds expended by the project sponsor/subrecipient on subsidies for housing involving the use of facilities, master leased units, project based or other scattered site units leased by the organization.

Housing Assistance Category: Facility Based Housing	Output: Number of Households	Output: Total HOPWA Funds Expended during Operating Year by Project Sponsor/subrecipient
a. Leasing Costs		
b. Operating Costs	25	\$46,700
c. Project-Based Rental Assistance (PBRA) or other leased units		
d. Other Activity (if approved in grant agreement) <u>Specify:</u>		
e. Adjustment to eliminate duplication (subtract)	(0)	
f. TOTAL Facility-Based Housing Assistance (Sum Rows a. through d. minus Row e.)	25	\$46,700

1. Project Sponsor/Subrecipient Agency Name (Required)

My Second Chance, Inc.

2. Capital Development - *Not Applicable*****

2a. Project Site Information for HOPWA Capital Development of Projects (For Current or Past Capital Development Projects that receive HOPWA Operating Costs this reporting year)

Note: If units are scattered-sites, report on them as a group and under type of Facility write "Scattered Sites."

Type of Development this operating year	HOPWA Funds Expended this operating year (if applicable)	Non-HOPWA funds Expended (if applicable)	Name of Facility:
<input type="checkbox"/> New construction	\$	\$	Type of Facility [Check <u>only one</u> box.] <input type="checkbox"/> Permanent housing <input type="checkbox"/> Short-term Shelter or Transitional housing <input type="checkbox"/> Supportive services only facility
<input type="checkbox"/> Rehabilitation	\$	\$	
<input type="checkbox"/> Acquisition	\$	\$	
<input type="checkbox"/> Operating	\$	\$	
a.	Purchase/lease of property:		Date (mm/dd/yy):
b.	Rehabilitation/Construction Dates:		Date started: Date Completed:
c.	Operation dates:		Date residents began to occupy: <input type="checkbox"/> Not yet occupied
d.	Date supportive services began:		Date started: <input type="checkbox"/> Not yet providing services
e.	Number of units in the facility:		HOPWA-funded units = Total Units =
f.	Is a waiting list maintained for the facility?		<input type="checkbox"/> Yes <input type="checkbox"/> No <i>If yes, number of participants on the list at the end of operating year</i>
g.	What is the address of the facility (if different from business address)?		
h.	Is the address of the project site confidential?		<input type="checkbox"/> Yes, protect information; do not publish list <input type="checkbox"/> No, can be made available to the public

2b. Number and Type of HOPWA Capital Development Project Units (For Current or Past Capital Development Projects that receive HOPWA Operating Costs this Reporting Year)

For units entered above in 2a. please list the number of HOPWA units that fulfill the following criteria:

	Number Designated for the Chronically Homeless	Number Designated to Assist the Homeless	Number Energy-Star Compliant	Number 504 Accessible
Rental units constructed (new) and/or acquired <u>with or without</u> rehab				
Rental units rehabbed				
Homeownership units constructed (if approved)				

3. Units Assisted in Types of Housing Facility/Units Leased by Project Sponsor or Subrecipient

Charts 3a, 3b, and 4 are required for each facility. In Charts 3a. and 3b., indicate the type and number of housing units in the facility, including master leased units, project-based or other scattered site units leased by the organization, categorized by the number of bedrooms per unit.

Note: The number units may not equal the total number of households served.

Please complete separate charts for each housing facility assisted. Scattered site units may be grouped together.

3a. Check one only

- Permanent Supportive Housing Facility/Units
- Short-term Shelter or Transitional Supportive Housing Facility/Units

3b. Type of Facility

Complete the following Chart for all facilities leased, master leased, project-based, or operated with HOPWA funds during the reporting year.

Name of Project Sponsor/Agency Operating the Facility/Leased Units: My Second Chance, Inc.

Type of housing facility operated by the project sponsor/subrecipient		Total Number of <u>Units</u> in use during the Operating Year Categorized by the Number of Bedrooms per Units				
		SRO/Studio/0 bdrm	1 bdrm	2 bdrm	3 bdrm	4 bdrm
a.	Single room occupancy dwelling					
b.	Community residence				1	
c.	Project-based rental assistance units or leased units					
d.	Other housing facility <u>Specify:</u>					

4. Households and Housing Expenditures

Enter the total number of households served and the amount of HOPWA funds expended by the project sponsor/subrecipient on subsidies for housing involving the use of facilities, master leased units, project based or other scattered site units leased by the organization.

Housing Assistance Category: Facility Based Housing		Output: Number of Households	Output: Total HOPWA Funds Expended during Operating Year by Project Sponsor/subrecipient
a.	Leasing Costs	14	\$13,833
b.	Operating Costs	14	\$38,167
c.	Project-Based Rental Assistance (PBRA) or other leased units		
d.	Other Activity (if approved in grant agreement) <u>Specify:</u>		
e.	Adjustment to eliminate duplication (subtract)	(14)	
f.	TOTAL Facility-Based Housing Assistance (Sum Rows a. through d. minus Row e.)	14	\$52,000

1. Project Sponsor/Subrecipient Agency Name (Required)

PWA Coalition of Dallas, Inc. dba AIDS Services of Dallas (Ewing Center)
--

2. Capital Development - *Not Applicable*****

2a. Project Site Information for HOPWA Capital Development of Projects (For Current or Past Capital Development Projects that receive HOPWA Operating Costs this reporting year)

Note: If units are scattered-sites, report on them as a group and under type of Facility write "Scattered Sites."

Type of Development this operating year	HOPWA Funds Expended this operating year (if applicable)	Non-HOPWA funds Expended (if applicable)	Name of Facility:
<input type="checkbox"/> New construction	\$	\$	Type of Facility [Check <u>only one</u> box.] <input type="checkbox"/> Permanent housing <input type="checkbox"/> Short-term Shelter or Transitional housing <input type="checkbox"/> Supportive services only facility
<input type="checkbox"/> Rehabilitation	\$	\$	
<input type="checkbox"/> Acquisition	\$	\$	
<input type="checkbox"/> Operating	\$	\$	
a.	Purchase/lease of property:		Date (mm/dd/yy):
b.	Rehabilitation/Construction Dates:		Date started: Date Completed:
c.	Operation dates:		Date residents began to occupy: <input type="checkbox"/> Not yet occupied
d.	Date supportive services began:		Date started: <input type="checkbox"/> Not yet providing services
e.	Number of units in the facility:		HOPWA-funded units = Total Units =
f.	Is a waiting list maintained for the facility?		<input type="checkbox"/> Yes <input type="checkbox"/> No <i>If yes, number of participants on the list at the end of operating year</i>
g.	What is the address of the facility (if different from business address)?		
h.	Is the address of the project site confidential?		<input type="checkbox"/> Yes, protect information; do not publish list <input type="checkbox"/> No, can be made available to the public

2b. Number and Type of HOPWA Capital Development Project Units (For Current or Past Capital Development Projects that receive HOPWA Operating Costs this Reporting Year)

For units entered above in 2a. please list the number of HOPWA units that fulfill the following criteria:

	Number Designated for the Chronically Homeless	Number Designated to Assist the Homeless	Number Energy-Star Compliant	Number 504 Accessible
Rental units constructed (new) and/or acquired <u>with or without</u> rehab				
Rental units rehabbed				
Homeownership units constructed (if approved)				

3. Units Assisted in Types of Housing Facility/Units Leased by Project Sponsor or Subrecipient

Charts 3a, 3b, and 4 are required for each facility. In Charts 3a. and 3b., indicate the type and number of housing units in the facility, including master leased units, project-based or other scattered site units leased by the organization, categorized by the number of bedrooms per unit.

Note: The number units may not equal the total number of households served.

Please complete separate charts for each housing facility assisted. Scattered site units may be grouped together.

3a. Check one only

- Permanent Supportive Housing Facility/Units
- Short-term Shelter or Transitional Supportive Housing Facility/Units

3b. Type of Facility

Complete the following Chart for all facilities leased, master leased, project-based, or operated with HOPWA funds during the reporting year.

Name of Project Sponsor/Agency Operating the Facility/Leased Units: PWA Coalition of Dallas, Inc. dba AIDS Srvcs of Dallas

Type of housing facility operated by the project sponsor/subrecipient		Total Number of Units in use during the Operating Year Categorized by the Number of Bedrooms per Units				
		SRO/Studio/0 bdrm	1 bdrm	2 bdrm	3 bdrm	4 bdrm
a.	Single room occupancy dwelling					
b.	Community residence	17	5			
c.	Project-based rental assistance units or leased units					
d.	Other housing facility <u>Specify:</u>					

4. Households and Housing Expenditures

Enter the total number of households served and the amount of HOPWA funds expended by the project sponsor/subrecipient on subsidies for housing involving the use of facilities, master leased units, project based or other scattered site units leased by the organization.

Housing Assistance Category: Facility Based Housing		Output: Number of Households	Output: Total HOPWA Funds Expended during Operating Year by Project Sponsor/subrecipient
a.	Leasing Costs		
b.	Operating Costs	25	\$94,762
c.	Project-Based Rental Assistance (PBRA) or other leased units		
d.	Other Activity (if approved in grant agreement) <u>Specify:</u>		
e.	Adjustment to eliminate duplication (subtract)	(0)	
f.	TOTAL Facility-Based Housing Assistance (Sum Rows a. through d. minus Row e.)	25	\$94,762

1. Project Sponsor/Subrecipient Agency Name (Required)

PWA Coalition of Dallas, Inc. dba AIDS Services of Dallas (Hillcrest House)

2. Capital Development -

2a. Project Site Information for HOPWA Capital Development of Projects (For Current or Past Capital Development Projects that receive HOPWA Operating Costs this reporting year)

Note: If units are scattered-sites, report on them as a group and under type of Facility write "Scattered Sites."

Type of Development this operating year	HOPWA Funds Expended this operating year (if applicable)	Non-HOPWA funds Expended (if applicable)	Name of Facility: Hillcrest House
<input type="checkbox"/> New construction	\$	\$	Type of Facility [Check <u>only one</u> box.] <input checked="" type="checkbox"/> Permanent housing <input type="checkbox"/> Short-term Shelter or Transitional housing <input type="checkbox"/> Supportive services only facility
<input checked="" type="checkbox"/> Rehabilitation	\$64,552	\$0	
<input type="checkbox"/> Acquisition	\$	\$	
<input checked="" type="checkbox"/> Operating	\$80,874	\$0	
a.	Purchase/lease of property:		Date (mm/dd/yy): N/A
b.	Rehabilitation/Construction Dates:		Date started: 7/29/13 Date Completed: 8/28/13
c.	Operation dates:		Date residents began to occupy: N/A – no disruption in occupancy <input type="checkbox"/> Not yet occupied
d.	Date supportive services began:		Date started: N/A – no disruption in services <input type="checkbox"/> Not yet providing services
e.	Number of units in the facility:		HOPWA-funded units = 64 Total Units = 64
f.	Is a waiting list maintained for the facility?		<input checked="" type="checkbox"/> Yes <input type="checkbox"/> No <i>If yes, number of participants on the list at the end of operating year: 123</i>
g.	What is the address of the facility (if different from business address)?		834 N. Marsalis, Dallas, TX 75203
h.	Is the address of the project site confidential?		<input checked="" type="checkbox"/> Yes, protect information; do not publish list <input type="checkbox"/> No, can be made available to the public

2b. Number and Type of HOPWA Capital Development Project Units (For Current or Past Capital Development Projects that receive HOPWA Operating Costs this Reporting Year)

For units entered above in 2a. please list the number of HOPWA units that fulfill the following criteria:

	Number Designated for the Chronically Homeless	Number Designated to Assist the Homeless	Number Energy-Star Compliant	Number 504 Accessible
Rental units constructed (new) and/or acquired with or without rehab				
Rental units rehabbed		64		
Homeownership units constructed (if approved)				

3. Units Assisted in Types of Housing Facility/Units Leased by Project Sponsor or Subrecipient

Charts 3a, 3b, and 4 are required for each facility. In Charts 3a. and 3b., indicate the type and number of housing units in the facility, including master leased units, project-based or other scattered site units leased by the organization, categorized by the number of bedrooms per unit.

Note: The number units may not equal the total number of households served.

Please complete separate charts for each housing facility assisted. Scattered site units may be grouped together.

3a. Check one only

- Permanent Supportive Housing Facility/Units
- Short-term Shelter or Transitional Supportive Housing Facility/Units

3b. Type of Facility

Complete the following Chart for all facilities leased, master leased, project-based, or operated with HOPWA funds during the reporting year.

Name of Project Sponsor/Agency Operating the Facility/Leased Units: PWA Coalition of Dallas, Inc. dba AIDS Srvcs of Dallas

Type of housing facility operated by the project sponsor/subrecipient		Total Number of Units in use during the Operating Year Categorized by the Number of Bedrooms per Units				
		SRO/Studio/0 bdrm	1 bdrm	2 bdrm	3 bdrm	4 bdrm
a.	Single room occupancy dwelling	64				
b.	Community residence					
c.	Project-based rental assistance units or leased units					
d.	Other housing facility <u>Specify:</u>					

4. Households and Housing Expenditures

Enter the total number of households served and the amount of HOPWA funds expended by the project sponsor/subrecipient on subsidies for housing involving the use of facilities, master leased units, project based or other scattered site units leased by the organization.

Housing Assistance Category: Facility Based Housing		Output: Number of Households	Output: Total HOPWA Funds Expended during Operating Year by Project Sponsor/subrecipient
a.	Leasing Costs		
b.	Operating Costs	78	\$80,874
c.	Project-Based Rental Assistance (PBRA) or other leased units		
d.	Other Activity (if approved in grant agreement) <u>Specify:</u>		
e.	Adjustment to eliminate duplication (subtract)	(0)	
f.	TOTAL Facility-Based Housing Assistance (Sum Rows a. through d. minus Row e.)	78	\$80,874

3. Units Assisted in Types of Housing Facility/Units Leased by Project Sponsor or Subrecipient

Charts 3a, 3b, and 4 are required for each facility. In Charts 3a. and 3b., indicate the type and number of housing units in the facility, including master leased units, project-based or other scattered site units leased by the organization, categorized by the number of bedrooms per unit.

Note: The number units may not equal the total number of households served.

Please complete separate charts for each housing facility assisted. Scattered site units may be grouped together.

3a. Check one only

- Permanent Supportive Housing Facility/Units
- Short-term Shelter or Transitional Supportive Housing Facility/Units

3b. Type of Facility

Complete the following Chart for all facilities leased, master leased, project-based, or operated with HOPWA funds during the reporting year.

Name of Project Sponsor/Agency Operating the Facility/Leased Units: PWA Coalition of Dallas, Inc. dba AIDS Srvcs of Dallas

Type of housing facility operated by the project sponsor/subrecipient		Total Number of Units in use during the Operating Year Categorized by the Number of Bedrooms per Units				
		SRO/Studio/0 bdrm	1 bdrm	2 bdrm	3 bdrm	4 bdrm
a.	Single room occupancy dwelling					
b.	Community residence		20	7		
c.	Project-based rental assistance units or leased units					
d.	Other housing facility <u>Specify:</u>					

4. Households and Housing Expenditures

Enter the total number of households served and the amount of HOPWA funds expended by the project sponsor/subrecipient on subsidies for housing involving the use of facilities, master leased units, project based or other scattered site units leased by the organization.

Housing Assistance Category: Facility Based Housing		Output: Number of Households	Output: Total HOPWA Funds Expended during Operating Year by Project Sponsor/subrecipient
a.	Leasing Costs		
b.	Operating Costs	29	\$103,252
c.	Project-Based Rental Assistance (PBRA) or other leased units		
d.	Other Activity (if approved in grant agreement) <u>Specify:</u>		
e.	Adjustment to eliminate duplication (subtract)	(0)	
f.	TOTAL Facility-Based Housing Assistance (Sum Rows a. through d. minus Row e.)	29	\$103,252

1. Project Sponsor/Subrecipient Agency Name (Required)

PWA Coalition of Dallas, Inc. dba AIDS Services of Dallas (Spencer Gardens)

2. Capital Development - *Not Applicable*****

2a. Project Site Information for HOPWA Capital Development of Projects (For Current or Past Capital Development Projects that receive HOPWA Operating Costs this reporting year)

Note: If units are scattered-sites, report on them as a group and under type of Facility write "Scattered Sites."

Type of Development this operating year	HOPWA Funds Expended this operating year (if applicable)	Non-HOPWA funds Expended (if applicable)	Name of Facility:
<input type="checkbox"/> New construction	\$	\$	Type of Facility [Check <u>only one</u> box.] <input type="checkbox"/> Permanent housing <input type="checkbox"/> Short-term Shelter or Transitional housing <input type="checkbox"/> Supportive services only facility
<input type="checkbox"/> Rehabilitation	\$	\$	
<input type="checkbox"/> Acquisition	\$	\$	
<input type="checkbox"/> Operating	\$	\$	
a.	Purchase/lease of property:		Date (mm/dd/yy):
b.	Rehabilitation/Construction Dates:		Date started: Date Completed:
c.	Operation dates:		Date residents began to occupy: <input type="checkbox"/> Not yet occupied
d.	Date supportive services began:		Date started: <input type="checkbox"/> Not yet providing services
e.	Number of units in the facility:		HOPWA-funded units = Total Units =
f.	Is a waiting list maintained for the facility?		<input type="checkbox"/> Yes <input type="checkbox"/> No <i>If yes, number of participants on the list at the end of operating year</i>
g.	What is the address of the facility (if different from business address)?		
h.	Is the address of the project site confidential?		<input type="checkbox"/> Yes, protect information; do not publish list <input type="checkbox"/> No, can be made available to the public

2b. Number and Type of HOPWA Capital Development Project Units (For Current or Past Capital Development Projects that receive HOPWA Operating Costs this Reporting Year)

For units entered above in 2a. please list the number of HOPWA units that fulfill the following criteria:

	Number Designated for the Chronically Homeless	Number Designated to Assist the Homeless	Number Energy-Star Compliant	Number 504 Accessible
Rental units constructed (new) and/or acquired <u>with or without</u> rehab				
Rental units rehabbed				
Homeownership units constructed (if approved)				

3. Units Assisted in Types of Housing Facility/Units Leased by Project Sponsor or Subrecipient

Charts 3a, 3b, and 4 are required for each facility. In Charts 3a. and 3b., indicate the type and number of housing units in the facility, including master leased units, project-based or other scattered site units leased by the organization, categorized by the number of bedrooms per unit.

Note: The number units may not equal the total number of households served.

Please complete separate charts for each housing facility assisted. Scattered site units may be grouped together.

3a. Check one only

- Permanent Supportive Housing Facility/Units
- Short-term Shelter or Transitional Supportive Housing Facility/Units

3b. Type of Facility

Complete the following Chart for all facilities leased, master leased, project-based, or operated with HOPWA funds during the reporting year.

Name of Project Sponsor/Agency Operating the Facility/Leased Units: PWA Coalition of Dallas, Inc. dba AIDS Srvcs of Dallas

Type of housing facility operated by the project sponsor/subrecipient		Total Number of Units in use during the Operating Year Categorized by the Number of Bedrooms per Units				
		SRO/Studio/0 bdrm	1 bdrm	2 bdrm	3 bdrm	4 bdrm
a.	Single room occupancy dwelling					
b.	Community residence			4	8	
c.	Project-based rental assistance units or leased units					
d.	Other housing facility <u>Specify:</u>					

4. Households and Housing Expenditures

Enter the total number of households served and the amount of HOPWA funds expended by the project sponsor/subrecipient on subsidies for housing involving the use of facilities, master leased units, project based or other scattered site units leased by the organization.

Housing Assistance Category: Facility Based Housing		Output: Number of Households	Output: Total HOPWA Funds Expended during Operating Year by Project Sponsor/subrecipient
a.	Leasing Costs		
b.	Operating Costs	12	\$85,227
c.	Project-Based Rental Assistance (PBRA) or other leased units		
d.	Other Activity (if approved in grant agreement) <u>Specify:</u>		
e.	Adjustment to eliminate duplication (subtract)	(0)	
f.	TOTAL Facility-Based Housing Assistance (Sum Rows a. through d. minus Row e.)	12	\$85,227

**HOUSING OPPORTUNITIES FOR PERSONS WITH AIDS (HOPWA)
FINANCIAL STATUS REPORT (as of September 30, 2013)**

Grantee Name: City of Dallas

Name of EMSA: Dallas EMSA

2012-13 HOPWA GRANT			
Grant Period: October 1, 2012 through September 30, 2015			
Grant # TXH12-F001			
Description	Total Funds Budgeted	Total Funds Expended	Total Funds Remaining
Emergency/Tenant Based Rental Asst - Financial Asst	\$1,700,000	\$1,363,545	\$336,455
Emergency/Tenant Based Rental Asst - Housing Srvc	\$650,000	\$426,724	\$223,276
Housing Facilities Operations	\$464,868	\$446,048	\$18,820
Housing Information/Resource Identification	\$100,666	\$75,696	\$24,970
Program Administration/City of Dallas	\$111,679	\$87,392	\$24,287
Program Administration/Project Sponsors	\$183,628	\$152,471	\$31,157
Supportive Services	\$849,534	\$758,041	\$91,493
Total	\$4,060,375	\$3,309,917	\$750,458

2011-12 HOPWA GRANT			
Grant Period: October 1, 2011 through September 30, 2014			
Grant # TXH11-F001			
Description	Total Funds Budgeted	Total Funds Expended	Total Funds Remaining
Emergency/Tenant Based Rental Assistance	\$1,600,000	\$1,600,000	\$0
Housing Facilities Operations*	\$425,000	\$425,000	\$0
Supportive Services	\$1,499,534	\$1,499,534	\$0
Housing Facilities Rehab/Repair*	\$150,000	\$64,552	\$85,448
Program Administration	\$111,679	\$111,679	\$0
Program Administration/Project Sponsors	\$183,628	\$183,628	\$0
Total	\$3,969,841	\$3,884,393	\$85,448

*FY11-12 Substantial Amendment: Reallocation of \$150,000 from Housing Facilities Operations to Housing Facilities Rehab/Repair

**28. MEASURING HOUSING
STABILITY OUTCOMES AND
HOPWA UNITS/HOUSEHOLDS AND
FUNDS EXPENDITURE (IDIS
REPORTS PR80 & PR82)**



U.S. Department of Housing and Urban Development
 Office of Community Planning and Development
 Integrated Disbursement and Information System
 HOPWA Measuring Housing Stability Outcomes
 Program Year 2012 DALLAS, TX

	Total Expenditures	Total Number of Households Receiving HOPWA Assistance	Number of Households Continuing	STRMU Prior Year	STRMU Prior 2 Years
Tenant-Based Rental Assistance	\$1,017,175	0	(189)	0	0
Facility-Based Housing Operations	\$479,222	209	(209)	0	0
Short-Term Rent, Mortgage, And Utility Assistance	\$614,838	0	(219)	82	69
Totals	\$2,111,235	209	(617)		
Of STRMU Assistance, Total STRMU Mortgage Assistance	\$35,676	0			

Number of Exited Households - Component And Destination

	TBRA	Facility Based Housing Operations	STRMU	Total
Emergency Shelter	1	3	0	4
Temporary Housing	0	8	0	8
Private Housing	5	35	101	141
Other HOPWA	0	7	7	14
Other Subsidy	5	6	1	12
Institution	0	4	0	4
Jail/Prison	4	1	2	7
Disconnected	4	8	0	12
Death	1	10	0	11
Totals	20	82	111	213

	TBRA	Facility Based Housing Operations	STRMU
Total Households Assisted	0	209	0
Total Households Continuing	(189)	(209)	(219)
Total Households Exiting	(20)	(82)	(111)
Total Households Missing	169	336	108

	TBRA	Facility Based Housing Operations	STRMU	Total
Total in Stable Housing	(179)	(164)	(117)	(460)
Percent in Stable Housing	105.29	119.70	108.33	110.84
Total in Temporary Housing	0	8	0	8
Percent in Temporary Housing	0	-5.84	0	-1.93

U.S. Department of Housing and Urban Development
 Office of Community Planning and Development
 Integrated Disbursement and Information System
 HOPWA Units/Households and Funds Expended
 Program Year 2012 DALLAS, TX

	Total Units/Households	Total HOPWA Funds Expended	Average Cost Per Unit
Facility-based Housing Development			
Facility-based Housing Development	0	0.00	0.00
Total number of units developed that 504 accessible	0		
Total number of units developed that are Energy Star compliant	0		
Total number of units permanent housing for homeless	0		
Of those, total number of units designated for chronically homeless	0		
Facility-based Housing Operations			
Facility-based Housing Operations	209	479,222.12	2,292.92
Total number of households who received permanent housing that were for homeless	0		
Of those, total number of households who were chronically homeless	0		
Tenant-Based Rental Assistance			
Tenant-Based Rental Assistance	0	0.00	0.00
Total number of households who received permanent housing that were for homeless	0		
Of those, total number of households who were chronically homeless	0		
Short-Term Rent Mortgage Utility			
Short-Term Rent Mortgage Utility Assistance	0	0.00	0.00
Total number of households and expenditures supported with Mortgages	0	35,676.00	0.00
Total number of households who received permanent housing that were for homeless	0		
Supportive Services			
Total of Persons receiving Services in conjunction with HOPWA Housing Assistance	0		
Total of Persons receiving Services but not with Housing Assistance	0		
Housing Placement Activities			
Permanent Housing Placement	0	0.00	0.00
Housing Information	0	0.00	0.00

MISCELLANEOUS CATEGORIES



**29. List of ACTIVITIES
(IDIS REPORT PR02)**



U.S. Department of Housing and Urban Development
 Office of Community Planning and Development
 Integrated Disbursement and Information System
 List of Activities By Program Year And Project
 DALLAS, TX

REPORT FOR CPD PROGRAM CDBG
 PGM YR ALL

Plan Year	IDIS Project	Project	IDIS Activity ID	Activity Name	Activity Status	Program	Funded Amount	Draw Amount	Balance
1994	1	CONVERTED HOME ACTIVITIES	391	7319 MARINGO	Canceled	CDBG	\$0.00	\$0.00	\$0.00
			1897	2426 VAGAS ST.	Completed	CDBG	\$0.00	\$0.00	\$0.00
			2032	3904 SCARSDALE	Canceled	CDBG	\$0.00	\$0.00	\$0.00
			2094	10637 DESDEMONA	Canceled	CDBG	\$0.00	\$0.00	\$0.00
			2251	3906 COPELAND	Canceled	CDBG	\$0.00	\$0.00	\$0.00
			2259	3304 POPLAR SPRINGS	Canceled	CDBG	\$0.00	\$0.00	\$0.00
			2952	TOWNE CENTER APARTMETNS	Open	CDBG	\$0.00	\$0.00	\$0.00
			3178	DAH P MORTGAGE ASSISTANCE PROGRAM	Canceled	CDBG	\$0.00	\$0.00	\$0.00
			3194	4432 LIZZY	Canceled	CDBG	\$0.00	\$0.00	\$0.00
			3224	QUEEN CITY - SD/FP INNERCITY	Canceled	CDBG	\$0.00	\$0.00	\$0.00
			3229	9440 LIPTON LANE	Canceled	CDBG	\$0.00	\$0.00	\$0.00
			3244	4412 LIZZY	Canceled	CDBG	\$0.00	\$0.00	\$0.00
			4615	ST PHILLIPS CHDO	Canceled	CDBG	\$0.00	\$0.00	\$0.00
		Project Total					\$0.00	\$0.00	\$0.00
	2	CONVERTED CDBG ACTIVITIES	2	CDBG COMMITTED FUNDS ADJUSTMENT	Open	CDBG	\$132,908,756.00	\$132,834,465.09	\$74,290.91
			2295	G890-CD4 WALKER CASH TRANSFER	Canceled	CDBG	\$0.00	\$0.00	\$0.00
			2296	G890-G71 WALKER CASH TRANSFER	Canceled	CDBG	\$0.00	\$0.00	\$0.00
			2297	G890-G81 WALKER CASH TRANSFER	Canceled	CDBG	\$0.00	\$0.00	\$0.00
			2298	G913-G48 DALLAS CITIZENS ADVOCACY	Completed	CDBG	\$0.00	\$0.00	\$0.00
			2299	G926-605 ENTERPRISE FOUNDATION-REVOLVING	Canceled	CDBG	\$0.00	\$0.00	\$0.00
			2300	G932-CD4 CD RISK LIABILITY	Completed	CDBG	\$0.00	\$0.00	\$0.00
			2301	G940-CD2 PEAK/BRYAN PL. COMM. MKT. INFR.	Completed	CDBG	\$0.00	\$0.00	\$0.00
			2302	G944-R93 HAMILTON PARK REC CTR	Completed	CDBG	\$0.00	\$0.00	\$0.00
			2303	G969-G21 SDED PROGRAM	Completed	CDBG	\$0.00	\$0.00	\$0.00
			2304	G969-G34 SDED PROGRAM	Completed	CDBG	\$0.00	\$0.00	\$0.00
			2305	G976-CD4 MINOR HOME REPAIR	Completed	CDBG	\$0.00	\$0.00	\$0.00
			2306	G977-CD4 HOME IMPROVEMENT PROGRAM	Completed	CDBG	\$0.00	\$0.00	\$0.00
			2307	G993-CD4 SDDC PROFESSIONAL TECH	Canceled	CDBG	\$0.00	\$0.00	\$0.00
			2308	G993-G21 SDED PROFESSIONAL SERVICES	Completed	CDBG	\$0.00	\$0.00	\$0.00
			2309	MUSEUM OF AFRICAN AMERICAN LIFE/CULTURE	Completed	CDBG	\$0.00	\$0.00	\$0.00
			2310	4557-CD5 NEIGHBORHOOD ST. IMPROVEMENT	Completed	CDBG	\$30,708.82	\$30,708.82	\$0.00
			2311	4558-CD5 CLEAN SOUTH DALLAS	Completed	CDBG	\$10,000.00	\$10,000.00	\$0.00
			2312	4559-CD5 AFTER-SCHOOL: VICKERY MEADOW	Completed	CDBG	\$0.00	\$0.00	\$0.00
			2313	4560-CD5 AFTER-SCHOOL: SKYVIEW ELEM.	Completed	CDBG	\$0.00	\$0.00	\$0.00
			2314	4561-CD5 PRINCE HALL APT AFTER SCHOOL	Completed	CDBG	\$0.00	\$0.00	\$0.00

U.S. Department of Housing and Urban Development
 Office of Community Planning and Development
 Integrated Disbursement and Information System
 List of Activities By Program Year And Project
 DALLAS, TX

Plan Year	IDIS Project	Project	IDIS Activity ID	Activity Name	Activity Status	Program	Funded Amount	Draw Amount	Balance
1994	2	CONVERTED CDBG ACTIVITIES	2315	4562-CD5 AFTER SCHOOL: ELISHA M. PEASE	Completed	CDBG	\$34.00	\$34.00	\$0.00
			2316	4563-CD5 N W HAWLEE AFTER SCHOOL	Completed	CDBG	\$0.00	\$0.00	\$0.00
			2317	4564-CD5 AFTER-SCHOOL: OBADIAH KNIGHT	Completed	CDBG	\$0.00	\$0.00	\$0.00
			2318	4565-CD5 AFTER-SCHOOL: LEILAH P. COWART	Completed	CDBG	\$0.00	\$0.00	\$0.00
			2319	4566-CD5 K B POLK AFTER SCHOOL	Completed	CDBG	\$0.00	\$0.00	\$0.00
			2320	4567-CD5 AFTER-SCHOOL: MARCUS REC.	Completed	CDBG	\$0.00	\$0.00	\$0.00
			2321	4568-CD5 AFTER-SCHOOL: DAVID G. BURNET	Completed	CDBG	\$0.00	\$0.00	\$0.00
			2322	4569-CD5 AFTER-SCHOOL: DAN D. ROGERS	Completed	CDBG	\$1,726.99	\$1,726.99	\$0.00
			2323	4570-CD5 AFTER-SCHOOL JOPPA AREA	Completed	CDBG	\$0.00	\$0.00	\$0.00
			2324	4571-CD5 AFTER-SCHOOL: BAYLES ELEM.	Completed	CDBG	\$0.00	\$0.00	\$0.00
			2325	4572-CD5 AFTER-SCHOOL: CLINTON B. RUSSELL	Completed	CDBG	\$0.00	\$0.00	\$0.00
			2326	4573-CD5 AFTER-SCHOOL: COCHRAN ELEM.	Completed	CDBG	\$0.00	\$0.00	\$0.00
			2327	4574-CD5 AFTER-SCHOOL: L.K. HALL	Completed	CDBG	\$0.00	\$0.00	\$0.00
			2328	4575-CD5 AFTER-SCHOOL: MACON ELEM.	Completed	CDBG	\$520.30	\$520.30	\$0.00
			2329	4576-CD5 AFTER-SCHOOL: WILLIAM TRAVIS	Completed	CDBG	\$0.00	\$0.00	\$0.00
			2330	4557-CD5 AFTER SCHOOL: STEPHEN FOSTER	Completed	CDBG	\$0.00	\$0.00	\$0.00
			2331	4578-CD5 CHILDREN AND YOUTH NATURE CAMP	Completed	CDBG	\$22,590.00	\$22,590.00	\$0.00
			2332	4579-CD5 COOPERATIVE GANG PREVENTION PRO	Completed	CDBG	\$73,826.00	\$73,826.00	\$0.00
			2333	4580-CD5 COCHRAN PARK SITE DEVELOPMENT	Completed	CDBG	\$32,168.70	\$32,168.70	\$0.00
			2334	CUMMINGS PARK SITE DEVELOPMENT	Completed	CDBG	\$138,122.92	\$138,122.92	\$0.00
			2335	FRUITDALE PARK SITE DEVELOPMENT	Completed	CDBG	\$48,731.75	\$48,731.75	\$0.00
			2336	J.J. LEMMON PARK SITE DEVELOPMENT	Completed	CDBG	\$79,415.00	\$79,415.00	\$0.00
			2337	KIDD SPRINGS PARK - SITE DEV & HVAC	Completed	CDBG	\$148,548.00	\$148,548.00	\$0.00
			2338	LINDSLEY PARK SITE DEVELOPMENT	Completed	CDBG	\$248,177.00	\$248,177.00	\$0.00
			2339	4586-CD5 N. OAK CLIFF BRANCH LIBRARY REN	Completed	CDBG	\$45,848.25	\$45,848.25	\$0.00
			2340	4587-CD5 PEMBERTON HILL SITE DEVELOPMENT	Completed	CDBG	\$49,791.60	\$49,791.60	\$0.00
			2341	PLEASANT OAKS REC CTR ADA IMPROVEMENTS	Completed	CDBG	\$32,356.00	\$32,356.00	\$0.00
			2342	LARRY JOHNSON RECREATION CENTER	Completed	CDBG	\$23,815.00	\$23,815.00	\$0.00
			2343	ROCHESTER PARK SITE DEVELOPMENT	Completed	CDBG	\$46,994.00	\$46,994.00	\$0.00
			2344	WILLIE B. JOHNSON REC. CTR.	Completed	CDBG	\$53,614.00	\$53,614.00	\$0.00
			2345	4592-CD5 SEND A KID TO CAMP	Completed	CDBG	\$0.00	\$0.00	\$0.00
			2346	ARLINGTON PARK OPEN AIR GYM	Completed	CDBG	\$26,374.06	\$26,374.06	\$0.00
			2347	4594-CD5 MAPLE AVENUE URBAN MAIN ST.	Canceled	CDBG	\$0.00	\$0.00	\$0.00
			2348	4595-CD5 MARTIN LUTHER KING BLVD URBAN	Completed	CDBG	\$3,727.00	\$3,727.00	\$0.00
			2349	4596-CD5 HISTORIC FACADE IMPROVEMENTS	Completed	CDBG	\$0.00	\$0.00	\$0.00
			2350	4597-CD5 HISTORIC PRESERVATION REVIEWS	Completed	CDBG	\$4,735.00	\$4,735.00	\$0.00
			2351	4598-CD5 INTOWN HOUSING IMPLEMENTATION	Completed	CDBG	\$0.00	\$0.00	\$0.00
			2352	4599-CD5 CD LEGAL SUPPORT	Completed	CDBG	\$0.00	\$0.00	\$0.00
			2353	4600-CD5 DOWNTOWN OAKCLIFF REVITALIZE	Completed	CDBG	\$12,012.00	\$12,012.00	\$0.00

U.S. Department of Housing and Urban Development
 Office of Community Planning and Development
 Integrated Disbursement and Information System
 List of Activities By Program Year And Project
 DALLAS, TX

Plan Year	IDIS Project	Project	IDIS Activity ID	Activity Name	Activity Status	Program	Funded Amount	Draw Amount	Balance
1994	2	CONVERTED CDBG ACTIVITIES	2354	4601-CD5 ENTERPRISE ZONE ECO. EMPOWERMT.	Completed	CDBG	\$4,892.29	\$4,892.29	\$0.00
			2355	4602-CD5 ECONOMIC DEVELOPMENT DEMO LOANS	Completed	CDBG	\$48,181.00	\$48,181.00	\$0.00
			2356	4603-CD5 ECONOMIC EMPOWERMENT PROGRAM	Completed	CDBG	\$0.00	\$0.00	\$0.00
			2357	4604-CD5 S. DALLAS ECO. DEV/BUSN LOAN	Completed	CDBG	\$214,701.00	\$214,701.00	\$0.00
			2358	4605-CD5 SDDC PROGRAM ADMIN	Completed	CDBG	\$0.00	\$0.00	\$0.00
			2359	4606-CD5 SDDC PROF TECH SERVICE	Completed	CDBG	\$21,087.00	\$21,087.00	\$0.00
			2360	4607-CD5 S. DALLAS ECO. DEV. COMP. & EVA	Completed	CDBG	\$1,162.00	\$1,162.00	\$0.00
			2361	4608-CD5	Canceled	CDBG	\$0.00	\$0.00	\$0.00
			2362	4609-CD5 W DALLAS OCCUPATIONAL TRAINING	Completed	CDBG	\$45,051.00	\$45,051.00	\$0.00
			2363	4610-CD5 CD RISK LIABILITY	Completed	CDBG	\$0.00	\$0.00	\$0.00
			2364	4611-CD5 DEDICATED SAFE EXP. INSP. SUPP.	Completed	CDBG	\$795.00	\$795.00	\$0.00
			2365	4612-CD5 DEDICATED SAFE EXPANSION CODE	Completed	CDBG	\$24,121.00	\$24,121.00	\$0.00
			2366	4613-CD5 PRO-ACTIVE CODE ENFORCEMENT	Completed	CDBG	\$2,619.82	\$2,619.82	\$0.00
			2367	4614-CD5 RELOCATION	Completed	CDBG	\$400,000.00	\$400,000.00	\$0.00
			2368	WALKER CODE ENFORCEMENT CASE WORKER FAM	Completed	CDBG	\$0.00	\$0.00	\$0.00
			2369	4616-CD5 WALKER-CODE ENFORCEMENT CASE	Completed	CDBG	\$0.00	\$0.00	\$0.00
			2370	4617-CD5 WALKER- CODE ENFORCEMENT - ADD	Completed	CDBG	\$0.00	\$0.00	\$0.00
			2371	4618-CD5 VOLUNTEERS IN PLUMBING	Completed	CDBG	\$7,738.44	\$7,738.44	\$0.00
			2372	4622-CD5 HERITAGE ALLIANCE FOR ECO. DEV.	Completed	CDBG	\$0.00	\$0.00	\$0.00
			2373	0769-CD4 AFTER SCHOOL: LEILAH P. COWART	Completed	CDBG	\$0.00	\$0.00	\$0.00
			2374	4501-CD5 ADOLESCENT SUBSTANCE ABUSE	Completed	CDBG	\$0.00	\$0.00	\$0.00
			2375	4502-CD5 ADOLESCENT GANG INTERVENTION PR	Completed	CDBG	\$5,758.54	\$5,758.54	\$0.00
			2376	4503-CD5 ADOLESCENT HEALTH SERVICES	Completed	CDBG	\$34,011.68	\$34,011.68	\$0.00
			2377	4504-CD5 ADULT SUBSTANCE ABUSE	Completed	CDBG	\$19,423.00	\$19,423.00	\$0.00
			2378	4505-CD5 AIDS EARLY INT/CASE MGMT/DAY	Completed	CDBG	\$33,280.80	\$33,280.80	\$0.00
			2379	AIDS EARLY INT/CASE NGNT/DAYCARE -YOUTH	Completed	CDBG	\$86,421.10	\$86,421.10	\$0.00
			2380	4507-CD5 AIDS ED. FOR LOWER INCOME INDIV	Completed	CDBG	\$0.00	\$0.00	\$0.00
			2381	4508-CD5 AIDS RSRC. CTR. HUMAN UNDERSTA.	Canceled	CDBG	\$0.00	\$0.00	\$0.00
			2382	4509-CD5 YOUTH-RELATED SOC. SERV.	Completed	CDBG	\$29,250.00	\$29,250.00	\$0.00
			2383	4510-CD5 CHILD CARE SERVICES PROGRAM	Completed	CDBG	\$16,832.16	\$16,832.16	\$0.00
			2384	4511-CD5 CITY ADOLESCENT HEALTH SERVICES	Completed	CDBG	\$0.00	\$0.00	\$0.00
			2385	4512-CD5 CITY CHILD CARE SERVICES	Completed	CDBG	\$0.00	\$0.00	\$0.00
			2386	4513-CD5 CITY GERIATRIC CRISIS INTERVENT	Completed	CDBG	\$0.00	\$0.00	\$0.00
			2387	4514-CD5 CITY OFFICE OF SENIOR AFFAIRS	Completed	CDBG	\$0.00	\$0.00	\$0.00
			2388	4515-CD5 CLINICAL DENTAL CARE	Completed	CDBG	\$0.00	\$0.00	\$0.00
			2389	4516-CD5 DAY RESOURCE CENTER RENOVATION	Completed	CDBG	\$25,562.00	\$25,562.00	\$0.00
			2390	4517-CD5 DOMESTIC VIOLENCE ASSISTANCE	Completed	CDBG	\$3,414.00	\$3,414.00	\$0.00

U.S. Department of Housing and Urban Development
 Office of Community Planning and Development
 Integrated Disbursement and Information System
 List of Activities By Program Year And Project
 DALLAS, TX

Plan Year	IDIS Project	Project	IDIS Activity ID	Activity Name	Activity Status	Program	Funded Amount	Draw Amount	Balance
1994	2	CONVERTED CDBG ACTIVITIES	2391	4518-CD5 EMPLOYMENT ASSISTANCE PROG.	Completed	CDBG	\$9,532.00	\$9,532.00	\$0.00
			2392	4519-CD5 HEALTH CONTRACT MONITORING	Completed	CDBG	\$0.00	\$0.00	\$0.00
			2393	4520-CD5 HOSPICE/RESPITE CARE/CHILDREN	Completed	CDBG	\$0.00	\$0.00	\$0.00
			2394	4521-CD5 I AM THAT I AM TRAINING CTR ACQ	Completed	CDBG	\$35,000.00	\$35,000.00	\$0.00
			2395	4522-CD5 MLK, JR. COMMUNITY CTR. RENOV.	Completed	CDBG	\$285,000.00	\$285,000.00	\$0.00
			2396	4523-CD5 NEIGHBORHOOD ANTI-DRUG PROGRAM	Completed	CDBG	\$0.00	\$0.00	\$0.00
			2397	4524-CD5 SENIOR SERVICES PROGRAM	Completed	CDBG	\$6,833.00	\$6,833.00	\$0.00
			2398	4525-CD5 SOUTH DALLAS HEALTH ACCESS ACQ.	Completed	CDBG	\$0.00	\$0.00	\$0.00
			2399	4526-CD5 TEEN VIOLENCE-VICTIM OUTREACH	Completed	CDBG	\$0.00	\$0.00	\$0.00
			2400	4527-CD5 W. DLS MULTIPURPOSE CTR. RENOV.	Completed	CDBG	\$36,448.28	\$36,448.28	\$0.00
			2401	4528-CD5 YOUTH AND FAMILY SUPPORT SERV.	Completed	CDBG	\$840.11	\$840.11	\$0.00
			2402	YOUTH JOB TRAINING PLEASANT WOOD/P. GROV	Completed	CDBG	\$15,709.00	\$15,709.00	\$0.00
			2403	4530-CD5 YOUTH JOB TRAINING	Completed	CDBG	\$0.00	\$0.00	\$0.00
			2404	4531-CD5 PEOPLE HELPING PEOPLE	Completed	CDBG	\$32.49	\$32.49	\$0.00
			2405	4531-1-CD5 PEOPLE HELP PEOPLE	Completed	CDBG	\$0.00	\$0.00	\$0.00
			2406	CD5 PEOPLE HELPING PEOPLE	Completed	CDBG	\$43,000.00	\$43,000.00	\$0.00
			2407	4532-CD5 HOME IMPROVEMENT PROGRAM	Completed	CDBG	\$93,022.00	\$93,022.00	\$0.00
			2408	4533-CD5 HOUSING ASSISTANCE SUPPORT	Completed	CDBG	\$435.00	\$435.00	\$0.00
			2409	Unknown	Completed	CDBG	\$0.00	\$0.00	\$0.00
			2410	4534-CD5 HOUSING DEV SUPPORT	Completed	CDBG	\$0.00	\$0.00	\$0.00
			2411	Unknown	Completed	CDBG	\$0.00	\$0.00	\$0.00
			2412	Unknown	Completed	CDBG	\$0.00	\$0.00	\$0.00
			2413	4535-CD5 HOUSING MANAGEMENT SUPPORT	Completed	CDBG	\$36.00	\$36.00	\$0.00
			2414	4536-CD5 INFILL HOUSE PROGRAM	Completed	CDBG	\$0.00	\$0.00	\$0.00
			2415	4537-CD5 MINOR HOME REPAIR	Completed	CDBG	\$0.00	\$0.00	\$0.00
			2416	4538-CD5 RENTAL HOUSING PRESERVATION	Completed	CDBG	\$84,511.00	\$84,511.00	\$0.00
			2417	4539-CD5 S. DALLAS/ FAIR PARK MINOR HOME	Completed	CDBG	\$0.00	\$0.00	\$0.00
			2418	4540-CD5 TEMPORARY EMERGENCY HOUSING	Completed	CDBG	\$0.00	\$0.00	\$0.00
			2419	4541-CD5 WALKER-HOME IMPROVEMENT PROGRAM	Completed	CDBG	\$0.00	\$0.00	\$0.00
			2420	4542-CD5 WALKER-MINOR HOME REPAIR WEST	Completed	CDBG	\$0.00	\$0.00	\$0.00
			2421	45431CD5 DEEP ELLUM LOFTS	Canceled	CDBG	\$0.00	\$0.00	\$0.00
			2422	45432CD5 MAJESTIC LOFTS	Canceled	CDBG	\$0.00	\$0.00	\$0.00
			2423	45433CD5 AMERICAN BEAUTY MILL	Canceled	CDBG	\$0.00	\$0.00	\$0.00
			2424	4543 CD5 SECTION 108 REPAYMENTS	Completed	CDBG	\$0.00	\$0.00	\$0.00
			2425	CD FINANCIAL MANAGEMENT	Completed	CDBG	\$0.00	\$0.00	\$0.00
			2426	INDIRECT COSTS	Completed	CDBG	\$0.00	\$0.00	\$0.00
			2427	WALKER CASH TRANSFER	Canceled	CDBG	\$0.00	\$0.00	\$0.00
			2428	4547-CD5 WALKER-RENT OPTION	Completed	CDBG	\$0.00	\$0.00	\$0.00

U.S. Department of Housing and Urban Development
 Office of Community Planning and Development
 Integrated Disbursement and Information System
 List of Activities By Program Year And Project
 DALLAS, TX

Plan Year	IDIS Project	Project	IDIS Activity ID	Activity Name	Activity Status	Program	Funded Amount	Draw Amount	Balance
1994	2	CONVERTED CDBG ACTIVITIES	2429	4548-CD5 WALKER HOUSING COMPLIANCE	Completed	CDBG	\$0.00	\$0.00	\$0.00
			2430	4549-CD5 WALKER-SEED MONEY FOR NON-PROFT	Completed	CDBG	\$0.00	\$0.00	\$0.00
			2431	4550-CD5 COMPLIANCE, EVAL., & CONS. PLAN	Completed	CDBG	\$0.00	\$0.00	\$0.00
			2432	4551-CD5 HUD PROGRAMS OVERSIGHT	Completed	CDBG	\$0.00	\$0.00	\$0.00
			2433	4552-CD5 CD AUDITS	Completed	CDBG	\$27,549.86	\$27,549.86	\$0.00
			2434	4553-CD5 CITIZEN PART./CDC SUPPORT	Completed	CDBG	\$0.00	\$0.00	\$0.00
			2435	4554-CD5 WALKER-FAIR HOUSING ENFORC.	Completed	CDBG	\$445.00	\$445.00	\$0.00
			2436	4555-CD5 WALKER FAIR HOUSING COMPLIANCE	Completed	CDBG	\$2,486.00	\$2,486.00	\$0.00
			2437	4688-CD4 NRP-F-EXLINE PARK	Completed	CDBG	\$8,215.24	\$8,215.24	\$0.00
			2438	4689-CD5 NRP-F-WHEATLEY PARK	Completed	CDBG	\$6,197.83	\$6,197.83	\$0.00
			2439	4690-CD5 NRP-F-LAGOW PARK	Completed	CDBG	\$2,907.70	\$2,907.70	\$0.00
			2440	4691-CD5 NRP-A-YOUTH PUBLIC SERVICE	Completed	CDBG	\$19,010.41	\$19,010.41	\$0.00
			2441	4692-CD5 NRP-A-NON YOUTH PUBLIC SERVICES	Completed	CDBG	\$59,883.00	\$59,883.00	\$0.00
			2442	4693-CD5 NRP B YOUTH PUB SERVICE	Completed	CDBG	\$385.22	\$385.22	\$0.00
			2443	4694-CD5 NRP-B-POLICE MOBILE STOREFRONT	Completed	CDBG	\$11,408.39	\$11,408.39	\$0.00
			2444	4695-CD5 NRP-B-YOUTH PUBLIC SERVICES	Completed	CDBG	\$5,683.94	\$5,683.94	\$0.00
			2445	4696-CD5 NRP-B-NON-YOUTH PUBLIC SERVICES	Completed	CDBG	\$8,082.14	\$8,082.14	\$0.00
			2446	4697-CD5 NRP-C-YOUTH PUBLIC SERVICES	Completed	CDBG	\$13,152.22	\$13,152.22	\$0.00
			2447	4698-CD5 NRP-C-NON YOUTH PUBLIC SERVICES	Completed	CDBG	\$15,864.25	\$15,864.25	\$0.00
			2448	4699-CD5 NRP-D-YOUTH PUBLIC SERVICE	Canceled	CDBG	\$0.00	\$0.00	\$0.00
			2449	4700-CD5 NRP-D-POLICE MOBILE STOREFRONT	Completed	CDBG	\$18,618.23	\$18,618.23	\$0.00
			2450	4701-CD5 NRP-E-YOUTH PUBLIC SERVICE	Completed	CDBG	\$899.94	\$899.94	\$0.00
			2451	4702-CD5 NRP-E-NON-YOUTH PUBLIC SERVICES	Completed	CDBG	\$2,486.31	\$2,486.31	\$0.00
			2452	4703-CD5 NRP-F-YOUTH PUBLIC SERVICE	Completed	CDBG	\$7,850.01	\$7,850.01	\$0.00
			2453	4704-CD5 NRP-F-NON-YOUTH PUBLIC SERVICE	Completed	CDBG	\$8,315.00	\$8,315.00	\$0.00
			2454	R95 RENTAL HOUSING PRESERVATION	Completed	CDBG	\$4,130,741.00	\$4,130,741.00	\$0.00
			2455	4735-R95 SUBSTANDARD HOUSING REPAIR	Completed	CDBG	\$250,000.00	\$250,000.00	\$0.00
			2456	4736-R95 CODE ENFORCEMENT	Completed	CDBG	\$3,684,930.00	\$3,684,930.00	\$0.00
			2457	4737-R95 ENGINEERING SERVICES CDBG	Completed	CDBG	\$47,653.73	\$47,653.73	\$0.00
			2458	4738-R95 ENGINEERING SERVICES FOR CDBG	Completed	CDBG	\$176,829.68	\$176,829.68	\$0.00
			2459	4739-R95 KIDD SPRINGS REC. CTR ROOF REPL	Completed	CDBG	\$73,808.71	\$73,808.71	\$0.00
			2460	LANCASTER KIEST BRANCH LIBRARY REPAIR	Completed	CDBG	\$57,059.63	\$57,059.63	\$0.00
			2461	4741-R95 BECKLEY-SANER RECREATION CTR	Completed	CDBG	\$52,822.00	\$52,822.00	\$0.00
			2462	4742-R95 NASH/DAVIS RECREATION CENTER	Completed	CDBG	\$36,310.00	\$36,310.00	\$0.00
			2463	4743-R95 J.C. PHELPS REC. CTR. RENOV.	Completed	CDBG	\$59,319.00	\$59,319.00	\$0.00
			2464	5961-R95 S. DALLAS ECO. DEV. LOAN RESERV	Completed	CDBG	\$150,000.00	\$150,000.00	\$0.00
			2465	5962-R95 N. OAK CLIFF BRANCH LIBRARY	Completed	CDBG	\$38,226.00	\$38,226.00	\$0.00
			2466	5963-R95 DALLAS W. BRANCH LIBRARY RENOV.	Completed	CDBG	\$18,537.87	\$18,537.87	\$0.00
			2467	5964-R95 LAKEWOOD BRANCH LIBRARY RENOV.	Completed	CDBG	\$65,980.00	\$65,980.00	\$0.00

U.S. Department of Housing and Urban Development
 Office of Community Planning and Development
 Integrated Disbursement and Information System
 List of Activities By Program Year And Project
 DALLAS, TX

Plan Year	IDIS Project	Project	IDIS Activity ID	Activity Name	Activity Status	Program	Funded Amount	Draw Amount	Balance
1994	2	CONVERTED CDBG ACTIVITIES	2468	K B POLK RECREATION CENTER ADDITION	Completed	CDBG	\$245,788.84	\$245,788.84	\$0.00
			2469	5966-R95 ARLINGTON PARK JOGGING TRAIL	Completed	CDBG	\$162,000.00	\$162,000.00	\$0.00
			2470	WALKER FAIR HOU ENFORCE ADD	Completed	CDBG	\$0.00	\$0.00	\$0.00
			2471	6038-CD4 WALKER-FAIR HOUSING ADDED	Completed	CDBG	\$32,551.00	\$32,551.00	\$0.00
			2472	6039-CD3 WALKER HOU COMPLIANCE	Completed	CDBG	\$0.00	\$0.00	\$0.00
			2473	WALKER HOUSING COMPLIANCE	Completed	CDBG	\$0.00	\$0.00	\$0.00
			2474	6041-CD4 WALKER CODE ENFORCE FAM	Completed	CDBG	\$0.00	\$0.00	\$0.00
			2475	6043-CD4 WALKER CODE ENFORCE WEST	Completed	CDBG	\$0.00	\$0.00	\$0.00
			2476	6067-CD4 WALKER-FAIR HOUSING ENFORC.	Completed	CDBG	\$2,538.00	\$2,538.00	\$0.00
			2477	6067-G71 WALKER FAIR HOU ENFORCE	Completed	CDBG	\$0.00	\$0.00	\$0.00
			2478	6067-G81 WALKER FAIR HOU ENFORCEMENT	Completed	CDBG	\$0.00	\$0.00	\$0.00
			2479	6082-CD3 PRO-ACTIVE CODE ENFORCEMENT	Completed	CDBG	\$0.00	\$0.00	\$0.00
			2480	6082-CD4 PRO-ACTIVE CODE ENFORCEMENT	Completed	CDBG	\$0.00	\$0.00	\$0.00
			2481	6102-G21 ECONOMIC DEVELOPMENT DEMO	Completed	CDBG	\$0.00	\$0.00	\$0.00
			2482	C. D. PROGRAM INCOME	Canceled	CDBG	\$0.00	\$0.00	\$0.00
			2483	6189-CD4 WALKER-CODE ENFORCEMENT-ADDED	Completed	CDBG	\$0.00	\$0.00	\$0.00
			2484	6219-CD4 CITY OFFICE OF SENIOR AFFAIRS	Completed	CDBG	\$0.00	\$0.00	\$0.00
			2485	6223-CD4 HOU ASSIST SUPPORT	Completed	CDBG	\$0.00	\$0.00	\$0.00
			2486	6224-CD4 HOU DEVELOP SUPPORT	Completed	CDBG	\$0.00	\$0.00	\$0.00
			2487	6224-4-CD3 HOU DEVELOP SUPPORT	Completed	CDBG	\$0.00	\$0.00	\$0.00
			2488	6228-CD4 PEOPLE-HELPING-PEOPLE	Completed	CDBG	\$0.00	\$0.00	\$0.00
			2489	PEOPLE HELPING PEOPLE	Completed	CDBG	\$0.00	\$0.00	\$0.00
			2490	PROPLE HELPING PEOPLE	Completed	CDBG	\$0.00	\$0.00	\$0.00
			2491	PEOPLE HELPING PEOPLE	Completed	CDBG	\$0.00	\$0.00	\$0.00
			2492	HOU MANAGEMENT SUPPORT SERVICE	Completed	CDBG	\$0.00	\$0.00	\$0.00
			2493	6231-CD4 HOUSING DEVELOPMENT SUPPORT	Completed	CDBG	\$0.00	\$0.00	\$0.00
			2494	HOU MANAGEMENT SUPPORT SERVICE	Completed	CDBG	\$0.00	\$0.00	\$0.00
			2495	CITY CHILD CARE SERVICES	Canceled	CDBG	\$0.00	\$0.00	\$0.00
			2496	6233-CD4 CITY CHILD CARE SERVICES	Completed	CDBG	\$0.00	\$0.00	\$0.00
			2497	Unknown	Completed	CDBG	\$0.00	\$0.00	\$0.00
			2498	6235-CD4 CITY ADOLESCENT HEALTH	Completed	CDBG	\$0.00	\$0.00	\$0.00
			2499	Unknown	Completed	CDBG	\$0.00	\$0.00	\$0.00
			2500	6240-CD4 HEALTH CARE MONITORING	Completed	CDBG	\$0.00	\$0.00	\$0.00
			2501	6240-G81 HEALTH CONTRACT MONITORING	Completed	CDBG	\$0.00	\$0.00	\$0.00
			2502	6255-CD3 NRP-BURGLAR BAR RETROFIT/SMOKE	Canceled	CDBG	\$0.00	\$0.00	\$0.00
			2503	6258-CD4 CD LEGAL SUPPORT	Completed	CDBG	\$0.00	\$0.00	\$0.00
			2504	6259-CD2 CD PROGRAM OVERSIGHT	Completed	CDBG	\$0.00	\$0.00	\$0.00
			2505	6259-CD3 CD PROGRAM OVERSIGHT	Completed	CDBG	\$0.00	\$0.00	\$0.00
			2506	6259-CD4 HUD PROGRAM OVERSIGHT	Completed	CDBG	\$0.00	\$0.00	\$0.00

U.S. Department of Housing and Urban Development
 Office of Community Planning and Development
 Integrated Disbursement and Information System
 List of Activities By Program Year And Project
 DALLAS, TX

Plan Year	IDIS Project	Project	IDIS Activity ID	Activity Name	Activity Status	Program	Funded Amount	Draw Amount	Balance
1994	2	CONVERTED CDBG ACTIVITIES	2507	6259-G81 CD PROGRAM OVERSIGHT	Completed	CDBG	\$0.00	\$0.00	\$0.00
			2508	6262-CD4 HOU PROGRAM ADMIN	Completed	CDBG	\$0.00	\$0.00	\$0.00
			2509	6265-CD4 CD FINANCIAL MGMT	Completed	CDBG	\$0.00	\$0.00	\$0.00
			2510	6265-G81 CD FINANCIAL MGMT	Completed	CDBG	\$0.00	\$0.00	\$0.00
			2511	6272-CD3 HISTORIC PRESERVATION REVIEW	Completed	CDBG	\$0.00	\$0.00	\$0.00
			2512	HISTORIC PRESERVATION REVIEW/MITIGATION	Completed	CDBG	\$2,860.02	\$2,860.02	\$0.00
			2513	6272-R92 HISTORIC PRESERVATION	Completed	CDBG	\$0.00	\$0.00	\$0.00
			2514	6518-CD4 COMPLIANCE AND EVALUTION PRO.	Completed	CDBG	\$0.00	\$0.00	\$0.00
			2515	6518-G81 COMPLIANCE AND EVAL	Completed	CDBG	\$0.00	\$0.00	\$0.00
			2516	6709-CD3 RELOCATION/REPLACEMENT HOUSING	Completed	CDBG	\$0.00	\$0.00	\$0.00
			2517	6709-CD4 RELOCATION	Completed	CDBG	\$134,311.00	\$134,311.00	\$0.00
			2518	6723-CD3 ENTERPRISE ZONE ECONOMIC	Canceled	CDBG	\$0.00	\$0.00	\$0.00
			2519	ENTERPRISE ZONE ECONOMIC EMPOWERMENT	Completed	CDBG	\$650.00	\$650.00	\$0.00
			2520	ENTERPRISE ZONE ECO. EMPOWERMENT PROGRAM	Canceled	CDBG	\$0.00	\$0.00	\$0.00
			2521	6778-CD2 FUNDS AVAIL FOR REPROGRAMMING	Completed	CDBG	\$0.00	\$0.00	\$0.00
			2522	6784-R93 FAIR PARK/MLK STREET	Canceled	CDBG	\$0.00	\$0.00	\$0.00
			2523	6785-R93 YOUTH/JUVENILE INITIATIVES	Completed	CDBG	\$0.00	\$0.00	\$0.00
			2524	6786-R93 AFTER SCHOOL PROGRAMS	Completed	CDBG	\$0.00	\$0.00	\$0.00
			2525	7651-CD4 DOWNTOWN OAK CLIFF REVITAL	Completed	CDBG	\$0.00	\$0.00	\$0.00
			2526	CREDIT	Canceled	CDBG	\$0.00	\$0.00	\$0.00
			2527	G780-G34 AIDS FUNDING CONCEPT	Completed	CDBG	\$0.00	\$0.00	\$0.00
			2528	G781-CD3 GREATER DALLAS FOUND-HOUSING	Completed	CDBG	\$0.00	\$0.00	\$0.00
			2529	G781-CD4 HOUSING OUTREACH PROGRAM	Completed	CDBG	\$2,145.00	\$2,145.00	\$0.00
			2530	G782-G43 NEIGHBORHOOD REVITAL CONCEPTS	Completed	CDBG	\$0.00	\$0.00	\$0.00
			2531	G787-CD4 BETHLEHEM FOUNDATION CONCEPT	Completed	CDBG	\$0.00	\$0.00	\$0.00
			2532	RENTAL HOUSING PRESERVATION	Completed	CDBG	\$199,868.37	\$199,868.37	\$0.00
			2533	G798-CD4 HOMELESS ASSISTANCE	Completed	CDBG	\$0.00	\$0.00	\$0.00
			2534	G814-CD4 SEND A KID TO CAMP	Completed	CDBG	\$0.00	\$0.00	\$0.00
			2535	G823-CD4 PLEASANT OAKS REC. CTR. ROOF	Completed	CDBG	\$0.00	\$0.00	\$0.00
			2536	G826-CD3 HOME OWNERSHIP COUNSELING	Completed	CDBG	\$8,915.00	\$8,915.00	\$0.00
			2537	G834-CD4 GRAWYLER PARK PLAYGROUND	Completed	CDBG	\$0.00	\$0.00	\$0.00
			2538	WINNETKA PARK PLAYGROUND	Completed	CDBG	\$8,632.00	\$8,632.00	\$0.00
			2539	HIGHLAND HILLS (TOMMIE ALLEN) PARK TRAIL	Completed	CDBG	\$3,582.48	\$3,582.48	\$0.00
			2540	G839-CD4 PEARY PARK PLAYGROUND CONST.	Completed	CDBG	\$5,773.00	\$5,773.00	\$0.00
			2541	G845-G81 WALKER-ECO DEV DEMONSTRA FUNDS	Completed	CDBG	\$115,225.82	\$115,225.82	\$0.00
			2542	G846-CD4 NUESTRO CENTRO CENTER RENOV.	Completed	CDBG	\$0.00	\$0.00	\$0.00
			2543	G848-G81 KOREAN CENTER	Completed	CDBG	\$0.00	\$0.00	\$0.00
			2544	G853-CD4 BONNIEVIEW STORM DRAINAGE	Completed	CDBG	\$0.00	\$0.00	\$0.00

U.S. Department of Housing and Urban Development
 Office of Community Planning and Development
 Integrated Disbursement and Information System
 List of Activities By Program Year And Project
 DALLAS, TX

Plan Year	IDIS Project	Project	IDIS Activity ID	Activity Name	Activity Status	Program	Funded Amount	Draw Amount	Balance
1994	2	CONVERTED CDBG ACTIVITIES	2545	G854-CD4 TIPS BLVD/STARKS ELEM. SCHOOL	Completed	CDBG	\$0.00	\$0.00	\$0.00
			2546	G863-CD4 CD AUDITS	Completed	CDBG	\$0.00	\$0.00	\$0.00
			2547	INFILL HOUSING PROGRAM	Completed	CDBG	\$160,754.07	\$160,754.07	\$0.00
			2548	INFILL HOUSING	Completed	CDBG	\$96,091.15	\$96,091.15	\$0.00
			2549	G878-CD4 BETHLEHEM FOUNDATION	Completed	CDBG	\$0.00	\$0.00	\$0.00
			2550	G881-G71 WALKER - PLAYSLABS & TOTLOTS W.	Completed	CDBG	\$131,979.70	\$131,979.70	\$0.00
			2551	G881-G81 WALKER-PLAYSLABS & TOTLOTS WEST	Completed	CDBG	\$17,480.00	\$17,480.00	\$0.00
			2552	G882-CD4 WALKER MINOR HOME REP WEST	Completed	CDBG	\$0.00	\$0.00	\$0.00
			2553	G883-CD4 WALKER -MINOR HOME REPAIR FAMIL	Completed	CDBG	\$0.00	\$0.00	\$0.00
			2554	G884-CD4 WALKER HIP WEST	Completed	CDBG	\$0.00	\$0.00	\$0.00
			2555	G885-CD4 WALKER- HOME IMPROVEMENT PROGRA	Completed	CDBG	\$17,500.00	\$17,500.00	\$0.00
			2556	G886-CD4 WALKER SEED MONEY	Completed	CDBG	\$0.00	\$0.00	\$0.00
			2557	G887-G71 WALKER-SECURITY LIGHTING-WEST	Completed	CDBG	\$134,147.00	\$134,147.00	\$0.00
			2558	G887-G81 WALKER-SECURITY LIGHTING WEST	Canceled	CDBG	\$0.00	\$0.00	\$0.00
			2559	G888-G81 WALKER SECURITY LIGHTING	Completed	CDBG	\$0.00	\$0.00	\$0.00
			2560	G889-CD3 WALKER RENT OPTION	Completed	CDBG	\$0.00	\$0.00	\$0.00
			2561	G889-CD4 WALKER RENT OPTION	Completed	CDBG	\$0.00	\$0.00	\$0.00
			2562	G889-G71 WALKER RENT OPTION	Completed	CDBG	\$0.00	\$0.00	\$0.00
			2563	G890-CD2 WALKER CASH TRANSFER	Canceled	CDBG	\$0.00	\$0.00	\$0.00
			2564	G890-CD3 WALKER CASH TRANSFER	Canceled	CDBG	\$0.00	\$0.00	\$0.00
			2565	0641-CD3 NON-PROFIT CAPACITY	Canceled	CDBG	\$0.00	\$0.00	\$0.00
			2566	0642-CD3 SD/FP MINOR HOME REPAIR	Completed	CDBG	\$0.00	\$0.00	\$0.00
			2567	0642-CD4 SD/FP MINOR HOME REPAIR	Completed	CDBG	\$0.00	\$0.00	\$0.00
			2568	0643-CD3 S DALLAS BUS LOAN RESERVE	Completed	CDBG	\$0.00	\$0.00	\$0.00
			2569	0643-CD4 S. DALLAS ECO. DEV.LOAN RESERVE	Completed	CDBG	\$125,000.00	\$125,000.00	\$0.00
			2570	0643-R93 S DALLAS BUSN LOAN RESERVE	Completed	CDBG	\$0.00	\$0.00	\$0.00
			2571	0644-CD3 LANCASTER KIEST BRANCH LIBRARY	Completed	CDBG	\$81,254.06	\$81,254.06	\$0.00
			2572	0645-CD3 COOPERATIVE GANG PREVENTION	Completed	CDBG	\$1,019.00	\$1,019.00	\$0.00
			2573	0645-CD4 COPPERATIVE GANG PREVENTION PR.	Completed	CDBG	\$48,384.18	\$48,384.18	\$0.00
			2574	0646-CD3 CRAWFORD-ELAM PARK EROSION CONT	Completed	CDBG	\$0.00	\$0.00	\$0.00
			2575	0648-CD3 JAYCEE ZARAGOZA RENOV. DESIGN I	Completed	CDBG	\$0.00	\$0.00	\$0.00
			2576	0648-CD4 JAYCEE/ZARAGOZA CTR. RENOV.	Completed	CDBG	\$0.00	\$0.00	\$0.00
			2577	0650-CD3 LINDSEY PARK IMPROVEMENTS	Completed	CDBG	\$0.00	\$0.00	\$0.00
			2578	0651-CD3 FIRE TRAINING RENOVATION	Completed	CDBG	\$0.00	\$0.00	\$0.00
			2579	0651-CD4 ARLINGTON PARK REC CTR IMPVMTS	Completed	CDBG	\$2,973.80	\$2,973.80	\$0.00
			2580	0652-CD2 LAKE CLIFF PARK	Canceled	CDBG	\$0.00	\$0.00	\$0.00
			2581	0652-CD3 LAKE CLIFF PARK	Completed	CDBG	\$0.00	\$0.00	\$0.00
			2582	0654-CD3 HISTORIC FACADE IMPROVEMENTS	Completed	CDBG	\$6,697.00	\$6,697.00	\$0.00

U.S. Department of Housing and Urban Development
 Office of Community Planning and Development
 Integrated Disbursement and Information System
 List of Activities By Program Year And Project
 DALLAS, TX

Plan Year	IDIS Project	Project	IDIS Activity ID	Activity Name	Activity Status	Program	Funded Amount	Draw Amount	Balance
1994	2	CONVERTED CDBG ACTIVITIES	2583	0655-CD3 ENTERPRISE ZONE DEVELOP	Completed	CDBG	\$0.00	\$0.00	\$0.00
			2584	0656-CD4 LATE NIGHT REC CENTER	Completed	CDBG	\$0.00	\$0.00	\$0.00
			2585	0657-CD3 ECONOMIC DEVELOPMENT LOAN PROG.	Canceled	CDBG	\$0.00	\$0.00	\$0.00
			2586	0657-CD4 ECONOMIC DEVELOPMENT	Canceled	CDBG	\$0.00	\$0.00	\$0.00
			2587	0658-CD3 IN-TOWN HOUSING PRE-DEVELOPMENT	Completed	CDBG	\$63,313.79	\$63,313.79	\$0.00
			2588	INTOWN HOUSING IMPLEMENTATION	Completed	CDBG	\$0.00	\$0.00	\$0.00
			2589	0659-CD4 ECONOMIC DEVELOPMENT DEP.	Completed	CDBG	\$0.00	\$0.00	\$0.00
			2590	0661-CD4 NEIGHBORHOOD REN PARTNERSHIP	Canceled	CDBG	\$0.00	\$0.00	\$0.00
			2591	0663-CD4 DEDICATED SAFE EXP. INSP. SUPP.	Completed	CDBG	\$0.00	\$0.00	\$0.00
			2592	0664-CD4 DEDICATED SAFE CODE	Completed	CDBG	\$0.00	\$0.00	\$0.00
			2593	0666-CD4 AFTER SCHOOL PROGRAM- DAVID BUR	Completed	CDBG	\$0.00	\$0.00	\$0.00
			2594	0667-CD4 ECONOMIC EMPOWERMENT PROGRAM	Completed	CDBG	\$13,884.00	\$13,884.00	\$0.00
			2595	HERITAGE ALLIANCE FOR ECO DEVELOPMENT	Completed	CDBG	\$0.00	\$0.00	\$0.00
			2596	0672-CD4 AFTER SCHOOL- VICKERY MEADOWS	Completed	CDBG	\$0.00	\$0.00	\$0.00
			2597	0673-CD4 MAPLE AVENUE URBAN MAIN STREET	Canceled	CDBG	\$0.00	\$0.00	\$0.00
			2598	0674-CD4 MLK URBAN MAIN STREET	Completed	CDBG	\$0.00	\$0.00	\$0.00
			2599	0675-CD4 HOSPICE/RESPITE	Completed	CDBG	\$0.00	\$0.00	\$0.00
			2600	0676-CD4 AIDS EARLY INT/CASE MGMT/DAY	Completed	CDBG	\$18,243.00	\$18,243.00	\$0.00
			2601	0677-CD3 NRP-PEOPLE HELPING PEOPLE	Completed	CDBG	\$0.00	\$0.00	\$0.00
			2602	0678-CD3 NRP MINOR HOME REPAIR	Completed	CDBG	\$14,016.00	\$14,016.00	\$0.00
			2603	Unknown	Completed	CDBG	\$0.00	\$0.00	\$0.00
			2604	0680-CD3 NRP-ST. IMPROVEMENTS (PAVING)	Completed	CDBG	\$30,196.46	\$30,196.46	\$0.00
			2605	0680-CD4 POLK AFTER SCHOOL PROGRAM	Completed	CDBG	\$0.00	\$0.00	\$0.00
			2606	0680-R93 K.B. POLK REC CENTER	Completed	CDBG	\$0.00	\$0.00	\$0.00
			2607	0681-CD3 NRP-CURB, SIDEWALK AND GUTTER	Completed	CDBG	\$37,261.82	\$37,261.82	\$0.00
			2608	0681-CD4 AFTER SCHOOL: MARCUS RECREATION	Completed	CDBG	\$0.00	\$0.00	\$0.00
			2609	0682-CD4 AFTER SCHOOL: DAN D. RODGERS	Completed	CDBG	\$0.00	\$0.00	\$0.00
			2610	0683-CD3 NRP BECKLEY	Completed	CDBG	\$0.00	\$0.00	\$0.00
			2611	NRP-EXLINE REC. CTR. IMPROVEMENTS	Completed	CDBG	\$11,443.89	\$11,443.89	\$0.00
			2612	0685-CD3 NRP-BUSINESS FACADE IMPROVEMENT	Completed	CDBG	\$87,242.12	\$87,242.12	\$0.00
			2613	0687-CD4 COMMUNITY CENTER FOR THE DEAF	Completed	CDBG	\$0.00	\$0.00	\$0.00
			2614	0688-CD4 GARDENERS IN COMM DEVELOP	Canceled	CDBG	\$0.00	\$0.00	\$0.00
			2615	0690-CD4 TURNKEY COMM CTR IMP	Canceled	CDBG	\$0.00	\$0.00	\$0.00
			2616	0691-CD4 TURNKEY BOYS AND GIRLS	Completed	CDBG	\$0.00	\$0.00	\$0.00
			2617	0692-CD4 CHURCH STREET ACADEMY	Completed	CDBG	\$0.00	\$0.00	\$0.00
			2618	0693-CD4 PEMBERTON HILL DRAINAGE PHASE I	Completed	CDBG	\$142,031.95	\$142,031.95	\$0.00
			2619	0697-CD4 VOLUNTEERS IN PLUMBING-MINOR	Completed	CDBG	\$393.00	\$393.00	\$0.00
			2620	0699-CD4 EDD CONTRACT COMPLIANCE	Completed	CDBG	\$0.00	\$0.00	\$0.00
			2621	NRP - CUMMINGS PARK SITE IMPROVEMENTS	Completed	CDBG	\$0.00	\$0.00	\$0.00

U.S. Department of Housing and Urban Development
 Office of Community Planning and Development
 Integrated Disbursement and Information System
 List of Activities By Program Year And Project
 DALLAS, TX

Plan Year	IDIS Project	Project	IDIS Activity ID	Activity Name	Activity Status	Program	Funded Amount	Draw Amount	Balance
1994	2	CONVERTED CDBG ACTIVITIES	2622	0704-CD4 POLK REC CENTER	Completed	CDBG	\$0.00	\$0.00	\$0.00
			2623	0763-CD4 AFTER SCHOOL: SKYVIEW ELEM.	Completed	CDBG	\$0.00	\$0.00	\$0.00
			2624	0764-CD4 LIPSCOMB ELEM AFTER SCHOOL	Completed	CDBG	\$0.00	\$0.00	\$0.00
			2625	0765-CD4 PRINCE HALL AFTER SCHOOL	Completed	CDBG	\$0.00	\$0.00	\$0.00
			2626	0766-CD4 PEASE ELEM AFTER SCHOOL	Completed	CDBG	\$0.00	\$0.00	\$0.00
			2627	0767-CD4 HARLEE AFTER SCHOOL PROGRAM	Completed	CDBG	\$0.00	\$0.00	\$0.00
			2628	0768-CD4 AFTER-SCHOOL: OBADIAH KNIGHT	Completed	CDBG	\$0.00	\$0.00	\$0.00
			2629	0600-CD3 ADOLESCENT GANG INTERVENTION	Completed	CDBG	\$0.00	\$0.00	\$0.00
			2630	0600-CD4 ADOLESCENT GANG INTERVENTION	Completed	CDBG	\$604.18	\$604.18	\$0.00
			2631	0601-CD3 ADOLESCENT HEALTH SERVICES PROG	Canceled	CDBG	\$0.00	\$0.00	\$0.00
			2632	0601-CD4 ADOLSCENT HEALTH SERVICE	Completed	CDBG	\$0.00	\$0.00	\$0.00
			2633	AIDS RESOURCE CENTER RENOVATION	Completed	CDBG	\$0.00	\$0.00	\$0.00
			2634	0603-CD2 CHILD CARE SERVICES	Completed	CDBG	\$0.00	\$0.00	\$0.00
			2635	0603-CD3 CHILD CARE SERVICES	Completed	CDBG	\$0.00	\$0.00	\$0.00
			2636	CHILD CARE SERVICES PROGRAM	Canceled	CDBG	\$0.00	\$0.00	\$0.00
			2637	AIDS EDUC/LOWER INC. IND. PROGRAM	Completed	CDBG	\$0.00	\$0.00	\$0.00
			2638	0606-CD4 LITTLE FOLKS SCHOOL IMPROVEMENT	Completed	CDBG	\$0.00	\$0.00	\$0.00
			2639	0607-CD2 MLK, JR. COMM. CTR RENOVATION	Completed	CDBG	\$12,651.00	\$12,651.00	\$0.00
			2640	0607-CD3 MLK, JR. COMM. CTR. RENOVATIONS	Completed	CDBG	\$12,733.84	\$12,733.84	\$0.00
			2641	0607-CD4 MLK, JR. COMM. CTR. RENOVATIONS	Completed	CDBG	\$81,319.79	\$81,319.79	\$0.00
			2642	0608-CD4 SENIOR SERVICES	Completed	CDBG	\$0.00	\$0.00	\$0.00
			2643	0609-CD2 WALKER APART REPAIR	Completed	CDBG	\$0.00	\$0.00	\$0.00
			2644	SIDEWALKS, STREETS AND CURBS	Completed	CDBG	\$0.00	\$0.00	\$0.00
			2645	0611-CD2 NEIGHBORHOOD STREET IMP PETIT	Completed	CDBG	\$0.00	\$0.00	\$0.00
			2646	0611-CD3 NEIGHBORHOOD ST. IMPOVEMENT	Completed	CDBG	\$0.00	\$0.00	\$0.00
			2647	0612-CD2 J C ZARAGOZA	Completed	CDBG	\$0.00	\$0.00	\$0.00
			2648	0614-CD2 RAY PARK GREENSPACE	Completed	CDBG	\$0.00	\$0.00	\$0.00
			2649	0614-CD3 RAY PARK GREENSPACE	Completed	CDBG	\$0.00	\$0.00	\$0.00
			2650	0614-CD4 RAY PARK GREENSPACE	Completed	CDBG	\$0.00	\$0.00	\$0.00
			2651	0615-CD3 BUSINESS RETENTION/EXPANSION	Completed	CDBG	\$14,905.00	\$14,905.00	\$0.00
			2652	0616-CD4 YOUTH AND FAMILY SUPPORT SERV.	Completed	CDBG	\$0.00	\$0.00	\$0.00
			2653	0634-CD3 ADOLSCENT/ADULT SUBSTANCE ABUSE	Completed	CDBG	\$0.00	\$0.00	\$0.00
			2654	0636-CD54 AIDS EARLY INTERV/CASE MGMT.	Completed	CDBG	\$6,759.25	\$6,759.25	\$0.00
			2655	0636-R93 AIDS EARLY INTVENT. CASE MNGT.	Canceled	CDBG	\$0.00	\$0.00	\$0.00
			2656	DOMESTIC VIOLENCE ASSISTANCE	Canceled	CDBG	\$0.00	\$0.00	\$0.00
			2657	0639-CD3 MAPLE AVE COMMUNITY CTR	Canceled	CDBG	\$0.00	\$0.00	\$0.00
			2658	Unknown	Completed	CDBG	\$0.00	\$0.00	\$0.00
			2659	4643-R94 EXLINE RECREATION CTR ADN./REN.	Completed	CDBG	\$192,372.42	\$192,372.42	\$0.00
			2660	4644-R94 DHA - BARBARA JORDAN ST. IMPROV	Completed	CDBG	\$2,500.00	\$2,500.00	\$0.00

U.S. Department of Housing and Urban Development
 Office of Community Planning and Development
 Integrated Disbursement and Information System
 List of Activities By Program Year And Project
 DALLAS, TX

Plan Year	IDIS Project	Project	IDIS Activity ID	Activity Name	Activity Status	Program	Funded Amount	Draw Amount	Balance
1994	2	CONVERTED CDBG ACTIVITIES	2661	GRAUWYLER PARK SITE DEVELOPMENT	Completed	CDBG	\$382.90	\$382.90	\$0.00
			2662	MONARCH PARK SITE DEVELOPMENT	Completed	CDBG	\$14,444.00	\$14,444.00	\$0.00
			2663	PLEASANT OAKS REC. CTR. IMPROVEMENTS	Completed	CDBG	\$15,844.20	\$15,844.20	\$0.00
			2664	4651-CD4 NRP-A-PEOPLE HELPING PEOPLE	Completed	CDBG	\$19,431.50	\$19,431.50	\$0.00
			2665	4651-CD5 NRP-A-PEOPLE HELPING PEOPLE	Completed	CDBG	\$24,267.00	\$24,267.00	\$0.00
			2666	4652-CD4 NRP-B-PEOPLE HELPING PEOPLE	Completed	CDBG	\$1,561.50	\$1,561.50	\$0.00
			2667	4652-CD5 NRP-B-PEOPLE HELPING PEOPLE	Completed	CDBG	\$11,274.00	\$11,274.00	\$0.00
			2668	4653-CD4 NRP-D-PEOPLE HELPING PEOPLE	Completed	CDBG	\$10,186.00	\$10,186.00	\$0.00
			2669	4653-CD5 NRP-D-PEOPLE HELPING PEOPLE	Completed	CDBG	\$13,110.00	\$13,110.00	\$0.00
			2670	4654-CD4 NRP-E-PEOPLE HELPING PEOPLE	Completed	CDBG	\$0.00	\$0.00	\$0.00
			2671	4654-CD5 NRP-E-PEOPLE HELPING PEOPLE	Completed	CDBG	\$8,861.00	\$8,861.00	\$0.00
			2672	4655-CD4 NRP A HOME IMPROVEMENT PROG.	Completed	CDBG	\$30,000.00	\$30,000.00	\$0.00
			2673	4656-CD5 NRP-F-PEOPLE HELPING PEOPLE	Completed	CDBG	\$21,494.50	\$21,494.50	\$0.00
			2674	4657-CD5 NRP A MINOR HOME REPAIR	Completed	CDBG	\$0.00	\$0.00	\$0.00
			2675	4658-CD4 NRP-B-MINOR HOME REPAIR	Completed	CDBG	\$48,331.00	\$48,331.00	\$0.00
			2676	4658-CD5 NRP MINOR HOME REPAIR-AREA B	Completed	CDBG	\$76,848.00	\$76,848.00	\$0.00
			2677	4659-CD4 NRP-B-MINOR HOME REPAIR	Completed	CDBG	\$0.00	\$0.00	\$0.00
			2678	4659-CD5 NRP-B-MINOR HOME REPAIR	Completed	CDBG	\$0.00	\$0.00	\$0.00
			2679	4660-CD4 NRP-C-MINOR HOME REPAIR	Completed	CDBG	\$872.00	\$872.00	\$0.00
			2680	4660-CD5 NRP-C-MINOR HOME REPAIR	Completed	CDBG	\$71,276.00	\$71,276.00	\$0.00
			2681	4661-CD4 NRP - D MINOR HOME REPAIR	Completed	CDBG	\$0.00	\$0.00	\$0.00
			2682	4661-CD5 NRP - D - MINOR HOME REPAIR	Completed	CDBG	\$0.00	\$0.00	\$0.00
			2683	4662-CD4 NRP-E-MINOR HOME REPAIR	Completed	CDBG	\$35,000.00	\$35,000.00	\$0.00
			2684	4662-CD5 NRP - E- MINOR HOME REPAIR	Completed	CDBG	\$30,000.00	\$30,000.00	\$0.00
			2685	4663-CD4 NRP-F-MINOR HOME REPAIR	Completed	CDBG	\$0.00	\$0.00	\$0.00
			2686	NRP-F-MINOR HOME REPAIR	Completed	CDBG	\$29,633.00	\$29,633.00	\$0.00
			2687	4664-CD4 HOME IMPROVEMENT AREA B	Completed	CDBG	\$25,000.00	\$25,000.00	\$0.00
			2688	HOME IMPROVEMENT, AREA B	Completed	CDBG	\$25,000.00	\$25,000.00	\$0.00
			2689	HOME IMPROVEMENT AREA D	Completed	CDBG	\$25,000.00	\$25,000.00	\$0.00
			2690	HOME IMPROVEMENT AREA D	Completed	CDBG	\$25,000.00	\$25,000.00	\$0.00
			2691	4666-CD4 NRP-A-SIDEWALK, CURB AND GUTTER	Completed	CDBG	\$125,753.00	\$125,753.00	\$0.00
			2692	4666-CD5 NRP-A-SIDEWALK, CURB AND GUTTER	Completed	CDBG	\$131,049.00	\$131,049.00	\$0.00
			2693	4667-CD4 NRP-B-SIDEWALK, CURB, & GUTTER	Completed	CDBG	\$65,020.63	\$65,020.63	\$0.00
			2694	4667-CD5 NRPB SIDEWALK, CURB, & GUTTER	Completed	CDBG	\$64,879.03	\$64,879.03	\$0.00
			2695	4668-CD5 NRP-B-GLADEWATER ST. DRAINAGE	Completed	CDBG	\$89,330.20	\$89,330.20	\$0.00
			2696	4669-CD4 NRP-C-BECKLEY CLUB BRANCH DRAIN	Completed	CDBG	\$281,181.00	\$281,181.00	\$0.00
			2697	4670-CD5 NRP-C-SIDEWALK, CURB AND GUTTER	Completed	CDBG	\$265,866.00	\$265,866.00	\$0.00
			2698	4671-CD4 NRP-D-LISBON/KINGSLEY DRAINAGE	Completed	CDBG	\$97,774.00	\$97,774.00	\$0.00
			2699	4672-CD4 NRP-D-LISBON/ADELAIDE DRAINAGE	Completed	CDBG	\$97,365.00	\$97,365.00	\$0.00

U.S. Department of Housing and Urban Development
 Office of Community Planning and Development
 Integrated Disbursement and Information System
 List of Activities By Program Year And Project
 DALLAS, TX

Plan Year	IDIS Project	Project	IDIS Activity ID	Activity Name	Activity Status	Program	Funded Amount	Draw Amount	Balance
1994	2	CONVERTED CDBG ACTIVITIES	2700	4673-CD5 NRP-D-ALICE CREEK EROSION CONTR	Completed	CDBG	\$68,597.00	\$68,597.00	\$0.00
			2701	4674-CD4 NRP-E-SIDEWALK, CURB, AND GUTT.	Completed	CDBG	\$142,270.00	\$142,270.00	\$0.00
			2702	4674-CD5 NRP-E-SIDEWALK,CURB AND GUTTER	Completed	CDBG	\$93,149.15	\$93,149.15	\$0.00
			2703	4675-CD4 NRP-F-SIDEWALK, CURB AND GUTTER	Completed	CDBG	\$54,923.00	\$54,923.00	\$0.00
			2704	4675-CD5 NRP-F-SIDEWALK, CURB AND GUTTER	Completed	CDBG	\$21,615.93	\$21,615.93	\$0.00
			2705	4676-CD4 NRP-B-STREET IMPROVEMENTS	Completed	CDBG	\$42,849.00	\$42,849.00	\$0.00
			2706	4676-CD5 NRP-B-STREET IMPROVEMENT	Canceled	CDBG	\$0.00	\$0.00	\$0.00
			2707	4677-CD4 NRP-D-STREET IMPROVEMENTS	Completed	CDBG	\$79,883.20	\$79,883.20	\$0.00
			2708	NRP-D-FIVE MILE WALKWAY	Completed	CDBG	\$139,396.27	\$139,396.27	\$0.00
			2709	4679-CD4 NRP-A- BUSINESS FACADE	Completed	CDBG	\$379,436.00	\$379,436.00	\$0.00
			2710	4679-CD5 NRP-A- BUSINESS FACADE	Completed	CDBG	\$349,650.00	\$349,650.00	\$0.00
			2711	4680-CD5 NRP-B-BUSINESS FACADE	Canceled	CDBG	\$0.00	\$0.00	\$0.00
			2712	4681-CD4 NRP-F-BUSINESS FACADE	Completed	CDBG	\$20,000.00	\$20,000.00	\$0.00
			2713	4681-CD5 N-R-P F BUSINESS FACADE	Completed	CDBG	\$44,149.00	\$44,149.00	\$0.00
			2714	4682-CD5 NRP-D BUILDING ACQUISITION	Completed	CDBG	\$66,080.00	\$66,080.00	\$0.00
			2715	4683-CD4 NRP-A-RUTHMEADE PARK	Completed	CDBG	\$121,943.60	\$121,943.60	\$0.00
			2716	4683-CD5 NRP-A-RUTHMEADE PARK	Completed	CDBG	\$106,356.96	\$106,356.96	\$0.00
			2717	NRP-B-ARDEN TERRACE PARK	Canceled	CDBG	\$0.00	\$0.00	\$0.00
			2718	4684-CD5 NRP-B-ARDEN TERRACE PARK	Canceled	CDBG	\$0.00	\$0.00	\$0.00
			2719	4685-CD4 NRP-B-DEERPATH PARK	Completed	CDBG	\$142,390.19	\$142,390.19	\$0.00
			2720	4686-CD4 NRP-F-OPPORTUNITY PARK	Completed	CDBG	\$3,568.19	\$3,568.19	\$0.00
			2721	NRP-F-OPPORTUNITY PARK	Completed	CDBG	\$0.00	\$0.00	\$0.00
			2722	4687-CD4 NRP-F-KIMBLE PARK	Completed	CDBG	\$3,639.16	\$3,639.16	\$0.00
			2725	06412CD3 NON-PROFIT CAPACITY BUILDING	Completed	CDBG	\$62,886.21	\$62,886.21	\$0.00
			2726	CREDIT UNPROGRAMMED FUNDS	Open	CDBG	\$0.00	\$0.00	\$0.00
			2986	FRUITDALE PARK SITE DEVELOPMENT	Canceled	CDBG	\$0.00	\$0.00	\$0.00
			2987	Unknown	Canceled	CDBG	\$0.00	\$0.00	\$0.00
			2991	WALKER REPLACEMENT HOUSING	Canceled	CDBG	\$0.00	\$0.00	\$0.00
			2992	WALKER REPLACEMENT HOUSING	Completed	CDBG	\$23,868.00	\$23,868.00	\$0.00
			2993	WALKER REPLACEMENT HOUSING	Completed	CDBG	\$10,106.00	\$10,106.00	\$0.00
			2994	WALKER REPLACEMENT HOUSING	Completed	CDBG	\$21,175.00	\$21,175.00	\$0.00
			2995	WALKER REPLACEMENT HOUSING	Completed	CDBG	\$14,851.00	\$14,851.00	\$0.00
			2996	WALKER REPLACEMENT HOUSING	Completed	CDBG	\$67,268.00	\$67,268.00	\$0.00
			2997	WALKER RELOCATION	Completed	CDBG	\$25,232.00	\$25,232.00	\$0.00
			2998	WALKER REPLACEMENT HOUSING	Completed	CDBG	\$17,500.00	\$17,500.00	\$0.00
			3561	NRP-EXLINE RECREATION CENTER - CD5	Completed	CDBG	\$6,655.00	\$6,655.00	\$0.00
			4038	NRP EXLINE PARK AREA F	Canceled	CDBG	\$0.00	\$0.00	\$0.00
			4599	NRP-D FACADE CD5 - 4709	Completed	CDBG	\$17,854.00	\$17,854.00	\$0.00
			4710	OLD EAST DALLAS WORK YARD CD5 4708	Completed	CDBG	\$13,301.61	\$13,301.61	\$0.00

U.S. Department of Housing and Urban Development
 Office of Community Planning and Development
 Integrated Disbursement and Information System
 List of Activities By Program Year And Project
 DALLAS, TX

Plan Year	IDIS Project	Project	IDIS Activity ID	Activity Name	Activity Status	Program	Funded Amount	Draw Amount	Balance
1994	2	CONVERTED CDBG ACTIVITIES	4711	BUSHMAN PARK CD5 4710	Completed	CDBG	\$83,724.87	\$83,724.87	\$0.00
			4712	SCOTLAND PARK SITE IMPRE CD4/CD5	Completed	CDBG	\$9,948.00	\$9,948.00	\$0.00
			4713	LIZZIE OLIVER PARK SITE IMPROVEMENTS	Completed	CDBG	\$492.00	\$492.00	\$0.00
			4714	LIZZIE OLIVER PARKSITE IMPROVEMENTS	Completed	CDBG	\$14,576.24	\$14,576.24	\$0.00
			4715	LIZZIE OLIVER PARK IMPROVEMENTS	Canceled	CDBG	\$0.00	\$0.00	\$0.00
			4716	SCOTLAND PARK CD5 4711	Completed	CDBG	\$2,997.50	\$2,997.50	\$0.00
			5181	4718-CD5 NRP-A-BIKE RACKS/JEFFERSON BLVD	Completed	CDBG	\$3,314.46	\$3,314.46	\$0.00
			5182	4717-CD4 NRP-A-BIKE RACKS/JEFFERSON BLVD	Completed	CDBG	\$1,427.00	\$1,427.00	\$0.00
			5278	NRP - A - WINDOMERE	Completed	CDBG	\$23,706.98	\$23,706.98	\$0.00
			5280	NRP - E - SIDEWALK, CURB AND GUTTER	Completed	CDBG	\$6,014.00	\$6,014.00	\$0.00
			5307	NRP - B - BRONX/PENTAGON PKWY TO WOLCOTT	Completed	CDBG	\$3,732.00	\$3,732.00	\$0.00
			5308	NRP - B - BRONX/PENTAGON PKWY TO WOLCOTT	Completed	CDBG	\$5,251.00	\$5,251.00	\$0.00
			5309	NRP - B - BRONX/PENTAGON PKWY TO WOLCOTT	Completed	CDBG	\$14,027.00	\$14,027.00	\$0.00
			5310	NRP - C - BFR / MARSALIS AT ILLINOIS	Completed	CDBG	\$5,065.46	\$5,065.46	\$0.00
			5311	NRP - C - ILLINOIS/ALASKA TO MARSALIS	Completed	CDBG	\$11,820.00	\$11,820.00	\$0.00
			5312	NRP - D - BFR / GARZA AT MARSALIS	Completed	CDBG	\$8,902.00	\$8,902.00	\$0.00
			5313	NRP - E - BFR/TERRY ST, MUNGER TO MARY	Completed	CDBG	\$1,742.00	\$1,742.00	\$0.00
			5314	NRP - E - BFR / TERRY ST, MUNGER TO MARY	Completed	CDBG	\$3,637.00	\$3,637.00	\$0.00
			5315	NRP - E - BFR / TERRY ST, MUNGER TO MARY	Completed	CDBG	\$35,347.00	\$35,347.00	\$0.00
			5647	4720-0CD3 NRP-A-WINOMERE	Canceled	CDBG	\$0.00	\$0.00	\$0.00
			5649	4719-0CD5 NRP-A-WINDOMERE	Completed	CDBG	\$23,707.00	\$23,707.00	\$0.00
			5650	4721-0CD3 NRP-E-SIDEWALKS,CURB,GUTTER	Canceled	CDBG	\$0.00	\$0.00	\$0.00
		Project Total					\$151,430,002.85	\$151,355,711.94	\$74,290.91
		Program Total				CDBG	\$151,430,002.85	\$151,355,711.94	\$74,290.91
		1994 Total					\$151,430,002.85	\$151,355,711.94	\$74,290.91
1995	43	Minor Home Repair - South Dallas/Fair Park	2945	SOUTH DALLAS/FAIR PARK MINOR HOME REPAIR	Completed	CDBG	\$0.00	\$0.00	\$0.00
		Project Total					\$0.00	\$0.00	\$0.00
	113	CD Risk Liability	2889	1996-HOPWA-CASE MANA/COUNSELING	Open	CDBG	\$0.00	\$0.00	\$0.00
		Project Total					\$0.00	\$0.00	\$0.00
	144	Walker - Home Improvement Program - West	2943	WALKER WEST DALLAS MINOR HOME REPAIR	Canceled	CDBG	\$0.00	\$0.00	\$0.00
		Project Total					\$0.00	\$0.00	\$0.00
	145	Walker - Minor Home Repair - West	2946	WALKER WEST DALLAS MINOR HOME REPAIR	Completed	CDBG	\$0.00	\$0.00	\$0.00
		Project Total					\$0.00	\$0.00	\$0.00
	149	Home Improvement Program - City Wide	2944	HOME IMPROVEMENT CITY WIDE	Canceled	CDBG	\$0.00	\$0.00	\$0.00
		Project Total					\$0.00	\$0.00	\$0.00
	152	Minor Home Repair - City Wide	2947	MINOR HOME REPAIR CITY WIDE	Canceled	CDBG	\$0.00	\$0.00	\$0.00
		Project Total					\$0.00	\$0.00	\$0.00
	206	HOPWA - Housing Acquisition/Construction	2883	1995-HOPWA-HOUSING ACQUISITION/CONSTRUCTI	Canceled	CDBG	\$0.00	\$0.00	\$0.00

U.S. Department of Housing and Urban Development
 Office of Community Planning and Development
 Integrated Disbursement and Information System
 List of Activities By Program Year And Project
 DALLAS, TX

Plan Year	IDIS Project	Project	IDIS Activity ID	Activity Name	Activity Status	Program	Funded Amount	Draw Amount	Balance
1995	206	Project Total					\$0.00	\$0.00	\$0.00
		Program Total				CDBG	\$0.00	\$0.00	\$0.00
		1995 Total					\$0.00	\$0.00	\$0.00
1996	1	Dedicated SAFE II Expansion Code Inspection	2727	1996 DEDICATED SAFE II EXP. CODE INSP	Completed	CDBG	\$163,621.30	\$163,621.30	\$0.00
		Project Total					\$163,621.30	\$163,621.30	\$0.00
	2	Dedicated SAFE II Expansion Inspection Support-Police	2724	06412-CD3 NON-PROFIT CAPACITY BUILDING	Open	CDBG	\$0.00	\$0.00	\$0.00
			2731	1996 DED SA II EXP INSP SUPP-POLICE	Completed	CDBG	\$59,635.90	\$59,635.90	\$0.00
			2988	DEDICATED SAFE II EXPANSION INSPECTION	Open	CDBG	\$0.00	\$0.00	\$0.00
			5648	4719-0CD5 NRP-A-WINDOMERE	Open	CDBG	\$0.00	\$0.00	\$0.00
		Project Total					\$59,635.90	\$59,635.90	\$0.00
	3	Walker-Rent Option	2736	1996 WALKER-RENT OPTION	Canceled	CDBG	\$0.00	\$0.00	\$0.00
			2740	1996- WALKER-RENT OPTION	Completed	CDBG	\$51,845.00	\$51,845.00	\$0.00
		Project Total					\$51,845.00	\$51,845.00	\$0.00
	4	Walker-Housing Compliance Activities	2741	1996 WALKER-HOUSING COMP ACTIVITIES.	Completed	CDBG	\$8,655.10	\$8,655.10	\$0.00
		Project Total					\$8,655.10	\$8,655.10	\$0.00
	5	AIDS Early Intervention/Case Mgmt.(Includes Adult Day Care)	2744	1996 AIDS ERL INTV/CA MGMT. (INC AD D C	Completed	CDBG	\$113,000.00	\$113,000.00	\$0.00
		Project Total					\$113,000.00	\$113,000.00	\$0.00
	6	City Adolescent Health Services	2746	1996 CITY ADOLESCENT HEALTH SERVICES.	Completed	CDBG	\$8,348.00	\$8,348.00	\$0.00
		Project Total					\$8,348.00	\$8,348.00	\$0.00
	7	City Geriatric Crisis Intervention	2747	1996 CITY GERIATRIC CRISIS INTERVENTION.	Completed	CDBG	\$12,635.00	\$12,635.00	\$0.00
		Project Total					\$12,635.00	\$12,635.00	\$0.00
	8	City Office of Senior Affairs	2749	1996 CITY OFFICE OF SENIOR AFFAIRS	Completed	CDBG	\$22,596.00	\$22,596.00	\$0.00
		Project Total					\$22,596.00	\$22,596.00	\$0.00
	9	City Child Care Services	2753	1996 CITY CHILD CARE SERVICES	Completed	CDBG	\$144,955.90	\$144,955.90	\$0.00
		Project Total					\$144,955.90	\$144,955.90	\$0.00
	10	Historic Facade Improvements	2757	1996 HISTORIC FACADE IMPROVEMENTS	Canceled	CDBG	\$0.00	\$0.00	\$0.00
			2758	1996 HISTORIC FACADE IMPROVEMENTS	Completed	CDBG	\$836.77	\$836.77	\$0.00
		Project Total					\$836.77	\$836.77	\$0.00
	11	Historic Preservation Reviews/Mitigation	2761	1996 HISTORIC PRESERVATION REV/MITIGATIO	Completed	CDBG	\$17,578.57	\$17,578.57	\$0.00
		Project Total					\$17,578.57	\$17,578.57	\$0.00
	12	Housing Assistance Support	2765	1996 HOUSING ASSISTANCE SUPPORT	Completed	CDBG	\$191,246.00	\$191,246.00	\$0.00
			2790	1996 HOUSING ASSISTANCE SUPPORT	Open	CDBG	\$0.00	\$0.00	\$0.00
		Project Total					\$191,246.00	\$191,246.00	\$0.00
	13	After-School Program - City Park Elementary	2766	1996 AFTER-SCHOOL PROG - CTY PRK ELEMEN	Completed	CDBG	\$3,038.00	\$3,038.00	\$0.00
		Project Total					\$3,038.00	\$3,038.00	\$0.00
	14	MLK, Jr. Boulevard Urban Main Street Program	2768	1996 MLK, JR. BLVD URB MAIN STR PROG.	Canceled	CDBG	\$0.00	\$0.00	\$0.00
			2772	1996 MLK, JR. BLVD. URB. MAIN ST PROG.	Completed	CDBG	\$17,948.00	\$17,948.00	\$0.00

U.S. Department of Housing and Urban Development
 Office of Community Planning and Development
 Integrated Disbursement and Information System
 List of Activities By Program Year And Project
 DALLAS, TX

Plan Year	IDIS Project	Project	IDIS Activity ID	Activity Name	Activity Status	Program	Funded Amount	Draw Amount	Balance
1996	14	Project Total					\$17,948.00	\$17,948.00	\$0.00
	15	Walker-Fair Housing - Added	2774	1996 WALKER-FAIR HOUSING - ADDED	Completed	CDBG	\$130,014.00	\$130,014.00	\$0.00
		Project Total					\$130,014.00	\$130,014.00	\$0.00
	16	Walker-Fair Housing - Continued Funding	2776	WALKER-FAIR HOUSING - CONT. FUNDING	Completed	CDBG	\$99,048.00	\$99,048.00	\$0.00
		Project Total					\$99,048.00	\$99,048.00	\$0.00
	17	Walker-Walker Project, Inc.	2777	1996 WALKER-WALKER PROJECT, INC.	Completed	CDBG	\$75,040.00	\$75,040.00	\$0.00
		Project Total					\$75,040.00	\$75,040.00	\$0.00
	18	Health Contract Monitoring	2778	1996 HEALTH CONTRACT MONITORING	Completed	CDBG	\$62,816.00	\$62,816.00	\$0.00
		Project Total					\$62,816.00	\$62,816.00	\$0.00
	19	HOME - Revolving Loan Fund	2781	1996 HOME - REVOLVING LOAN FUND	Open	CDBG	\$0.00	\$0.00	\$0.00
		Project Total					\$0.00	\$0.00	\$0.00
	20	After-School Program - Fannin Elementary	2782	1996 AFT-SCH PROG - FANNIN ELEMENTARY	Completed	CDBG	\$5,491.12	\$5,491.12	\$0.00
		Project Total					\$5,491.12	\$5,491.12	\$0.00
	21	Minor Home Repair - South Dallas/Fair Park	2788	1996 S. DAL/FAIR PRKMHR CD6 - 5882	Completed	CDBG	\$22,927.00	\$22,927.00	\$0.00
		Project Total					\$22,927.00	\$22,927.00	\$0.00
	22	Intown Housing Implementation	2794	1996 INTOWN HOUSING IMPLEMENTATION	Completed	CDBG	\$30,278.00	\$30,278.00	\$0.00
		Project Total					\$30,278.00	\$30,278.00	\$0.00
	23	Economic Empowerment Program (Enterprise Community)	2795	1996 ECO EMPOW PROG (ENTERPRISE COMMUNI)	Completed	CDBG	\$4,646.00	\$4,646.00	\$0.00
		Project Total					\$4,646.00	\$4,646.00	\$0.00
	24	After-School Program - Burleson Elementary	2796	1996 AFT-SCH PROG - BURLESON ELEMENTARY.	Completed	CDBG	\$1,449.77	\$1,449.77	\$0.00
		Project Total					\$1,449.77	\$1,449.77	\$0.00
	25	After-School Program - Vickery Meadows Elementary	2797	1996 AFT-SCH PROG - VICKERY MEADOWS	Completed	CDBG	\$22,886.00	\$22,886.00	\$0.00
		Project Total					\$22,886.00	\$22,886.00	\$0.00
	26	After-School Program - Skyview Elementary	2800	1996 AFT-SCH PROG - SKYVIEW ELEMENTARY.	Completed	CDBG	\$4,414.28	\$4,414.28	\$0.00
		Project Total					\$4,414.28	\$4,414.28	\$0.00
	27	After-School Program - Leilah Cowart Elementary	2802	1996 AFT-SCH PROG - LEILAH COWART ELEMNT	Completed	CDBG	\$9,428.00	\$9,428.00	\$0.00
		Project Total					\$9,428.00	\$9,428.00	\$0.00
	28	After-School Program - Prince Hall Apartment Complex	2771	1996 ARDEN TERRACE PARK SITE IMPROVEMENT	Open	CDBG	\$0.00	\$0.00	\$0.00
			2808	1996 AFT-SCH PROG - PRINCE HALL APT CMPL	Completed	CDBG	\$6,565.43	\$6,565.43	\$0.00
		Project Total					\$6,565.43	\$6,565.43	\$0.00
	29	After-School Program - K. B. Polk Recreation Center	2810	1996 AFT-SCH PROG - K. B. POLK RECRE CTR	Completed	CDBG	\$0.00	\$0.00	\$0.00
		Project Total					\$0.00	\$0.00	\$0.00
	30	After-School Program - Elisha Pease Elementary	2812	1996 AFT-SCH PROG - ELISHA PEASE ELEMENT	Completed	CDBG	\$1,876.25	\$1,876.25	\$0.00
		Project Total					\$1,876.25	\$1,876.25	\$0.00
	31	After-School Program - Marcus Elementary	2815	1996 AFT-SCH PROG - MARCUS ELEMENTARY.	Completed	CDBG	\$0.00	\$0.00	\$0.00
		Project Total					\$0.00	\$0.00	\$0.00

U.S. Department of Housing and Urban Development
 Office of Community Planning and Development
 Integrated Disbursement and Information System
 List of Activities By Program Year And Project
 DALLAS, TX

Plan Year	IDIS Project	Project	IDIS Activity ID	Activity Name	Activity Status	Program	Funded Amount	Draw Amount	Balance
1996	32	After-School Program - Obadiah Knight Elementary	2817	1996 AFT-SCH PROG - OBADIAH KNIGHT ELEMEN	Completed	CDBG	\$3,212.00	\$3,212.00	\$0.00
		Project Total					\$3,212.00	\$3,212.00	\$0.00
	33	After-School Program - David G. Burnet Elementary	2818	1996 AFT-SCH PROG - DAV G. BURNET ELEMEN	Completed	CDBG	\$10,812.00	\$10,812.00	\$0.00
		Project Total					\$10,812.00	\$10,812.00	\$0.00
	34	After-School Program - N.W. Harlee Elementary	2819	1996 AFT-SCH PROG - N.W. HARLEE ELEMENT	Completed	CDBG	\$7,163.86	\$7,163.86	\$0.00
		Project Total					\$7,163.86	\$7,163.86	\$0.00
	35	After-School Program - Dan D. Rogers Elementary	2820	1996 AFT-SCH PROG - DAN D. ROGERS ELEMEN	Completed	CDBG	\$9,226.01	\$9,226.01	\$0.00
		Project Total					\$9,226.01	\$9,226.01	\$0.00
	36	Cooperative Gang Prevention Program	2821	1996 COOPERATIVE GANG PREVENTION PROG.	Completed	CDBG	\$96,439.00	\$96,439.00	\$0.00
		Project Total					\$96,439.00	\$96,439.00	\$0.00
	37	Send A Kid To Camp	2822	1996 SEND A KID TO CAMP	Completed	CDBG	\$20,000.00	\$20,000.00	\$0.00
		Project Total					\$20,000.00	\$20,000.00	\$0.00
	38	Southern Dallas Economic Development Demonstration Loans	2823	1993 SOUTHERN DLS ECONO. DEVEL.DEMO.LOAN	Canceled	CDBG	\$0.00	\$0.00	\$0.00
		Project Total					\$0.00	\$0.00	\$0.00
	39	Southern Dallas Economic Development Loans Reserve	2824	1996 SOUTHERN DLS ECONO. DEVEL. LOAN RES	Completed	CDBG	\$450,000.00	\$450,000.00	\$0.00
		Project Total					\$450,000.00	\$450,000.00	\$0.00
	40	Southern Dallas Economic Development Prog.- Administration	2825	S. DLS. ECONO. DEVEL. PROG. ADMINIS.	Completed	CDBG	\$16,933.36	\$16,933.36	\$0.00
		Project Total					\$16,933.36	\$16,933.36	\$0.00
	41	Southern Dallas Economic Devel. Prog. - Prof./Tech. Serv.	2728	1996 SO. DAL. ECO. DEV. PROG. PROF/TECH	Completed	CDBG	\$50,000.00	\$50,000.00	\$0.00
		Project Total					\$50,000.00	\$50,000.00	\$0.00
	42	Southern Dallas Economic Devel. Compliance and Evaluation	2750	S. DAL.ECO DEV. COMP AND EVALUATION	Completed	CDBG	\$8,445.00	\$8,445.00	\$0.00
		Project Total					\$8,445.00	\$8,445.00	\$0.00
	43	After-School Program - Lagow Elementary	2754	1996 AFTER-SCHOOL PROGAM-LAGOW ELEMEN.	Open	CDBG	\$0.00	\$0.00	\$0.00
			2756	1996 AFTER-SCHOOL PROGRAM-LAGOW ELEMEN	Completed	CDBG	\$14,207.71	\$14,207.71	\$0.00
		Project Total					\$14,207.71	\$14,207.71	\$0.00
	44	African-American Museum Youth Enrichment Program	2760	1996 AFRI-AMER MUSE YOUT ENRI PROGRAM	Completed	CDBG	\$50,000.00	\$50,000.00	\$0.00
		Project Total					\$50,000.00	\$50,000.00	\$0.00
	45	After-School Program - Milam Elementary	2763	1996 AFT-SCH PRO-MILAN ELEMENTARY	Completed	CDBG	\$10,491.82	\$10,491.82	\$0.00
		Project Total					\$10,491.82	\$10,491.82	\$0.00
	46	Homework Centers	2764	1996 HOMEWORK CENTERS	Completed	CDBG	\$16,095.00	\$16,095.00	\$0.00
		Project Total					\$16,095.00	\$16,095.00	\$0.00
	47	Neighborhood Street Improvement Petition Grants	2767	1996 NEIGHBORHOOD STR IMPR PETITION GRAN	Completed	CDBG	\$8,654.00	\$8,654.00	\$0.00
		Project Total					\$8,654.00	\$8,654.00	\$0.00

U.S. Department of Housing and Urban Development
 Office of Community Planning and Development
 Integrated Disbursement and Information System
 List of Activities By Program Year And Project
 DALLAS, TX

Plan Year	IDIS Project	Project	IDIS Activity ID	Activity Name	Activity Status	Program	Funded Amount	Draw Amount	Balance
1996	48	CD Audits	2769	1996 CD AUDITS	Completed	CDBG	\$34,995.00	\$34,995.00	\$0.00
		Project Total					\$34,995.00	\$34,995.00	\$0.00
	49	Citizen Participation/CDC Support	2826	1996 CITI PARTIC/CDC SUPPORT	Completed	CDBG	\$46,867.20	\$46,867.20	\$0.00
		Project Total					\$46,867.20	\$46,867.20	\$0.00
	50	HUD Programs Oversight	2827	1996 HUD PROGRAMS OVERSIGHT	Completed	CDBG	\$80,501.00	\$80,501.00	\$0.00
		Project Total					\$80,501.00	\$80,501.00	\$0.00
	51	Volunteers in Plumbing-Minor Plumbing Repair	2828	1996 VOLU.IN PLUMBING-MINOR PLUMB.REPAIR	Completed	CDBG	\$15,221.00	\$15,221.00	\$0.00
		Project Total					\$15,221.00	\$15,221.00	\$0.00
	52	CD Compliance and Evaluation Program	2829	1996 CD COMP AND EVEA PROGRAM	Completed	CDBG	\$98,634.00	\$98,634.00	\$0.00
		Project Total					\$98,634.00	\$98,634.00	\$0.00
	53	Relocation/Replacement Housing	2830	1996 RELO/REP HOUSING	Completed	CDBG	\$399,844.74	\$399,844.74	\$0.00
		Project Total					\$399,844.74	\$399,844.74	\$0.00
	54	CD Legal Support	2831	1996 CD LEGAL SUPPORT	Completed	CDBG	\$20,364.07	\$20,364.07	\$0.00
		Project Total					\$20,364.07	\$20,364.07	\$0.00
	55	CD Risk Liability	2832	1996 CD RISK LIABILITY	Completed	CDBG	\$4,208.00	\$4,208.00	\$0.00
		Project Total					\$4,208.00	\$4,208.00	\$0.00
	56	Indirect Costs	2833	1996 INDIRECT COST	Completed	CDBG	\$0.00	\$0.00	\$0.00
		Project Total					\$0.00	\$0.00	\$0.00
	57	Teen Centers	2834	1996 TEEN CENTERS	Completed	CDBG	\$15,914.00	\$15,914.00	\$0.00
		Project Total					\$15,914.00	\$15,914.00	\$0.00
	58	CD Financial Management	2835	CD FINANCIAL MANAGEMENT	Completed	CDBG	\$26,258.00	\$26,258.00	\$0.00
		Project Total					\$26,258.00	\$26,258.00	\$0.00
	59	Child Care Services	2836	1996 CHILD CARE SERVICES	Completed	CDBG	\$163,450.18	\$163,450.18	\$0.00
			2968	DALLAS JEWISH COALITION	Canceled	CDBG	\$0.00	\$0.00	\$0.00
			2969	BOYS AND GIRLS CLUB	Canceled	CDBG	\$0.00	\$0.00	\$0.00
			2970	YMCA - PARK SOUTH BRANCH	Canceled	CDBG	\$0.00	\$0.00	\$0.00
			2989	RENTAL HOUSING PRESERVATION	Open	CDBG	\$0.00	\$0.00	\$0.00
		Project Total					\$163,450.18	\$163,450.18	\$0.00
	60	Adolescent Gang Intervention Program	2837	ADOLESCENT GANG INTERVENTION PROGRAM	Completed	CDBG	\$100,000.00	\$100,000.00	\$0.00
			2971	YWCA OF METROPOLITAN DALLAS	Canceled	CDBG	\$0.00	\$0.00	\$0.00
		Project Total					\$100,000.00	\$100,000.00	\$0.00
	61	Adolescent Health Services Program	2838	1996 ADOLESCENT HLTH SERVICES PROGRAM	Completed	CDBG	\$22,000.00	\$22,000.00	\$0.00
		Project Total					\$22,000.00	\$22,000.00	\$0.00
	62	Senior Services Program	2839	1996 SENIOR SERVICES PROGRAM	Completed	CDBG	\$48,303.00	\$48,303.00	\$0.00
		Project Total					\$48,303.00	\$48,303.00	\$0.00
	63	Clinical Dental Health Care Program	2840	1996 CLINICAL DENTAL HEALTH CARE PROG.	Completed	CDBG	\$0.00	\$0.00	\$0.00
		Project Total					\$0.00	\$0.00	\$0.00

U.S. Department of Housing and Urban Development
 Office of Community Planning and Development
 Integrated Disbursement and Information System
 List of Activities By Program Year And Project
 DALLAS, TX

Plan Year	IDIS Project	Project	IDIS Activity ID	Activity Name	Activity Status	Program	Funded Amount	Draw Amount	Balance
1996	64	AIDS Education/Lower Income Individual Program	2841	1996 AIDS EDUC/LOW INCOME INDI.PROG.	Completed	CDBG	\$78,996.00	\$78,996.00	\$0.00
		Project Total					\$78,996.00	\$78,996.00	\$0.00
	65	Hospice Respite Care for Children with AIDS	2842	1996 HOS.RESP CARE FOR CHILD.WITH AIDS	Completed	CDBG	\$39,000.00	\$39,000.00	\$0.00
		Project Total					\$39,000.00	\$39,000.00	\$0.00
	66	Domestic Violence	2843	1996 DOMESTIC VIOLENCE	Completed	CDBG	\$34,499.00	\$34,499.00	\$0.00
		Project Total					\$34,499.00	\$34,499.00	\$0.00
	67	Neighborhood Anti-drug Program	2844	1996 NEIGH.ANTI-DRUG PROGRAM	Completed	CDBG	\$2,646.00	\$2,646.00	\$0.00
		Project Total					\$2,646.00	\$2,646.00	\$0.00
	68	Youth Related Social Services	2845	1996 YOUTH RELATED SOCIAL SERVICE	Completed	CDBG	\$29,250.00	\$29,250.00	\$0.00
		Project Total					\$29,250.00	\$29,250.00	\$0.00
	69	Youth Job Training Program	2846	1996 YOUTH JOB TRAINING PROGRAM	Completed	CDBG	\$372.00	\$372.00	\$0.00
		Project Total					\$372.00	\$372.00	\$0.00
	70	Adolescent Substance Abuse - Outpatient	2847	1996 ADOLE SUBST ABUSE - OUTPATIENT	Completed	CDBG	\$25,000.00	\$25,000.00	\$0.00
		Project Total					\$25,000.00	\$25,000.00	\$0.00
	71	Walker - Home Improvement Program - West	2848	WALKER - HM IMPROV PROG - WEST	Completed	CDBG	\$0.00	\$0.00	\$0.00
		Project Total					\$0.00	\$0.00	\$0.00
	72	Walker - Minor Home Repair - West	2849	1996 WALKER - MINOR HME REPAIR - WEST	Completed	CDBG	\$43,769.00	\$43,769.00	\$0.00
		Project Total					\$43,769.00	\$43,769.00	\$0.00
	73	HOME - CHDO Projects	2850	1996 HOME - CHDO PROJECTS	Open	CDBG	\$0.00	\$0.00	\$0.00
		Project Total					\$0.00	\$0.00	\$0.00
	74	HOME - Up-Front Cost Assistance Program	2851	1996 HOME - UP-FRONT CST ASST PROGRAM	Open	CDBG	\$0.00	\$0.00	\$0.00
			2896	7617 REDBUD LN	Canceled	CDBG	\$0.00	\$0.00	\$0.00
			2897	11251 HAZELWOOD DR	Canceled	CDBG	\$0.00	\$0.00	\$0.00
		Project Total					\$0.00	\$0.00	\$0.00
	75	Home Improvement Program - City Wide	2852	1996 HOME IMPROVMENT PRO-CITY WIDE	Completed	CDBG	\$699,067.00	\$699,067.00	\$0.00
			2901	DO NOT USE	Canceled	CDBG	\$0.00	\$0.00	\$0.00
		Project Total					\$699,067.00	\$699,067.00	\$0.00
	76	Rental Housing Preservation	2853	1996 RENTAL HOUSING PRESERVATION	Completed	CDBG	\$1,000,000.00	\$1,000,000.00	\$0.00
		Project Total					\$1,000,000.00	\$1,000,000.00	\$0.00
	77	Minor Home Repair - City Wide	2854	1996 MINOR HOME REPAIR-CITY WIDE	Completed	CDBG	\$93,791.00	\$93,791.00	\$0.00
		Project Total					\$93,791.00	\$93,791.00	\$0.00
	78	People - Helping - People	2855	1996 PEOPLE-HELPING-PEOPLE	Completed	CDBG	\$298,846.78	\$298,846.78	\$0.00
		Project Total					\$298,846.78	\$298,846.78	\$0.00
	79	Infill Housing	2856	1996 INFILL HOUSING	Canceled	CDBG	\$0.00	\$0.00	\$0.00
		Project Total					\$0.00	\$0.00	\$0.00
	80	Walker Housing Units	2857	1996 WALKER HOUSING UNITS	Completed	CDBG	\$540,000.00	\$540,000.00	\$0.00
		Project Total					\$540,000.00	\$540,000.00	\$0.00

U.S. Department of Housing and Urban Development
 Office of Community Planning and Development
 Integrated Disbursement and Information System
 List of Activities By Program Year And Project
 DALLAS, TX

Plan Year	IDIS Project	Project	IDIS Activity ID	Activity Name	Activity Status	Program	Funded Amount	Draw Amount	Balance
1996	81	Housing Development Support	2858	1996 HOUSING DEVELOPMENT SUPPORT	Completed	CDBG	\$192,751.00	\$192,751.00	\$0.00
		Project Total					\$192,751.00	\$192,751.00	\$0.00
	82	Housing Management Support Services	2859	1996 HOUSING MANAGEMENT SUPP SERVICES	Completed	CDBG	\$284,428.00	\$284,428.00	\$0.00
		Project Total					\$284,428.00	\$284,428.00	\$0.00
	84	Dallas West Branch Library Renovations	2861	1996 DALLAS WEST BRANCH LIBRARY RENOVA.	Completed	CDBG	\$75,220.00	\$75,220.00	\$0.00
		Project Total					\$75,220.00	\$75,220.00	\$0.00
	85	J.C. Zaragoza Rec. Center Phase II Expansion	2862	J.C. ZARAGOZA REC. CTR. PH. II EXP.	Completed	CDBG	\$639,358.00	\$639,358.00	\$0.00
		Project Total					\$639,358.00	\$639,358.00	\$0.00
	86	Computer Literacy Lab	2863	COMPUTER LITERACY LAB CD6 - 5900	Completed	CDBG	\$62,161.66	\$62,161.66	\$0.00
		Project Total					\$62,161.66	\$62,161.66	\$0.00
	87	K. B. Polk Rec. Center Addition	2864	K B POLK REC CENTER ADDITION CD6 - 5940	Completed	CDBG	\$120,665.90	\$120,665.90	\$0.00
		Project Total					\$120,665.90	\$120,665.90	\$0.00
	88	Hampton/Illinois Branch Library Renovations	2865	HAMPTON/ILLINOIS BRANCH CD6 - 5940	Completed	CDBG	\$145,133.28	\$145,133.28	\$0.00
		Project Total					\$145,133.28	\$145,133.28	\$0.00
	89	Pleasant Grove Branch Library Renovations	2866	PLEASANT GROVE LIBRARY RENOVCD6 - 5901	Completed	CDBG	\$175,731.93	\$175,731.93	\$0.00
		Project Total					\$175,731.93	\$175,731.93	\$0.00
	90	Arlington Park Gymnasium Enclosure and Connection	2867	5937-CD6 ARLINGTON PARK GYM ENCL/CONN	Completed	CDBG	\$281,332.20	\$281,332.20	\$0.00
		Project Total					\$281,332.20	\$281,332.20	\$0.00
	91	Cottonwood Park Site Development	2868	5944-CD6 COTTONWOOD PARK -- SITE DEV	Completed	CDBG	\$150,000.00	\$150,000.00	\$0.00
		Project Total					\$150,000.00	\$150,000.00	\$0.00
	92	Mountain Valley Park Site Development	2869	5941 - CD6 MOUNTIAN VALLEY SITE	Completed	CDBG	\$69,897.00	\$69,897.00	\$0.00
		Project Total					\$69,897.00	\$69,897.00	\$0.00
	93	Martin Luther King, Jr. Library Renovations	2870	1996 MLK, JR. LIBRARY RENOVATIONS	Canceled	CDBG	\$0.00	\$0.00	\$0.00
		Project Total					\$0.00	\$0.00	\$0.00
	94	Arcadia Park Erosion Control & Site Development	2871	5949-CD6 ARCADIA PARK SITE /EROSION	Completed	CDBG	\$19,127.00	\$19,127.00	\$0.00
		Project Total					\$19,127.00	\$19,127.00	\$0.00
	95	Highland Hills Branch Library Renovations	2733	5897 - CD6 HIGHLAND HILLS LIBRARY	Completed	CDBG	\$34,045.00	\$34,045.00	\$0.00
		Project Total					\$34,045.00	\$34,045.00	\$0.00
	96	Bachman Area Park Site Development	2734	5936-CD6 BACHMAN AREA PARK SITE DEV	Completed	CDBG	\$250,000.00	\$250,000.00	\$0.00
		Project Total					\$250,000.00	\$250,000.00	\$0.00
	97	Kimble Park Site Development	2735	5942-CD6 KIMBLE PARK SITE DEVELOPMENT	Completed	CDBG	\$82,270.00	\$82,270.00	\$0.00
		Project Total					\$82,270.00	\$82,270.00	\$0.00
	98	After-School Program - Joppa	2737	1996 AFTER-SCHOOL PROGRAM - JOPPA	Completed	CDBG	\$5,429.87	\$5,429.87	\$0.00
		Project Total					\$5,429.87	\$5,429.87	\$0.00
	99	Adolescent Substance Abuse	2738	1996 ADOLESCENT SUBSTANCE ABUSE	Completed	CDBG	\$5,720.00	\$5,720.00	\$0.00
		Project Total					\$5,720.00	\$5,720.00	\$0.00

U.S. Department of Housing and Urban Development
 Office of Community Planning and Development
 Integrated Disbursement and Information System
 List of Activities By Program Year And Project
 DALLAS, TX

Plan Year	IDIS Project	Project	IDIS Activity ID	Activity Name	Activity Status	Program	Funded Amount	Draw Amount	Balance
1996	100	AIDS Early Intervention/Case Management Day Care (Youth)	2739	1996 AIDS EARLY INTER/CASE MGMT.DC/YOUTH	Completed	CDBG	\$80,079.38	\$80,079.38	\$0.00
		Project Total					\$80,079.38	\$80,079.38	\$0.00
	101	Adult Substance Abuse	2742	1996 ADULT SUBSTANCE ABUSE - OUTPATIENT	Completed	CDBG	\$49,688.00	\$49,688.00	\$0.00
		Project Total					\$49,688.00	\$49,688.00	\$0.00
	102	Phyllis Wheatley Park Site Improvements	2972	5945 - CD6 WHEATLY PARK IMPROVEMENTS	Completed	CDBG	\$53,396.49	\$53,396.49	\$0.00
		Project Total					\$53,396.49	\$53,396.49	\$0.00
	118	HOME - Mortgage Assistance Program	2962	1643 SHADY GLEN LANE	Canceled	CDBG	\$0.00	\$0.00	\$0.00
		Project Total					\$0.00	\$0.00	\$0.00
	119	Temporary Emergency Housing	2743	1996 TEMPORARY EMERGENCY HOUSING	Completed	CDBG	\$8,009.00	\$8,009.00	\$0.00
		Project Total					\$8,009.00	\$8,009.00	\$0.00
	120	Youth and Family Support Services	2745	1996 YOUTH AND FAMILY SUPPORT SERVICES	Completed	CDBG	\$39,096.56	\$39,096.56	\$0.00
		Project Total					\$39,096.56	\$39,096.56	\$0.00
	121	Enterprise Zone Economic Empowerment Program	2748	1996 ENTERP. ZONE ECONOMIC EMPOWERMENT	Completed	CDBG	\$27,459.44	\$27,459.44	\$0.00
		Project Total					\$27,459.44	\$27,459.44	\$0.00
	122	Downtown Oak Cliff Revitalization	2751	5845-CD6 1996 DOWNTOWN OAK CLIFF REVITAL	Completed	CDBG	\$24,763.00	\$24,763.00	\$0.00
		Project Total					\$24,763.00	\$24,763.00	\$0.00
	123	Walker - Code Enforcement/Caseworker - West	2752	1996 WALKER-CODE ENF./CASE WORKER-WEST	Completed	CDBG	\$17,205.00	\$17,205.00	\$0.00
		Project Total					\$17,205.00	\$17,205.00	\$0.00
	124	Walker - Code Enforcement - Added	2755	1996 WALKER-CODE ENFORCEMENT - ADDED	Completed	CDBG	\$15,238.00	\$15,238.00	\$0.00
		Project Total					\$15,238.00	\$15,238.00	\$0.00
	125	Walker - Pro-Active Code Enforcement	2759	1996 WALKER-PRO-ACTIVE CODE ENFORCEMENT	Completed	CDBG	\$51,769.78	\$51,769.78	\$0.00
		Project Total					\$51,769.78	\$51,769.78	\$0.00
	126	Walker - Code Enforcement Case Worker - Family	2762	1996 WALKER-CODE ENF./CASEWORKER-FAMILY	Completed	CDBG	\$13,833.00	\$13,833.00	\$0.00
		Project Total					\$13,833.00	\$13,833.00	\$0.00
	127	Maria Luna Park Site Improvements	2770	MARIA LUNA PARK SITE IMPROVEMENTS	Completed	CDBG	\$47,900.00	\$47,900.00	\$0.00
		Project Total					\$47,900.00	\$47,900.00	\$0.00
	129	Storey Lane - Sidewalk Installation	2773	1996 STOREY LANE - SIDEWALK INSTALLATION	Completed	CDBG	\$2,147.97	\$2,147.97	\$0.00
		Project Total					\$2,147.97	\$2,147.97	\$0.00
	130	Dallas Nature Center Renovations & Expansion	2973	DALLAS NATURE CENTER REN/EXPAND	Canceled	CDBG	\$0.00	\$0.00	\$0.00
		Project Total					\$0.00	\$0.00	\$0.00
	131	Section 108 Repayment	2775	1996 SECTION 108 REPAYMENT	Completed	CDBG	\$911,554.00	\$911,554.00	\$0.00
		Project Total					\$911,554.00	\$911,554.00	\$0.00
	132	After-School Program - Bayles Elementary	2779	1996 BAYLES ELEMENT. AFTER SCHOOL PROG	Completed	CDBG	\$1,957.00	\$1,957.00	\$0.00
		Project Total					\$1,957.00	\$1,957.00	\$0.00
	133	After-School Program - Cochran Elementary	2780	1996 AFTER/SCHOOL PROG./COCHRAN ELEMENT.	Completed	CDBG	\$131.00	\$131.00	\$0.00
		Project Total					\$131.00	\$131.00	\$0.00

U.S. Department of Housing and Urban Development
 Office of Community Planning and Development
 Integrated Disbursement and Information System
 List of Activities By Program Year And Project
 DALLAS, TX

Plan Year	IDIS Project	Project	IDIS Activity ID	Activity Name	Activity Status	Program	Funded Amount	Draw Amount	Balance
1996	134	After-School Program - L.K. Hall Elementary	2783	1996 AFTER-SCH PROG.-L.K. HALL ELEMENT.	Completed	CDBG	\$3,729.00	\$3,729.00	\$0.00
		Project Total					\$3,729.00	\$3,729.00	\$0.00
	135	After-School Program - Macon Elementary	2784	1996 AFTER-SCH. PROG.- MACON ELEMENTARY	Completed	CDBG	\$3,693.16	\$3,693.16	\$0.00
		Project Total					\$3,693.16	\$3,693.16	\$0.00
	136	After-School Program - Clinton P. Russell Elementary	2785	1996 AFTER-SCH.PROG/CLINTON P RUSSELL EM	Completed	CDBG	\$10,292.00	\$10,292.00	\$0.00
		Project Total					\$10,292.00	\$10,292.00	\$0.00
	137	After-School Program - Stephen Foster Elementary	2786	1996 AFTER-SCH.PROG/STEPHEN FOSTER ELEME	Completed	CDBG	\$5,107.74	\$5,107.74	\$0.00
		Project Total					\$5,107.74	\$5,107.74	\$0.00
	138	The Science Place Classroom Construction	2787	5903 - CD6 SCIENCE PLACE CLASSROMM	Canceled	CDBG	\$0.00	\$0.00	\$0.00
		Project Total					\$0.00	\$0.00	\$0.00
	139	Teen Violence - Victim Outreach	2789	1996 TEEN VIOLENCE-VICTIM OUTREACH	Completed	CDBG	\$35,000.00	\$35,000.00	\$0.00
		Project Total					\$35,000.00	\$35,000.00	\$0.00
	140	Youth and Job Training - Pleasant Wood/Pleasant Grove Area	2791	YOUTH & JOB TRAIING PLEASANT WOOD/P GROVE	Completed	CDBG	\$40,000.00	\$40,000.00	\$0.00
		Project Total					\$40,000.00	\$40,000.00	\$0.00
	141	Employment Assistance Program (East Dallas Area)	2792	1996 EMPLMT ASSIST. PROG.(EAST DLS AREA)	Completed	CDBG	\$26,164.00	\$26,164.00	\$0.00
		Project Total					\$26,164.00	\$26,164.00	\$0.00
	142	After-School Program - Travis Elem.	2793	1996 AFTER-SCH PROG-TRAVIS ELEMENTARY	Completed	CDBG	\$10,486.00	\$10,486.00	\$0.00
		Project Total					\$10,486.00	\$10,486.00	\$0.00
	143	Shauns Children's Place Renovations	2798	1996 SHAUNS CHILDREN'S PLACE RENOVATIONS	Completed	CDBG	\$2,222.00	\$2,222.00	\$0.00
		Project Total					\$2,222.00	\$2,222.00	\$0.00
	144	Our Brother's Keeper Acquisition	2799	1996 OUR BROTHER'S KEEPER ACQUISITION	Completed	CDBG	\$115,000.00	\$115,000.00	\$0.00
		Project Total					\$115,000.00	\$115,000.00	\$0.00
	145	Community Center for the Deaf Renovations	2801	1996 COMMUNITY CTR FOR THE DEAF RENOVA.	Completed	CDBG	\$0.00	\$0.00	\$0.00
		Project Total					\$0.00	\$0.00	\$0.00
	146	E's Haven Academy Renovations & Expansion	2804	1996 E'S HAVEN ACADEMY RENOV CD6 5877	Completed	CDBG	\$49,528.55	\$49,528.55	\$0.00
		Project Total					\$49,528.55	\$49,528.55	\$0.00
	147	Joppa After-School Program Site Renovations	2805	1996 JOPPA AFTER-SCH. PROG. SITE RENOVA.	Canceled	CDBG	\$0.00	\$0.00	\$0.00
		Project Total					\$0.00	\$0.00	\$0.00
	148	Alameda Heights Community Center Renovations	2803	1996 ALAMEDA HEIGHTS COMM. CTR. RENOVA.	Completed	CDBG	\$1,681.00	\$1,681.00	\$0.00
		Project Total					\$1,681.00	\$1,681.00	\$0.00
	149	Oak Cliff Boys and Girls Club Renovations	2806	1996 OAK CLIFF BOYS & GIRLS CLUB RENOVA.	Completed	CDBG	\$79,000.00	\$79,000.00	\$0.00
		Project Total					\$79,000.00	\$79,000.00	\$0.00
	150	Phoenix Project Renovations	2807	1996 PHOENIX PROJECT RENOVATIONS	Completed	CDBG	\$7,050.00	\$7,050.00	\$0.00
		Project Total					\$7,050.00	\$7,050.00	\$0.00
	151	Honey Springs Cemetery Clearance	2809	5955- CD6 BULOVA HOMECOMING CEMETARY	Completed	CDBG	\$27,545.66	\$27,545.66	\$0.00
		Project Total					\$27,545.66	\$27,545.66	\$0.00

U.S. Department of Housing and Urban Development
 Office of Community Planning and Development
 Integrated Disbursement and Information System
 List of Activities By Program Year And Project
 DALLAS, TX

Plan Year	IDIS Project	Project	IDIS Activity ID	Activity Name	Activity Status	Program	Funded Amount	Draw Amount	Balance
1996	152	Martin Luther King, Jr. Community Center Needs Assessment	2813	1996 MLK COMMUNITY CTR NEEDS ASSESSMENT	Completed	CDBG	\$20,000.00	\$20,000.00	\$0.00
		Project Total					\$20,000.00	\$20,000.00	\$0.00
	153	West Dallas Employment Assessment	2811	1996 WEST DALLAS EMPLOYMENT ASSESSMENT	Completed	CDBG	\$68,955.79	\$68,955.79	\$0.00
		Project Total					\$68,955.79	\$68,955.79	\$0.00
	154	Parks Contract Monitoring	2814	1996 PARKS CONTRACT MONITORING	Completed	CDBG	\$18,475.00	\$18,475.00	\$0.00
		Project Total					\$18,475.00	\$18,475.00	\$0.00
	155	Benchmarking Study	2816	1996 BENCHMARKING STUDY	Completed	CDBG	\$37,960.76	\$37,960.76	\$0.00
		Project Total					\$37,960.76	\$37,960.76	\$0.00
	159	REPROG FIRST TIME HOMEBUYERS	2974	SECOND MORTGAGE FIRST TIME HOMEBUYERS	Completed	CDBG	\$1,075.39	\$1,075.39	\$0.00
			2990	RENTAL HOUSING PRESERVATION	Completed	CDBG	\$0.00	\$0.00	\$0.00
		Project Total					\$1,075.39	\$1,075.39	\$0.00
	160	REPROGRAMMING BUDGET #2	2975	0960-R96 SOUTHERN SKATES (LOAN)	Completed	CDBG	\$499,235.24	\$499,235.24	\$0.00
			2976	0961 - R95 URBANDALE PARK SITE IMPR	Completed	CDBG	\$164,193.95	\$164,193.95	\$0.00
			2977	EAST DALLAS CHRISTIAN CHURCH	Completed	CDBG	\$79,500.00	\$79,500.00	\$0.00
			2978	TR HOOVERS IHAP MULTIPURPOSE CENTER	Completed	CDBG	\$180,000.00	\$180,000.00	\$0.00
		Project Total					\$922,929.19	\$922,929.19	\$0.00
		Program Total				CDBG	\$11,449,689.82	\$11,449,689.82	\$0.00
		1996 Total					\$11,449,689.82	\$11,449,689.82	\$0.00
1997	1	PUBLIC SERVICES - YOUTH SERVICES	3000	AFTER SCHOOL PROGRAMS-FANNIN ELEMENTARY	Completed	CDBG	\$16,470.00	\$16,470.00	\$0.00
			3090	AFTER SCHOOL PROGRAM-BURLESON ELEMENTARY	Completed	CDBG	\$15,944.62	\$15,944.62	\$0.00
			3091	AFTER SCHOOL PROGRAM-FIRESIDE REC CENTER	Completed	CDBG	\$11,985.23	\$11,985.23	\$0.00
			3092	AFTER SCHOOL PROGRAM-MILAM ELEM.	Completed	CDBG	\$5,848.60	\$5,848.60	\$0.00
			3093	AFTER SCHOOL PROGRAM-BAYLES ELEM.	Completed	CDBG	\$15,365.54	\$15,365.54	\$0.00
			3094	AFTER SCHOOL PROGRAM-CITY PARK ELEM.	Completed	CDBG	\$15,920.00	\$15,920.00	\$0.00
			3095	AFTER SCH. PROG.-CLINTON P. RUSSELL ELEM	Completed	CDBG	\$17,690.78	\$17,690.78	\$0.00
			3096	AFTER SCHOOL PROGRAM-COCHRAN ELEM.	Completed	CDBG	\$15,892.70	\$15,892.70	\$0.00
			3097	AFTER SCHOOL PROGRAM-DAN D. ROGERS ELEM.	Completed	CDBG	\$15,919.40	\$15,919.40	\$0.00
			3099	AFTER SCH PROG-DAVID G.BURNET REC. CNTR	Completed	CDBG	\$15,910.00	\$15,910.00	\$0.00
			3100	AFTER SCHOOL PROG-ELISHA M. PEASE ELEM.	Completed	CDBG	\$15,920.00	\$15,920.00	\$0.00
			3101	AFTER SCHOOL PROGRAM-JOPPA AREA	Completed	CDBG	\$23,054.00	\$23,054.00	\$0.00
			3102	AFTER SCHOOL PROG - K.B. POLK REC CNTR	Completed	CDBG	\$15,920.00	\$15,920.00	\$0.00
			3103	AFTER SCHOOL PROG-LEILAH P. COWART ELEM.	Completed	CDBG	\$15,920.00	\$15,920.00	\$0.00
			3105	AFTER SCHOOL PROG-L.K. HALL ELEM.	Completed	CDBG	\$13,435.74	\$13,435.74	\$0.00
			3106	AFTERSCHOOL PROGRAM-MACON ELEM.	Completed	CDBG	\$15,920.00	\$15,920.00	\$0.00
			3107	AFTER SCHOOL PROGRAM-MARCUS REC CENTER	Completed	CDBG	\$15,619.65	\$15,619.65	\$0.00
			3108	AFTER SCHOOL PROGRAM-N.W. HARLEE ELEM	Completed	CDBG	\$15,344.23	\$15,344.23	\$0.00

U.S. Department of Housing and Urban Development
 Office of Community Planning and Development
 Integrated Disbursement and Information System
 List of Activities By Program Year And Project
 DALLAS, TX

Plan Year	IDIS Project	Project	IDIS Activity ID	Activity Name	Activity Status	Program	Funded Amount	Draw Amount	Balance	
1997	1	PUBLIC SERVICES - YOUTH SERVICES	3109	AFTER SCHOOL PROG-OBADIAH KNIGHT ELEM	Completed	CDBG	\$15,920.00	\$15,920.00	\$0.00	
			3110	AFTER SCHOOL PROG-LARRY JOHNSON REC/HALL	Completed	CDBG	\$23,054.00	\$23,054.00	\$0.00	
			3111	AFTER SCHOOL PROGRAM-SKYVIEW ELEM	Completed	CDBG	\$20,900.00	\$20,900.00	\$0.00	
			3112	AFTER SCHOOL PROGRAM-STEPHEN FOSTER ELEM	Canceled	CDBG	\$0.00	\$0.00	\$0.00	
			3113	AFTER SCHOOL PROGRAM-VICKERY MEADOWS	Completed	CDBG	\$20,116.30	\$20,116.30	\$0.00	
			3114	AFTER SCHOOL PROG-WILLIAM B. TRAVIS ELEM	Completed	CDBG	\$3,799.00	\$3,799.00	\$0.00	
			3115	AFTER SCHOOL PROG FANNIE C. HARRIS	Completed	CDBG	\$22,903.79	\$22,903.79	\$0.00	
			3116	KLEBERG/RYLIE SUMMER YOUTH PROGRAM	Completed	CDBG	\$15,000.00	\$15,000.00	\$0.00	
			3117	1997 SEND A KID TO CAMP	Completed	CDBG	\$31,058.51	\$31,058.51	\$0.00	
			3118	HOMEWORK CENTERS	Completed	CDBG	\$35,513.00	\$35,513.00	\$0.00	
			3119	TEEN CENTERS	Completed	CDBG	\$52,300.00	\$52,300.00	\$0.00	
			3120	AFRICAN AMERICAN MUSEUM YOUTH ENRICHMENT	Completed	CDBG	\$50,000.00	\$50,000.00	\$0.00	
			3121	CITY GANG PREVENTION CULTURAL ARTS PROG.	Completed	CDBG	\$44,598.00	\$44,598.00	\$0.00	
	Project Total							\$613,243.09	\$613,243.09	\$0.00
	2	PUBLIC SERVICES - CLINICAL HEALTH SERVICES - YOUTH		3122	AIDS EARLY INTERVENTION/CASE MANAGEMENT	Completed	CDBG	\$88,000.00	\$88,000.00	\$0.00
				3123	HOSPICE/RESPIRE CARE FOR CHILDREN W/AIDS	Completed	CDBG	\$39,000.00	\$39,000.00	\$0.00
				3124	CLINICAL DENTAL CARE PROGRAM	Completed	CDBG	\$200,000.00	\$200,000.00	\$0.00
				3125	ADOLESCENT SUBSTANCE ABUSE-INPATIENT	Canceled	CDBG	\$0.00	\$0.00	\$0.00
				3126	ADOLESCENT SUBSTANCE ABUSE-OUTPATIENT	Canceled	CDBG	\$0.00	\$0.00	\$0.00
	Project Total							\$327,000.00	\$327,000.00	\$0.00
	3	PUBLIC SERVICES - CLINICAL HEALTH SERVICES - NON-YOUTH		3130	AIDS EARLY INTV/CASE MNGT/DAY CARE ADULT	Completed	CDBG	\$113,000.00	\$113,000.00	\$0.00
3131				AIDS EDUC/LOWER INCOME INDIV. PROGRAM	Completed	CDBG	\$79,000.00	\$79,000.00	\$0.00	
3132				AFRICAN AMERICAN DIABETES PREV. & EDUC.	Completed	CDBG	\$50,000.00	\$50,000.00	\$0.00	
Project Total							\$242,000.00	\$242,000.00	\$0.00	
4	PUBLIC SERVICES - SENIOR SERVICES		3140	CITY GERIATRIC AND CRISIS INTERVENTION	Completed	CDBG	\$80,897.00	\$80,897.00	\$0.00	
			3141	CITY OFFICE OF SENIOR AFFAIRS	Completed	CDBG	\$109,505.00	\$109,505.00	\$0.00	
			3142	SENIOR SERVICES PROGRAM	Completed	CDBG	\$57,862.48	\$57,862.48	\$0.00	
Project Total							\$248,264.48	\$248,264.48	\$0.00	
5	PUBLIC SERVICES - HOMELESS/TEMPORARY HOUSING		3143	TEMPORARY EMERGENCY HOUSING	Completed	CDBG	\$50,000.00	\$50,000.00	\$0.00	
			3355	ESG CONTRACTS	Open	CDBG	\$0.00	\$0.00	\$0.00	
			3562	SSSSS	Open	CDBG	\$0.00	\$0.00	\$0.00	
Project Total							\$50,000.00	\$50,000.00	\$0.00	
6	PUBLIC SERVICES - HOUSING COUNSELING		3147	LEGAL SERVICES FOR AFFORDABLE HOUSING	Completed	CDBG	\$23,718.80	\$23,718.80	\$0.00	
Project Total							\$23,718.80	\$23,718.80	\$0.00	
7	PUBLIC SERVICES - OTHER		3585	OPEN ARMS	Canceled	CDBG	\$0.00	\$0.00	\$0.00	
Project Total							\$0.00	\$0.00	\$0.00	

U.S. Department of Housing and Urban Development
 Office of Community Planning and Development
 Integrated Disbursement and Information System
 List of Activities By Program Year And Project
 DALLAS, TX

Plan Year	IDIS Project	Project	IDIS Activity ID	Activity Name	Activity Status	Program	Funded Amount	Draw Amount	Balance
1997	8	PUBLIC SERVICES - OTHER - YOUTH	3153	YOUTH JOB TRAINING PROGRAM	Completed	CDBG	\$75,000.00	\$75,000.00	\$0.00
			3154	YOUTH-RELATED SOCIAL SERVICES	Completed	CDBG	\$29,250.00	\$29,250.00	\$0.00
			3155	TEEN VIOLENCE-VICTIM OUTREACH	Completed	CDBG	\$35,000.00	\$35,000.00	\$0.00
			3156	YOUTH&JOB TRNG(PLEASANT WOODS/GROVE AREA	Completed	CDBG	\$40,000.00	\$40,000.00	\$0.00
			3157	ENGLISH LANGUAGE TUTORING PROGRAM	Completed	CDBG	\$53,218.00	\$53,218.00	\$0.00
			Project Total						\$232,468.00
	9	PUBLIC SERVICES - OTHER - NON-YOUTH	3158	DOMESTIC VIOLENCE	Completed	CDBG	\$46,000.00	\$46,000.00	\$0.00
			3159	PARENTING & EARLY CHILDHOOD DEVELOPMENT	Completed	CDBG	\$25,000.00	\$25,000.00	\$0.00
			Project Total						\$71,000.00
	10	HOUSING - LEGAL COMMITMENT/MANDATES	3001	WALKER -CODE ENFORCEMENT-ADDED	Completed	CDBG	\$116,206.00	\$116,206.00	\$0.00
			3002	WALKER CODE ENF./CASEWORKER FAMILY	Completed	CDBG	\$25,964.00	\$25,964.00	\$0.00
			3003	WALKER CODE ENF./CASEWORKER-WEST	Completed	CDBG	\$2,061.00	\$2,061.00	\$0.00
			3004	WALKER PRO-ACTIVE CODE ENFORCEMENT	Completed	CDBG	\$316,250.00	\$316,250.00	\$0.00
			Project Total						\$460,481.00
	11	HOUSING - HOME OWNERSHIP OPPORTUNITIES	3009	MORTGAGE ASSISTANCE PROGRAM	Completed	CDBG	\$794,738.00	\$794,738.00	\$0.00
			3010	HOME-UP FRONT COST ASSISTANCE	Canceled	CDBG	\$0.00	\$0.00	\$0.00
			3011	UP FRONT COST ASSISTANCE-FREDDIE MAC	Completed	CDBG	\$250,000.00	\$250,000.00	\$0.00
			3012	UP FRONT COST ASSISTANCE	Completed	CDBG	\$424,240.00	\$424,240.00	\$0.00
			3013	HOME-MORTGAGE ASSISTANCE PROGRAM	Open	CDBG	\$0.00	\$0.00	\$0.00
			3398	4550 BESSIE DRIVE	Canceled	CDBG	\$0.00	\$0.00	\$0.00
			3681	10240 BLACKJACK OAKS DRIVE	Completed	CDBG	\$0.00	\$0.00	\$0.00
			3690	1423 BAYWOOD ST.	Completed	CDBG	\$0.00	\$0.00	\$0.00
			3707	7843 SECO	Completed	CDBG	\$0.00	\$0.00	\$0.00
			3724	1213 EASY ST	Canceled	CDBG	\$0.00	\$0.00	\$0.00
			3743	4815 KILDARE AVENUE	Completed	CDBG	\$0.00	\$0.00	\$0.00
	Project Total						\$1,468,978.00	\$1,468,978.00	\$0.00
	12	HOUSING - HOME OWNER REPAIR	3018	VOLUNTEERS IN PLUMBING-MINOR PLUMBING	Completed	CDBG	\$26,540.14	\$26,540.14	\$0.00
3019			DALLAS YOUTH SERVICES CORPS	Completed	CDBG	\$100,000.00	\$100,000.00	\$0.00	
3020			HOME IMPROVEMENT PROGRAM-FREDDIE MAC	Canceled	CDBG	\$0.00	\$0.00	\$0.00	
3021			CD7 HOME IMPROVEMENT - CITY WIDE	Completed	CDBG	\$1,050,000.00	\$1,050,000.00	\$0.00	
3022			HOME- HOME IMPROVEMEMT PROG.-CITYWIDE	Open	CDBG	\$0.00	\$0.00	\$0.00	
3023			HOUSING ASSISTANCE SUPPORT	Completed	CDBG	\$1,158,603.00	\$1,158,603.00	\$0.00	
3024			CD 7 MINOR HOME REPAIR - CITY WIDE	Completed	CDBG	\$1,092,510.00	\$1,092,510.00	\$0.00	
3025			SOUTH DALLAS/FAIR PARK MHR	Completed	CDBG	\$100,000.00	\$100,000.00	\$0.00	
3026			PEOPLE-HELPING-PEOPLE	Completed	CDBG	\$563,038.00	\$563,038.00	\$0.00	
3399			3716 PROSPERITY	Completed	CDBG	\$0.00	\$0.00	\$0.00	
4099			123 EASY STREET	Canceled	CDBG	\$0.00	\$0.00	\$0.00	
Project Total						\$4,090,691.14	\$4,090,691.14	\$0.00	

U.S. Department of Housing and Urban Development
 Office of Community Planning and Development
 Integrated Disbursement and Information System
 List of Activities By Program Year And Project
 DALLAS, TX

Plan Year	IDIS Project	Project	IDIS Activity ID	Activity Name	Activity Status	Program	Funded Amount	Draw Amount	Balance	
1997	13	HOUSING - OTHER - RENTAL ASSIST/OTHER NEIGH. REVITALIZATION	3027	DEDICATED SAFE II EXPANSION CODE INSP.	Completed	CDBG	\$391,145.82	\$391,145.82	\$0.00	
			3028	HISTORIC FACADE IMPROVEMENTS	Completed	CDBG	\$50,900.00	\$50,900.00	\$0.00	
			3029	INTOWN HOUSING IMPLEMENTATION	Completed	CDBG	\$100,879.83	\$100,879.83	\$0.00	
			3030	DARTWAY RELOCATION	Completed	CDBG	\$60,000.00	\$60,000.00	\$0.00	
			Project Total				\$602,925.65	\$602,925.65	\$0.00	
		14	ECONOMIC DEVELOPMENT - BUSINESS LOANS	3033	SO. DALLAS ECO. DEV. PROG. ADMIN.-SDDC	Completed	CDBG	\$175,000.00	\$175,000.00	\$0.00
			Project Total				\$175,000.00	\$175,000.00	\$0.00	
		15	ECONOMIC DEVELOPMENT - TECHNICAL ASSISTANCE	3034	DOWNTOWN OAK CLIFF REVITALIZATION	Completed	CDBG	\$19,798.00	\$19,798.00	\$0.00
	3035			ENTERPRISE ZONE ECON EMPOWERMENT (BAC)	Completed	CDBG	\$234,026.30	\$234,026.30	\$0.00	
	3036			SO.DALLAS ECO. DEV. PROG.-PROF/TECH.SDDC	Completed	CDBG	\$12,206.88	\$12,206.88	\$0.00	
	3037			MLK, JR. BLVD. REVITALIZATION	Completed	CDBG	\$19,240.78	\$19,240.78	\$0.00	
	3038			MAPLE AVE. REVITALIZATION	Completed	CDBG	\$30,560.00	\$30,560.00	\$0.00	
			Project Total				\$315,831.96	\$315,831.96	\$0.00	
		16	ECONOMIC DEVELOPMENT - COMM/INDUST/ACQU/REHAB/INFRA	3039	MCCOMMAS BLUFF DEVELOPMENT	Completed	CDBG	\$133,499.72	\$133,499.72	\$0.00
	3040			SPRING PLAZA (GRANT)	Completed	CDBG	\$176,220.00	\$176,220.00	\$0.00	
			Project Total				\$309,719.72	\$309,719.72	\$0.00	
		17	PUBLIC IMPROVEMENTS - CITY FACILITIES	3041	ARCADIA RECREATION CENTER-FLOOR	Completed	CDBG	\$24,999.78	\$24,999.78	\$0.00
	3042			BACHMAN LAKE PARK-TRAIL & PARKING IMP.	Completed	CDBG	\$332,495.00	\$332,495.00	\$0.00	
	3043			BISHOP FLORES PARK ER. CONTROL & LIGHTS	Completed	CDBG	\$81,534.00	\$81,534.00	\$0.00	
	3044			COCHRAN PARK-SITE IMPROVEMENTS	Completed	CDBG	\$95,718.78	\$95,718.78	\$0.00	
	3045			CRAWFORD ELAM PARK-TRAIL IMPROVEMENTS	Completed	CDBG	\$233,858.46	\$233,858.46	\$0.00	
	3046			CUMMINGS RECREATION CNTR. (DESIGN)	Completed	CDBG	\$59,626.77	\$59,626.77	\$0.00	
	3047			FIRESIDE RECREATION CENTER (DESIGN)	Completed	CDBG	\$50,000.00	\$50,000.00	\$0.00	
	3048			FIVE MILE CREEK TRAIL CONSTRUCTION	Completed	CDBG	\$93,662.95	\$93,662.95	\$0.00	
	3049			JC PHELPS RECREATION CENTER ROOF RENOV.	Completed	CDBG	\$87,533.00	\$87,533.00	\$0.00	
	3050			KIDD SPRINGS REC.CTR. GYM FLOOR/BLEACHER	Completed	CDBG	\$29,675.00	\$29,675.00	\$0.00	
	3051			KLEBERG/RYLIE PARK - PARKING EXPANSION	Completed	CDBG	\$97,038.02	\$97,038.02	\$0.00	
3053	KLEBERG/RYLIE PARK			Canceled	CDBG	\$0.00	\$0.00	\$0.00		
3054	KLEBERG/RYLIE PARK - BALLFIELD LIGHTING			Completed	CDBG	\$71,292.00	\$71,292.00	\$0.00		
3055	MOORE PARK PLAYGROUND			Completed	CDBG	\$69,249.33	\$69,249.33	\$0.00		
3056	MOUNTAIN VALLEY PARK (BALLFIELD IMP.)			Completed	CDBG	\$71,999.62	\$71,999.62	\$0.00		
3057	RANDALL PARK PLAYGROUND-PICNIC SHELTER			Completed	CDBG	\$129,999.00	\$129,999.00	\$0.00		
3058	SEATON PARK-ATHLETIC FIELD IMPROVEMENTS	Completed	CDBG	\$98,338.07	\$98,338.07	\$0.00				
3059	WINNETKA PARK-IMPROVEMENTS	Completed	CDBG	\$16,000.00	\$16,000.00	\$0.00				
		Project Total				\$1,643,019.78	\$1,643,019.78	\$0.00		
	18	PUBLIC IMPROVEMENTS - CITY INFRASTRUCTURE	3060	2800 BLK BIRMINGHAM-SIDEWALK,CURB,GUTTER	Completed	CDBG	\$52,337.27	\$52,337.27	\$0.00	
3061			400-500 E. TENTH-SIDEWALK,CURB & GUTTER	Completed	CDBG	\$117,184.01	\$117,184.01	\$0.00		
3062			DAVIS-BISHOP AREA IMPROVEMENTS(DESIGN)	Completed	CDBG	\$90,975.00	\$90,975.00	\$0.00		

U.S. Department of Housing and Urban Development
 Office of Community Planning and Development
 Integrated Disbursement and Information System
 List of Activities By Program Year And Project
 DALLAS, TX

Plan Year	IDIS Project	Project	IDIS Activity ID	Activity Name	Activity Status	Program	Funded Amount	Draw Amount	Balance
1997	18	Project Total					\$260,496.28	\$260,496.28	\$0.00
	19	PUBLIC IMPROVEMENTS - NON-PROFITS	3066	BOYS/GIRLS CLUB E.DALLAS- RENOVATION	Completed	CDBG	\$90,000.00	\$90,000.00	\$0.00
			3067	BOYS/GIRLS CLUB W.DALLAS - RENOVATION	Completed	CDBG	\$127,780.00	\$127,780.00	\$0.00
			3068	PAUL QUINN COLLEGE-STADIUM IMPROVEMENTS	Canceled	CDBG	\$0.00	\$0.00	\$0.00
			3069	CLEAN SOUTH DALLAS-PARKING & PAVILLION	Completed	CDBG	\$50,766.03	\$50,766.03	\$0.00
		Project Total					\$268,546.03	\$268,546.03	\$0.00
	20	FAIR HOUSING/PLANNING OVERSIGHT - FAIR HOUSING	3070	WALKER-FAIR HOUSING ENF.-CONT. FUNDING	Completed	CDBG	\$128,668.00	\$128,668.00	\$0.00
			3071	WALKER-FAIR HOUSING ENF.-ADDED	Completed	CDBG	\$416,602.39	\$416,602.39	\$0.00
			3072	WALKER-HOUSING COMPLIANCE ACTIVITIES	Completed	CDBG	\$97,736.00	\$97,736.00	\$0.00
			3073	WALKER-RENT OPTION	Completed	CDBG	\$68,000.00	\$68,000.00	\$0.00
			3074	WALKER-WALKER PROJECT, INC.	Completed	CDBG	\$198,400.00	\$198,400.00	\$0.00
		Project Total					\$909,406.39	\$909,406.39	\$0.00
	21	FAIR HOUSING/PLANNING OVERSIGHT - PROGRAM ADMINISTRATION	3075	CD FINANCIAL MANAGEMENT	Completed	CDBG	\$144,000.00	\$144,000.00	\$0.00
			3076	COMPLIANCE & EVALUATION PROGRAM	Completed	CDBG	\$284,381.46	\$284,381.46	\$0.00
			3077	CITIZEN PARTICIPATION/CDC SUPPORT	Completed	CDBG	\$117,862.00	\$117,862.00	\$0.00
			3078	CONSOLIDATED PLAN (HUD PROG.) OVERSIGHT	Completed	CDBG	\$304,893.00	\$304,893.00	\$0.00
			3079	CD AUDITS	Completed	CDBG	\$20,000.00	\$20,000.00	\$0.00
			3080	CD RISK LIABILITY	Completed	CDBG	\$129,466.00	\$129,466.00	\$0.00
			3081	ECONOMIC EMPOWERMENT PROGRAM	Completed	CDBG	\$58,000.00	\$58,000.00	\$0.00
			3082	SO. DALLAS ECO. DEV. COMP. & EVAL.	Completed	CDBG	\$21,843.90	\$21,843.90	\$0.00
			3083	HEALTH CONTRACT MONITORING	Completed	CDBG	\$242,735.00	\$242,735.00	\$0.00
			3084	HOUSING MANAGEMENT SUPPORT SERVICES	Completed	CDBG	\$1,102,994.00	\$1,102,994.00	\$0.00
			3085	PARKS CONTRACT MONITORING	Completed	CDBG	\$26,682.00	\$26,682.00	\$0.00
			3162	ESG - ADMINISTRATION	Open	CDBG	\$0.00	\$0.00	\$0.00
			3164	HOPWA-PROGRAM ADMINISTRATION	Open	CDBG	\$0.00	\$0.00	\$0.00
			3165	HOPWA-PROGRAM ADMIN./DALLAS COUNTY	Open	CDBG	\$0.00	\$0.00	\$0.00
		Project Total					\$2,452,857.36	\$2,452,857.36	\$0.00
	22	FAIR HOUSING/PLANNING OVERSIGHT - PROGRAM ADMINISTRATION	3086	CD LEGAL SUPPORT	Completed	CDBG	\$110,680.00	\$110,680.00	\$0.00
		Project Total					\$110,680.00	\$110,680.00	\$0.00
	44	FAIR HOUSING/PLANNING OVERSIGHT PROGRAM ADMINISTRATION	3087	INDIRECT COST	Completed	CDBG	\$105,240.00	\$105,240.00	\$0.00
		Project Total					\$105,240.00	\$105,240.00	\$0.00
	45	FAIR HOUSING/PLANNING OVERSIGHT - PROGRAM ADMINISTRATION	3088	HISTORIC PRESERVATION REVIEWS/MITIGATION	Completed	CDBG	\$27,031.92	\$27,031.92	\$0.00
		Project Total					\$27,031.92	\$27,031.92	\$0.00
	46	SECTION 108 REPAYMENTS	3089	SECTION 108 REPAYMENTS	Completed	CDBG	\$2,368,401.00	\$2,368,401.00	\$0.00
		Project Total					\$2,368,401.00	\$2,368,401.00	\$0.00
	47	PUBLIC SERVICES-YOUTH SERVICES	3136	CHILD CARE SERVICES PROGRAM	Completed	CDBG	\$223,503.00	\$223,503.00	\$0.00

U.S. Department of Housing and Urban Development
 Office of Community Planning and Development
 Integrated Disbursement and Information System
 List of Activities By Program Year And Project
 DALLAS, TX

Plan Year	IDIS Project	Project	IDIS Activity ID	Activity Name	Activity Status	Program	Funded Amount	Draw Amount	Balance
1997	47	PUBLIC SERVICES-YOUTH SERVICES	3137	CITY CHILD CARE SERVICES	Completed	CDBG	\$439,192.00	\$439,192.00	\$0.00
		Project Total					\$662,695.00	\$662,695.00	\$0.00
	48	PUBLIC SERVICES-CLINICAL HEALTH SERVICES-YOUTH	3127	ADOLESCENT SUBSTANCE ABUSE-INPATIENT	Completed	CDBG	\$65,000.00	\$65,000.00	\$0.00
			3128	ADOLESCENT SUBSTANCE ABUSE-OUTPATIENT	Completed	CDBG	\$25,000.00	\$25,000.00	\$0.00
		Project Total					\$90,000.00	\$90,000.00	\$0.00
	49	PUBLIC SERVICES-CLINICAL HEALTH SERVICES-NON-YOUTH	3129	ADULT SUBSTANCE ABUSE	Completed	CDBG	\$37,080.00	\$37,080.00	\$0.00
		Project Total					\$37,080.00	\$37,080.00	\$0.00
	50	HOUSING - LEGAL COMMITMENT/MANDATES	3005	CD7 WALKER - HIP -WEST	Completed	CDBG	\$100,000.00	\$100,000.00	\$0.00
			3006	CD7 WALKER HMR -WEST	Completed	CDBG	\$100,000.00	\$100,000.00	\$0.00
		Project Total					\$200,000.00	\$200,000.00	\$0.00
	51	HOUSING-LEGAL COMMITMENT/MANDATES	3007	RENTAL HOUSING PRESERVATION	Completed	CDBG	\$1,150,000.00	\$1,150,000.00	\$0.00
			3008	HOME-REVOLVING LOAN FUND	Open	CDBG	\$0.00	\$0.00	\$0.00
		Project Total					\$1,150,000.00	\$1,150,000.00	\$0.00
	52	PUBLIC SERVICES-YOUTH SERVICES	3138	ADOLESCENT HEALTH SERVICES PROGRAM	Completed	CDBG	\$59,999.99	\$59,999.99	\$0.00
			3139	CITY ADOLESCENT HEALTH SERVICES	Completed	CDBG	\$160,023.00	\$160,023.00	\$0.00
		Project Total					\$220,022.99	\$220,022.99	\$0.00
	53	HOUSING-HOMEOWNERSHIP OPPORTUNITIES	3014	HOUSING DEVELOPMENT SUPPORT	Completed	CDBG	\$939,852.00	\$939,852.00	\$0.00
		Project Total					\$939,852.00	\$939,852.00	\$0.00
	54	HOUSING - HOME OWNERSHIP OPPORTUNITIES	3408	CHDO - OPERATING ASSISTANCE	Open	CDBG	\$0.00	\$0.00	\$0.00
		Project Total					\$0.00	\$0.00	\$0.00
	55	HOUSING - HOME OWNERSHIP OPPORTUNITIES	3016	HOME-CHDO PROJECTS	Open	CDBG	\$0.00	\$0.00	\$0.00
			4287	MEADOWS APARTMENTS - ICDC	Canceled	CDBG	\$0.00	\$0.00	\$0.00
		Project Total					\$0.00	\$0.00	\$0.00
	57	PUBLIC SERVICES- YOUTH SERVICES	3133	ADOLESCENT GANG INTERVENTION PROGRAM	Completed	CDBG	\$100,000.00	\$100,000.00	\$0.00
			3134	GANG INTRV/PREV.YOUTH MNTRNG(RANCH CNPT)	Completed	CDBG	\$40,000.00	\$40,000.00	\$0.00
			3135	YOUTH AND FAMILY SUPPORT SERVICES	Canceled	CDBG	\$0.00	\$0.00	\$0.00
		Project Total					\$140,000.00	\$140,000.00	\$0.00
	58	PUBLIC SERVICES-OTHER-NON-YOUTH	3160	DEDICATED SAFE II EXP INSP SUPPORT POLIC	Completed	CDBG	\$229,501.07	\$229,501.07	\$0.00
			3161	NEIGHBORHOOD ANTI-DRUG PROGRAM	Completed	CDBG	\$30,000.00	\$30,000.00	\$0.00
		Project Total					\$259,501.07	\$259,501.07	\$0.00
	59	PUBLIC IMPROVEMENTS-NON-PROFITS	3063	EAST DALLAS CHRISTIAN CHURCH-COMM. CTR.	Completed	CDBG	\$120,000.00	\$120,000.00	\$0.00
			3064	VICTORY TRANSITION CENTER-RENOVATION	Canceled	CDBG	\$0.00	\$0.00	\$0.00
			3065	E'S HAVEN ACAD.-RENOVATIONS & EXPANSION	Completed	CDBG	\$82,868.68	\$82,868.68	\$0.00
		Project Total					\$202,868.68	\$202,868.68	\$0.00
	60	9798 REPROG FAC REHAB	3403	URBAN LEAGUE REHABILITAION PROJECT	Completed	CDBG	\$232,230.83	\$232,230.83	\$0.00
			3409	GOODWILL INDUSTRIES	Completed	CDBG	\$200,000.00	\$200,000.00	\$0.00
			3410	TRUELOVE ACADEMY	Canceled	CDBG	\$0.00	\$0.00	\$0.00

U.S. Department of Housing and Urban Development
 Office of Community Planning and Development
 Integrated Disbursement and Information System
 List of Activities By Program Year And Project
 DALLAS, TX

Plan Year	IDIS Project	Project	IDIS Activity ID	Activity Name	Activity Status	Program	Funded Amount	Draw Amount	Balance
1997	60	9798 REPROG FAC REHAB	3411	WILKINSON CENTER RENOVATIONS	Canceled	CDBG	\$0.00	\$0.00	\$0.00
		Project Total					\$432,230.83	\$432,230.83	\$0.00
	61	9798 REPROG CITY FACILITY	3404	URBAN LEAGUE REHABILITAION PROJECT	Canceled	CDBG	\$0.00	\$0.00	\$0.00
			3412	ARCADIA PARK RECREATION CENTER IMP.	Completed	CDBG	\$150,000.00	\$150,000.00	\$0.00
		Project Total					\$150,000.00	\$150,000.00	\$0.00
	62	9798 REPROG NEIGHBORHOOD STREET PETITION	3405	9798REPROG NEIGH STREET IMPROVE	Canceled	CDBG	\$0.00	\$0.00	\$0.00
			3413	NEIGHBORHOOD STREET PETITION PROGRAM	Completed	CDBG	\$42,795.00	\$42,795.00	\$0.00
		Project Total					\$42,795.00	\$42,795.00	\$0.00
	63	9798 REPROG SECTION 108	3406	9798 REPROG SECTION 108 REPAYMENT	Canceled	CDBG	\$0.00	\$0.00	\$0.00
			3414	SECTION 108 DEBT SERVICE	Completed	CDBG	\$845,651.00	\$845,651.00	\$0.00
		Project Total					\$845,651.00	\$845,651.00	\$0.00
	64	9798 REPROG WALKER S/C/G IMPROVE	3407	STREET,CURB,GUTTER - WALKER-G71	Completed	CDBG	\$134,000.00	\$134,000.00	\$0.00
			3415	STREET,CURB,GUTTER - WALKER-G81	Completed	CDBG	\$395,000.00	\$395,000.00	\$0.00
			3416	STREET,CURB,GUTTER - WALKER-CD4	Completed	CDBG	\$32,946.00	\$32,946.00	\$0.00
		Project Total					\$561,946.00	\$561,946.00	\$0.00
		Program Total				CDBG	\$23,311,643.17	\$23,311,643.17	\$0.00
		1997 Total					\$23,311,643.17	\$23,311,643.17	\$0.00
1998	1	Public Services-Youth Services	3423	AFRICAN AMERICAN MUSEUM	Open	CDBG	\$0.00	\$0.00	\$0.00
			3424	AFRICAN AMERICAN MUSEUM	Completed	CDBG	\$50,000.00	\$50,000.00	\$0.00
			3425	DAN D. ROGERS CD8 7535	Completed	CDBG	\$4,634.00	\$4,634.00	\$0.00
			3426	DAVID G. BURNETT RECREATION CENTER	Completed	CDBG	\$3,049.00	\$3,049.00	\$0.00
			3427	ELISHA M. PEASE ELEMENTARY SCHOOL	Completed	CDBG	\$16,471.00	\$16,471.00	\$0.00
			3428	K.B. POLK RECREATION CENTER	Completed	CDBG	\$15,306.64	\$15,306.64	\$0.00
			3429	LEILAH P. COWART ELEMENTARY SCHOOL	Completed	CDBG	\$9,393.38	\$9,393.38	\$0.00
			3430	MARCUS RECREATION CENTER	Completed	CDBG	\$11,460.00	\$11,460.00	\$0.00
			3431	N.W. HARLEE ELEMENTARY SCHOOL	Completed	CDBG	\$7,463.00	\$7,463.00	\$0.00
			3432	OBADIAH KNIGHT ELEMENTARY SCHOOL	Completed	CDBG	\$12,858.00	\$12,858.00	\$0.00
			3433	LARRY JOHNSON REC. CTR.(PRINCE HALL)	Completed	CDBG	\$16,702.00	\$16,702.00	\$0.00
			3434	SKYVIEW ELEMENTARY SCHOOL	Completed	CDBG	\$20,268.48	\$20,268.48	\$0.00
			3435	VICKERY MEADOWS	Completed	CDBG	\$10,798.00	\$10,798.00	\$0.00
			3436	BAYLES ELEMENTARY SCHOOL	Completed	CDBG	\$5,123.00	\$5,123.00	\$0.00
			3437	CLINTON P. RUSSELL ELEMENTARY SCHOOL	Completed	CDBG	\$9,739.00	\$9,739.00	\$0.00
			3438	COCHRAN ELEMENTARY SCHOOL	Completed	CDBG	\$16,444.00	\$16,444.00	\$0.00
			3439	JOPPA AREA	Completed	CDBG	\$15,519.00	\$15,519.00	\$0.00
			3440	L.K.HALL ELEMENTARY SCHOOL	Completed	CDBG	\$9,401.00	\$9,401.00	\$0.00
			3441	MACON ELEMENTARY SCHOOL	Completed	CDBG	\$14,706.00	\$14,706.00	\$0.00
			3442	STEPHEN FOSTER ELEMENTARY SCHOOL	Canceled	CDBG	\$0.00	\$0.00	\$0.00
			3443	WILLIAM B. TRAVIS ELEMENTARY	Completed	CDBG	\$9,249.00	\$9,249.00	\$0.00

U.S. Department of Housing and Urban Development
 Office of Community Planning and Development
 Integrated Disbursement and Information System
 List of Activities By Program Year And Project
 DALLAS, TX

Plan Year	IDIS Project	Project	IDIS Activity ID	Activity Name	Activity Status	Program	Funded Amount	Draw Amount	Balance
1998	1	Public Services-Youth Services	3444	BURLESON ELEMENTARY SCHOOL	Completed	CDBG	\$16,471.00	\$16,471.00	\$0.00
			3445	FANNIN ELEMENTARY SCHOOL	Completed	CDBG	\$4,039.64	\$4,039.64	\$0.00
			3446	FIRESIDE REC. CTR. (LAGOW)	Completed	CDBG	\$2,626.00	\$2,626.00	\$0.00
			3447	MILAM ELEMENTARY SCHOOL	Canceled	CDBG	\$0.00	\$0.00	\$0.00
			3448	CITY PARK ELEMENTARY	Completed	CDBG	\$6,552.60	\$6,552.60	\$0.00
			3449	FANIE C. HARRIS ELEMENTARY SCHOOL	Completed	CDBG	\$13,982.03	\$13,982.03	\$0.00
			3450	TEEN CENTERS	Completed	CDBG	\$26,156.70	\$26,156.70	\$0.00
			3451	SEND A KID TO CAMP	Completed	CDBG	\$45,097.28	\$45,097.28	\$0.00
			3452	KLEBERG/RYLIE SUMMER YOUTH PROGRAM	Completed	CDBG	\$11,786.06	\$11,786.06	\$0.00
		Project Total					\$385,295.81	\$385,295.81	\$0.00
	2	Public Services-Youth Services	3453	ADOLESCENT GANG INTERVENTION PROGRAM	Completed	CDBG	\$99,999.00	\$99,999.00	\$0.00
			3454	ADOLESCENT GANG INTV./PREV. YOUTH MENTOR	Completed	CDBG	\$40,000.00	\$40,000.00	\$0.00
			3455	YOUTH AND FAMILY SUPPORT SERVICES	Canceled	CDBG	\$0.00	\$0.00	\$0.00
		Project Total					\$139,999.00	\$139,999.00	\$0.00
	3	Public Services-Youth Services	3456	CITY CHILD CARE SERVICES	Completed	CDBG	\$439,192.00	\$439,192.00	\$0.00
			3457	CHILD CARE SERVICES	Completed	CDBG	\$227,850.00	\$227,850.00	\$0.00
		Project Total					\$667,042.00	\$667,042.00	\$0.00
	4	Public Services-Youth Services	3458	ADOLESCENT HEALTH SERVICES PROGRAM	Completed	CDBG	\$59,922.43	\$59,922.43	\$0.00
			3459	CITY ADOLESCENT HEALTH SERVICES	Completed	CDBG	\$152,573.41	\$152,573.41	\$0.00
		Project Total					\$212,495.84	\$212,495.84	\$0.00
	5	Public Services-Clinical Health Services-Youth	3460	AIDS EARLY INTV./CASE MANAGEMENT(YOUTH)	Completed	CDBG	\$88,000.00	\$88,000.00	\$0.00
			3461	HOSPICE/RESPIRE CARE FOR CHILDREN W/AIDS	Completed	CDBG	\$39,000.00	\$39,000.00	\$0.00
			3462	CLINCIAL DENTAL CARE PROGRAM	Completed	CDBG	\$200,000.00	\$200,000.00	\$0.00
		Project Total					\$327,000.00	\$327,000.00	\$0.00
	6	Public Services-Clinical Health Services-Youth	3463	ADOLESCENT SUBSTANCE ABUSE-INPATIENT	Completed	CDBG	\$65,000.00	\$65,000.00	\$0.00
			3464	ADOLESCENT SUBSTANCE ABUSE-OUTPATIENT	Completed	CDBG	\$25,000.00	\$25,000.00	\$0.00
		Project Total					\$90,000.00	\$90,000.00	\$0.00
	7	Public Services-Clinical Health Services-Non-Youth	3465	AIDS EARLY INTV/CASE MGMT/DAY CARE ADULT	Completed	CDBG	\$111,312.00	\$111,312.00	\$0.00
			3466	AIDS EDUCA/LOW INCOME INDIVIDUAL PROGRAM	Completed	CDBG	\$78,849.00	\$78,849.00	\$0.00
			3467	ADULT SUBSTANCE ABUSE	Completed	CDBG	\$46,755.00	\$46,755.00	\$0.00
			3468	AFRICAN AMERICAN DIABETES	Completed	CDBG	\$50,000.00	\$50,000.00	\$0.00
		Project Total					\$286,916.00	\$286,916.00	\$0.00
	8	Public Services-Senior Services	3469	CITY GERIATRIC & CRISIS INTV.	Completed	CDBG	\$84,349.00	\$84,349.00	\$0.00
			3470	CITY OFFICE OF SENIOR AFFAIRS	Completed	CDBG	\$111,175.14	\$111,175.14	\$0.00
3471			SENIOR SERVICES PROGRAM	Completed	CDBG	\$61,000.00	\$61,000.00	\$0.00	
	Project Total					\$256,524.14	\$256,524.14	\$0.00	
9	Public Services-Homeless/Temporary Housing	3472	TEMPORARY EMERGENCY HOUSING	Completed	CDBG	\$50,000.00	\$50,000.00	\$0.00	
	Project Total					\$50,000.00	\$50,000.00	\$0.00	

U.S. Department of Housing and Urban Development
 Office of Community Planning and Development
 Integrated Disbursement and Information System
 List of Activities By Program Year And Project
 DALLAS, TX

Plan Year	IDIS Project	Project	IDIS Activity ID	Activity Name	Activity Status	Program	Funded Amount	Draw Amount	Balance
1998	10	Public Services-Other-Youth	3477	YOUTH JOB TRAINIG PROGRAM	Completed	CDBG	\$60,000.00	\$60,000.00	\$0.00
			3478	YOUTH-RELATED SOCIAL SERVICES	Completed	CDBG	\$29,250.00	\$29,250.00	\$0.00
			3479	TEEN VIOLENCE-VICTIM OUTREACH	Completed	CDBG	\$35,000.00	\$35,000.00	\$0.00
			3480	ENGLISH LANGUAGE TUTORING PROGRAM	Completed	CDBG	\$20,156.76	\$20,156.76	\$0.00
			Project Total				\$144,406.76	\$144,406.76	\$0.00
	11	Public Services-Other-Non-Youth	3481	DOMESTIC VIOLENCE	Completed	CDBG	\$46,000.00	\$46,000.00	\$0.00
			3482	PARENTING & EARLY CHILDHOOD DEVELOPMENT	Completed	CDBG	\$24,996.09	\$24,996.09	\$0.00
			3483	INCARCERATION SUPPORT SERVICES	Completed	CDBG	\$38,710.00	\$38,710.00	\$0.00
			Project Total				\$109,706.09	\$109,706.09	\$0.00
	12	Public Services-Other-Non-Youth	3484	DEDICATED SAFE II EXP. INSP. SUP.-POLICE	Completed	CDBG	\$233,364.46	\$233,364.46	\$0.00
			3485	NEIGHBORHOOD ANTI-DRUG PROGRAM	Completed	CDBG	\$30,000.00	\$30,000.00	\$0.00
			Project Total				\$263,364.46	\$263,364.46	\$0.00
	14	Housing-Legal Commitments/Mandates	3490	WALKER-CODE ENFORCEMENT ADDED	Completed	CDBG	\$137,232.00	\$137,232.00	\$0.00
			3491	WALKER-CODE ENFRMNT/CASE WORKER-FAMILY	Completed	CDBG	\$26,900.00	\$26,900.00	\$0.00
			3492	WALKER-CODE ENFORCEMENT/CASE WORKER-WEST	Completed	CDBG	\$26,900.00	\$26,900.00	\$0.00
			Project Total				\$191,032.00	\$191,032.00	\$0.00
	15	Housing-Legal Commitments/Mandates	3493	RENTAL HOUSING PRESERVATION	Completed	CDBG	\$1,150,000.00	\$1,150,000.00	\$0.00
			Project Total				\$1,150,000.00	\$1,150,000.00	\$0.00
	16	HOUSING-FIRST TIME HOMEBUYER PROGRAMS	3494	MORTGAGE ASSISTANCE	Completed	CDBG	\$53,671.00	\$53,671.00	\$0.00
			3495	UPFRONT COST ASSISTANCE	Completed	CDBG	\$224,240.00	\$224,240.00	\$0.00
			3496	UCAP-FREDDIE MAC	Completed	CDBG	\$250,000.00	\$250,000.00	\$0.00
			3497	LEGAL SVCS FOR AFFORDABLE HOUSING	Canceled	CDBG	\$0.00	\$0.00	\$0.00
			3498	HOME-MORTGAGE ASSISTANCE PROGRAM	Canceled	CDBG	\$0.00	\$0.00	\$0.00
			3499	HOME-UPFRONT COST ASSISTANCE	Canceled	CDBG	\$0.00	\$0.00	\$0.00
			3586	TRIAL TEST	Canceled	CDBG	\$0.00	\$0.00	\$0.00
			3853	4738 FAIRMOUNT STREET	Completed	CDBG	\$0.00	\$0.00	\$0.00
			3871	9611 LARGA	Completed	CDBG	\$0.00	\$0.00	\$0.00
3873			9260 TEAGARDEN RD.	Completed	CDBG	\$0.00	\$0.00	\$0.00	
4014			2215 HIGHWOOD DR.	Canceled	CDBG	\$0.00	\$0.00	\$0.00	
4015			9515 CRESTSHIRE DR.	Canceled	CDBG	\$0.00	\$0.00	\$0.00	
4016			6625 OLETA DR.	Canceled	CDBG	\$0.00	\$0.00	\$0.00	
4018			4240 CARL STREET	Open	CDBG	\$0.00	\$0.00	\$0.00	
4019			2743 SEARCY DRIVE	Canceled	CDBG	\$0.00	\$0.00	\$0.00	
4103	9421 TIMBERBLUFF ROAD	Open	CDBG	\$0.00	\$0.00	\$0.00			
		Project Total				\$527,911.00	\$527,911.00	\$0.00	
18	HOUSING-HOUSING DEVELOPMENT SUPPORT	3501	HOUSING DEVELOPMENT SUPPORT	Completed	CDBG	\$968,137.00	\$968,137.00	\$0.00	
		Project Total				\$968,137.00	\$968,137.00	\$0.00	

U.S. Department of Housing and Urban Development
 Office of Community Planning and Development
 Integrated Disbursement and Information System
 List of Activities By Program Year And Project
 DALLAS, TX

Plan Year	IDIS Project	Project	IDIS Activity ID	Activity Name	Activity Status	Program	Funded Amount	Draw Amount	Balance
1998	19	HOUSING-CHDO PROJECTS	3502	98-CHDO PROJECTS	Canceled	CDBG	\$0.00	\$0.00	\$0.00
			4268	OPERATION RELIEF CENTER	Canceled	CDBG	\$0.00	\$0.00	\$0.00
		Project Total					\$0.00	\$0.00	\$0.00
	20	HOUSING-HOME PROGRAM ADMINISTRATION	4070	HILP CITY WIDE-TEDEX COMPANY	Canceled	CDBG	\$0.00	\$0.00	\$0.00
		Project Total					\$0.00	\$0.00	\$0.00
	21	Housing-Homeowner Repair	3504	VOLUNTEERS IN PLUMBING	Completed	CDBG	\$30,000.00	\$30,000.00	\$0.00
			3505	HOME IMPROVEMENT LOANS - FREDDIE MAC	Canceled	CDBG	\$0.00	\$0.00	\$0.00
			3506	HOME IMPROVE PROGRAM-CITYWIDE	Completed	CDBG	\$1,050,000.00	\$1,050,000.00	\$0.00
			3507	HOUSING ASSISTANCE SUPPORT	Completed	CDBG	\$1,192,251.00	\$1,192,251.00	\$0.00
			3508	MINOR HOME REPAIR - CITYWIDE	Completed	CDBG	\$1,092,510.00	\$1,092,510.00	\$0.00
			3509	MHR-SO. DALLAS/FAIR PARK	Completed	CDBG	\$100,000.00	\$100,000.00	\$0.00
			3510	PEOPLE HELPING PEOPLE	Completed	CDBG	\$639,854.00	\$639,854.00	\$0.00
			3511	SHARE PROGRAM CD8 7514	Completed	CDBG	\$297,500.00	\$297,500.00	\$0.00
			3512	HOME-HOME IMPROVEMENT PROGRAM-CITYWIDE	Canceled	CDBG	\$0.00	\$0.00	\$0.00
				Project Total				\$4,402,115.00	\$4,402,115.00
	22	Housing-Other Housing/Neighborhood Revitalization	3513	DEDICATED SAFE II EXP. CODE INSPECTION	Completed	CDBG	\$403,507.63	\$403,507.63	\$0.00
			3514	HISTORIC FACADE IMPROVEMENTS	Completed	CDBG	\$25,000.00	\$25,000.00	\$0.00
		Project Total				\$428,507.63	\$428,507.63	\$0.00	
	23	Economic Development-Business Loans	3517	SO. DALLAS ECO. DEV. LOAN RESV.(SDDC)	Completed	CDBG	\$350,410.00	\$350,410.00	\$0.00
			4263	TOWNVIEW CENTER PROJECT R98	Canceled	CDBG	\$0.00	\$0.00	\$0.00
		Project Total				\$350,410.00	\$350,410.00	\$0.00	
	24	Economic Development-Technical Assistance	3518	DOWNTOWN-OAK CLIFF REVITALIZATION	Completed	CDBG	\$49,315.20	\$49,315.20	\$0.00
			3519	EZ/EC EMPOWERMENT PROGRAM (BAC)	Completed	CDBG	\$288,837.80	\$288,837.80	\$0.00
			3520	SO DALLAS ECO DEV PRG.-PROF./TECH (SDDC)	Completed	CDBG	\$31,237.07	\$31,237.07	\$0.00
			3521	MARTIN L. KING, JR BLVD. REVITALIZATION	Completed	CDBG	\$49,519.21	\$49,519.21	\$0.00
			3522	MAPLE AVE REVITALIZATION	Completed	CDBG	\$44,529.57	\$44,529.57	\$0.00
			3523	SO. DALLAS ECO. DEV. PRG. ADMIN. (SDDC)	Completed	CDBG	\$100,000.00	\$100,000.00	\$0.00
		Project Total				\$563,438.85	\$563,438.85	\$0.00	
	25	Public Improvements-City Facilities	3524	M.L.K., JR. LIBRARY-ROOF REPLACEMENT	Completed	CDBG	\$117,740.24	\$117,740.24	\$0.00
			3525	ARLINGTON PARK-SITE IMPROVEMENTS	Completed	CDBG	\$41,491.71	\$41,491.71	\$0.00
			3526	BISBEE PARK-DESIGN/TRAIL CONSTRUCTION	Completed	CDBG	\$166,308.72	\$166,308.72	\$0.00
			3527	COTTONWOOD TRAIL-DESIGN	Completed	CDBG	\$99,806.00	\$99,806.00	\$0.00
			3528	CUMMINGS PARK-ATHLETIC FIELD	Completed	CDBG	\$200,000.00	\$200,000.00	\$0.00
			3529	EXALL PARK-SITE IMPROVEMENTS	Completed	CDBG	\$221,416.80	\$221,416.80	\$0.00
			3530	EXLINE REC CTR -BLEACHERS & ATHL FIELD	Completed	CDBG	\$243,002.75	\$243,002.75	\$0.00
			3531	FIRESIDE REC CTR - IMPROVEMENTS	Completed	CDBG	\$387,899.30	\$387,899.30	\$0.00
			3532	KLEBERG/RYLIE PARK - PARKING LOT	Completed	CDBG	\$37,939.06	\$37,939.06	\$0.00
			3533	K.B. POLK REC CTR - BLEACHERS	Completed	CDBG	\$32,720.04	\$32,720.04	\$0.00

U.S. Department of Housing and Urban Development
 Office of Community Planning and Development
 Integrated Disbursement and Information System
 List of Activities By Program Year And Project
 DALLAS, TX

Plan Year	IDIS Project	Project	IDIS Activity ID	Activity Name	Activity Status	Program	Funded Amount	Draw Amount	Balance	
1998	25	Public Improvements-City Facilities	3534	OLD EAST DALLAS WORK YARD - PLAYGROUND	Completed	CDBG	\$79,500.00	\$79,500.00	\$0.00	
			3535	TIPTON PARK - SITE IMPROVEMENTS	Completed	CDBG	\$85,654.56	\$85,654.56	\$0.00	
			3536	TOMMIE ALLEN PARK - ATHL FIELD IMPV.	Canceled	CDBG	\$0.00	\$0.00	\$0.00	
			3537	PUEBLO/BATAAN- SITE IMPROVEMENTS	Completed	CDBG	\$24,841.00	\$24,841.00	\$0.00	
			3538	EMORY PARK - SITE IMPROVEMENTS	Completed	CDBG	\$24,873.26	\$24,873.26	\$0.00	
			3539	ARCADIA PARK REC CTR - IMPROVEMENTS	Completed	CDBG	\$45,000.00	\$45,000.00	\$0.00	
			3540	LINDSLEY PARK - TRASH RECEPTACLES	Completed	CDBG	\$2,000.00	\$2,000.00	\$0.00	
			3541	GATEWAY PARK - ATHLETIC FIELD LIGHTING	Completed	CDBG	\$260,000.00	\$260,000.00	\$0.00	
			Project Total				\$2,070,193.44	\$2,070,193.44	\$0.00	
		26	Public Improvements-City Infrastructure	3542	NEIGHBORHOOD STREET PETITION PROGRAM	Completed	CDBG	\$52,368.14	\$52,368.14	\$0.00
					Project Total			\$52,368.14	\$52,368.14	\$0.00
		27	Public Improvements-City Infrastructure		CADILLAC HEIGHTS- MASTERPLAN/CONSTRUCTION	Completed	CDBG	\$119,999.00	\$119,999.00	\$0.00
				3544		DAVIS/BISHOP-CONSTRUCTION PHASE 1	Completed	CDBG	\$499,998.46	\$499,998.46
					Project Total				\$619,997.46	\$619,997.46
		28	PUBLIC IMPROVEMENTS-NON-PROFIT	3545	HONEY SPRINGS CEMETARY	Completed	CDBG	\$59,083.20	\$59,083.20	\$0.00
				4274	HOME IMPROVEMENT LOAN	Open	CDBG	\$0.00	\$0.00	\$0.00
					Project Total				\$59,083.20	\$59,083.20
		29	Fair Housing-Fair Housing/Planning Oversight	3546	WALKER-FAIR HOUSING ENFORCEMENT-ADDED	Completed	CDBG	\$463,946.43	\$463,946.43	\$0.00
				3547	WALKER-FAIR HOUSING ENF. - CONT. FUNDING	Completed	CDBG	\$160,200.71	\$160,200.71	\$0.00
				3548	WALKER-HOUSING COMPLIANCE ACTIVITIES	Completed	CDBG	\$90,553.70	\$90,553.70	\$0.00
				3549	WALKER-RENT OPTION	Completed	CDBG	\$71,399.88	\$71,399.88	\$0.00
					Project Total				\$786,100.72	\$786,100.72
		30	Planning/Program Oversight	3550	COMPLIANCE AND EVALUATION PROGRAM	Completed	CDBG	\$233,531.34	\$233,531.34	\$0.00
				3551	CITIZEN PARTICIPATION/CDC SUPPORT	Completed	CDBG	\$112,066.42	\$112,066.42	\$0.00
				3552	CONSOLIDATED PLAN (HUD PRG) OVERSIGHT	Completed	CDBG	\$343,865.70	\$343,865.70	\$0.00
				3553	HEALTH CONTRACT MONITORING	Completed	CDBG	\$220,293.00	\$220,293.00	\$0.00
				3554	HOUSING MANAGEMENT SUPPORT SERVICES	Completed	CDBG	\$527,994.00	\$527,994.00	\$0.00
				3555	LAKE CLIFF PARK-DRAINAGE IMPV. STUDY	Completed	CDBG	\$49,590.00	\$49,590.00	\$0.00
				3556	ESG-ADMINISTRATION	Open	CDBG	\$0.00	\$0.00	\$0.00
				3557	HOPWA-PROGRAM ADMIN./DALLAS COUNTY	Open	CDBG	\$0.00	\$0.00	\$0.00
				3558	HOPWA-AIDS SERVICES NEEDS ASSESSMENT	Open	CDBG	\$0.00	\$0.00	\$0.00
					Project Total				\$1,487,340.46	\$1,487,340.46
		31	Planning/Program Oversight Administration	3559	HISTORIC PRESERVATION REVIEWS/MITIGATION	Canceled	CDBG	\$0.00	\$0.00	\$0.00
				Project Total			\$0.00	\$0.00	\$0.00	
	32	Section 108 Debt Service	3560	SECTION 108 DEBT SERVICE	Completed	CDBG	\$3,381,777.00	\$3,381,777.00	\$0.00	
				Project Total			\$3,381,777.00	\$3,381,777.00	\$0.00	
	33	REPROGRAMMING #1	3580	HOUSING-HOME IMPROVEMENT PROG.-CITYWIDE	Completed	CDBG	\$125,000.00	\$125,000.00	\$0.00	

U.S. Department of Housing and Urban Development
 Office of Community Planning and Development
 Integrated Disbursement and Information System
 List of Activities By Program Year And Project
 DALLAS, TX

Plan Year	IDIS Project	Project	IDIS Activity ID	Activity Name	Activity Status	Program	Funded Amount	Draw Amount	Balance
1998	33	REPROGRAMMING #1	3581	HOUSING-MINOR HOME REPAIR-CITYWIDE	Completed	CDBG	\$125,000.00	\$125,000.00	\$0.00
		Project Total					\$250,000.00	\$250,000.00	\$0.00
	34	REPROGRAMMING #1	3582	HOUSING-MORTGAGE ASSISTANCE PROGRAM	Completed	CDBG	\$125,000.00	\$125,000.00	\$0.00
			3583	HOUSING-UPFRONT COST ASSISTANCE PROGRAM	Completed	CDBG	\$125,000.00	\$125,000.00	\$0.00
		Project Total					\$250,000.00	\$250,000.00	\$0.00
	Program Total					CDBG	\$20,471,162.00	\$20,471,162.00	\$0.00
	1998 Total						\$20,471,162.00	\$20,471,162.00	\$0.00
1999	3	PUBLIC SERVICES-YOUTH SERVICES/CULTURAL	4118	AFRICAN AMERICAN MUSEUM CD9	Completed	CDBG	\$50,000.00	\$50,000.00	\$0.00
			4119	AFTERSCHOOL PROGRAMS CD9	Completed	CDBG	\$424,764.63	\$424,764.63	\$0.00
			4120	SEND A KID TO CAMP CD9	Completed	CDBG	\$44,297.13	\$44,297.13	\$0.00
			4121	SUMMER YOUTH PROGRAM CD9	Completed	CDBG	\$43,354.00	\$43,354.00	\$0.00
		Project Total					\$562,415.76	\$562,415.76	\$0.00
	4	PUBLIC SERVICES-YOUTH SERVICES/AFTERSCHOOL	4122	ADOLESCENT GANG INTERVENTION PROGRAM CD9	Completed	CDBG	\$100,000.00	\$100,000.00	\$0.00
			4123	YOUTH & FAMILY SUPPORT SERVICES	Canceled	CDBG	\$0.00	\$0.00	\$0.00
		Project Total					\$100,000.00	\$100,000.00	\$0.00
	5	PUBLIC SERVICES-YOUTH SERVICES/CHILD CARE	4124	CHILD CARE SERVICES CD9	Completed	CDBG	\$227,850.00	\$227,850.00	\$0.00
			4125	CITY CHILD CARE SERVICES CD9	Completed	CDBG	\$433,640.00	\$433,640.00	\$0.00
			4126	GANG INTERVENTION/PREVENTION RANCH CD9	Completed	CDBG	\$50,000.00	\$50,000.00	\$0.00
			4127	PARENTING & EARLY CHILDHOOD DEVELOP CD9	Completed	CDBG	\$24,999.99	\$24,999.99	\$0.00
		Project Total					\$736,489.99	\$736,489.99	\$0.00
	6	PUBLIC SERVICES-YOUTH SERVICES/ADOLESCENT HEALTH	4128	ADOLESCENT HEALTH SERVICES CD9	Completed	CDBG	\$60,000.00	\$60,000.00	\$0.00
			4129	CITY ADOLESCENT HEALTH SERVICES CD9	Completed	CDBG	\$135,407.12	\$135,407.12	\$0.00
			4130	AIDS EARLY INTER/CASE MGT YOUTH CD9 9125	Completed	CDBG	\$88,000.00	\$88,000.00	\$0.00
			4131	HOSPICE/RESPITE CARE FOR CHILD W/ AIDS	Completed	CDBG	\$39,000.00	\$39,000.00	\$0.00
			4132	CLINICAL DENTAL CARE PROGRAM CD9	Completed	CDBG	\$200,000.00	\$200,000.00	\$0.00
		Project Total					\$522,407.12	\$522,407.12	\$0.00
	7	PUBLIC SERVICES-CLINICAL HEALTH SERVICES-YOUTH	4133	ADOLESCENT SUBSTANCE ABUSE-INPATIENT CD9	Completed	CDBG	\$65,000.00	\$65,000.00	\$0.00
			4134	ADOLESCENT SUBSTANCE ABUSE OUTPATENT CD9	Completed	CDBG	\$25,000.00	\$25,000.00	\$0.00
		Project Total					\$90,000.00	\$90,000.00	\$0.00
	8	PUBLIC SERVICES-CLINICAL HEALTH SERVICES-NON-YOUTH	4135	AIDS EARLY INTER/CASE MGT ADULT CD9	Completed	CDBG	\$113,000.00	\$113,000.00	\$0.00
			4136	ADULT SUBSTANCE ABUSE CD9	Completed	CDBG	\$50,000.00	\$50,000.00	\$0.00
			4137	AFRICAN AMERICAN DIABETES CD9	Completed	CDBG	\$50,000.00	\$50,000.00	\$0.00
		Project Total					\$213,000.00	\$213,000.00	\$0.00
	9	PUBLIC SERVICES-SENIOR SERVICES	4138	CITY GERIATRIC & CRISIS INTERVENTION CD9	Completed	CDBG	\$78,828.27	\$78,828.27	\$0.00
			4139	CITY OFFICE OF SENIOR AFFAIRS CD9	Completed	CDBG	\$108,274.66	\$108,274.66	\$0.00
			4140	SENIOR SERVICES PROGRAM CD9	Completed	CDBG	\$77,962.71	\$77,962.71	\$0.00

U.S. Department of Housing and Urban Development
 Office of Community Planning and Development
 Integrated Disbursement and Information System
 List of Activities By Program Year And Project
 DALLAS, TX

Plan Year	IDIS Project	Project	IDIS Activity ID	Activity Name	Activity Status	Program	Funded Amount	Draw Amount	Balance
1999	9	Project Total					\$265,065.64	\$265,065.64	\$0.00
	10	PUBLIC SERVICES-HOMELESS/TEMPORARY HOUSING	4141	DAY RESOURCE CENTER SERVICIES ES9	Completed	CDBG	\$0.00	\$0.00	\$0.00
			4143	MLK COMMUNITY CENTER ES9	Completed	CDBG	\$0.00	\$0.00	\$0.00
			4144	WEST DALLAS COMMUNITY CENTER ES9	Completed	CDBG	\$0.00	\$0.00	\$0.00
		Project Total					\$0.00	\$0.00	\$0.00
	11	PUBLIC SERVICES-HOMELESS/TEMPORARY HOUSING/EMERGENCY	4145	TEMPORARY EMERGENCY HOUSING CD9	Completed	CDBG	\$49,999.79	\$49,999.79	\$0.00
		Project Total					\$49,999.79	\$49,999.79	\$0.00
	12	OTHER PUBLIC SERVICES-YOUTH/TRAINING & EDUCATION	4146	YOUTH JOB TRAINING PROGRAM CD9 9148	Completed	CDBG	\$60,000.00	\$60,000.00	\$0.00
			4147	YOUTH RELATED SOCIAL SERVICES CD9	Completed	CDBG	\$29,250.00	\$29,250.00	\$0.00
			4148	TEEN VIOLENCE - VICTIM OUTREACH CD9	Completed	CDBG	\$35,000.00	\$35,000.00	\$0.00
			4149	ENGLISH LANGUAGE TUTORING PROGRAM CD9	Completed	CDBG	\$64,387.80	\$64,387.80	\$0.00
		Project Total					\$188,637.80	\$188,637.80	\$0.00
	13	OTHER PUBLIC SERVICES-NON-YOUTH/INCARCERATION	4150	INCARCENATION SUPPORT SERVICES CD9	Completed	CDBG	\$40,923.50	\$40,923.50	\$0.00
		Project Total					\$40,923.50	\$40,923.50	\$0.00
	14	OTHER PUBLIC SERVICES-NON-YOUTH/DOMESTIC VIOLENCE	4151	DOMESTIC VIOLENCE CD9	Completed	CDBG	\$46,000.00	\$46,000.00	\$0.00
			4708	HOUSING FACILITIES OPERATIONS	Open	CDBG	\$0.00	\$0.00	\$0.00
		Project Total					\$46,000.00	\$46,000.00	\$0.00
	15	OTHER PUBLIC SERVICES-NON-YOUTH/EMPLOYMENT	4152	EMPLOYMENT ASSISTANCE PROGRAM E DALLAS	Completed	CDBG	\$25,836.00	\$25,836.00	\$0.00
		Project Total					\$25,836.00	\$25,836.00	\$0.00
	16	OTHER PUBLIC SERVICES-NON-YOUTH/NEIGHBORHOOD DRUG	4153	NEIGHBORHOOD ANTI-DRUG PROGRAM CD9	Completed	CDBG	\$30,000.00	\$30,000.00	\$0.00
			4154	DEDICATED SAFE II EXPAND INSPECTION POL	Completed	CDBG	\$218,431.72	\$218,431.72	\$0.00
		Project Total					\$248,431.72	\$248,431.72	\$0.00
	20	HOUSING-LEGAL COMMITMENTS	4158	RELOCATION CD9	Completed	CDBG	\$199,999.93	\$199,999.93	\$0.00
		Project Total					\$199,999.93	\$199,999.93	\$0.00
	21	HOUSING-LEGAL COMMITMENTS	4159	RENTAL HOUSING PRESERVATION CD9	Completed	CDBG	\$750,000.00	\$750,000.00	\$0.00
		Project Total					\$750,000.00	\$750,000.00	\$0.00
	22	HOUSING-HOMEOWNERSHIP/AFFORDABLE HOUSING	4160	LEGAL SERVICES FOR AFFORDABLE HOUSING C9	Canceled	CDBG	\$0.00	\$0.00	\$0.00
		Project Total					\$0.00	\$0.00	\$0.00
	23	HOUSING-HOMEOWNERSHIP/MORTGAGE ASSISTANCE	4161	MORTGAGE ASSISTANCE CD9	Completed	CDBG	\$627,910.42	\$627,910.42	\$0.00
			4308	2727 ROLINDA DRIVE	Open	CDBG	\$0.00	\$0.00	\$0.00
			4356	2444 SUMMIT LANE	Canceled	CDBG	\$0.00	\$0.00	\$0.00
			4449	9234 HOMEPLACE DR.	Completed	CDBG	\$0.00	\$0.00	\$0.00
			4469	10435 LAS BRISAS	Completed	CDBG	\$0.00	\$0.00	\$0.00
		Project Total					\$627,910.42	\$627,910.42	\$0.00
	24	HOUSING-HOMEOWNERSHIP/HOME/CHDO	4568	CHDO OPERATING EXPENSE	Canceled	CDBG	\$0.00	\$0.00	\$0.00

U.S. Department of Housing and Urban Development
 Office of Community Planning and Development
 Integrated Disbursement and Information System
 List of Activities By Program Year And Project
 DALLAS, TX

Plan Year	IDIS Project	Project	IDIS Activity ID	Activity Name	Activity Status	Program	Funded Amount	Draw Amount	Balance	
1999	24	HOUSING-HOMEOWNERSHIP/HOME/CHDO	4621	OPERATION RELIEF - POINTE APARTMET	Canceled	CDBG	\$0.00	\$0.00	\$0.00	
			4623	TRINITY UNION PROJECT	Canceled	CDBG	\$0.00	\$0.00	\$0.00	
			4625	SOUTHFAIR CDC-50 UNION PROJECT	Canceled	CDBG	\$0.00	\$0.00	\$0.00	
			4626	SOUTHFAIR: AYA SENIOR APARTMENT VILLAGE	Canceled	CDBG	\$0.00	\$0.00	\$0.00	
			4627	SDFAIRPK/INNERCITY CDC	Canceled	CDBG	\$0.00	\$0.00	\$0.00	
			Project Total				\$0.00	\$0.00	\$0.00	
		25	HOUSING-HOMEOWNERSHIP/HOME/CHDO	4162	HOUSING DEVELOPMENT ASSISTANCE CD9	Canceled	CDBG	\$0.00	\$0.00	\$0.00
			Project Total				\$0.00	\$0.00	\$0.00	
		26	HOUSING-HOMEOWNERSHIP/DEVELOPMENT SUPPORT	4164	HOME PROGRAM ADMINISTRATION HM9	Canceled	CDBG	\$0.00	\$0.00	\$0.00
	4219			HOUSING DEVELOPMENT SUPPORT CD9	Completed	CDBG	\$932,399.43	\$932,399.43	\$0.00	
			Project Total				\$932,399.43	\$932,399.43	\$0.00	
		27	HOUSING-HOMEOWNERSHIP/ADMIN.	4165	VOLUNTEERS IN PLUMBING CD9	Canceled	CDBG	\$0.00	\$0.00	\$0.00
	4166			HOME REPAIR PROGRAM CD9	Canceled	CDBG	\$0.00	\$0.00	\$0.00	
	4167			HOUSING ASSISTANCE SUPPORT CD9	Canceled	CDBG	\$0.00	\$0.00	\$0.00	
	4168			HOME REPAIR SOUTH DALLAS/FAIR PARK CD9	Canceled	CDBG	\$0.00	\$0.00	\$0.00	
	4169			PEOPLE HELPING PEOPLE CD9	Canceled	CDBG	\$0.00	\$0.00	\$0.00	
	4170			SUBSTANDARD HOUSING ASSSITANCE REPAIR CD	Canceled	CDBG	\$0.00	\$0.00	\$0.00	
	4171			DALLAS YOUTH SERVICES CORPS CD9	Canceled	CDBG	\$0.00	\$0.00	\$0.00	
			Project Total				\$0.00	\$0.00	\$0.00	
		28	HOME- HOMEOWNER REPAIR	4172	DEDICATED SAFE II CODE INSPECTION CD9	Canceled	CDBG	\$0.00	\$0.00	\$0.00
	4221			VOLUNTEERS IN PLUMBING	Completed	CDBG	\$30,000.00	\$30,000.00	\$0.00	
	4222			HOME REPAIR PROGRAM CD9 9153	Completed	CDBG	\$2,587,031.00	\$2,587,031.00	\$0.00	
	4223			HOUSING ASSISTANCE SUPPORT CD9	Completed	CDBG	\$1,136,700.40	\$1,136,700.40	\$0.00	
	4224			HOME REPAIR SOUTH DALLAS/FAIR PARK CD9	Completed	CDBG	\$99,829.10	\$99,829.10	\$0.00	
	4225			PEOPLE HELPING PEOPLE CD9	Completed	CDBG	\$637,278.00	\$637,278.00	\$0.00	
	4226			SUBSTANDARD HOUSING ASSISTANCE REPAIR C9 9164	Completed	CDBG	\$274,267.80	\$274,267.80	\$0.00	
	4227			DALLAS YOUTH SERVICE CORPS CD9	Completed	CDBG	\$99,879.18	\$99,879.18	\$0.00	
	4272			HOME IMPROVEMENT LOAN REPLACEMENT HOUSIN	Open	CDBG	\$0.00	\$0.00	\$0.00	
	4614			HOME REPAIR PROGRAM	Canceled	CDBG	\$0.00	\$0.00	\$0.00	
	4618			HOME REPAIR PROGRAM-REPLACEMENT HOUSING	Canceled	CDBG	\$0.00	\$0.00	\$0.00	
	5372			3914 BERTRAND	Open	CDBG	\$0.00	\$0.00	\$0.00	
	5440			2002 HARRELL	Canceled	CDBG	\$0.00	\$0.00	\$0.00	
5445	2519 CREST AVENUE			Canceled	CDBG	\$0.00	\$0.00	\$0.00		
5451	2519 CREST AVENUE			Canceled	CDBG	\$0.00	\$0.00	\$0.00		
5461	3914 BETRAND AVE	Canceled	CDBG	\$0.00	\$0.00	\$0.00				
5525	3247 CULVER STREET	Canceled	CDBG	\$0.00	\$0.00	\$0.00				

U.S. Department of Housing and Urban Development
 Office of Community Planning and Development
 Integrated Disbursement and Information System
 List of Activities By Program Year And Project
 DALLAS, TX

Plan Year	IDIS Project	Project	IDIS Activity ID	Activity Name	Activity Status	Program	Funded Amount	Draw Amount	Balance
1999	28	HOME- HOMEOWNER REPAIR	5651	605 N MOORE STREET	Canceled	CDBG	\$0.00	\$0.00	\$0.00
			5652	FREEMAN SMITH	Canceled	CDBG	\$0.00	\$0.00	\$0.00
			5821	4220 AZTEC	Canceled	CDBG	\$0.00	\$0.00	\$0.00
			5822	1510 CLAUDE ST	Canceled	CDBG	\$0.00	\$0.00	\$0.00
			5823	4603 FRANK ST.	Canceled	CDBG	\$0.00	\$0.00	\$0.00
			5824	3214 GOLDSPIER DR.	Canceled	CDBG	\$0.00	\$0.00	\$0.00
			5825	1514 MORRELL AVENUE	Canceled	CDBG	\$0.00	\$0.00	\$0.00
			6137	4323 JAMAICA ST.	Canceled	CDBG	\$0.00	\$0.00	\$0.00
		Project Total					\$4,864,985.48	\$4,864,985.48	\$0.00
	29	HOUSING-OTHER HOUSING/SAFE II	4173	TENANT BASED RENTAL ASSISTANCE HM9	Canceled	CDBG	\$0.00	\$0.00	\$0.00
			4228	DEDICATED SAFE II EXPAND CODE INSP CD9	Completed	CDBG	\$402,386.27	\$402,386.27	\$0.00
			5522	318 AVENUE G	Canceled	CDBG	\$0.00	\$0.00	\$0.00
			6302	2936 PENNSYLVANIA AVE.	Canceled	CDBG	\$0.00	\$0.00	\$0.00
		Project Total					\$402,386.27	\$402,386.27	\$0.00
	30	HOUSING-OTHER HOUSING/RENTAL ASSISTANCE	4174	HOPWA HOUSING ACQUISITION/CONSTRUCT HW9	Canceled	CDBG	\$0.00	\$0.00	\$0.00
		Project Total					\$0.00	\$0.00	\$0.00
	31	HOUSING-OTHER HOUSING/HOPWA	4175	SOUTHERN DALLAS ECO DEV LOAN RESERVE CD9	Canceled	CDBG	\$0.00	\$0.00	\$0.00
		Project Total					\$0.00	\$0.00	\$0.00
	32	ECONOMIC DEVELOPMENT/BUSINESS LOANS	4176	ENTERPRISE ZONE/ECO EMPOWERMENT BAC CD9	Canceled	CDBG	\$0.00	\$0.00	\$0.00
			4177	SOUTHERN DALLAS ECO DEL PROF/TECH CD9	Canceled	CDBG	\$0.00	\$0.00	\$0.00
			4178	SOUTHERN DALLAS ECO DEVEL ADMIN CD9	Canceled	CDBG	\$0.00	\$0.00	\$0.00
			4231	SOUTHERN DAL ECO DEV LOAN RESERVE CD9	Canceled	CDBG	\$0.00	\$0.00	\$0.00
			4728	TEXAS POWDER COATING	Completed	CDBG	\$300,000.00	\$300,000.00	\$0.00
			4729	AZTECA ENTERPRISES INC	Open	CDBG	\$0.00	\$0.00	\$0.00
			4730	84 HUDSON, INC	Open	CDBG	\$0.00	\$0.00	\$0.00
			4731	R & R FINE FURNITURE	Open	CDBG	\$0.00	\$0.00	\$0.00
			4732	SOUTH TEXAS MEDICAL CENTER	Completed	CDBG	\$150,000.00	\$150,000.00	\$0.00
			4733	ADVANCED TECHNOLOGICAL SOLUTIONS SOUTH	Completed	CDBG	\$175,000.00	\$175,000.00	\$0.00
			4734	SAN MARCOS DISTRIBUTORS	Completed	CDBG	\$50,000.00	\$50,000.00	\$0.00
			4735	REPLICA, LLC	Completed	CDBG	\$65,000.00	\$65,000.00	\$0.00
			4736	ACCURATE WASTE CONTROL, INC	Completed	CDBG	\$100,000.00	\$100,000.00	\$0.00
			4737	CHS SERVICES, INC	Completed	CDBG	\$75,000.00	\$75,000.00	\$0.00
4834			THE COOKIE COMPANY	Completed	CDBG	\$75,000.00	\$75,000.00	\$0.00	
5638			ON TARGET SUPPLIES & LOGISTICS	Completed	CDBG	\$300,000.00	\$300,000.00	\$0.00	
5639	MEMO JONES, INC	Completed	CDBG	\$125,000.00	\$125,000.00	\$0.00			
5640	EVANS ENGRAVING & STAMPING	Completed	CDBG	\$47,000.00	\$47,000.00	\$0.00			
5641	MOSELEY FURNITURE, INC	Completed	CDBG	\$90,000.00	\$90,000.00	\$0.00			
5642	OAK CLIFF MEDICAL FOUNDATION	Completed	CDBG	\$110,000.00	\$110,000.00	\$0.00			

U.S. Department of Housing and Urban Development
 Office of Community Planning and Development
 Integrated Disbursement and Information System
 List of Activities By Program Year And Project
 DALLAS, TX

Plan Year	IDIS Project	Project	IDIS Activity ID	Activity Name	Activity Status	Program	Funded Amount	Draw Amount	Balance
1999	32	Project Total					\$1,662,000.00	\$1,662,000.00	\$0.00
	33	ECONOMIC DEVELOPMENT/TECHNICAL ASSISTANCE	4179	ARTIST & ELAINE THORNTON FOUNDATION R99	Canceled	CDBG	\$0.00	\$0.00	\$0.00
			4180	SUNNYVALE BUSINESS CENTER R99	Canceled	CDBG	\$0.00	\$0.00	\$0.00
			4183	ARDEN TERRACE SITE IMPROVEMENTS CD9	Canceled	CDBG	\$0.00	\$0.00	\$0.00
			4232	ENTERPRISE ZONE/ECO EMPOWERMENT BAC CD9	Completed	CDBG	\$374,276.25	\$374,276.25	\$0.00
			4233	SOUTHERN DAL ECO DEV PROF/TECH CD9	Completed	CDBG	\$50,000.00	\$50,000.00	\$0.00
			4234	SOUTHERN DAL ECO DEV ADMINISTRATION CD9	Completed	CDBG	\$95,000.00	\$95,000.00	\$0.00
			4369	FACADE IMPROVEMENT AREA D	Canceled	CDBG	\$0.00	\$0.00	\$0.00
		Project Total					\$519,276.25	\$519,276.25	\$0.00
	34	ECONOMIC DEVELOPMENT/ACQ./CONST./REHAB.	4181	LOVE FIELD WEST LBRARY DESIGN CD9	Canceled	CDBG	\$0.00	\$0.00	\$0.00
			4235	ARTIST & ELAINE THORNTON FOUND R999597	Canceled	CDBG	\$0.00	\$0.00	\$0.00
			4236	SUNNYVALE BUSINESS CENTER R99	Canceled	CDBG	\$0.00	\$0.00	\$0.00
		Project Total					\$0.00	\$0.00	\$0.00
	35	PUBLIC IMPROVEMENTS/CITY FACILITIES	4182	ARCADIA PARK REC CENTER IMPROVE CD9	Canceled	CDBG	\$0.00	\$0.00	\$0.00
			4184	CHERRYWOOD PARK SITE IMPROVEMENTS R99	Canceled	CDBG	\$0.00	\$0.00	\$0.00
			4185	COTTONWOOD TRAIL DESIGN IMPROVE EROSION	Canceled	CDBG	\$0.00	\$0.00	\$0.00
			4186	GRAUWYLER PARK ATHLETIC FIELD IMPROVE C9	Canceled	CDBG	\$0.00	\$0.00	\$0.00
			4187	KLEBERG/RYLIE NATURE TRAIL CD9	Canceled	CDBG	\$0.00	\$0.00	\$0.00
			4188	K. B. POLK RECREATION CENTER IMPROVE CD9	Canceled	CDBG	\$0.00	\$0.00	\$0.00
			4189	NASH/DAVIS RECREATION CENTER CD9	Canceled	CDBG	\$0.00	\$0.00	\$0.00
			4190	OPPORTUNITY PARK SITE IMPROVEMENTS CD9	Canceled	CDBG	\$0.00	\$0.00	\$0.00
			4191	PHYLLIS WHEATLEY PARK PICNIC SHELTER CD9	Canceled	CDBG	\$0.00	\$0.00	\$0.00
			4192	SOUTH CENTRAL PARK SITE IMPROVE CD9	Canceled	CDBG	\$0.00	\$0.00	\$0.00
			4237	LOVE FIELD WEST LIBRARY DESIGN CD9	Completed	CDBG	\$75,152.00	\$75,152.00	\$0.00
			6758	HOME REPLACEMENT HOUSING	Canceled	CDBG	\$0.00	\$0.00	\$0.00
		Project Total					\$75,152.00	\$75,152.00	\$0.00
	36	PUBLIC IMPROVEMENTS/CITY FACILITIES/PARK	4193	LOVE FIELD WEST PETITION ASSESSMENT CD9	Canceled	CDBG	\$0.00	\$0.00	\$0.00
			4194	NEIGHBORHOOD STREET PETITION GRANT CD9	Canceled	CDBG	\$0.00	\$0.00	\$0.00
			4238	ARCADIA PARK RECREATION CENTER IMPS CD9	Completed	CDBG	\$199,666.00	\$199,666.00	\$0.00
			4239	ARDEN TERRACE SITE IMPROVEMENTS CD9	Completed	CDBG	\$171,102.61	\$171,102.61	\$0.00
			4240	CHERRYWOOD PARK SITE IMPROVEMENTS CD9	Completed	CDBG	\$97,836.93	\$97,836.93	\$0.00
			4241	COTTONWOOD TRAIL DESIGN R99 9610	Completed	CDBG	\$50,000.00	\$50,000.00	\$0.00
			4242	GRAUWYLER PARK ATHLETIC FIELD SITE IMPRV	Completed	CDBG	\$199,369.96	\$199,369.96	\$0.00
			4243	KLEBERG/RYLIE PARK NATURE CD9 9187	Completed	CDBG	\$56,478.95	\$56,478.95	\$0.00
			4244	K B POLK REC CTR SITE IMPROVE CD9 9188	Completed	CDBG	\$20,625.00	\$20,625.00	\$0.00
			4245	NASH/DAVIS REC CENTER CD9 9189	Completed	CDBG	\$140,379.34	\$140,379.34	\$0.00
			4246	OPPORTUNITY PARK SITE IMPROVEMENTS CD9	Completed	CDBG	\$99,071.26	\$99,071.26	\$0.00
			4247	PHYLLIS WHEATLEY PICNIC SHELTER CD9 9191	Completed	CDBG	\$38,883.00	\$38,883.00	\$0.00

U.S. Department of Housing and Urban Development
 Office of Community Planning and Development
 Integrated Disbursement and Information System
 List of Activities By Program Year And Project
 DALLAS, TX

Plan Year	IDIS Project	Project	IDIS Activity ID	Activity Name	Activity Status	Program	Funded Amount	Draw Amount	Balance	
1999	36	PUBLIC IMPROVEMENTS/CITY FACILITIES/PARK	4248	SOUTH CENTRAL PARK SITE IMPROVEMENTS CD9	Completed	CDBG	\$62,417.02	\$62,417.02	\$0.00	
			4260	COTTONWOOD TRAIL DESIGN/IMPROVE CD99185	Completed	CDBG	\$150,000.00	\$150,000.00	\$0.00	
			4609	COTTONWOOD TRAIL-HAMILTON PARK R99 CD71C	Canceled	CDBG	\$0.00	\$0.00	\$0.00	
			4610	KLEBERG/RYLIE WALKING TRAIL R99 CD72	Canceled	CDBG	\$0.00	\$0.00	\$0.00	
			4611	PARKDALE PARK - SITE IMPROVEMENTS	Canceled	CDBG	\$0.00	\$0.00	\$0.00	
			4612	TURNER, JANIE C RECREATION CENTER	Canceled	CDBG	\$0.00	\$0.00	\$0.00	
			Project Total					\$1,285,830.07	\$1,285,830.07	\$0.00
		37	PUBLIC IMPROVEMENTS/CITY INFRASTRUCTURE	4195	HOUSING CRISIS CENTER RENOVATIONS CD9	Canceled	CDBG	\$0.00	\$0.00	\$0.00
	4201			KATHY'S SUNSHINE OUTREACH CENTER CD9	Canceled	CDBG	\$0.00	\$0.00	\$0.00	
	4249			LOVE FIELD WEST PETITION ASSESSMENT CD9	Completed	CDBG	\$99,219.18	\$99,219.18	\$0.00	
	4250			NEIGHBORHOOD STREET IMPROVEMENT PETITION	Completed	CDBG	\$99,611.98	\$99,611.98	\$0.00	
			Project Total					\$198,831.16	\$198,831.16	\$0.00
		38	PUBLIC IMPROVEMENTS/NON-PROFITS	4196	OAK CLIFF BOYS AND GIRLS CLUB CD9	Canceled	CDBG	\$0.00	\$0.00	\$0.00
	4251			HOUSING CRISIS CENTER RENOVATIONS CD9	Completed	CDBG	\$250,000.00	\$250,000.00	\$0.00	
			Project Total					\$250,000.00	\$250,000.00	\$0.00
		39	PUBLIC IMPROVEMENTS/NON-PROFITS	4197	A. C. CRAIG RESOURCE CENTER RENOV R99	Open	CDBG	\$0.00	\$0.00	\$0.00
	4198			AFRICAN AMERICAN MEN BLDG EXPANSION	Open	CDBG	\$0.00	\$0.00	\$0.00	
	4199			ALAMEDA HEIGHTS COMM OUTREACH CTR CD9	Canceled	CDBG	\$0.00	\$0.00	\$0.00	
	4200			BATAAN COMMUNITY CENTER IMPROVEMENTS	Canceled	CDBG	\$0.00	\$0.00	\$0.00	
	4202			SUNNY ACRES COMM EXPANSION/RENOV CD9	Open	CDBG	\$0.00	\$0.00	\$0.00	
	4252			OAK CLIFF BOYS & GIRLS CLUB CD9 9142	Completed	CDBG	\$100,000.00	\$100,000.00	\$0.00	
			Project Total					\$100,000.00	\$100,000.00	\$0.00
		40	PUBLIC IMPROVEMENTS/NON-PROFITS	4203	UNITED FRONT (SOUTHERN SKATE) CD9	Canceled	CDBG	\$0.00	\$0.00	\$0.00
	4253			A. C. CRAIG RESOURCE CENTER R99 9599	Completed	CDBG	\$99,996.99	\$99,996.99	\$0.00	
	4254			AFRICAN AMERICAN MEN BUILD R99 9600	Completed	CDBG	\$71,847.00	\$71,847.00	\$0.00	
	4255			ALAMEDA HEIGHTS COMM OUTREACH CD99126	Completed	CDBG	\$67,495.00	\$67,495.00	\$0.00	
	4256			BATAAN COMMUNITY CENTER IMPROVEMENTS	Completed	CDBG	\$9,017.00	\$9,017.00	\$0.00	
	4257			KATHY'S SUNSHINE OUTREACH CTR R99 9607	Completed	CDBG	\$100,000.00	\$100,000.00	\$0.00	
	4258			SUNNY ACRES COMM EXPAND/RENO CD99145	Completed	CDBG	\$30,000.00	\$30,000.00	\$0.00	
	4261			BATAAN COMMUNITY CENTER IMPROVEMENTS CD9	Completed	CDBG	\$25,000.00	\$25,000.00	\$0.00	
	4262			AFRICAN AMERICAN MEN BUILD EPAN CD99123	Completed	CDBG	\$28,153.00	\$28,153.00	\$0.00	
	4604			BRASWELL CHILD DEVELOPMENT	Canceled	CDBG	\$0.00	\$0.00	\$0.00	
	4605			LIFE NET - RENOVATIONS	Canceled	CDBG	\$0.00	\$0.00	\$0.00	
	4606			RESOURCE CENTER OF DALLAS	Canceled	CDBG	\$0.00	\$0.00	\$0.00	
	4607			SAINT PHILLIPS - RECREATION FIELD	Canceled	CDBG	\$0.00	\$0.00	\$0.00	
	4608			SHARED HOUSING CENTER	Canceled	CDBG	\$0.00	\$0.00	\$0.00	
		Project Total					\$431,508.99	\$431,508.99	\$0.00	

U.S. Department of Housing and Urban Development
 Office of Community Planning and Development
 Integrated Disbursement and Information System
 List of Activities By Program Year And Project
 DALLAS, TX

Plan Year	IDIS Project	Project	IDIS Activity ID	Activity Name	Activity Status	Program	Funded Amount	Draw Amount	Balance	
1999	41	PUBLIC IMPROVEMENTS/NON-PROFITS	4259	UNITED FRONT DALLAS (SOUTHERN SKATE) CD9	Completed	CDBG	\$60,000.00	\$60,000.00	\$0.00	
		Project Total					\$60,000.00	\$60,000.00	\$0.00	
	42	FAIR HOUSING/PLANNING OVERSIGHT		4204	WALKER FAIR HOUSING ENFORCE ADDED CD9	Completed	CDBG	\$413,124.00	\$413,124.00	\$0.00
				4205	WALKER HOUSING COMPLIANCE ACTIVITIES CD9	Completed	CDBG	\$72,771.10	\$72,771.10	\$0.00
				4206	WALKER RENT OPTION CD9	Completed	CDBG	\$74,970.00	\$74,970.00	\$0.00
			Project Total					\$560,865.10	\$560,865.10	\$0.00
	43	PLANNING/PROG. OVERSIGHT ADMIN.		4207	GRANT COMPLIANCE CD9	Completed	CDBG	\$312,751.00	\$312,751.00	\$0.00
				4208	HISTORIC PRESERVATION/REVIEW/MITIGATION	Completed	CDBG	\$8,180.00	\$8,180.00	\$0.00
				4209	CITIZEN PARTICIPATION/CDC SUPPORT CD9	Completed	CDBG	\$72,312.55	\$72,312.55	\$0.00
				4210	CONSOLIDATED PLAN OVERSIGHT CD9	Completed	CDBG	\$327,734.05	\$327,734.05	\$0.00
				4211	HEALTH CONTRACT MONITORING	Completed	CDBG	\$206,757.78	\$206,757.78	\$0.00
				4216	MAPLE AVENUE REVITALIZATION CD9	Completed	CDBG	\$23,765.73	\$23,765.73	\$0.00
				4613	SOUTH DALLAS PLANNED DEVELOPMENT STUDY	Canceled	CDBG	\$0.00	\$0.00	\$0.00
	Project Total						\$951,501.11	\$951,501.11	\$0.00	
	44	SECTION 108 DEBT SERVICE		4217	SECTION 108 DEBT SERVICE	Completed	CDBG	\$5,524,802.00	\$5,524,802.00	\$0.00
			Project Total					\$5,524,802.00	\$5,524,802.00	\$0.00
	45	UNPROGRAMMED		4218	UNPROGRAMMED FUNDS	Canceled	CDBG	\$0.00	\$0.00	\$0.00
Project Total							\$0.00	\$0.00	\$0.00	
	Program Total					CDBG	\$22,486,655.53	\$22,486,655.53	\$0.00	
	1999 Total						\$22,486,655.53	\$22,486,655.53	\$0.00	
2000	1	Public Services - Youth Services(Send a Kid to Camp)	4630	AFRICA AM MUSEUM CD00 CD46	Completed	CDBG	\$50,000.00	\$50,000.00	\$0.00	
			4631	SEND A KID TO CAMP CD00 CD64	Completed	CDBG	\$41,598.51	\$41,598.51	\$0.00	
			4632	SUMMER YOUTH CD00 CD65	Completed	CDBG	\$41,935.00	\$41,935.00	\$0.00	
			4942	AFRICAN AMERICAN MUSEUM YOUTH ENRICHMENT	Canceled	CDBG	\$0.00	\$0.00	\$0.00	
			Project Total						\$133,533.51	\$133,533.51
	2	Public Services - Youth Services (Afterschool Programs)		4633	AFTER SCHOOL CD00 CD52	Completed	CDBG	\$446,800.00	\$446,800.00	\$0.00
			Project Total						\$446,800.00	\$446,800.00
	3	Public Services - Youth Services (Child Care)		4634	CHILD CARE PROGRAM CD00 CD18	Completed	CDBG	\$227,849.68	\$227,849.68	\$0.00
				4635	CITY CHILD CARE PROGRAM CD00 9226	Completed	CDBG	\$408,398.00	\$408,398.00	\$0.00
				4636	GANG INTERVENT/YOUTH MENTORING CD00 CD25	Completed	CDBG	\$6,642.48	\$6,642.48	\$0.00
				4637	PARENTING & EARLY CHILDHOOD CD00 CD30	Completed	CDBG	\$25,000.00	\$25,000.00	\$0.00
	Project Total						\$667,890.16	\$667,890.16	\$0.00	
	4	Public Services - Youth Services (Clinical Health)		4638	ADOLESCENT HEALTH SVC CD00 CD13	Completed	CDBG	\$59,912.78	\$59,912.78	\$0.00
				4639	CITY ADOLESCENT HEALTH SVC CD00 9225	Completed	CDBG	\$154,530.09	\$154,530.09	\$0.00
				4640	HOSPICE/RESPITE CARE CD00 CD27	Completed	CDBG	\$39,000.00	\$39,000.00	\$0.00
				4641	CLINICAL DENTAL CARE CD00 CD23	Completed	CDBG	\$200,000.00	\$200,000.00	\$0.00

U.S. Department of Housing and Urban Development
 Office of Community Planning and Development
 Integrated Disbursement and Information System
 List of Activities By Program Year And Project
 DALLAS, TX

Plan Year	IDIS Project	Project	IDIS Activity ID	Activity Name	Activity Status	Program	Funded Amount	Draw Amount	Balance
2000	4	Project Total					\$453,442.87	\$453,442.87	\$0.00
	5	Public Services-Clinical Health-Youth (Substance Abuse)	4642	ADOLESCENT SUBSTANCE ABUSE CD00 CD14	Completed	CDBG	\$65,000.00	\$65,000.00	\$0.00
		Project Total					\$65,000.00	\$65,000.00	\$0.00
	6	Public Services-Clinical Health-Non Youth (Interv./Educ)	4643	ADULT SUBSTANCE ABUSE CD00 CD15	Completed	CDBG	\$49,990.00	\$49,990.00	\$0.00
			4644	AFRICAN-AM DIABETIES CD00 CD16	Completed	CDBG	\$50,000.00	\$50,000.00	\$0.00
			4645	AIDS EARLY INTERV & EDUCATION CD00 CD17	Completed	CDBG	\$75,000.00	\$75,000.00	\$0.00
		Project Total					\$174,990.00	\$174,990.00	\$0.00
	7	Public Services - Senior Services (Crisis Intervention)	4646	CITY GERATRIC & CRISIS INTER CD00 9227	Completed	CDBG	\$114,715.00	\$114,715.00	\$0.00
			4647	CITY OFFICE OF SENIOR AFFAIRS CD00 9228	Completed	CDBG	\$111,153.00	\$111,153.00	\$0.00
			4648	SENIOR SERVICES PROGRAM CD00 CD31	Completed	CDBG	\$78,034.00	\$78,034.00	\$0.00
		Project Total					\$303,902.00	\$303,902.00	\$0.00
	9	Public Services-Homeless/Temporary Housing (Emergency Hsg.)	4651	TEMPORARY EMERGENCY HOUSING CD00 CD44	Completed	CDBG	\$49,223.75	\$49,223.75	\$0.00
		Project Total					\$49,223.75	\$49,223.75	\$0.00
	10	Public Services - Other - Youth (Job Training)	4652	YOUTH JOB TRAINING CD00 CD34	Completed	CDBG	\$60,000.00	\$60,000.00	\$0.00
			4653	YOUTH RELATED SOCIAL SERVICES CD00 CD35	Completed	CDBG	\$29,250.00	\$29,250.00	\$0.00
			4654	TEEN VIOLENCE-VICTIM OUTREACH CD00 CD32	Completed	CDBG	\$35,000.00	\$35,000.00	\$0.00
			4655	ENGLISH LANGUAGE TUTORING CD00 CD45	Completed	CDBG	\$50,686.69	\$50,686.69	\$0.00
			4656	YOUTH JOB TRAINING (PLEASANT) CD00 CD33	Completed	CDBG	\$30,000.00	\$30,000.00	\$0.00
		Project Total					\$204,936.69	\$204,936.69	\$0.00
	11	Public Services-Other-Non Youth (Incarceration Svcs.)	4657	INCARCERATION SUPPORT SVC CD00 CD28	Completed	CDBG	\$40,923.70	\$40,923.70	\$0.00
		Project Total					\$40,923.70	\$40,923.70	\$0.00
	12	Public Services - Other -Non Youth (Domestic Violence)	4658	DOMESTIC VIOLENCE CD00 CD24	Completed	CDBG	\$46,000.00	\$46,000.00	\$0.00
		Project Total					\$46,000.00	\$46,000.00	\$0.00
	13	Public Services - Other - Non Youth (Anti-Drug Program)	4659	NEIGHBORHOOD ANTI-DRUG PROG CD00 CD29	Completed	CDBG	\$30,000.00	\$30,000.00	\$0.00
			4660	SAFE EXPANSION INSPECT POLICE CD00 9219	Completed	CDBG	\$235,325.08	\$235,325.08	\$0.00
		Project Total					\$265,325.08	\$265,325.08	\$0.00
	18	HOUSING-MORTGAGE ASSISTANCE	4661	MORTGAGE ASSISTANCE PROGRAM CD00 CD41	Completed	CDBG	\$1,321,386.00	\$1,321,386.00	\$0.00
			4706	MORTGAGE ASSISTANCE PROG R99 CD76	Completed	CDBG	\$750,000.00	\$750,000.00	\$0.00
			5064	9821 ROYCE DRIVE	Canceled	CDBG	\$0.00	\$0.00	\$0.00
			5073	9805 ROYCE DRIVE	Canceled	CDBG	\$0.00	\$0.00	\$0.00
			5078	2535 ST. LUKE LANE	Canceled	CDBG	\$0.00	\$0.00	\$0.00
			5081	5114 WESLEY CHAPEL LANE	Canceled	CDBG	\$0.00	\$0.00	\$0.00
			5108	1227 BONNIE VIEW LANE	Canceled	CDBG	\$0.00	\$0.00	\$0.00
			5110	10331 LIMESTONE DRIVE	Canceled	CDBG	\$0.00	\$0.00	\$0.00
			5111	4714 SAN JACINTO STREET	Canceled	CDBG	\$0.00	\$0.00	\$0.00
			5112	7905 JULIBANT DRIVE	Canceled	CDBG	\$0.00	\$0.00	\$0.00

U.S. Department of Housing and Urban Development
 Office of Community Planning and Development
 Integrated Disbursement and Information System
 List of Activities By Program Year And Project
 DALLAS, TX

Plan Year	IDIS Project	Project	IDIS Activity ID	Activity Name	Activity Status	Program	Funded Amount	Draw Amount	Balance	
2000	18	HOUSING-MORTGAGE ASSISTANCE	5113	2511 FRIENDWAY LANE	Canceled	CDBG	\$0.00	\$0.00	\$0.00	
			5118	2770 SCOTLAND DRIVE	Canceled	CDBG	\$0.00	\$0.00	\$0.00	
			5119	3528 POINSETTIA DRIVE	Canceled	CDBG	\$0.00	\$0.00	\$0.00	
			5120	1425 TAPERWICKE DRIVE	Canceled	CDBG	\$0.00	\$0.00	\$0.00	
			5121	1711 RIVERWAY BEND CIRCLE	Canceled	CDBG	\$0.00	\$0.00	\$0.00	
			5122	2906 PINE TRAIL ROAD	Canceled	CDBG	\$0.00	\$0.00	\$0.00	
			Project Total							
		21	HOUSING-DIRECT SUPPORT ACTIVITIES	4663	HOUSING DEVELOPMENT SUPPORT CD00 9249	Completed	CDBG	\$779,099.00	\$779,099.00	\$0.00
	4707			HOUSING ASSISTANCE SUPPORT CD00 9248	Completed	CDBG	\$1,117,269.00	\$1,117,269.00	\$0.00	
			Project Total							
		23	HOUSING - HOME REPAIR PROGRAMS	4665	VOLUNTEERS IN PLUMBING CD00 CD08	Completed	CDBG	\$17,970.48	\$17,970.48	\$0.00
				4666	HOME REPAIR PROGRAM CD00 CD37	Completed	CDBG	\$2,343,075.00	\$2,343,075.00	\$0.00
				4667	HOUSING ASSISTANCE SUPPORT CD00 9248	Canceled	CDBG	\$0.00	\$0.00	\$0.00
				4668	HOME REPAIR - SO DAL/FAIR PARK CD00 CD38	Completed	CDBG	\$100,000.00	\$100,000.00	\$0.00
				4717	HOME REPAIR (NEW APPS) CD00 CD77	Completed	CDBG	\$750,000.00	\$750,000.00	\$0.00
				4725	1112 BROCK	Canceled	CDBG	\$0.00	\$0.00	\$0.00
				8831	3103 OBENCHAIN	Canceled	CDBG	\$0.00	\$0.00	\$0.00
			Project Total							
		24	HOUSING-SAFE CODE ENFORCEMENT	4669	SAFE EXPANSION CODE INSPECT CD00 9218	Completed	CDBG	\$423,748.92	\$423,748.92	\$0.00
				4721	THIS IS A TEST	Canceled	CDBG	\$0.00	\$0.00	\$0.00
			Project Total							
		25	Housing-Other Housing/Neighborhood Revitalization	5200	ROSIE MAE HAROLD	Canceled	CDBG	\$0.00	\$0.00	\$0.00
			Project Total							
		26	Economic Development - Business Loans	4670	WEST DALLAS ECO DEVELOP (SDDC) CD00 CD11	Canceled	CDBG	\$0.00	\$0.00	\$0.00
				4671	SER BILINGUAL CHILDCARE TRAIN CD00 CD12	Completed	CDBG	\$80,000.00	\$80,000.00	\$0.00
				4900	FAIR PARK COMMERCIAL CORRIDOR DEMO PROG	Canceled	CDBG	\$0.00	\$0.00	\$0.00
			Project Total							
	27	Economic Development - Technical Assistance	4672	ENTERPRISE ZONE EMPOWER (BAC) CD00 CD09	Completed	CDBG	\$71,000.00	\$71,000.00	\$0.00	
			4908	ENTERPRISE ZONE/ECONOMIC EMPOWERMENT BAC	Completed	CDBG	\$37,833.80	\$37,833.80	\$0.00	
			4909	ENTERPRIZE ZONE/ECONOMIC EMPOWERMENT BAC	Canceled	CDBG	\$0.00	\$0.00	\$0.00	
			4910	ENTERPRISE ZONE/ECONOMIC EMPOWERMENT BAC	Completed	CDBG	\$64,454.47	\$64,454.47	\$0.00	
			4911	ENTERPRISE ZONE/ECONOMIC EMPOWERMENT BAC	Completed	CDBG	\$65,000.00	\$65,000.00	\$0.00	
			4912	ENTERPRISE ZONE/ECONOMIC EMPOWERMENT BAC	Completed	CDBG	\$60,437.00	\$60,437.00	\$0.00	
		Project Total								
		Project Total					\$298,725.27	\$298,725.27	\$0.00	

U.S. Department of Housing and Urban Development
 Office of Community Planning and Development
 Integrated Disbursement and Information System
 List of Activities By Program Year And Project
 DALLAS, TX

Plan Year	IDIS Project	Project	IDIS Activity ID	Activity Name	Activity Status	Program	Funded Amount	Draw Amount	Balance
2000	28	Economic Development	4673	N2WIN RENOVATIONS CD00 CD10	Completed	CDBG	\$0.09	\$0.09	\$0.00
		Project Total					\$0.09	\$0.09	\$0.00
	29	Public Improvements - City Facilities	4675	ARLINGTON PARK SECURITY FENCE CD00 CD54	Completed	CDBG	\$4,993.13	\$4,993.13	\$0.00
			4676	BISHOP FLORES SOCCER FIELD CD00 CD55	Completed	CDBG	\$84,323.15	\$84,323.15	\$0.00
			4677	COTTONWOOD TRAIL HAMILTON PARK CD00 CD56	Completed	CDBG	\$27,258.00	\$27,258.00	\$0.00
			4678	COTTONWOOD TRAIL MAHAM RD CD00 CD57	Completed	CDBG	\$200,000.00	\$200,000.00	\$0.00
			4679	KIMBLE PARK SECURITY LIGHTING CD00 CD58	Completed	CDBG	\$11,945.61	\$11,945.61	\$0.00
			4680	SOUTH CENTRAL PARK IMPROVEMENTS (JOPPA)	Completed	CDBG	\$97,040.35	\$97,040.35	\$0.00
			4681	OLIVER, LIZZIE -- SITE IMPROV CD00 CD60	Completed	CDBG	\$64,353.06	\$64,353.06	\$0.00
			4682	OVERLAKE PARK SITE DEVELOP CD00 CD61	Completed	CDBG	\$100,000.00	\$100,000.00	\$0.00
			4683	OWENWOOD PARK PICNIC SHELTER CD00 CD62	Completed	CDBG	\$40,000.00	\$40,000.00	\$0.00
			4684	RANDALL PARK SITE DEVELOP CD00 CD63	Completed	CDBG	\$19,898.90	\$19,898.90	\$0.00
			4685	COTTONWOOD TRAIL HAMILTON PARK R99 CD71	Completed	CDBG	\$22,742.00	\$22,742.00	\$0.00
			4686	KLEBERG/RYLIE WALKING TRAIL R99 CD72	Completed	CDBG	\$60,000.00	\$60,000.00	\$0.00
			4687	PARKDALE PARK SITE IMPROVEMENTS R99 CD73	Completed	CDBG	\$186,148.17	\$186,148.17	\$0.00
			4688	TURNER, JANIE C RECREATION CTR R99 CD74	Completed	CDBG	\$391,037.60	\$391,037.60	\$0.00
			4887	LUNA, MARIA PARK DESIGN & CONST	Completed	CDBG	\$20,935.00	\$20,935.00	\$0.00
			4888	LUNDY, ELOISE PARK - PARKING LOT EXPAND	Completed	CDBG	\$35,840.40	\$35,840.40	\$0.00
			4894	FRUITDALE AREA (REC CTR) FEASIBILITY STU	Canceled	CDBG	\$0.00	\$0.00	\$0.00
			4895	POLK, K. B. - DESIGN FOR EXERCISE ROOM	Completed	CDBG	\$6,776.00	\$6,776.00	\$0.00
			4896	RANDALL PARK - ATHLETIC FIELD/PARKING	Completed	CDBG	\$52,500.00	\$52,500.00	\$0.00
			4897	STONE, HARRY PARK - BALLFIELD/EROSION	Canceled	CDBG	\$0.00	\$0.00	\$0.00
			4898	TIPTON PARK - PLAYGROUND	Completed	CDBG	\$79,228.74	\$79,228.74	\$0.00
			4899	UMPHRESS PARK - PLAYGROUND	Completed	CDBG	\$72,428.66	\$72,428.66	\$0.00
			5070	EXLINE COMPUTER LAB	Completed	CDBG	\$5,358.48	\$5,358.48	\$0.00
		Project Total					\$1,582,807.25	\$1,582,807.25	\$0.00
	30	Public Improvements - Infrastructure	4689	BARRIER FREE RAMPS OAK CLIFF CD00 CD49	Completed	CDBG	\$24,914.00	\$24,914.00	\$0.00
			4690	NEIGHBORHOOD STREET PETITION CD00 CD50	Completed	CDBG	\$99,912.35	\$99,912.35	\$0.00
			4691	SIDEWALKS PLEASANT VISTA/FIRE CD00 CD51	Completed	CDBG	\$111,135.63	\$111,135.63	\$0.00
		Project Total					\$235,961.98	\$235,961.98	\$0.00
	31	Public Improvements - Non Profit	4692	SHARED HOUSING CENTER R99 CD70	Completed	CDBG	\$100,000.00	\$100,000.00	\$0.00
		Project Total					\$100,000.00	\$100,000.00	\$0.00
	32	Public Improvements - Non Profit	4693	BRASWELL CHILD DEVELOPMENT R99 CD66	Completed	CDBG	\$75,250.00	\$75,250.00	\$0.00
			4694	LIFE NET RENOVATIONS R99 CD67	Completed	CDBG	\$50,600.00	\$50,600.00	\$0.00
			4695	RESOURCE CENTER OF DALLAS R99 CD68	Completed	CDBG	\$105,763.00	\$105,763.00	\$0.00
			4696	ST PHILLIPS RECREATION FIELDS R99 CD69	Canceled	CDBG	\$0.00	\$0.00	\$0.00
			4901	CENTURION PROJECT/HUMAN SERVICES NETWORK	Completed	CDBG	\$48,894.94	\$48,894.94	\$0.00
			4902	FOLLOW THE SON, INC	Canceled	CDBG	\$0.00	\$0.00	\$0.00

U.S. Department of Housing and Urban Development
 Office of Community Planning and Development
 Integrated Disbursement and Information System
 List of Activities By Program Year And Project
 DALLAS, TX

Plan Year	IDIS Project	Project	IDIS Activity ID	Activity Name	Activity Status	Program	Funded Amount	Draw Amount	Balance	
2000	32	Public Improvements - Non Profit	4905	INTERTRIBAL CENTER OF TEXAS, INC	Completed	CDBG	\$32,431.00	\$32,431.00	\$0.00	
			4906	RBOC, INC	Completed	CDBG	\$125,724.53	\$125,724.53	\$0.00	
			Project Total				\$438,663.47	\$438,663.47	\$0.00	
	33	Fair Housing - Fair Housing/Planning Oversight	4697	WALKER FAIR HOUSING ENFORCE CD00 9217	Completed	CDBG	\$400,464.88	\$400,464.88	\$0.00	
			4698	WALKER RENT OPTION CD00 CD48	Completed	CDBG	\$67,500.00	\$67,500.00	\$0.00	
			4699	WALKER HOUSING COMPLIANCE CD00 9251	Completed	CDBG	\$97,403.67	\$97,403.67	\$0.00	
				Project Total			\$565,368.55	\$565,368.55	\$0.00	
	34	Planning/Program Oversight Administration	4700	GRANT COMPLIANCE (AUDITORS) CD00 9214	Completed	CDBG	\$171,850.00	\$171,850.00	\$0.00	
			4701	CITIZEN PARTICIPATION CDC SUP CD00 9215	Completed	CDBG	\$62,716.81	\$62,716.81	\$0.00	
			4702	CONSOLIDATED PLAN OVERSIGHT CD00 9216	Completed	CDBG	\$187,148.00	\$187,148.00	\$0.00	
			4703	HEALTH CONTRACT MONITORING CD00 9229	Completed	CDBG	\$223,782.07	\$223,782.07	\$0.00	
			4704	SOUTH DALLAS PLAN DEVELOP STUDY R99 CD75	Completed	CDBG	\$50,000.00	\$50,000.00	\$0.00	
			4903	FOLLOW THE SON, INC	Completed	CDBG	\$60,000.00	\$60,000.00	\$0.00	
		Project Total			\$755,496.88	\$755,496.88	\$0.00			
	35	Section 108 Debt Service	4705	SECTION 108 DEBT SERVICE CD00 CD04	Completed	CDBG	\$6,961,611.00	\$6,961,611.00	\$0.00	
				Project Total			\$6,961,611.00	\$6,961,611.00	\$0.00	
		Program Total				CDBG	\$21,473,150.65	\$21,473,150.65	\$0.00	
		2000 Total					\$21,473,150.65	\$21,473,150.65	\$0.00	
	2001	1	PS-Adolescent Health Services Program	4973	ADOLESCENT HEALTH SERVICES	Completed	CDBG	\$59,850.85	\$59,850.85	\$0.00
					Project Total			\$59,850.85	\$59,850.85	\$0.00
2		PS-African American Museum Youth Enrichment Program	4974	AFRICAN AMERICAN MUSEUM YOUTH ENRICHMENT	Completed	CDBG	\$50,000.00	\$50,000.00	\$0.00	
			5644	AFRICAN AMERICAN	Canceled	CDBG	\$0.00	\$0.00	\$0.00	
		Project Total			\$50,000.00	\$50,000.00	\$0.00			
3		PS-Afterschool Programs-Elementary School Sites	4975	AFTER SCHOOL ELEMENTRY SCHOOL SITES	Completed	CDBG	\$517,516.00	\$517,516.00	\$0.00	
				Project Total			\$517,516.00	\$517,516.00	\$0.00	
4		PS-Afterschool Programs-Community Centers	4976	AFTER SCHOOL COMMUNITY CENTERS	Canceled	CDBG	\$0.00	\$0.00	\$0.00	
				Project Total			\$0.00	\$0.00	\$0.00	
5		PS-Afterschool Programs-Sites TBD	4977	AFTER SCHOOL SITES TBD	Canceled	CDBG	\$0.00	\$0.00	\$0.00	
				Project Total			\$0.00	\$0.00	\$0.00	
6		PS-Child Care Services Program	4978	CHILD CARE SERVICES PROGRAM	Completed	CDBG	\$227,850.00	\$227,850.00	\$0.00	
				Project Total			\$227,850.00	\$227,850.00	\$0.00	
7	PS-City Adolescent Health Services	4979	CITY ADOLESCENT HEALTH SERVICES	Completed	CDBG	\$177,895.00	\$177,895.00	\$0.00		
			Project Total			\$177,895.00	\$177,895.00	\$0.00		
8	PS-City Child Care Services	4980	CITY CHILD CARE PROGRAM	Completed	CDBG	\$347,216.95	\$347,216.95	\$0.00		
			Project Total			\$347,216.95	\$347,216.95	\$0.00		
9	PS-Summer Programs for Youth	4981	SUMMER YOUTH PROGRAM	Completed	CDBG	\$53,207.02	\$53,207.02	\$0.00		
			Project Total			\$53,207.02	\$53,207.02	\$0.00		

U.S. Department of Housing and Urban Development
 Office of Community Planning and Development
 Integrated Disbursement and Information System
 List of Activities By Program Year And Project
 DALLAS, TX

Plan Year	IDIS Project	Project	IDIS Activity ID	Activity Name	Activity Status	Program	Funded Amount	Draw Amount	Balance
2001	10	PS-Adolescent Substance Abuse (Inpatient)	4982	ADOLESCENT SUBSTANCE ABUSE - INPATIENT	Completed	CDBG	\$65,000.00	\$65,000.00	\$0.00
		Project Total					\$65,000.00	\$65,000.00	\$0.00
	11	PS-Clinical Dental Care Program	4983	CLINICAL DENTAL CARE PROGRAM	Completed	CDBG	\$200,000.00	\$200,000.00	\$0.00
		Project Total					\$200,000.00	\$200,000.00	\$0.00
	12	PS-Adult Substance Abuse	4984	ADULT SUBSTANCE ABUSE	Completed	CDBG	\$49,999.54	\$49,999.54	\$0.00
		Project Total					\$49,999.54	\$49,999.54	\$0.00
	13	PS-African-American Diabetes Prevention and Education	4985	AFRICAN AMERICAN DIABETES PREVENTION/EDU	Completed	CDBG	\$50,000.00	\$50,000.00	\$0.00
		Project Total					\$50,000.00	\$50,000.00	\$0.00
	14	PS-AIDS Early Intervention and Education	4986	AIDS EARLY INTERVENTION & EDUCATION	Completed	CDBG	\$74,999.61	\$74,999.61	\$0.00
		Project Total					\$74,999.61	\$74,999.61	\$0.00
	15	PS-City Geriatric and Crisis Intervention	4987	CITY GERIATRIC & CRISIS INTERVENTION	Completed	CDBG	\$129,991.72	\$129,991.72	\$0.00
		Project Total					\$129,991.72	\$129,991.72	\$0.00
	16	PS-City Office of Senior Affairs	4988	CITY OFFICE OF SENIOR AFFAIRS	Completed	CDBG	\$130,994.00	\$130,994.00	\$0.00
			5045	SENIOR SERVICES PROGRAM	Completed	CDBG	\$78,034.00	\$78,034.00	\$0.00
		Project Total					\$209,028.00	\$209,028.00	\$0.00
	17	PS-Senior Services/Nursing Home Ombudsmen Program	4989	NURSING HOME OMBUDSMAN PROGRAM	Completed	CDBG	\$6,583.00	\$6,583.00	\$0.00
		Project Total					\$6,583.00	\$6,583.00	\$0.00
	18	PS-Temporary Emergency Housing	4990	TEMPORARY EMERGENCY HOUSING	Completed	CDBG	\$50,000.00	\$50,000.00	\$0.00
		Project Total					\$50,000.00	\$50,000.00	\$0.00
	19	PS-English Language Tutoring Program	4991	ENGLISH LANGUAGE TUTORING PROGRAM	Completed	CDBG	\$65,714.00	\$65,714.00	\$0.00
		Project Total					\$65,714.00	\$65,714.00	\$0.00
	20	PS-Teen Violence-Victim Outreach	4992	TEEN VIOLENCE VICTIM OUTREACH	Completed	CDBG	\$35,000.00	\$35,000.00	\$0.00
		Project Total					\$35,000.00	\$35,000.00	\$0.00
	21	PS-Youth Empowerment Project	4993	YOUTH EMPOWERMENT PROJECT	Completed	CDBG	\$92,554.00	\$92,554.00	\$0.00
		Project Total					\$92,554.00	\$92,554.00	\$0.00
	22	PS-Youth Job Training (Pleasant Woods/Grove)	4994	YOUTH JOB TRAINING (PLEASANT WOODS/GROVE)	Completed	CDBG	\$30,000.00	\$30,000.00	\$0.00
		Project Total					\$30,000.00	\$30,000.00	\$0.00
	23	PS-Youth-Related Social Services (TBD)	4995	YOUTH RELATED SOCIAL SERVICES	Completed	CDBG	\$29,250.00	\$29,250.00	\$0.00
		Project Total					\$29,250.00	\$29,250.00	\$0.00
	24	PS-Youth Support-Incarceration Families	4996	YOUTH SUPPORT INCARCERATION FAMILIES	Completed	CDBG	\$10,000.00	\$10,000.00	\$0.00
		Project Total					\$10,000.00	\$10,000.00	\$0.00
	25	PS-Dedicated SAFE II Expansion Inspection Support-Police	4997	DEDICATED SAFE INSPECTION POLICE SUPPORT	Completed	CDBG	\$258,959.00	\$258,959.00	\$0.00
		Project Total					\$258,959.00	\$258,959.00	\$0.00
	26	PS-Domestic Violence	4998	DOMESTIC VIOLENCE	Completed	CDBG	\$46,000.00	\$46,000.00	\$0.00
		Project Total					\$46,000.00	\$46,000.00	\$0.00

U.S. Department of Housing and Urban Development
 Office of Community Planning and Development
 Integrated Disbursement and Information System
 List of Activities By Program Year And Project
 DALLAS, TX

Plan Year	IDIS Project	Project	IDIS Activity ID	Activity Name	Activity Status	Program	Funded Amount	Draw Amount	Balance
2001	27	PS-Homeless Outreach	4999	HOMELESS OUTREACH	Completed	CDBG	\$79,531.00	\$79,531.00	\$0.00
		Project Total					\$79,531.00	\$79,531.00	\$0.00
	28	PS-Community Re-entry Support Services for Parolees/Families	5000	COMMUNITY RE-ENTRY SUPPORT SERVICES	Completed	CDBG	\$40,924.00	\$40,924.00	\$0.00
		Project Total					\$40,924.00	\$40,924.00	\$0.00
	29	PS-Parenting and Early Childhood Development	5001	PARENTING & EARLY CHILDHOOD DEVELOPMENT	Completed	CDBG	\$15,000.00	\$15,000.00	\$0.00
		Project Total					\$15,000.00	\$15,000.00	\$0.00
	30	PS-Job Training & Placement Program (Jacobs Ladder)	5002	JOB TRAINING & PLACEMENT (JACOBS LADDER)	Completed	CDBG	\$50,000.00	\$50,000.00	\$0.00
		Project Total					\$50,000.00	\$50,000.00	\$0.00
	31	Housing-Relocation Assistance	5003	RELOCATION ASSISTANCE	Completed	CDBG	\$200,000.00	\$200,000.00	\$0.00
		Project Total					\$200,000.00	\$200,000.00	\$0.00
	32	Housing-Housing Development Support	5004	HOUSING DEVELOPMENT SUPPORT	Completed	CDBG	\$875,000.00	\$875,000.00	\$0.00
		Project Total					\$875,000.00	\$875,000.00	\$0.00
	33	Housing-Mortgage Assistance Program	5005	MORTGAGE ASSISTANCE PROGRAM	Completed	CDBG	\$275,000.00	\$275,000.00	\$0.00
		Project Total					\$275,000.00	\$275,000.00	\$0.00
	34	Housing-Housing Assistance Support	5006	HOUSING ASSISTANCE SUPPORT	Completed	CDBG	\$541,649.00	\$541,649.00	\$0.00
		Project Total					\$541,649.00	\$541,649.00	\$0.00
	35	Housing-Home Repair Program (Citywide)	5007	HOME REPAIR PROGRAM - CITYWIDE	Completed	CDBG	\$4,400,000.00	\$4,400,000.00	\$0.00
		Project Total					\$4,400,000.00	\$4,400,000.00	\$0.00
	36	Housing-Minor Home Repair Program (South Dallas/Fair Park)	5008	MINOR HOME REPAIR-SOUTH DALLAS/FAIR PARK	Completed	CDBG	\$100,000.00	\$100,000.00	\$0.00
		Project Total					\$100,000.00	\$100,000.00	\$0.00
	37	Housing-Substandard Housing Assistance and Repair-S.H.A.R.E.	5009	SHARE SUBSTANDARD HOUSING ASSISTANCE/REP CD01 5444	Completed	CDBG	\$522,500.00	\$522,500.00	\$0.00
		Project Total					\$522,500.00	\$522,500.00	\$0.00
	38	Housing-Volunteers in Plumbing	5010	VOLUNTEERS IN PLUMBING	Completed	CDBG	\$6,874.44	\$6,874.44	\$0.00
		Project Total					\$6,874.44	\$6,874.44	\$0.00
	39	Housing-Dedicated SAFE II Exp. Code Insp. - Code Compliance	5011	DEDICATED SAFE CODE INSPECTION CCS	Completed	CDBG	\$104,000.00	\$104,000.00	\$0.00
		Project Total					\$104,000.00	\$104,000.00	\$0.00
	40	Housing-Dedicated SAFE II Expansion Inspection - Fire	5012	DEDICATED SAFE CODE INSPECTION FIRE	Completed	CDBG	\$113,968.00	\$113,968.00	\$0.00
		Project Total					\$113,968.00	\$113,968.00	\$0.00
	41	Housing-Dedicated SAFE II Expansion Inspection-Police	5013	DEDICATED SAFE CODE INSPECTION POLICE	Completed	CDBG	\$222,370.00	\$222,370.00	\$0.00
		Project Total					\$222,370.00	\$222,370.00	\$0.00
	42	EDD-Revolving Loan Fund Program	5060	SDDC ADMIN EXPENSES PROGRAM INCOME	Completed	CDBG	\$135,703.02	\$135,703.02	\$0.00
			5646	SDDC ADMIN EXPENSES PROGRAM INCOME	Completed	CDBG	\$137,604.58	\$137,604.58	\$0.00
		Project Total					\$273,307.60	\$273,307.60	\$0.00

U.S. Department of Housing and Urban Development
 Office of Community Planning and Development
 Integrated Disbursement and Information System
 List of Activities By Program Year And Project
 DALLAS, TX

Plan Year	IDIS Project	Project	IDIS Activity ID	Activity Name	Activity Status	Program	Funded Amount	Draw Amount	Balance
2001	44	EDD-Enterprise Zone Eco. Empowerment Program - Staff Support	5014	ENTERPRISE ZONE/ECONOMIC EMPOWERMENT	Completed	CDBG	\$49,763.45	\$49,763.45	\$0.00
		Project Total					\$49,763.45	\$49,763.45	\$0.00
	45	EDD-BAC #1 Greater Dallas Hispanic Chamber	5015	BAC #1 GREATER DALLAS HISP CHAMBER MAPLE	Completed	CDBG	\$80,000.00	\$80,000.00	\$0.00
		Project Total					\$80,000.00	\$80,000.00	\$0.00
	46	EDD- BAC #2 Inncity Community Development Corporation.	5016	BAC #2 INNERCITY COMMUNITY DEVELOP CORP	Completed	CDBG	\$15,000.00	\$15,000.00	\$0.00
		Project Total					\$15,000.00	\$15,000.00	\$0.00
	47	EDD- BAC #3 West Dallas Neighborhood Comm. Dev. Corp.	5017	BAC #3 WEST DALLAS NEIGH COMM DEVEL CORP	Completed	CDBG	\$25,873.11	\$25,873.11	\$0.00
		Project Total					\$25,873.11	\$25,873.11	\$0.00
	48	EDD- BAC #4 Greater Dallas Hispanic Chanber of Commerce	5018	BAC #4 GREATER DALLAS HISP CHAMBER SUNSE	Completed	CDBG	\$80,000.00	\$80,000.00	\$0.00
		Project Total					\$80,000.00	\$80,000.00	\$0.00
	49	EDD-BAC #5 MBA Consultants, Inc.	5019	BAC #5 MBA CONSULTANTS	Completed	CDBG	\$80,000.00	\$80,000.00	\$0.00
		Project Total					\$80,000.00	\$80,000.00	\$0.00
	50	Public Improvement - City Facilities	5020	BECKLEY SANER PARK - SITE IMPROVEMENTS	Completed	CDBG	\$80,000.00	\$80,000.00	\$0.00
			5022	GARRETT PARK - PARK FURNITURE	Completed	CDBG	\$7,442.00	\$7,442.00	\$0.00
			5023	CUMMINGS RECREATION CENTER SECURITY LIGH	Completed	CDBG	\$65,000.00	\$65,000.00	\$0.00
			5024	GATEWAY PARK DESIGN/CONST TRAIL EXPAND	Completed	CDBG	\$96,120.57	\$96,120.57	\$0.00
			5025	GLOVER PARK - PLAYGROUND	Completed	CDBG	\$93,873.10	\$93,873.10	\$0.00
			5026	HAMILTON PARK TRAIL IMPROVEMENTS	Completed	CDBG	\$174,830.70	\$174,830.70	\$0.00
			5027	HAMILTON PARK SEC LIGHT/FURNITURE/SIGN	Completed	CDBG	\$55,718.76	\$55,718.76	\$0.00
			5028	JAYCEE ZARAGOZA PARK - PARKING EXPANSION	Completed	CDBG	\$140,000.00	\$140,000.00	\$0.00
			5029	LUNA, MARIA PARK - PAVILLION	Completed	CDBG	\$111,160.79	\$111,160.79	\$0.00
			5030	MARYLAND PARK - PICNIC TABLE/BENCHES	Canceled	CDBG	\$0.00	\$0.00	\$0.00
		Project Total					\$824,145.92	\$824,145.92	\$0.00
	51	Public Improvement-Bishop Davis-Design Phase Construction II	5021	CUMMINGS RECREATION CENTER - SECURITY LI	Canceled	CDBG	\$0.00	\$0.00	\$0.00
			5031	BISHOP DAVIS DESIGN PHASE II	Completed	CDBG	\$198,911.02	\$198,911.02	\$0.00
		Project Total					\$198,911.02	\$198,911.02	\$0.00
	52	Public Improvement - Glasgow 300 Block	5032	GLASGOW 300 BLK SIDEWALKS	Completed	CDBG	\$15,292.13	\$15,292.13	\$0.00
		Project Total					\$15,292.13	\$15,292.13	\$0.00
	53	Public Improvement-Neighborhood St. Improv. Petition Grant	5033	NEIGHBORHOOD STREET IMPROVEMENT PETITION	Completed	CDBG	\$134,999.99	\$134,999.99	\$0.00
		Project Total					\$134,999.99	\$134,999.99	\$0.00
	54	Public Improvement-Residential Barrier Free Ramps-Citywide	5034	RESIDENTAL BARRIER FREE RAMPS CITYWIDE	Completed	CDBG	\$31,975.48	\$31,975.48	\$0.00
		Project Total					\$31,975.48	\$31,975.48	\$0.00
	55	Public Improvements - Non-Profit	5035	CENTURIAN	Canceled	CDBG	\$0.00	\$0.00	\$0.00

U.S. Department of Housing and Urban Development
 Office of Community Planning and Development
 Integrated Disbursement and Information System
 List of Activities By Program Year And Project
 DALLAS, TX

Plan Year	IDIS Project	Project	IDIS Activity ID	Activity Name	Activity Status	Program	Funded Amount	Draw Amount	Balance
2001	55	Project Total					\$0.00	\$0.00	\$0.00
	56	Fair Housing-Walker-Fair Housing Enforcement-Added	5036	WALKER FAIR HOUSING ENFORCEMENT	Completed	CDBG	\$397,191.74	\$397,191.74	\$0.00
		Project Total					\$397,191.74	\$397,191.74	\$0.00
	57	Fair Housing-Walker-Housing Compliance Activities	5037	WALKER HOUSING COMPLIANCE ACTIVITIES	Completed	CDBG	\$122,334.00	\$122,334.00	\$0.00
		Project Total					\$122,334.00	\$122,334.00	\$0.00
	58	Fair Housing-Walker-Rent Option	5038	WALKER RENT OPTION	Completed	CDBG	\$67,500.00	\$67,500.00	\$0.00
		Project Total					\$67,500.00	\$67,500.00	\$0.00
	59	P/P/Oversight-Cons. Plan/Citizen Part.& CDC Support	5039	CITIZEN PARTICIPATION/CDC SUPPORT	Completed	CDBG	\$115,752.00	\$115,752.00	\$0.00
		Project Total					\$115,752.00	\$115,752.00	\$0.00
	60	P/P/Oversight-Grant Compliance	5040	GRANT COMPLIANCE	Completed	CDBG	\$220,406.00	\$220,406.00	\$0.00
		Project Total					\$220,406.00	\$220,406.00	\$0.00
	61	P/P/Oversight-Health Contract Monitoring	5041	HEALTH CONTRACT MONITORING	Completed	CDBG	\$273,994.05	\$273,994.05	\$0.00
		Project Total					\$273,994.05	\$273,994.05	\$0.00
	63	P/P/Oversight-Jefferson/Zang to Marsalis)	5042	MEDIAN IMPROVEMENTS JEFFERSON BLVD	Completed	CDBG	\$43,484.00	\$43,484.00	\$0.00
		Project Total					\$43,484.00	\$43,484.00	\$0.00
	65	Section 108 Debt Service- In Town Housing	5043	SECTION 108 DEBT SERVICE INTOWN HOUSING	Completed	CDBG	\$3,459,695.00	\$3,459,695.00	\$0.00
		Project Total					\$3,459,695.00	\$3,459,695.00	\$0.00
	66	Section 108 Debt Service-Neighborhood Renaissance Program	5044	SECTION 108 DEBT SERVICE NEIGH RENAISSAN	Completed	CDBG	\$4,252,439.00	\$4,252,439.00	\$0.00
		Project Total					\$4,252,439.00	\$4,252,439.00	\$0.00
	67	HOME-CHDO Projects/TBD	5213	MAEDC PROJECT	Canceled	CDBG	\$0.00	\$0.00	\$0.00
			5215	ICDC-SCATTERED SITES	Canceled	CDBG	\$0.00	\$0.00	\$0.00
			5332	TR HOOVER SCATTERED SITES DEVELOPMENT	Canceled	CDBG	\$0.00	\$0.00	\$0.00
		Project Total					\$0.00	\$0.00	\$0.00
	69	HOME-MORTGAGE ASSISTANCE PROGRAM	5301	5136 TATO DRIVE	Canceled	CDBG	\$0.00	\$0.00	\$0.00
		Project Total					\$0.00	\$0.00	\$0.00
		Program Total				CDBG	\$21,145,495.62	\$21,145,495.62	\$0.00
		2001 Total					\$21,145,495.62	\$21,145,495.62	\$0.00
2002	1	PS-Adolescent Health Services Program	5553	ADOLESCENT HEALTH SERVICES, CD02 2315	Completed	CDBG	\$58,403.00	\$58,403.00	\$0.00
		Project Total					\$58,403.00	\$58,403.00	\$0.00
	2	PS-African American Museum Youth Enrichment Program	5554	AFRICAN-AMER MUSEUM YTH PROGRM CDO2 2348	Completed	CDBG	\$50,000.00	\$50,000.00	\$0.00
		Project Total					\$50,000.00	\$50,000.00	\$0.00
	3	PS-Afterschool Programs-Elementary School Sites	5555	AFTERSCHOOL PROG-ELEM SCHOOLS, CD02 2351	Completed	CDBG	\$514,362.59	\$514,362.59	\$0.00
		Project Total					\$514,362.59	\$514,362.59	\$0.00
	4	PS-Afterschool Programs-Community Centers	5556	AFTERSCHOOL PROG-COMM CENTERS, CD02 2351	Completed	CDBG	\$76,384.00	\$76,384.00	\$0.00
		Project Total					\$76,384.00	\$76,384.00	\$0.00
	5	PS-Child Care Services Program	5557	CHILD CARE SERVICES PROGRAM, CD02 2318	Completed	CDBG	\$227,850.00	\$227,850.00	\$0.00

U.S. Department of Housing and Urban Development
 Office of Community Planning and Development
 Integrated Disbursement and Information System
 List of Activities By Program Year And Project
 DALLAS, TX

Plan Year	IDIS Project	Project	IDIS Activity ID	Activity Name	Activity Status	Program	Funded Amount	Draw Amount	Balance
2002	5	Project Total					\$227,850.00	\$227,850.00	\$0.00
	6	PS-City Adolescent Health Services	5558	CITY ADOLESCENT HEALTH SVC, CD02 2319	Completed	CDBG	\$165,250.00	\$165,250.00	\$0.00
		Project Total					\$165,250.00	\$165,250.00	\$0.00
	7	PS-City Child Care Services	5560	CITY CHILD CARE SERVICES, CD02 2320	Completed	CDBG	\$355,973.90	\$355,973.90	\$0.00
			6849	DALLAS INDEPENDENT SCHOOL DISTRICT	Canceled	CDBG	\$0.00	\$0.00	\$0.00
		Project Total					\$355,973.90	\$355,973.90	\$0.00
	8	PS-Summer Youth Program	5561	SUMMER YOUTH PROGRAM, CD02 2354	Completed	CDBG	\$52,691.08	\$52,691.08	\$0.00
		Project Total					\$52,691.08	\$52,691.08	\$0.00
	9	PS-Adolescent Substance Abuse-Inpatient	5562	ADOL SUBSTANCE ABUSE-INPATIENT CD02 2315	Completed	CDBG	\$65,000.00	\$65,000.00	\$0.00
		Project Total					\$65,000.00	\$65,000.00	\$0.00
	10	PS-Clinical Dental Care Program	5559	CLINICAL DENTAL CARE PROGAM, CD02 2324	Completed	CDBG	\$200,000.00	\$200,000.00	\$0.00
		Project Total					\$200,000.00	\$200,000.00	\$0.00
	11	PS-Adult Substance Abuse	5563	ADULT SUBSTANCE ABUSE, CD02 2316	Completed	CDBG	\$49,815.00	\$49,815.00	\$0.00
		Project Total					\$49,815.00	\$49,815.00	\$0.00
	12	PS-City Minority Diabetes Program	5564	CITY MINORITY DIABETES PROG, CDO2 2323	Completed	CDBG	\$45,485.00	\$45,485.00	\$0.00
		Project Total					\$45,485.00	\$45,485.00	\$0.00
	13	PS-AIDS Early Intervention and Education	5565	AIDS EARLY INTERV/EDUCATION, CD02 2317	Completed	CDBG	\$74,997.29	\$74,997.29	\$0.00
		Project Total					\$74,997.29	\$74,997.29	\$0.00
	14	PS-City Geriatric and Crisis Intervention	5566	CITY GERIATRIC & CRISIS INTERV CD02 2321	Completed	CDBG	\$184,474.00	\$184,474.00	\$0.00
		Project Total					\$184,474.00	\$184,474.00	\$0.00
	15	PS-City Office of Senior Affairs	5567	CITY OFFICE OF SENIOR AFFAIRS, CDO2 2322	Completed	CDBG	\$131,088.00	\$131,088.00	\$0.00
		Project Total					\$131,088.00	\$131,088.00	\$0.00
	16	PS-Senior Services/Nursing Home Ombudsmen Program	5568	SENIOR SERVICES PROGRAM, CD02 2330	Completed	CDBG	\$84,617.00	\$84,617.00	\$0.00
		Project Total					\$84,617.00	\$84,617.00	\$0.00
	17	PS-Temporary Emergency Housing	5569	TEMPORARY EMERGENCY HOUSING, CD02 2332	Completed	CDBG	\$50,000.00	\$50,000.00	\$0.00
		Project Total					\$50,000.00	\$50,000.00	\$0.00
	18	PS-English Language Tutoring	5570	ENGLISH LANGUAGE TUTORNG PROG, CD02 2347	Completed	CDBG	\$41,404.00	\$41,404.00	\$0.00
		Project Total					\$41,404.00	\$41,404.00	\$0.00
	19	PS-Teen Violence	5571	TEEN VIOLENCE-VICTIM OUTREACH CD02 2331	Completed	CDBG	\$35,000.00	\$35,000.00	\$0.00
		Project Total					\$35,000.00	\$35,000.00	\$0.00
	20	PS-Youth Empowerment Project	5572	YOUTH EMPOWERMENT PROGRAM, CDO2 2333	Completed	CDBG	\$92,554.00	\$92,554.00	\$0.00
		Project Total					\$92,554.00	\$92,554.00	\$0.00
	21	PS-Youth Job Training (Pleasant Woods/Grove)	5573	YOUTH JOB TRNG-PLEASANT WOODS/GROVE CD02	Completed	CDBG	\$29,990.00	\$29,990.00	\$0.00
		Project Total					\$29,990.00	\$29,990.00	\$0.00
	22	PS-Youth Related Social Services	5574	YOUTH RELATED SOCIAL SERVICE, CDO2 2335	Completed	CDBG	\$29,250.00	\$29,250.00	\$0.00
		Project Total					\$29,250.00	\$29,250.00	\$0.00

U.S. Department of Housing and Urban Development
 Office of Community Planning and Development
 Integrated Disbursement and Information System
 List of Activities By Program Year And Project
 DALLAS, TX

Plan Year	IDIS Project	Project	IDIS Activity ID	Activity Name	Activity Status	Program	Funded Amount	Draw Amount	Balance
2002	23	PS-Dedicated SAFE II Expansion Inspection Support	5575	DED SAFE II SUPPORT-POLICE, CD02 2305	Completed	CDBG	\$205,486.78	\$205,486.78	\$0.00
		Project Total					\$205,486.78	\$205,486.78	\$0.00
	24	PS-Domestic Violence	5576	DOMESTIC VIOLENCE, CD02 2326	Completed	CDBG	\$46,000.00	\$46,000.00	\$0.00
		Project Total					\$46,000.00	\$46,000.00	\$0.00
	25	PS-Homeless Outreach	5577	HOMELESS OUTREACH, CD02 2328	Completed	CDBG	\$97,563.41	\$97,563.41	\$0.00
		Project Total					\$97,563.41	\$97,563.41	\$0.00
	26	PS-Community Re-Entry Support Services for Parolees/Families	5578	COMM RE-ENTRY SUPP SERVICES, CD02 2325	Completed	CDBG	\$40,924.00	\$40,924.00	\$0.00
		Project Total					\$40,924.00	\$40,924.00	\$0.00
	27	PS-Parenting and Early Childhood Development	5579	PARENTING & EARLY CHILDHD DEV, CD02 2329	Completed	CDBG	\$25,000.00	\$25,000.00	\$0.00
		Project Total					\$25,000.00	\$25,000.00	\$0.00
	28	HOUSING-HOUSING DEVELOPMENT SUPPORT	5580	HOUSING DEVELOPMENT SUPPORT, CD02 2344	Completed	CDBG	\$833,815.00	\$833,815.00	\$0.00
		Project Total					\$833,815.00	\$833,815.00	\$0.00
	29	Housing-Mortgage Assistance Program	5581	MORTGAGE ASSISTANCE PROGRAM, CD02 2345	Completed	CDBG	\$329,150.00	\$329,150.00	\$0.00
		Project Total					\$329,150.00	\$329,150.00	\$0.00
	30	HOUSING-SINGLE FAMILY DEVELOPMENT	5582	RESDNTL DEV ACQ LOAN PROG, CD02 2346	Completed	CDBG	\$900,000.00	\$900,000.00	\$0.00
			10189	RDALP-ST.PHILLIPS	Canceled	CDBG	\$0.00	\$0.00	\$0.00
		Project Total					\$900,000.00	\$900,000.00	\$0.00
	31	Housing-Housing Assistance Support	5583	HOUSING ASSISTANCE SUPPORT	Completed	CDBG	\$582,834.00	\$582,834.00	\$0.00
		Project Total					\$582,834.00	\$582,834.00	\$0.00
	32	Housing-Home Repair Program	5584	HOME REPAIR PROGRAM, CD02 2341	Completed	CDBG	\$2,475,965.00	\$2,475,965.00	\$0.00
			6219	MINOR HOME REPAIR PROG, 0R02 2431	Canceled	CDBG	\$0.00	\$0.00	\$0.00
			6736	BASIC HOME REPAIR PROGRAM - CDO2, 2800	Completed	CDBG	\$200,000.00	\$200,000.00	\$0.00
		Project Total					\$2,675,965.00	\$2,675,965.00	\$0.00
	33	Housing-Home Repair Program South Dallas/Fair Park	5585	HOME REPAIR PROG-S DALLAS/FP, CDO2 2342	Completed	CDBG	\$100,000.00	\$100,000.00	\$0.00
		Project Total					\$100,000.00	\$100,000.00	\$0.00
	34	Housing-Volunteers in Plumbing	5586	VOLUNTEERS IN PLUMBING, CD02 2306	Completed	CDBG	\$22,891.56	\$22,891.56	\$0.00
		Project Total					\$22,891.56	\$22,891.56	\$0.00
	35	Housing-Dedicated SAFE II Exp. Code Insp.-Code Compliance	5587	DED SAFE II CODE INSPE-CODE, CD02 2302	Completed	CDBG	\$104,000.00	\$104,000.00	\$0.00
		Project Total					\$104,000.00	\$104,000.00	\$0.00
	36	Housing-Dedicated SAFE II Exp. Code Insp.-Fire Department	5588	DED SAFE II CODE INSP- FIRE, CD02 2303	Completed	CDBG	\$113,968.00	\$113,968.00	\$0.00
		Project Total					\$113,968.00	\$113,968.00	\$0.00
	37	Housing-Dedicated SAFE II Exp. Code Insp.- Police Department	5589	DED SAFE II CODE INSPE-POLICE, CD02 2304	Completed	CDBG	\$194,382.87	\$194,382.87	\$0.00
		Project Total					\$194,382.87	\$194,382.87	\$0.00
	38	Housing-Community Prosecution Program	5590	COMMUNITY PROSECUTION PROG, CD02 2300	Completed	CDBG	\$100,000.00	\$100,000.00	\$0.00

U.S. Department of Housing and Urban Development
 Office of Community Planning and Development
 Integrated Disbursement and Information System
 List of Activities By Program Year And Project
 DALLAS, TX

Plan Year	IDIS Project	Project	IDIS Activity ID	Activity Name	Activity Status	Program	Funded Amount	Draw Amount	Balance
2002	38	Project Total					\$100,000.00	\$100,000.00	\$0.00
	39	EDD-Revolving Business Loan Program	6161	ABSOLUTELY WINGS, LP	Completed	CDBG	\$100,000.00	\$100,000.00	\$0.00
			6162	A & M AUTO CAR CARE CENTER	Completed	CDBG	\$81,000.00	\$81,000.00	\$0.00
			6163	PARAGON PROJECT RESOURCES	Completed	CDBG	\$300,000.00	\$300,000.00	\$0.00
		Project Total					\$481,000.00	\$481,000.00	\$0.00
	40	EDD-Revolving Loan Program-Staff Support	6160	SDDC ADMIN EXPENSES - PROGRAM INCOME	Completed	CDBG	\$179,175.68	\$179,175.68	\$0.00
		Project Total					\$179,175.68	\$179,175.68	\$0.00
	41	EDD-Bexar Street Retail Development Project	5591	BEXAR ST RETAIL DEV PROJECT, CD02 2307	Completed	CDBG	\$713,960.51	\$713,960.51	\$0.00
			9017	BEXAR ST RETAIL DEV PROJECT, 04R3, 3401	Completed	CDBG	\$350,000.00	\$350,000.00	\$0.00
		Project Total					\$1,063,960.51	\$1,063,960.51	\$0.00
	42	EDD-Enterprise Zone Economic Development Program-Staff	5592	ENTERPRSE ZONE ECO EMP-STAFF, CD02 2308	Completed	CDBG	\$71,000.00	\$71,000.00	\$0.00
		Project Total					\$71,000.00	\$71,000.00	\$0.00
	43	EDD-BAC #1 Inncity Community Development Corporation	5593	BAC#1-GRT DALLAS HISPANIC CTR, CD02 2309	Completed	CDBG	\$76,125.34	\$76,125.34	\$0.00
		Project Total					\$76,125.34	\$76,125.34	\$0.00
	44	EDD-BAC #2 West Dallas Neighborhood Comm. Dev. Corp.	5594	BAC #2-INNERCITY DEV CORP, CD02 2310	Completed	CDBG	\$80,000.00	\$80,000.00	\$0.00
		Project Total					\$80,000.00	\$80,000.00	\$0.00
	45	EDD-BAC #3 Greater Dallas Hispanic Chamber of Commerce	5595	BAC #3-W DALLAS NGHD DEV CORP, CD02 2311	Canceled	CDBG	\$0.00	\$0.00	\$0.00
		Project Total					\$0.00	\$0.00	\$0.00
	46	EDD-BAC #4 Greater Dallas Hispanic Chamber of Commerce	5596	BAC #4-GTR DALLAS HISP/SUNSET, CD02 2312	Completed	CDBG	\$80,000.00	\$80,000.00	\$0.00
		Project Total					\$80,000.00	\$80,000.00	\$0.00
	47	EDD-BAC #5 MBA Consultants	5597	BAC #5-MBA CONSULTANTS, CD02 2313	Completed	CDBG	\$80,000.00	\$80,000.00	\$0.00
		Project Total					\$80,000.00	\$80,000.00	\$0.00
	48	Public Improvements-City Facilities	5611	COLE PARK(PH I-MASTER PLAN), 0R01 2378	Completed	CDBG	\$40,000.00	\$40,000.00	\$0.00
			5612	HAMILTON PARK-SITE IMP/PH 2,CD02 2352	Completed	CDBG	\$117,926.74	\$117,926.74	\$0.00
			5613	HAMILTON PRK-COTTONWOOD TRL, 0R01 2377	Completed	CDBG	\$104,000.00	\$104,000.00	\$0.00
			5614	SOUTH CENTRAL PARK/SITE IMP, 0R01 2379	Completed	CDBG	\$70,289.00	\$70,289.00	\$0.00
			5615	SOUTH CENTRAL PARK/SITE IMP, CD02 2353	Completed	CDBG	\$28,773.84	\$28,773.84	\$0.00
		Project Total					\$360,989.58	\$360,989.58	\$0.00
	49	Public Improvements-Neighborhood St. Improv. Petition	5616	NGHD STREET IMP PETITION PROG, CD02 2350	Completed	CDBG	\$124,816.47	\$124,816.47	\$0.00
		Project Total					\$124,816.47	\$124,816.47	\$0.00
	50	Public Improvements-Non-Profit	5617	CTR FOR HSG RESOURCES, 0R01 2374	Canceled	CDBG	\$0.00	\$0.00	\$0.00
		Project Total					\$0.00	\$0.00	\$0.00
	51	Public Improvements-Non-Profit	5618	DALLAS CAN ACADEMY/OC CAMPUS, 0R01 2375	Completed	CDBG	\$177,725.00	\$177,725.00	\$0.00
			5619	REFUGEE SERVICES OF N TX, 0R01 2376	Completed	CDBG	\$119,420.00	\$119,420.00	\$0.00

U.S. Department of Housing and Urban Development
 Office of Community Planning and Development
 Integrated Disbursement and Information System
 List of Activities By Program Year And Project
 DALLAS, TX

Plan Year	IDIS Project	Project	IDIS Activity ID	Activity Name	Activity Status	Program	Funded Amount	Draw Amount	Balance
2002	51	Project Total					\$297,145.00	\$297,145.00	\$0.00
	52	Fair Housing-Walker-Fair Housing Enforcement	5599	WALKER-FAIR HSG ENF/ADDED, CD02 2339	Completed	CDBG	\$402,187.00	\$402,187.00	\$0.00
		Project Total					\$402,187.00	\$402,187.00	\$0.00
	53	Fair Housing-Walker-Housing Compliance Activities	5600	WALKR-HSG COMPLIANCE, CD02 2349	Completed	CDBG	\$82,585.57	\$82,585.57	\$0.00
		Project Total					\$82,585.57	\$82,585.57	\$0.00
	54	Fair Housing-Walker-Rent Option	5601	WALKER-RENT OPTION, CD02 2340	Completed	CDBG	\$67,336.52	\$67,336.52	\$0.00
		Project Total					\$67,336.52	\$67,336.52	\$0.00
	55	P/P/Oversight-Cons. Plan/Citizen Part. & CDC Support	5602	CONPLAN OS/CITZ PART/CDC SUPP, CDO2 2336	Completed	CDBG	\$138,653.00	\$138,653.00	\$0.00
		Project Total					\$138,653.00	\$138,653.00	\$0.00
	56	P/P/Oversight-Grant Compliance	5603	GRANT COMPLIANCE, CD02 2301	Completed	CDBG	\$224,536.77	\$224,536.77	\$0.00
		Project Total					\$224,536.77	\$224,536.77	\$0.00
	57	P/P/Oversight-Contract Monitoring	5604	HEALTH CONTRACT MONITORING, CD02 2327	Completed	CDBG	\$265,361.00	\$265,361.00	\$0.00
		Project Total					\$265,361.00	\$265,361.00	\$0.00
	58	P/P/Oversight-Historic Preservation	5605	HISTORIC PRES REV/MITIGATION, CD02 2430	Completed	CDBG	\$35,000.00	\$35,000.00	\$0.00
		Project Total					\$35,000.00	\$35,000.00	\$0.00
	59	Section 108 Debt Service-Neighborhood Renaissance	5620	SECIION 108 DEBT SERVICE/NRP, CD02 2337	Completed	CDBG	\$3,733,346.00	\$3,733,346.00	\$0.00
		Project Total					\$3,733,346.00	\$3,733,346.00	\$0.00
	60	Section 108 Debt Service-In Town Housing	5621	SECTION 108 DEBT SVC/INTOWN, CD02 2338	Completed	CDBG	\$4,051,548.37	\$4,051,548.37	\$0.00
		Project Total					\$4,051,548.37	\$4,051,548.37	\$0.00
	63	HOME-Mortgage Assistance Program	5608	MORTGAGE ASSISTANCE PROGRAM, CD02 2357	Canceled	CDBG	\$0.00	\$0.00	\$0.00
			5921	10835 ESTACADO DRIVE	Canceled	CDBG	\$0.00	\$0.00	\$0.00
			6610	5623 RIVERSIDE DRIVE	Canceled	CDBG	\$0.00	\$0.00	\$0.00
		Project Total					\$0.00	\$0.00	\$0.00
	79	EDD-PAUL QUINN (CDC) RENOVATION OF RETAIL STRIP	5598	PAUL QUINN CDC, CD02 2373	Canceled	CDBG	\$0.00	\$0.00	\$0.00
		Project Total					\$0.00	\$0.00	\$0.00
	80	HOUSING - LOT ACQUISITION PROGRAM	5624	HOUSING-LOT ACQUIS PILOT PROG, HUPI 6313	Canceled	CDBG	\$0.00	\$0.00	\$0.00
			5643	HOUSING-LOT ACQUIS PILOT PROG, HMPI 6316	Canceled	CDBG	\$0.00	\$0.00	\$0.00
		Project Total					\$0.00	\$0.00	\$0.00
	81	HOUSING - HOUSING ASSISTANCE SUPPORT-R	5625	HOUSING-HOUSING ASSIST SUPP-R,0R02 2428	Completed	CDBG	\$992,877.00	\$992,877.00	\$0.00
		Project Total					\$992,877.00	\$992,877.00	\$0.00
	82	HOUSING - HOUSING MANAGEMENT SUPPORT-R	5626	HOUSING-HOUSING MGMT SUPPORT, 0R02 2429	Completed	CDBG	\$705,312.00	\$705,312.00	\$0.00
		Project Total					\$705,312.00	\$705,312.00	\$0.00
		Program Total				CDBG	\$22,579,525.29	\$22,579,525.29	\$0.00
		2002 Total					\$22,579,525.29	\$22,579,525.29	\$0.00
2003	1	PS-ADOLESCENT HEALTH SERVICES	6037	ADOLESCENT HEALTH SERVICES, CD03 2453	Completed	CDBG	\$59,455.17	\$59,455.17	\$0.00
		Project Total					\$59,455.17	\$59,455.17	\$0.00

U.S. Department of Housing and Urban Development
 Office of Community Planning and Development
 Integrated Disbursement and Information System
 List of Activities By Program Year And Project
 DALLAS, TX

Plan Year	IDIS Project	Project	IDIS Activity ID	Activity Name	Activity Status	Program	Funded Amount	Draw Amount	Balance
2003	2	PS-AFRICAN AMERICAN MUSEUM YOUTH ENRICHMENT PROGRAM	6038	AFRICAN AM MUSEUM YTH ENRCHMNT,CD03 2489	Completed	CDBG	\$50,000.00	\$50,000.00	\$0.00
		Project Total					\$50,000.00	\$50,000.00	\$0.00
	3	PS-AFTER-SCHOOL PROGRAMS-ELEMENTARY SCHOOL SITES	6039	AFTERSCHOOL PROG-ELEM SCHOOLS, CD03 2492	Completed	CDBG	\$402,218.00	\$402,218.00	\$0.00
			6199	AFTERSCHOOL PROG-ELEM SCHOOLS, 03R1 2527	Completed	CDBG	\$10,349.00	\$10,349.00	\$0.00
		Project Total					\$412,567.00	\$412,567.00	\$0.00
	4	PS-AFTER-SCHOOL PROGRAMS-COMMUNITY CENTERS	6040	AFTERSCHL PROG-COMMUNITY CTRS,CD03 2492	Completed	CDBG	\$113,282.00	\$113,282.00	\$0.00
		Project Total					\$113,282.00	\$113,282.00	\$0.00
	5	PS-CHILD CARE SERVICES PROGRAM	6041	CHILD CARE SERVICES, CD03 2457	Completed	CDBG	\$227,850.00	\$227,850.00	\$0.00
		Project Total					\$227,850.00	\$227,850.00	\$0.00
	6	PS-CITY ADOLESCENT AND YOUTH PROGRAMS	6042	CITY ADOL. AND YOUTH PROGS, CD03 2458	Completed	CDBG	\$269,799.00	\$269,799.00	\$0.00
			6200	CITY ADOL. AND YOUTH PROGS, 03R1 2517	Completed	CDBG	\$5,055.00	\$5,055.00	\$0.00
		Project Total					\$274,854.00	\$274,854.00	\$0.00
	7	PS-CITY CHILD CARE SERVICES	6043	CITY CHILD CARE SERVICES	Completed	CDBG	\$355,979.00	\$355,979.00	\$0.00
			6848	DALLAS INDEPENDENT SCHOOL DISTRICT	Canceled	CDBG	\$0.00	\$0.00	\$0.00
		Project Total					\$355,979.00	\$355,979.00	\$0.00
	8	PS-SUMMER YOUTH PROGRAM	6044	SUMMER YOUTH PROGRAM	Completed	CDBG	\$53,354.00	\$53,354.00	\$0.00
		Project Total					\$53,354.00	\$53,354.00	\$0.00
	9	PS-ADOLESCENT SUBSTANCE ABUSE-INPATIENT	6045	ADOL SUBSTNCE ABUSE-INPATIENT, CD03 2454	Completed	CDBG	\$65,000.00	\$65,000.00	\$0.00
		Project Total					\$65,000.00	\$65,000.00	\$0.00
	10	PS-CLINICAL DENTAL CARE PROGRAM	6046	CLINICAL DENTAL CARE, CD03 2463	Completed	CDBG	\$200,000.00	\$200,000.00	\$0.00
		Project Total					\$200,000.00	\$200,000.00	\$0.00
	11	PS-ADULT SUBSTANCE ABUSE	6047	ADULT SUBSTANCE ABUSE, CD03 2455	Completed	CDBG	\$50,000.00	\$50,000.00	\$0.00
		Project Total					\$50,000.00	\$50,000.00	\$0.00
	12	PS-CITY MINORITY DIABETES PROGRAM	6048	CITY MINORITY DIABETES PROG, CD03 2462	Completed	CDBG	\$50,000.00	\$50,000.00	\$0.00
			6201	CITY MINORITY DIABETES PROG, 03R1 2526	Completed	CDBG	\$21,947.28	\$21,947.28	\$0.00
		Project Total					\$71,947.28	\$71,947.28	\$0.00
	13	PS-AIDS EARLY INTERVENTION AND EDUCATION	6049	AIDS EARLY INTERV AND EDUC, CD03 2456	Completed	CDBG	\$74,988.61	\$74,988.61	\$0.00
		Project Total					\$74,988.61	\$74,988.61	\$0.00
	14	PS-CITY GERIATRIC AND CRISIS INTERVENTION	6050	CITY GERIATRIC & CRISIS INTERV,CD03 2460	Completed	CDBG	\$184,474.00	\$184,474.00	\$0.00
			6202	CITY GERIATRIC & CRISIS INTERV,03R1 2518	Completed	CDBG	\$43,846.00	\$43,846.00	\$0.00
		Project Total					\$228,320.00	\$228,320.00	\$0.00
	15	PS-CITY OFFICE OF SENIOR AFFAIRS	6051	CITY OFC OF SENIOR AFFAIRS, CD03 2461	Completed	CDBG	\$131,088.00	\$131,088.00	\$0.00
			6203	CITY OFC OF SENIOR AFFAIRS, 03R1 2519	Completed	CDBG	\$9,162.00	\$9,162.00	\$0.00
		Project Total					\$140,250.00	\$140,250.00	\$0.00
	16	PS-SENIOR SERVICES/NURSING HOME OMBUDSMEN PROGRAM	6052	SENIOR SERVICES PROGRAMS, CD03 2469	Completed	CDBG	\$84,617.00	\$84,617.00	\$0.00

U.S. Department of Housing and Urban Development
 Office of Community Planning and Development
 Integrated Disbursement and Information System
 List of Activities By Program Year And Project
 DALLAS, TX

Plan Year	IDIS Project	Project	IDIS Activity ID	Activity Name	Activity Status	Program	Funded Amount	Draw Amount	Balance
2003	16	Project Total					\$84,617.00	\$84,617.00	\$0.00
	17	PS-TEMPORARY EMERGENCY HOUSING	6053	TEMPORARY EMERGENCY HOUSING, CD03 2471	Completed	CDBG	\$50,000.00	\$50,000.00	\$0.00
		Project Total					\$50,000.00	\$50,000.00	\$0.00
	18	PS-ENGLISH LANGUAGE TUTORING	6054	ENGLISH LANG TUTORING, CD03 2488	Completed	CDBG	\$38,525.00	\$38,525.00	\$0.00
		Project Total					\$38,525.00	\$38,525.00	\$0.00
	19	PS-TEEN VIOLENCE	6055	TEEN VIOLENCE-VICTIM OUTREACH, CD03 2470	Completed	CDBG	\$35,000.00	\$35,000.00	\$0.00
		Project Total					\$35,000.00	\$35,000.00	\$0.00
	20	PS-YOUTH JOB TRAINING (PLEASANT WOODS/GROVE)	6056	YTH JOB TRNG(PLEASANT W/G), CD03 2472	Completed	CDBG	\$13,368.50	\$13,368.50	\$0.00
		Project Total					\$13,368.50	\$13,368.50	\$0.00
	21	PS-YOUTH RELATED SOCIAL SERVICES	6057	YTH RELATED SOCIAL SVC, CD03 2473	Completed	CDBG	\$29,250.00	\$29,250.00	\$0.00
		Project Total					\$29,250.00	\$29,250.00	\$0.00
	22	PS-DEDICATED SAFE II EXP. INSP. SUPPORT-POLICE	6058	DED SAFE II INSP SUPPORT-POL, CD03 2441	Completed	CDBG	\$172,586.36	\$172,586.36	\$0.00
		Project Total					\$172,586.36	\$172,586.36	\$0.00
	23	PS-DOMESTIC VIOLENCE	6059	DOMESTIC VIOLENCE, CD03 2465	Completed	CDBG	\$43,402.06	\$43,402.06	\$0.00
		Project Total					\$43,402.06	\$43,402.06	\$0.00
	24	PS-HOMELESS OUTREACH	6060	HOMELESS OUTREACH, CD03 2467	Completed	CDBG	\$105,922.00	\$105,922.00	\$0.00
		Project Total					\$105,922.00	\$105,922.00	\$0.00
	25	PS-COMMUNITY RE-ENTRY SUPPORT SERVICES FOR PAROLEES/FAMILIES	6061	COMMUNITY RE-ENTRY SUPP SVCS, CD03 2464	Completed	CDBG	\$40,924.00	\$40,924.00	\$0.00
		Project Total					\$40,924.00	\$40,924.00	\$0.00
	26	PS-PARENTING AND EARLY CHILDHOOD DEVELOPMENT	6062	PARENTING/EARLY CHILDHOOD DEV, CD03 2468	Completed	CDBG	\$25,000.00	\$25,000.00	\$0.00
		Project Total					\$25,000.00	\$25,000.00	\$0.00
	27	HOUSING-RELOCATION ASSISTANCE	6063	RELOCATION ASSISTANCE, CD03 2436	Completed	CDBG	\$150,000.00	\$150,000.00	\$0.00
			6204	RELOCATION ASSISTANCE, 03R1 2515	Completed	CDBG	\$312,790.96	\$312,790.96	\$0.00
		Project Total					\$462,790.96	\$462,790.96	\$0.00
	28	HOUSING-HOUSING DEVELOPMENT SUPPORT	6064	HOUSING DEVELOPMENT SUPPORT, CD03 2482	Completed	CDBG	\$833,815.00	\$833,815.00	\$0.00
			6211	HOUSING DEVELOPMENT SUPPORT, 03R3 2576	Completed	CDBG	\$54,250.00	\$54,250.00	\$0.00
		Project Total					\$888,065.00	\$888,065.00	\$0.00
	29	HOUSING-MORTGAGE ASSISTANCE PROGRAM	6065	MORTGAGE ASSISTANCE, CD03 2487	Completed	CDBG	\$300,000.00	\$300,000.00	\$0.00
		Project Total					\$300,000.00	\$300,000.00	\$0.00
	30	HOUSING-HOUSING ASSISTANCE SUPPORT STAFF	6066	HOUSING ASST SUPPORT STAFF, CD03 2481	Completed	CDBG	\$1,573,665.00	\$1,573,665.00	\$0.00
			6210	HOUSING ASST SUPPORT STAFF, 03R3 2575	Completed	CDBG	\$139,386.81	\$139,386.81	\$0.00
		Project Total					\$1,713,051.81	\$1,713,051.81	\$0.00
	31	HOUSING-NEIGHBORHOOD INVESTMENT PROGRAM/BASIC HOME REPAIR	6067	NIP-BASIC HOME REPAIR PROG, CD03 2479	Completed	CDBG	\$2,475,965.00	\$2,475,965.00	\$0.00

U.S. Department of Housing and Urban Development
 Office of Community Planning and Development
 Integrated Disbursement and Information System
 List of Activities By Program Year And Project
 DALLAS, TX

Plan Year	IDIS Project	Project	IDIS Activity ID	Activity Name	Activity Status	Program	Funded Amount	Draw Amount	Balance
2003	31	Project Total					\$2,475,965.00	\$2,475,965.00	\$0.00
	32	HOUSING-MINOR HOME REPAIR PROGRAM	6068	MINOR HOME REPAIR PROG, CD03 2480	Canceled	CDBG	\$0.00	\$0.00	\$0.00
		Project Total					\$0.00	\$0.00	\$0.00
	33	HOUSING-HOME REPAIR PROGRAM-SOUTH DALLAS/FAIR PARK	6069	HOME REPAIR-S DALLAS/FAIR PARK,CD03 2484	Completed	CDBG	\$99,999.51	\$99,999.51	\$0.00
		Project Total					\$99,999.51	\$99,999.51	\$0.00
	34	HOUSING-VOLUNTEERS IN PLUMBING	6070	VOLUNTEERS IN PLUMBING, CD03 2442	Completed	CDBG	\$19,922.50	\$19,922.50	\$0.00
		Project Total					\$19,922.50	\$19,922.50	\$0.00
	35	HOUSING-REPLACEMENT HOUSING PROGRAM	6071	NIP-REPLACEMENT HSG PROG, CD03 2485	Completed	CDBG	\$222,965.00	\$222,965.00	\$0.00
			7131	JAMES HARRIS	Canceled	CDBG	\$0.00	\$0.00	\$0.00
			7133	LOVIE RAINBOLT	Canceled	CDBG	\$0.00	\$0.00	\$0.00
			7136	SIMON & MARIA CAVAZOS	Canceled	CDBG	\$0.00	\$0.00	\$0.00
			7138	RUBY HOLLOWAY	Canceled	CDBG	\$0.00	\$0.00	\$0.00
			7167	ANNIE JONES	Canceled	CDBG	\$0.00	\$0.00	\$0.00
			7263	JOHN LUMPKIN	Canceled	CDBG	\$0.00	\$0.00	\$0.00
			7264	1422 HARLANDALE	Canceled	CDBG	\$0.00	\$0.00	\$0.00
			7313	2559 GHENT STREET	Canceled	CDBG	\$0.00	\$0.00	\$0.00
			7397	HOME REPAIR	Canceled	CDBG	\$0.00	\$0.00	\$0.00
		Project Total					\$222,965.00	\$222,965.00	\$0.00
	36	HOUSING-DEDICATED SAFE II EXP. CODE INSP.-CODE COMPLIANCE	6075	DED SAFE II EXP CODE INSP-CODE,CD03 2435	Completed	CDBG	\$104,000.00	\$104,000.00	\$0.00
		Project Total					\$104,000.00	\$104,000.00	\$0.00
	37	HOUSING-DEDICATED SAFE II EXP. CODE INSP.-FIRE DEPARTMENT	6076	DED SAFE II EXP CODE INSP-FIRE,CD03 2439	Completed	CDBG	\$113,968.00	\$113,968.00	\$0.00
			6205	DED SAFE II EXP CODE INSP-FIRE,03R1 2516	Completed	CDBG	\$8,644.06	\$8,644.06	\$0.00
		Project Total					\$122,612.06	\$122,612.06	\$0.00
	38	HOUSING-DEDICATED SAFE II EXP. CODE INSP.-POLICE DEPARTMENT	6077	DED SAFE II EXP CODE INSP-POL, CD03 2440	Completed	CDBG	\$84,899.00	\$84,899.00	\$0.00
		Project Total					\$84,899.00	\$84,899.00	\$0.00
	39	HOUSING-COMMUNITY PROSECUTION PROGRAM	6078	COMMUNITY PROSECUTION PROG, CD03 2432	Completed	CDBG	\$94,208.00	\$94,208.00	\$0.00
		Project Total					\$94,208.00	\$94,208.00	\$0.00
	40	HOUSING-NEIGHBORHOOD INVESTMENT PROGRAM-COMMUNITY PROSECUTOR	6079	NIP-COMMUNITY PROSECUTOR, CD03 2433	Completed	CDBG	\$210,976.00	\$210,976.00	\$0.00
		Project Total					\$210,976.00	\$210,976.00	\$0.00
	41	HOUSING-NEIGHBORHOOD INVESTMENT PROGRAM-CODE COMPLIANCE	6080	NIP-CODE COMPLIANCE, CD03 2438	Completed	CDBG	\$154,925.25	\$154,925.25	\$0.00
		Project Total					\$154,925.25	\$154,925.25	\$0.00
	42	EDD-REVOLVING BUSINESS LOAN PROGRAM	7048	BKM TOTAL OFFICE OF TX, L.P.	Completed	CDBG	\$300,000.00	\$300,000.00	\$0.00
			7049	WILLIAMS SUPERMARKET	Completed	CDBG	\$225,000.00	\$225,000.00	\$0.00
			7050	PEACOCK ALLEY, INC	Completed	CDBG	\$300,000.00	\$300,000.00	\$0.00

U.S. Department of Housing and Urban Development
 Office of Community Planning and Development
 Integrated Disbursement and Information System
 List of Activities By Program Year And Project
 DALLAS, TX

Plan Year	IDIS Project	Project	IDIS Activity ID	Activity Name	Activity Status	Program	Funded Amount	Draw Amount	Balance	
2003	42	EDD-REVOLVING BUSINESS LOAN PROGRAM	7051	E. O. SYSTEMS, INC.	Completed	CDBG	\$150,000.00	\$150,000.00	\$0.00	
			7052	MR. NAMS FOODS, INC.	Completed	CDBG	\$50,000.00	\$50,000.00	\$0.00	
			7053	RUBY JACKSON D/B/A JACKSON'S AUTO SVC	Completed	CDBG	\$110,000.00	\$110,000.00	\$0.00	
			Project Total				\$1,135,000.00	\$1,135,000.00	\$0.00	
	43	EDD-REVOLVING BUSINESS LOAN PROGRAM-STAFF SUPPORT	7054	SDDC ADMIN EXPENSES - PROGRAM INCOME	Completed	CDBG	\$199,416.36	\$199,416.36	\$0.00	
							\$199,416.36	\$199,416.36	\$0.00	
	44	EDD-ENTERPRISE ZONE ECONOMIC DEVELOPMENT PROGRAM-STAFF	6089	ENTRPR ZONE ED PROG-STAFF, CD03 2444	Completed	CDBG	\$69,846.46	\$69,846.46	\$0.00	
							\$69,846.46	\$69,846.46	\$0.00	
	45	EDD-BAC#2 INNERCITY COMMUNITY DEVELOPMENT CORPORATION	6092	BAC #2-INNERCTY COMM DEV CORP, CD03 2446	Completed	CDBG	\$80,000.00	\$80,000.00	\$0.00	
							\$80,000.00	\$80,000.00	\$0.00	
	46	EDD-BAC#3 GTR HISP CHM/WD (FMR W DLS COMM DEV CORP)	6094	BAC#3-GRTR HISP CHMB/WD, CD03 2447	Completed	CDBG	\$52,981.52	\$52,981.52	\$0.00	
							\$52,981.52	\$52,981.52	\$0.00	
	47	EDD-BAC#1 GRTR DALLAS HISPANIC CHAMBER (MAPLE)	6096	BAC#1-GTR D HISPANIC CHMB-MPL, CD03 2445	Completed	CDBG	\$80,000.00	\$80,000.00	\$0.00	
							\$80,000.00	\$80,000.00	\$0.00	
	48	EDD-BAC#4 GRTR DALLAS HISPANIC CHAMBER (SUNSET)	6097	BAC#4-GTR D HISPANIC CHM/SSET, CD03 2448	Completed	CDBG	\$73,844.40	\$73,844.40	\$0.00	
							\$73,844.40	\$73,844.40	\$0.00	
	49	EDD-BAC#5 MBA CONSULTANTS	6099	BAC#5-MBA CONSULTANTS, CD03 2449	Completed	CDBG	\$80,000.00	\$80,000.00	\$0.00	
				6861	BAC#4-GTR D HISPANIC CHM/SSET, CD03 2448	Canceled	CDBG	\$0.00	\$0.00	\$0.00
				\$80,000.00	\$80,000.00	\$0.00				
	50	EDD-BAC#6 MULTI-ETHNIC RDUCTION & ECON. DEV. (MEED)	6100	BAC#6-MEED CORP, CD03 2450	Canceled	CDBG	\$0.00	\$0.00	\$0.00	
							\$0.00	\$0.00	\$0.00	
	51	EDD-DALLAS SER (PROYECTO TAP)	6101	DALLAS SER/PROYECTO TAP, CD03 2451	Completed	CDBG	\$119,999.98	\$119,999.98	\$0.00	
							\$119,999.98	\$119,999.98	\$0.00	
52	PI-NEIGHBORHOOD STREET IMPROVEMENT PETITION GRANT	6102	NGHD STREET IMP PETITION PROG, CD03 2491	Completed	CDBG	\$124,862.94	\$124,862.94	\$0.00		
						\$124,862.94	\$124,862.94	\$0.00		
53	PI-NEIGHBORHOOD INVESTMENT PROGRAM-PI PROJECTS	6103	NIP - PUBLIC IMPROVEMENT PROJ, CD03 2486	Completed	CDBG	\$1,207,196.00	\$1,207,196.00	\$0.00		
			6209	NIP - PUBLIC IMPROVEMENT PROJ, 03R3 2574	Completed	CDBG	\$1,639,187.00	\$1,639,187.00	\$0.00	
			6220	NIP - PUBLIC IMPROVEMENT PROJ, 2R01 2565	Completed	CDBG	\$489,204.00	\$489,204.00	\$0.00	
		Project Total				\$3,335,587.00	\$3,335,587.00	\$0.00		
54	FAIR HOUSING-WALKER-FAIR HOUSING ENFORCEMENT	6104	WALKER-FAIR HOUSING ENFORCMNT, CD03 2477	Completed	CDBG	\$485,907.66	\$485,907.66	\$0.00		

U.S. Department of Housing and Urban Development
 Office of Community Planning and Development
 Integrated Disbursement and Information System
 List of Activities By Program Year And Project
 DALLAS, TX

Plan Year	IDIS Project	Project	IDIS Activity ID	Activity Name	Activity Status	Program	Funded Amount	Draw Amount	Balance
2003	54	Project Total					\$485,907.66	\$485,907.66	\$0.00
	55	FAIR HOUSING-WALKER-HOUSING COMPLIANCE ACTIVITIES	6105	WALKER-HSG COMPLIANCE, CD03 2490	Canceled	CDBG	\$0.00	\$0.00	\$0.00
		Project Total					\$0.00	\$0.00	\$0.00
	56	FAIR HOUSING-WALKER RENT OPTION	6106	FAIR HSG/WALKER-RENT OPTION, CD03 2478	Canceled	CDBG	\$0.00	\$0.00	\$0.00
		Project Total					\$0.00	\$0.00	\$0.00
	57	P/P/OVERSIGHT-CONS. PLAN/CITIZEN PART. & CDC SUPPORT	6107	CONPLAN OVERSIGHT/CITIZN PART, CD03 2474	Completed	CDBG	\$491,627.63	\$491,627.63	\$0.00
		Project Total					\$491,627.63	\$491,627.63	\$0.00
	58	P/P/OVERSIGHT-GRANT COMPLIANCE	6108	GRANT COMPLIANCE, CD03 2434	Completed	CDBG	\$224,541.00	\$224,541.00	\$0.00
			6206	GRANT COMPLIANCE, 03R1 2514	Completed	CDBG	\$544,789.00	\$544,789.00	\$0.00
		Project Total					\$769,330.00	\$769,330.00	\$0.00
	59	P/P/OVERSIGHT-HEALTH CONTRACT MONITORING	6109	HEALTH CONTRACT MONITORING, CD03 2466	Completed	CDBG	\$348,830.32	\$348,830.32	\$0.00
		Project Total					\$348,830.32	\$348,830.32	\$0.00
	60	P/P/OVERSIGHT-HOUSING MANAGEMENT SUPPORT	6110	HOUSING MANAGMENT SUPPORT, CD03 2483	Completed	CDBG	\$705,312.00	\$705,312.00	\$0.00
		Project Total					\$705,312.00	\$705,312.00	\$0.00
	61	P/P/OVERSIGHT-CODE COMPLIANCE RELOCATION ASST. STAFF SUPPORT	6111	CODE RELOCATION-STAFF SUPPORT, CD03 2437	Completed	CDBG	\$4,469.00	\$4,469.00	\$0.00
			6207	CODE RELOCATION-STAFF SUPPORT, 03R1 2521	Completed	CDBG	\$65,538.00	\$65,538.00	\$0.00
		Project Total					\$70,007.00	\$70,007.00	\$0.00
	62	P/P/OVERSIGHT-HISTORIC PRESERVATION	6112	HISTORIC PRESERVATION, CD03 2452	Completed	CDBG	\$14,999.92	\$14,999.92	\$0.00
		Project Total					\$14,999.92	\$14,999.92	\$0.00
	63	SECTION 108 DEBT SERVICE-NEIGHBORHOOD RENAISSANCE	6113	SEC108 NRP DEBT SVC, CD03 2475	Completed	CDBG	\$3,565,000.99	\$3,565,000.99	\$0.00
			6208	SEC108 NRP DEBT SVC, ORP2 2513	Completed	CDBG	\$454,383.00	\$454,383.00	\$0.00
		Project Total					\$4,019,383.99	\$4,019,383.99	\$0.00
	64	SECTION 108 DEBT SERVICE-INTOWN HOUSING	6114	SEC108 INTOWN DEBT SVC, CD03 2476	Completed	CDBG	\$3,080,955.93	\$3,080,955.93	\$0.00
		Project Total					\$3,080,955.93	\$3,080,955.93	\$0.00
	65	HOME-CHDO PROJECTS	6442	HOOVER SITE DEVELOPMENT	Canceled	CDBG	\$0.00	\$0.00	\$0.00
		Project Total					\$0.00	\$0.00	\$0.00
	73	ESG-CONTRACTS-PREVENTION	6513	OPERATION RELIEF CENTER, INC.	Canceled	CDBG	\$0.00	\$0.00	\$0.00
		Project Total					\$0.00	\$0.00	\$0.00
	84	PS-COMMUNITY COURT PILOT PROJECT	6188	COMMUNITY COURT PILOT PROGRAM, 03R2 2570	Completed	CDBG	\$254,744.00	\$254,744.00	\$0.00
		Project Total					\$254,744.00	\$254,744.00	\$0.00
	85	EDD-BUSINESS DEVELOPMENT PROGRAM	6189	BUSINESS DEVELOPMENT PROGRAM, 03R2 2571	Completed	CDBG	\$317,742.57	\$317,742.57	\$0.00
		Project Total					\$317,742.57	\$317,742.57	\$0.00
	86	PI-STREET 2010 PROGRAM	6190	STREETS 2010 PROGRAM, 03R1 2443	Completed	CDBG	\$1,100,000.00	\$1,100,000.00	\$0.00
		Project Total					\$1,100,000.00	\$1,100,000.00	\$0.00

U.S. Department of Housing and Urban Development
 Office of Community Planning and Development
 Integrated Disbursement and Information System
 List of Activities By Program Year And Project
 DALLAS, TX

Plan Year	IDIS Project	Project	IDIS Activity ID	Activity Name	Activity Status	Program	Funded Amount	Draw Amount	Balance
2003	87	P/P/OVERSIGHT-PARK DEPT PROJECT IMPLEMENTATION	6191	PARK DEPT PROJ IMPLEMENTATION, 03R1 2522	Completed	CDBG	\$352,339.00	\$352,339.00	\$0.00
		Project Total					\$352,339.00	\$352,339.00	\$0.00
	88	P/P/OVERSIGHT-PUBLIC WORKS PROJECT IMPLEMENTATION	6192	PUBLIC WORKS PROJ IMPLEMENTN, 03R1 2523	Canceled	CDBG	\$0.00	\$0.00	\$0.00
		Project Total					\$0.00	\$0.00	\$0.00
	89	P/P/OVERSIGHT-POLICE DEPARTMENT PROJECT IMPLEMENTATION	6193	POLICE DEPT PROJ IMLEMNTN, 03R1 2525	Completed	CDBG	\$138,654.85	\$138,654.85	\$0.00
		Project Total					\$138,654.85	\$138,654.85	\$0.00
	90	P/P/OVERSIGHT-OFC OF CULTURAL AFFAIRS PROJECT IMPLEMENTATION	6194	CULTURAL AFFAIRS PROJ IMPLEMT, 03R1 2524	Completed	CDBG	\$7,058.40	\$7,058.40	\$0.00
		Project Total					\$7,058.40	\$7,058.40	\$0.00
	91	P/P/OVERSIGHT-DEVELOPMENT SERVICES PROJECT IMPLEMENTATION	6195	DEVELOPMENT SVCS PROJ IMPLEM, 03R1 2520	Completed	CDBG	\$78,239.53	\$78,239.53	\$0.00
		Project Total					\$78,239.53	\$78,239.53	\$0.00
92	P/P/OVERSIGHT-RETAIL MARKET PLAN	6196	RETAIL MARKET PLAN, 03R2 2572	Completed	CDBG	\$50,000.00	\$50,000.00	\$0.00	
	Project Total					\$50,000.00	\$50,000.00	\$0.00	
	Program Total				CDBG	\$27,607,493.53	\$27,607,493.53	\$0.00	
	2003 Total					\$27,607,493.53	\$27,607,493.53	\$0.00	
2004	1	PS-ADOLESCENT HEALTH SERVICES PROGRAM	6970	ADOLESCENT HEALTH SERVICES, CD04 2622	Completed	CDBG	\$45,667.93	\$45,667.93	\$0.00
		Project Total					\$45,667.93	\$45,667.93	\$0.00
	2	PS-AFRICAN-AMERICAN MUSEUM YOUTH ENRICHMENT PROGRAM	6971	AFR-AM MUSEUM YTH ENRICHMENT, CD04 2660	Completed	CDBG	\$50,000.00	\$50,000.00	\$0.00
		Project Total					\$50,000.00	\$50,000.00	\$0.00
	3	PS-AFTER-SCHOOL PROGRAMS-ELEMENTARY SCHOOL SITES	6972	AFTSCHL PROG-ELEM SCHOOL SITES,CD04 2663	Completed	CDBG	\$385,462.47	\$385,462.47	\$0.00
		Project Total					\$385,462.47	\$385,462.47	\$0.00
	4	PS-AFTER-SCHOOL PROGRAMS-COMMUNITY CENTERS	6973	AFTSCHOOL PROG - COMM CENTERS, CD04 2666	Completed	CDBG	\$137,719.00	\$137,719.00	\$0.00
		Project Total					\$137,719.00	\$137,719.00	\$0.00
	5	PS-CHILD CARE SERVICES PROGRAM	6974	CHILD CARE SERVICES PROG, CD04 2626	Completed	CDBG	\$214,626.86	\$214,626.86	\$0.00
	Project Total					\$214,626.86	\$214,626.86	\$0.00	
6	PS-CITY ADOLESCENT AND YOUTH DEVELOPMENT PROGRAM	6975	CITY ADOL & YOUTH SERVICES, CD04 2627	Completed	CDBG	\$271,208.18	\$271,208.18	\$0.00	
	Project Total					\$271,208.18	\$271,208.18	\$0.00	
7	PS-CITY CHILD CARE SERVICES PROGRAM	6976	CITY CHILD CARE SVCS PROG, CD04 2628	Completed	CDBG	\$351,541.76	\$351,541.76	\$0.00	
	Project Total					\$351,541.76	\$351,541.76	\$0.00	
8	PS-SUMMER YOUTH PROGRAM	6977	SUMMER YOUTH PROGRAM, CD04 2664	Completed	CDBG	\$52,665.80	\$52,665.80	\$0.00	
	Project Total					\$52,665.80	\$52,665.80	\$0.00	

U.S. Department of Housing and Urban Development
 Office of Community Planning and Development
 Integrated Disbursement and Information System
 List of Activities By Program Year And Project
 DALLAS, TX

Plan Year	IDIS Project	Project	IDIS Activity ID	Activity Name	Activity Status	Program	Funded Amount	Draw Amount	Balance
2004	9	PS-ADOLESCENT SUBSTANCE ABUSE-INPATIENT	6978	ADOL SUBSTANCE ABUSE-INPATIENT,CD04 2623	Completed	CDBG	\$65,000.00	\$65,000.00	\$0.00
		Project Total					\$65,000.00	\$65,000.00	\$0.00
	10	PS-CLINICAL DENTAL CARE PROGRAM	6979	CLINICAL DENTAL CARE PROG, CD04 2632	Completed	CDBG	\$200,000.00	\$200,000.00	\$0.00
		Project Total					\$200,000.00	\$200,000.00	\$0.00
	11	PS-ADULT SUBSTANCE ABUSE	6980	ADULT SUBSTANCE ABUSE, CD04 2624	Completed	CDBG	\$41,495.00	\$41,495.00	\$0.00
		Project Total					\$41,495.00	\$41,495.00	\$0.00
	12	PS-CITY MINORITY DIABETES PROGRAM	6981	CITY MINORITY DIABETES PROG, CD04 2631	Completed	CDBG	\$74,938.00	\$74,938.00	\$0.00
		Project Total					\$74,938.00	\$74,938.00	\$0.00
	13	PS-AIDS EARLY INTERVENTION AND EDUCATION	6982	AIDS EARLY INTERV & EDUC, CD04 2625	Completed	CDBG	\$75,000.00	\$75,000.00	\$0.00
		Project Total					\$75,000.00	\$75,000.00	\$0.00
	14	PS-CITY GERIATRIC AND CRISIS INTERVENTION	6983	CITY GERIATRIC/CRISIS INTERV, CD04 2629	Completed	CDBG	\$211,428.00	\$211,428.00	\$0.00
		Project Total					\$211,428.00	\$211,428.00	\$0.00
	15	PS-CITY OFFICE OF SENIOR AFFAIRS	6984	CITY OFC OF SENIOR AFFAIRS, CD04 2630	Completed	CDBG	\$140,250.00	\$140,250.00	\$0.00
		Project Total					\$140,250.00	\$140,250.00	\$0.00
	16	PS-SENIOR SERVICES PROGRAM	6985	SENIOR SVC/NURSNG HM OMBUDSMN, CD04 2639	Completed	CDBG	\$84,617.00	\$84,617.00	\$0.00
		Project Total					\$84,617.00	\$84,617.00	\$0.00
	17	PS-TEMPORARY EMERGENCY HOUSING	6986	TEMPORARY EMERGENCY HOUSING, CD04 2641	Completed	CDBG	\$50,000.00	\$50,000.00	\$0.00
		Project Total					\$50,000.00	\$50,000.00	\$0.00
	18	PS-ENGLISH LANGUAGE TUTORING	6987	ENGL LANGUAGE TUTORING PROG, CD04 2659	Completed	CDBG	\$36,454.00	\$36,454.00	\$0.00
		Project Total					\$36,454.00	\$36,454.00	\$0.00
	19	PS-TEEN VIOLENCE/VICTIMS OUTREACH	6988	TEEN VIOLENCE-VICTIM OUTREACH, CD04 2640	Completed	CDBG	\$35,000.00	\$35,000.00	\$0.00
		Project Total					\$35,000.00	\$35,000.00	\$0.00
	20	PS-YOUTH JOB TRAINING (PLEASANT WOODS/GROVE)	6989	YTH JOB TRNG-PLEASANT WD/GRV, CD04 2642	Canceled	CDBG	\$0.00	\$0.00	\$0.00
		Project Total					\$0.00	\$0.00	\$0.00
	21	PS-YOUTH RELATED SOCIAL SERVICES	6990	YOUTH RELATED SOCIAL SVCS, CD04 2643	Completed	CDBG	\$29,250.00	\$29,250.00	\$0.00
		Project Total					\$29,250.00	\$29,250.00	\$0.00
	22	PS-DEDICATED SAFE II EXP. INSP. SUPPORT-POLICE	6991	DED SAFE II EXP SUPP-POLICE, CD04 2611	Completed	CDBG	\$60,158.00	\$60,158.00	\$0.00
		Project Total					\$60,158.00	\$60,158.00	\$0.00
	23	PS-DOMESTIC VIOLENCE	6992	DOMESTIC VIOLENCE, CD04 2634	Completed	CDBG	\$46,000.00	\$46,000.00	\$0.00
		Project Total					\$46,000.00	\$46,000.00	\$0.00
	24	PS-HOMELESS OUTREACH	6993	HOMELESS OUTREACH, CD04 2636	Completed	CDBG	\$105,922.00	\$105,922.00	\$0.00
		Project Total					\$105,922.00	\$105,922.00	\$0.00
	25	PS-COMMUNITY RE-ENTRY SUPPORT SERVICES FOR PAROLEES/FAMILIES	6994	COMM RE-ENTRY FOR PAROLEES/FAM,CD04 2633	Completed	CDBG	\$24,459.00	\$24,459.00	\$0.00
		Project Total					\$24,459.00	\$24,459.00	\$0.00

U.S. Department of Housing and Urban Development
 Office of Community Planning and Development
 Integrated Disbursement and Information System
 List of Activities By Program Year And Project
 DALLAS, TX

Plan Year	IDIS Project	Project	IDIS Activity ID	Activity Name	Activity Status	Program	Funded Amount	Draw Amount	Balance
2004	26	PS-PARENTING AND EARLY CHILDHOOD DEVELOPMENT	6995	PARENTING & EARLY CHILDHD DEV, CD04 2638	Completed	CDBG	\$25,000.00	\$25,000.00	\$0.00
		Project Total					\$25,000.00	\$25,000.00	\$0.00
	27	PS-SOUTH DALLAS/FAIR PARK COMMUNITY COURT	6996	SD/FP COMMUNITY COURT, CD04 2602	Completed	CDBG	\$238,102.98	\$238,102.98	\$0.00
		Project Total					\$238,102.98	\$238,102.98	\$0.00
	28	PS-TENANT EDUCATION RIGHTS	6997	TENANT RIGHTS EDUCATION, CD04 2637	Completed	CDBG	\$15,000.00	\$15,000.00	\$0.00
		Project Total					\$15,000.00	\$15,000.00	\$0.00
	29	HOUSING-RELOCATION ASSISTANCE	6998	RELOCATION ASSISTANCE, CD04 2607	Completed	CDBG	\$362,791.00	\$362,791.00	\$0.00
		Project Total					\$362,791.00	\$362,791.00	\$0.00
	30	HOUSING-HOUSING DEVELOPMENT SUPPORT	6999	HOUSING DEVLPMNT SUPPORT, CD04 2652	Completed	CDBG	\$874,592.00	\$874,592.00	\$0.00
		Project Total					\$874,592.00	\$874,592.00	\$0.00
	31	HOUSING-MORTGAGE ASSISTANCE PROGRAM-MINOR REPAIR	7000	MORTGAGE ASST PROG-MINOR REP, CD04 2654	Completed	CDBG	\$300,000.00	\$300,000.00	\$0.00
		Project Total					\$300,000.00	\$300,000.00	\$0.00
	32	HOUSING-RESIDENTIAL DEVELOPMENT ACQUISITION PROGRAM	7001	RESIDENTIAL DEV ACQ LOAN PROG, CD04 2650	Completed	CDBG	\$300,000.00	\$300,000.00	\$0.00
		Project Total					\$300,000.00	\$300,000.00	\$0.00
	33	HOUSING-HOUSING ASSISTANCE SUPPORT STAFF	7002	HOUSING ASSIST SUPPORT STAFF, CD04 2651	Completed	CDBG	\$1,681,145.00	\$1,681,145.00	\$0.00
		Project Total					\$1,681,145.00	\$1,681,145.00	\$0.00
	34	HOUSING-NEIGHBORHHOD INVESTMENT PROGRAM/BASIC HOME REPAIR	7003	NIP/BASIC HOME REPAIR, CD04 2655	Completed	CDBG	\$2,057,054.00	\$2,057,054.00	\$0.00
		Project Total					\$2,057,054.00	\$2,057,054.00	\$0.00
	35	HOUSING-SOUTH DALLAS/FAIR PARK-MINOR HOME REPAIR PROGRAM	7004	SD/FP - MINOR HOME REPAIR, CD04 2649	Completed	CDBG	\$100,000.00	\$100,000.00	\$0.00
		Project Total					\$100,000.00	\$100,000.00	\$0.00
	36	HOUSING-VOLUNTEERS IN PLUMBING	7005	VOLUNTEERS IN PLMG-MINOR PLMG, CD04 2612	Completed	CDBG	\$19,427.80	\$19,427.80	\$0.00
		Project Total					\$19,427.80	\$19,427.80	\$0.00
	37	HOUSING-DEDICATED SAFE II EXP. INSP. CODE/CODE COMPLIANCE	7006	DED SAFE II CODE INSP-CODE, CD04 2604	Completed	CDBG	\$104,000.00	\$104,000.00	\$0.00
		Project Total					\$104,000.00	\$104,000.00	\$0.00
	38	HOUSING-DEDICATED SAFE II EXP. CODE/FIRE DEPARTMENT	7007	DED SAFE II CODE INSP-FIRE, CD04 2609	Completed	CDBG	\$134,170.00	\$134,170.00	\$0.00
		Project Total					\$134,170.00	\$134,170.00	\$0.00
	39	HOUSING-DEDICATED SAFE II EXP. CODE/POLICE DEPARTMENT	7008	DED SAFE II CODE INSP-POLICE, CD04 2610	Completed	CDBG	\$58,104.00	\$58,104.00	\$0.00
		Project Total					\$58,104.00	\$58,104.00	\$0.00
	40	HOUSING-COMMUNITY PROSECUTION PROGRAM-NORTH OAK CLIFF	7009	COMM PROSECUTION-N OAK CLIFF, CD04 2600	Completed	CDBG	\$86,821.00	\$86,821.00	\$0.00

U.S. Department of Housing and Urban Development
 Office of Community Planning and Development
 Integrated Disbursement and Information System
 List of Activities By Program Year And Project
 DALLAS, TX

Plan Year	IDIS Project	Project	IDIS Activity ID	Activity Name	Activity Status	Program	Funded Amount	Draw Amount	Balance
2004	40	Project Total					\$86,821.00	\$86,821.00	\$0.00
	41	HOUSING-NEIGHBORHOOD INVESTMENT PROGRAM/COMMUNITY PROSECUTOR	7010	NIP-COMMUNITY PROSECUTOR, CD04 2601	Completed	CDBG	\$215,744.00	\$215,744.00	\$0.00
		Project Total					\$215,744.00	\$215,744.00	\$0.00
	42	HOUSING-NEIGHBORHOOD INVESTMENT PROGRAM/CODE COMPLIANCE	7011	NIP-CODE COMPLIANCE, CD04 2605	Completed	CDBG	\$79,909.02	\$79,909.02	\$0.00
		Project Total					\$79,909.02	\$79,909.02	\$0.00
	43	EDD-REVOLVING BUSINESS LOAN PROGRAM	7857	IMPERIAL BEVERAGE GROUP, (IMPERL WINE)	Completed	CDBG	\$100,000.00	\$100,000.00	\$0.00
			7858	L HAWKINS & CF&H CORP,(S DLS NURSING HM)	Completed	CDBG	\$135,000.00	\$135,000.00	\$0.00
			7859	DILBECK COURT LIMITED (DILBECK-BELMONT)	Completed	CDBG	\$300,000.00	\$300,000.00	\$0.00
		Project Total					\$535,000.00	\$535,000.00	\$0.00
	44	EDD-REVOLVING BUSINESS LOAN PROGRAM/STAFF SUPPORT	7860	SDDC ADMIN EXPENSES - PROGRAM INCOME	Completed	CDBG	\$104,094.90	\$104,094.90	\$0.00
		Project Total					\$104,094.90	\$104,094.90	\$0.00
	45	EDD-ENTERPRISE ZONE ECONOMIC DEVELOPMENT PROGRAM/STAFF	7012	EZ ECO DEV PROG-STAFF, CD04 2613	Completed	CDBG	\$78,880.00	\$78,880.00	\$0.00
		Project Total					\$78,880.00	\$78,880.00	\$0.00
	46	EDD-BAC#1 GREATER DALLAS HISPANIC CHAMBER OF COMMERCE	7013	BAC#1-GTR DLS HISP CHM/MAPLE, CD04 2615	Completed	CDBG	\$30,000.00	\$30,000.00	\$0.00
		Project Total					\$30,000.00	\$30,000.00	\$0.00
	47	EDD-BAC#4 GREATER DALLAS HISPANIC CHAMBER OF COMMERCE	7014	BAC#4-GTR DLS HISP CHM/SUNSET, CD04 2616	Completed	CDBG	\$63,954.88	\$63,954.88	\$0.00
		Project Total					\$63,954.88	\$63,954.88	\$0.00
	48	EDD-BAC#5 MBA CONSULTANTS	7015	BAC#5-MBA CONSULTANTS, CD04 2617	Completed	CDBG	\$30,000.00	\$30,000.00	\$0.00
		Project Total					\$30,000.00	\$30,000.00	\$0.00
	49	EDD-BAC#6 MULTI-ETHNIC EDUCATION & ECONOMIC DEV. (MEED)	7016	BAC#6-MULTI/ETH EDU&ED(MEED), CD04 2618	Completed	CDBG	\$80,000.00	\$80,000.00	\$0.00
		Project Total					\$80,000.00	\$80,000.00	\$0.00
	50	EDD-DALLAS SER (PROYECTO TAP)	7017	DALLAS SER/PROYECTO-TAP, CD04 2614	Completed	CDBG	\$120,000.00	\$120,000.00	\$0.00
		Project Total					\$120,000.00	\$120,000.00	\$0.00
	51	EDD-BUSINESS DEVELOPMENT PROGRAM	7018	BUSINESS DEVELOPMENT PROG, 0R04 2690	Open	CDBG	\$317,351.00	\$295,466.03	\$21,884.97
		Project Total					\$317,351.00	\$295,466.03	\$21,884.97
	52	EDD-DALLAS FASHION INCUBATOR	7019	DALLAS FASHION INCUBATION, CD04 2619	Completed	CDBG	\$79,361.85	\$79,361.85	\$0.00
		Project Total					\$79,361.85	\$79,361.85	\$0.00
	53	EDD-NEIGHBORHOOD INVESTMENT PROGRAM-WEST DALLAS PROJECT-TBD	7037	NIP - WEST DALLAS PROJECTS, 0R04 2692	Canceled	CDBG	\$0.00	\$0.00	\$0.00
		Project Total					\$0.00	\$0.00	\$0.00
	54	PI-STREET 2010 PROGRAM	7020	STREETS 2010 PROGRAM, CD04 2665	Completed	CDBG	\$1,020,000.00	\$1,020,000.00	\$0.00
			7806	STREETS 2010 PROGRAM, 0R04 2691	Completed	CDBG	\$100,000.00	\$100,000.00	\$0.00

U.S. Department of Housing and Urban Development
 Office of Community Planning and Development
 Integrated Disbursement and Information System
 List of Activities By Program Year And Project
 DALLAS, TX

Plan Year	IDIS Project	Project	IDIS Activity ID	Activity Name	Activity Status	Program	Funded Amount	Draw Amount	Balance
2004	54	Project Total					\$1,120,000.00	\$1,120,000.00	\$0.00
	55	PI-NEIGHBORHOOD STREET IMPROVEMENT PETITION GRANT	7021	NGHD ST IMP PETITION GRANTS, CD04 2662	Completed	CDBG	\$95,467.23	\$95,467.23	\$0.00
		Project Total					\$95,467.23	\$95,467.23	\$0.00
	56	PI-NEIGHBORHOOD INVESTMENT PROGRAM-PUBLIC IMPROV. PROJECTS	7022	NIP - PUBLIC IMPROVMNT PROJ, CD04 2657	Completed	CDBG	\$2,804,225.00	\$2,804,225.00	\$0.00
		Project Total					\$2,804,225.00	\$2,804,225.00	\$0.00
	57	PI-NEIGHBORHOOD INVESTMENT PROGRAM (PROJECTS TBD)	7036	NIP-PUBLIC IMPRV PROJECTS, CD04 2658	Completed	CDBG	\$1,318,575.00	\$1,318,575.00	\$0.00
		Project Total					\$1,318,575.00	\$1,318,575.00	\$0.00
	58	FAIR HOUSING-FAIR HOUSING ENFORCEMENT	7023	FAIR HOUSING ENFORCEMENT, CD04 2647	Completed	CDBG	\$491,534.00	\$491,534.00	\$0.00
		Project Total					\$491,534.00	\$491,534.00	\$0.00
	59	P/P/OVERSIGHT-CONSOLIDATED PLAN/CITIZEN PART. & CDC SUPPORT	7024	CONPLAN/CITZN PART/CDC SUPPRT, CD04 2644	Completed	CDBG	\$410,383.00	\$410,383.00	\$0.00
		Project Total					\$410,383.00	\$410,383.00	\$0.00
	60	P/P/OVERSIGHT-GRANT COMPLIANCE	7025	GRANT COMPLIANCE, CD04 2603	Completed	CDBG	\$738,048.61	\$738,048.61	\$0.00
		Project Total					\$738,048.61	\$738,048.61	\$0.00
	61	P/P/OVERSIGHT-HEALTH CONTRACT MONITORING	7026	HEALTH CONTRACT MONITORING, CD04 2635	Completed	CDBG	\$399,374.00	\$399,374.00	\$0.00
		Project Total					\$399,374.00	\$399,374.00	\$0.00
	62	P/P/OVERSIGHT-HOUSING MANAGEMENT SUPPORT	7027	HSG MANAGEMENT SUPPORT, CD04 2653	Completed	CDBG	\$709,117.00	\$709,117.00	\$0.00
		Project Total					\$709,117.00	\$709,117.00	\$0.00
	63	P/P/OVERSIGHT-CODE COMPLIANCE RELOCATION ASSISTANCE STAFF	7028	CODE/RELOCATION ASST STAFF, CD04 2608	Completed	CDBG	\$69,330.00	\$69,330.00	\$0.00
		Project Total					\$69,330.00	\$69,330.00	\$0.00
	64	P/P/OVERSIGHT-OFFICE OF CULTURAL AFFAIRS	7029	OFC OF CULTURAL AFFRS-PROG O/S, CD04 2661	Completed	CDBG	\$7,580.17	\$7,580.17	\$0.00
		Project Total					\$7,580.17	\$7,580.17	\$0.00
	65	P/P/OVERSIGHT-DEVELOPMENT SERVICES	7030	DEVELOPMENT SVCS-PROG O/S, CD04 2620	Completed	CDBG	\$78,889.80	\$78,889.80	\$0.00
		Project Total					\$78,889.80	\$78,889.80	\$0.00
	66	P/P/OVERSIGHT-HISTORIC PRESERVATION	7031	HISTORIC PRES REV/MITIGATION, CD04 2621	Completed	CDBG	\$48,000.00	\$48,000.00	\$0.00
		Project Total					\$48,000.00	\$48,000.00	\$0.00
	67	P/P/OVERSIGHT-CDBG SUPPORT INDIRECT COSTS	7032	CDBG SUPP INDIRECT COSTS, CD04 2648	Completed	CDBG	\$252,044.00	\$252,044.00	\$0.00
		Project Total					\$252,044.00	\$252,044.00	\$0.00
	68	SECTION 108 DEBT SERVICE	7033	SEC 108 DEBT SVC - NRP, CD04 2645	Completed	CDBG	\$1,774,779.41	\$1,774,779.41	\$0.00
			7034	SEC 108 DEBT SVC - NRP, 0R04 2689	Completed	CDBG	\$281,667.00	\$281,667.00	\$0.00
		Project Total					\$2,056,446.41	\$2,056,446.41	\$0.00
	69	SECTION 108 DEBT SERVICE	7035	SEC 108 DEBT SVC - INTOWN, CD04 2646	Completed	CDBG	\$3,657,839.21	\$3,657,839.21	\$0.00
		Project Total					\$3,657,839.21	\$3,657,839.21	\$0.00

U.S. Department of Housing and Urban Development
 Office of Community Planning and Development
 Integrated Disbursement and Information System
 List of Activities By Program Year And Project
 DALLAS, TX

Plan Year	IDIS Project	Project	IDIS Activity ID	Activity Name	Activity Status	Program	Funded Amount	Draw Amount	Balance
2004	76	HOME-BASIC HOME REPAIR	7597	1547 WAVEENOC AVENUE	Canceled	CDBG	\$0.00	\$0.00	\$0.00
			7688	4147 EASTER AVENUE	Canceled	CDBG	\$0.00	\$0.00	\$0.00
			7736	1111 WACO AVENUE	Canceled	CDBG	\$0.00	\$0.00	\$0.00
			7816	1410 GALLOWAY AVENUE	Canceled	CDBG	\$0.00	\$0.00	\$0.00
			7817	2242 HARDING STREET	Canceled	CDBG	\$0.00	\$0.00	\$0.00
			8628	1111 WACO	Canceled	CDBG	\$0.00	\$0.00	\$0.00
			8629	2207 STOVALL	Canceled	CDBG	\$0.00	\$0.00	\$0.00
			8884	1922 DENNISON	Canceled	CDBG	\$0.00	\$0.00	\$0.00
			8944	4346 METROPOLITAN	Canceled	CDBG	\$0.00	\$0.00	\$0.00
		Project Total					\$0.00	\$0.00	\$0.00
	77	HOME-S.H.A.R.E.	7537	918 BAYONNE STREET	Canceled	CDBG	\$0.00	\$0.00	\$0.00
			7739	741 BANK STREET	Canceled	CDBG	\$0.00	\$0.00	\$0.00
			7847	4207 CARPENTER	Canceled	CDBG	\$0.00	\$0.00	\$0.00
		Project Total					\$0.00	\$0.00	\$0.00
	78	HOME-TENANT BASED RENTAL ASSISTANCE	7218	CITY PROGRAM ADMIN HMA4 2656	Canceled	CDBG	\$0.00	\$0.00	\$0.00
		Project Total					\$0.00	\$0.00	\$0.00
	80	ESG-ESSENTIAL SERVICES	7553	FAMILY PLACE	Canceled	CDBG	\$0.00	\$0.00	\$0.00
			7556	FAMILY GATEWAY	Canceled	CDBG	\$0.00	\$0.00	\$0.00
			7557	PROMISE HOUSE	Canceled	CDBG	\$0.00	\$0.00	\$0.00
			7558	CASA SHELTER/COMMUNITY SERVICES YMCA	Canceled	CDBG	\$0.00	\$0.00	\$0.00
			7559	FAMILY PLACE	Canceled	CDBG	\$0.00	\$0.00	\$0.00
	Project Total					\$0.00	\$0.00	\$0.00	
	Program Total				CDBG	\$25,136,219.86	\$25,114,334.89	\$21,884.97	
	2004 Total					\$25,136,219.86	\$25,114,334.89	\$21,884.97	
2005	1	PS-ADOLESCENT HEALTH SERVICES PROGRAM	7695	ADOLESCENT HEALTH SERVICE, CD05 4337	Completed	CDBG	\$59,973.00	\$59,973.00	\$0.00
				Project Total			\$59,973.00	\$59,973.00	\$0.00
	2	PS-AFRICAN-AMERICAN MUSEUM YOUTH ENRICHMENT PROGRAM	7700	AFR-AM MUSEUM YTH ENRICHMENT, CD05 4373	Completed	CDBG	\$50,000.00	\$50,000.00	\$0.00
				Project Total			\$50,000.00	\$50,000.00	\$0.00
	3	PS-AFTER-SCHOOL/SUMMER PROGRAM-ELEMENTARY SCHOOL SITES	7701	AFTSCHL PROG-ELEM SCHOOL SITES,CD05 4379	Completed	CDBG	\$418,289.19	\$418,289.19	\$0.00
				Project Total			\$418,289.19	\$418,289.19	\$0.00
4	PS-AFTER-SCHOOL/SUMMER PROGRAM-COMMUNITY CENTER SITES	7702	AFTSCHOOL PROG - COMM CENTERS, CD05 4380	Completed	CDBG	\$87,364.83	\$87,364.83	\$0.00	
			Project Total			\$87,364.83	\$87,364.83	\$0.00	
5	PS-CHILD CARE SERVICES PROGRAM	7703	CHILD CARE SERVICES PROG, CD05 4341	Completed	CDBG	\$227,780.00	\$227,780.00	\$0.00	
			Project Total			\$227,780.00	\$227,780.00	\$0.00	
6	PS-CITY ADOLESCENT AND YOUTH SERVICES	7704	CITY ADOL & YOUTH SERVICES, CD05 4381	Completed	CDBG	\$298,571.00	\$298,571.00	\$0.00	

U.S. Department of Housing and Urban Development
 Office of Community Planning and Development
 Integrated Disbursement and Information System
 List of Activities By Program Year And Project
 DALLAS, TX

Plan Year	IDIS Project	Project	IDIS Activity ID	Activity Name	Activity Status	Program	Funded Amount	Draw Amount	Balance
2005	6	Project Total					\$298,571.00	\$298,571.00	\$0.00
	7	PS-CITY CHILD CARE SERVICES	7705	CITY CHILD CARE SVCS PROG, CD05 4342	Completed	CDBG	\$286,533.00	\$286,533.00	\$0.00
		Project Total					\$286,533.00	\$286,533.00	\$0.00
	8	PS-SUMMER YOUTH PROGRAM	7706	SUMMER YOUTH PROGRAM, CD05 4382	Completed	CDBG	\$50,511.00	\$50,511.00	\$0.00
		Project Total					\$50,511.00	\$50,511.00	\$0.00
	9	PS-ADOLESCENT SUBSTANCE ABUSE-INPATIENT	7707	ADOL SUBSTANCE ABUSE-INPATIENT,CD05 4338	Completed	CDBG	\$65,000.00	\$65,000.00	\$0.00
		Project Total					\$65,000.00	\$65,000.00	\$0.00
	10	PS-CLINICAL DENTAL CARE PROGRAM	7708	CLINICAL DENTAL CARE PROG, CD05 4347	Completed	CDBG	\$200,000.00	\$200,000.00	\$0.00
		Project Total					\$200,000.00	\$200,000.00	\$0.00
	11	PS-ADULT SUBSTANCE ABUSE	7709	ADULT SUBSTANCE ABUSE, CD05 4339	Completed	CDBG	\$29,670.00	\$29,670.00	\$0.00
		Project Total					\$29,670.00	\$29,670.00	\$0.00
	12	PS-CITY MINORITY DIABETES PROGRAM	7710	CITY MINORITY DIABETES PROG, CD05 4346	Completed	CDBG	\$79,777.00	\$79,777.00	\$0.00
		Project Total					\$79,777.00	\$79,777.00	\$0.00
	13	PS-AIDS EARLY INTERVENTION AND EDUCATION	7711	AIDS EARLY INTERV & EDUC, CD05 4340	Completed	CDBG	\$75,000.00	\$75,000.00	\$0.00
		Project Total					\$75,000.00	\$75,000.00	\$0.00
	14	PS-CITY GERIATRIC HEALTH	7712	CITY GERIATRIC HEALTH, CD05 4343	Completed	CDBG	\$108,171.00	\$108,171.00	\$0.00
		Project Total					\$108,171.00	\$108,171.00	\$0.00
	15	PS-CITY CRISIS INTERVENTION	7713	CITY CRISIS INTERVENTION, CD05 4344	Completed	CDBG	\$111,688.00	\$111,688.00	\$0.00
		Project Total					\$111,688.00	\$111,688.00	\$0.00
	16	PS-CITY OFFICE OF SENIOR AFFAIRS	7714	CITY OFC OF SENIOR AFFAIRS, CD05 4345	Completed	CDBG	\$152,200.00	\$152,200.00	\$0.00
		Project Total					\$152,200.00	\$152,200.00	\$0.00
	17	PS-SENIOR SERVICES PROGRAM	7715	SENIOR SERVICES PROGRAM, CD05 4354	Completed	CDBG	\$85,000.00	\$85,000.00	\$0.00
		Project Total					\$85,000.00	\$85,000.00	\$0.00
	18	PS-TEMPORARY EMERGENCY HOUSING	7716	TEMPORARY EMERGENCY HOUSING, CD05 4356	Completed	CDBG	\$39,900.00	\$39,900.00	\$0.00
		Project Total					\$39,900.00	\$39,900.00	\$0.00
	19	PS-ENGLISH LANGUAGE TUTORING	7717	ENGL LANGUAGE TUTORING PROG, CD05 4372	Completed	CDBG	\$41,024.00	\$41,024.00	\$0.00
		Project Total					\$41,024.00	\$41,024.00	\$0.00
	20	PS-TEEN VIOLENCE VICTIM OUTREACH	7718	TEEN VIOLENCE-VICTIM OUTREACH, CD05 4355	Completed	CDBG	\$28,743.00	\$28,743.00	\$0.00
		Project Total					\$28,743.00	\$28,743.00	\$0.00
	21	PS-YOUTH RELATED SOCIAL SERVICE	7719	YOUTH RELATED SOCIAL SVCS, CD05 4357	Completed	CDBG	\$29,325.00	\$29,325.00	\$0.00
		Project Total					\$29,325.00	\$29,325.00	\$0.00
	22	PS-DEDICATED SAFE II EXP. INSP. SUPPORT-POLICE	7720	DED SAFE II EXP SUPP-POLICE, CD05 4325	Completed	CDBG	\$60,158.00	\$60,158.00	\$0.00
		Project Total					\$60,158.00	\$60,158.00	\$0.00
	23	PS-DOMESTIC VIOLENCE	7721	DOMESTIC VIOLENCE, CD05 4348	Completed	CDBG	\$46,000.00	\$46,000.00	\$0.00
		Project Total					\$46,000.00	\$46,000.00	\$0.00
	24	PS-HOMELESS OUTREACH	7722	HOMELESS OUTREACH, CD05 4351	Completed	CDBG	\$117,502.00	\$117,502.00	\$0.00

U.S. Department of Housing and Urban Development
 Office of Community Planning and Development
 Integrated Disbursement and Information System
 List of Activities By Program Year And Project
 DALLAS, TX

Plan Year	IDIS Project	Project	IDIS Activity ID	Activity Name	Activity Status	Program	Funded Amount	Draw Amount	Balance
2005	24	Project Total					\$117,502.00	\$117,502.00	\$0.00
	25	PS-EX-OFFENDER PROGRAM/CITY ATTORNEY OFFICE	7723	EX-OFFENDER PROGRAM/CAO, CD05 4377	Completed	CDBG	\$43,560.85	\$43,560.85	\$0.00
		Project Total					\$43,560.85	\$43,560.85	\$0.00
	26	PS-EX-OFFENDER PROGRAM/ENVIRONMENTAL AND HEALTH SVS. DEPT.	7724	EX-OFFENDER PROGRAM/EHS, CD05 4349	Completed	CDBG	\$113,400.00	\$113,400.00	\$0.00
		Project Total					\$113,400.00	\$113,400.00	\$0.00
	27	PS-PARENTING AND EARLY CHILDHOOD DEVELOPMENT	7725	PARENTING & EARLY CHILDHD DEV, CD05 4353	Completed	CDBG	\$25,000.00	\$25,000.00	\$0.00
		Project Total					\$25,000.00	\$25,000.00	\$0.00
	28	PS-SOUTH DALLAS/FAIR PARK COMMUNITY COURT	7726	SD/FP COMMUNITY COURT, CD05 4314	Completed	CDBG	\$307,591.91	\$307,591.91	\$0.00
		Project Total					\$307,591.91	\$307,591.91	\$0.00
	29	HOUSING-RELOCATION ASSISTANCE	7727	RELOCATION ASSISTANCE, CD05 4321	Completed	CDBG	\$330,372.97	\$330,372.97	\$0.00
		Project Total					\$330,372.97	\$330,372.97	\$0.00
	30	HOUSING-HOUSING DEVELOPMENT SUPPORT	7728	HOUSING DEVLPMNT SUPPORT, CD05 4365	Completed	CDBG	\$1,060,795.78	\$1,060,795.78	\$0.00
		Project Total					\$1,060,795.78	\$1,060,795.78	\$0.00
	31	HOUSING-MORTGAGE ASSISTANCE PROGRAM	7729	MORTGAGE ASST PROGRAM, CD05 4367	Completed	CDBG	\$300,000.00	\$300,000.00	\$0.00
		Project Total					\$300,000.00	\$300,000.00	\$0.00
	33	HOUSING-HOUSING ASSISTANCE SUPPORT	7731	HOUSING ASSIST SUPPORT, CD05 4364	Completed	CDBG	\$937,681.36	\$937,681.36	\$0.00
			7855	HOUSING ASST SUPPORT - REP #1, 04R1 4440	Completed	CDBG	\$724,000.00	\$724,000.00	\$0.00
		Project Total					\$1,661,681.36	\$1,661,681.36	\$0.00
	34	HOUSING-BASIC HOME REPAIR PROGRAM	7732	BASIC HOME REPAIR, CD05 4368	Completed	CDBG	\$2,845,000.00	\$2,845,000.00	\$0.00
			7854	BASIC HOME REPAIR (REP# 1), 04R1 4439	Completed	CDBG	\$849,999.67	\$849,999.67	\$0.00
		Project Total					\$3,694,999.67	\$3,694,999.67	\$0.00
	35	HOUSING-SOUTH DALLAS/FAIR PARK-MINOR HOME REPAIR PROGRAM	7852	SD/FP - MINOR HOME REPAIR, CD05 4362	Completed	CDBG	\$99,998.24	\$99,998.24	\$0.00
		Project Total					\$99,998.24	\$99,998.24	\$0.00
	36	HOUSING-VOLUNTEERS IN PLUMBING REPAIR	7733	VOLUNTEERS IN PLMG-MINOR PLMG, CD05 4326	Completed	CDBG	\$20,000.00	\$20,000.00	\$0.00
		Project Total					\$20,000.00	\$20,000.00	\$0.00
	37	HOUSING-MINOR HOME REPAIR	7734	MINOR HOME REPAIR PROG, CD05 4369	Completed	CDBG	\$480,606.84	\$480,606.84	\$0.00
		Project Total					\$480,606.84	\$480,606.84	\$0.00
	38	HOUSING-REPLACEMENT HOUSING	7853	REPLACEMENT HOUSING, CD05 4370	Completed	CDBG	\$1,100,000.00	\$1,100,000.00	\$0.00
		Project Total					\$1,100,000.00	\$1,100,000.00	\$0.00
	39	HOUSING-DEDICATED SAFE II EXP. CODE INSP./CODE COMPLIANCE	7748	DED SAFE II CODE INSP-CODE, CD05 4319	Completed	CDBG	\$102,896.00	\$102,896.00	\$0.00
		Project Total					\$102,896.00	\$102,896.00	\$0.00
	40	HOUSING-DEDICATED SAFE II EXP. CODE INSP./FIRE DEPARTMENT	7749	DED SAFE II CODE INSP-FIRE, CD05 4323	Completed	CDBG	\$132,059.08	\$132,059.08	\$0.00

U.S. Department of Housing and Urban Development
 Office of Community Planning and Development
 Integrated Disbursement and Information System
 List of Activities By Program Year And Project
 DALLAS, TX

Plan Year	IDIS Project	Project	IDIS Activity ID	Activity Name	Activity Status	Program	Funded Amount	Draw Amount	Balance
2005	40	Project Total					\$132,059.08	\$132,059.08	\$0.00
	41	HOUSING-DEDICATED SAFE II EXP. CODE INSP./POLICE DEPARTMENT	7750	DED SAFE II CODE INSP-POLICE, CD05 4324	Completed	CDBG	\$68,973.51	\$68,973.51	\$0.00
		Project Total					\$68,973.51	\$68,973.51	\$0.00
	42	HOUSING-COMMUNITY PROSECUTION PROGRAM-NORTH OAK CLIFF	7751	COMM PROSECUTION-N OAK CLIFF, CD05 4312	Completed	CDBG	\$94,719.00	\$94,719.00	\$0.00
		Project Total					\$94,719.00	\$94,719.00	\$0.00
	43	HOUSING-NEIGHBORHOOD INVESTMENT PROGRAM/COMMUNITY PROSECUTOR	7752	NIP-COMMUNITY PROSECUTOR, CD05 4313	Completed	CDBG	\$205,442.00	\$205,442.00	\$0.00
		Project Total					\$205,442.00	\$205,442.00	\$0.00
	44	HOUSING-NEIGHBORHOOD INVESTMENT PROGRAM/CODE COMPLIANCE	7753	NIP-CODE COMPLIANCE, CD05 4320	Completed	CDBG	\$99,798.08	\$99,798.08	\$0.00
		Project Total					\$99,798.08	\$99,798.08	\$0.00
	45	HOUSING-COMMUNITY PROSECUTION PROGRAM-OLD EAST DALLAS	7754	COMM PROSECUTION-OLD E DALLAS, CD05 4315	Completed	CDBG	\$69,990.00	\$69,990.00	\$0.00
		Project Total					\$69,990.00	\$69,990.00	\$0.00
	46	HOUSING-COMMUNITY PROSECUTION PROGRAM-OAK LAWN	7755	COMM PROSECUTION-OAK LAWN, CD05 4316	Completed	CDBG	\$94,098.53	\$94,098.53	\$0.00
		Project Total					\$94,098.53	\$94,098.53	\$0.00
	47	EDD-SDDC REVOLVING BUSINESS LOAN PROGRAM	8799	CREATIVE EVENTS (BOBSAITH, LLC)	Completed	CDBG	\$35,000.00	\$35,000.00	\$0.00
			8800	ISIS, LLC	Completed	CDBG	\$220,000.00	\$220,000.00	\$0.00
			8801	INTEGRA FINISHES	Completed	CDBG	\$100,000.00	\$100,000.00	\$0.00
			10320	Dilbeck Court Ltd - dba Belmont Hotel	Completed	CDBG	\$74,000.00	\$74,000.00	\$0.00
		Project Total					\$429,000.00	\$429,000.00	\$0.00
	48	EDD-REVOLVING BUSINESS LOAN PROGRAM-STAFF SUPPORT	8802	SDDC ADMIN EXPENSES - PROGRAM INCOME	Completed	CDBG	\$232,778.05	\$232,778.05	\$0.00
		Project Total					\$232,778.05	\$232,778.05	\$0.00
	49	EDD-BUSINESS ASSISTANCE CENTER PROGRAM	7756	BUS ASST CTR-PROGRAM D,CD05 4327	Completed	CDBG	\$85,708.00	\$85,708.00	\$0.00
		Project Total					\$85,708.00	\$85,708.00	\$0.00
	50	EDD-BAC #1 GREATER DALLAS HISPANIC CHAMBER OF COMMERCE	7759	BAC#1-GTR DLS HISP CHM/MAPLE, CD05 4329	Completed	CDBG	\$79,494.20	\$79,494.20	\$0.00
		Project Total					\$79,494.20	\$79,494.20	\$0.00
	51	EDD- BAC#2 INNERCITY COMMUNITY DEVELOPMENT CORPORATION(ICDC)	7764	BAC #2-INNERCTY COMM DEV CORP, CD05 4330	Completed	CDBG	\$80,000.00	\$80,000.00	\$0.00
		Project Total					\$80,000.00	\$80,000.00	\$0.00
	52	EDD-BAC#5 MBA CONSULTANTS	7765	BAC#5-MBA CONSULTANTS, CD05 4331	Completed	CDBG	\$80,000.00	\$80,000.00	\$0.00
		Project Total					\$80,000.00	\$80,000.00	\$0.00
	53	EDD-BAC#6 MULTI-ETHNIC EDUCATION & ECONOMIC DEV. (MEED)	7766	BAC#6-MULTI/ETH EDU&ED(MEED), CD05 4332	Completed	CDBG	\$79,931.00	\$79,931.00	\$0.00

U.S. Department of Housing and Urban Development
 Office of Community Planning and Development
 Integrated Disbursement and Information System
 List of Activities By Program Year And Project
 DALLAS, TX

Plan Year	IDIS Project	Project	IDIS Activity ID	Activity Name	Activity Status	Program	Funded Amount	Draw Amount	Balance
2005	53	Project Total					\$79,931.00	\$79,931.00	\$0.00
	54	EDD-BAC#7 DALLAS FASHION INCUBATOR	7767	BAC#7 DLS FASHION INCUBTR, CD05 4333	Canceled	CDBG	\$0.00	\$0.00	\$0.00
		Project Total					\$0.00	\$0.00	\$0.00
	55	EDD-DALLAS SER (PROYECTO TAP)	7768	DALLAS SER/PROYECTO-TAP, CD05 4328	Completed	CDBG	\$80,000.00	\$80,000.00	\$0.00
		Project Total					\$80,000.00	\$80,000.00	\$0.00
	56	PI-NEIGHBORHOOD STREET IMPROVEMENT PETITION GRANT	7769	NGHD ST IMP PETITN GRNT, CD05 4375	Completed	CDBG	\$5,746.54	\$5,746.54	\$0.00
		Project Total					\$5,746.54	\$5,746.54	\$0.00
	57	PI-SIDEWALK IMPROVEMENT PROGRAM CITYWIDE	7770	SIDEWALK IMP PROG-CW, CD05 4376	Completed	CDBG	\$139,072.00	\$139,072.00	\$0.00
		Project Total					\$139,072.00	\$139,072.00	\$0.00
	58	PI-RESIDENTIAL BARRIER-FREE RAMPS	7771	RESDNTL BARRIER FREE RAMPS, CD05 4378	Completed	CDBG	\$17,441.67	\$17,441.67	\$0.00
		Project Total					\$17,441.67	\$17,441.67	\$0.00
	59	PI-SILENT SOULS CEMETERY MONUMENT PROGRAM	7772	SILENT SOULS CEMTRY MONUMNT, CD05 4383	Canceled	CDBG	\$0.00	\$0.00	\$0.00
		Project Total					\$0.00	\$0.00	\$0.00
	60	PI-MAJOR MAINTENANCE-CITY FACILITIES	7773	MAJOR MAINT-CITY FACILITIES, CD05 4335	Completed	CDBG	\$299,907.00	\$299,907.00	\$0.00
		Project Total					\$299,907.00	\$299,907.00	\$0.00
	61	PI-NEIGHBORHOOD INVESTMENT PROGRAM-PUBLIC IMPROVEMENT PROJ.	7774	NIP-PUBLIC IMPROVMNT PROJS, CD05 4371	Completed	CDBG	\$1,500,000.00	\$1,500,000.00	\$0.00
		Project Total					\$1,500,000.00	\$1,500,000.00	\$0.00
	62	FAIR HOUSING	7775	FAIR HOUSING ENFORCEMENT, CD05 4361	Completed	CDBG	\$479,331.00	\$479,331.00	\$0.00
		Project Total					\$479,331.00	\$479,331.00	\$0.00
	63	P/P/O-CONSOLIDATED PLAN/CITIZEN PARTICIPATION & CDC SUPPORT	7776	CONPLAN/CITZN PART/CDC SUPPRT, CD05 4358	Completed	CDBG	\$467,580.00	\$467,580.00	\$0.00
		Project Total					\$467,580.00	\$467,580.00	\$0.00
	64	P/P/O-GRANT COMPLIANCE/MONITORING	7777	GRANT COMPLIANCE, CD05 4318	Completed	CDBG	\$764,779.91	\$764,779.91	\$0.00
		Project Total					\$764,779.91	\$764,779.91	\$0.00
	65	P/P/O-HEALTH CONTRACTS MONITORING	7778	HEALTH CONTRACT MONITORING, CD05 4350	Completed	CDBG	\$423,615.00	\$423,615.00	\$0.00
		Project Total					\$423,615.00	\$423,615.00	\$0.00
	66	P/P/O-HOUSING MANAGEMENT SUPPORT	7779	HSG MANAGEMENT SUPPORT, CD05 4366	Completed	CDBG	\$892,134.74	\$892,134.74	\$0.00
			7856	NIP - MARKETING (REP #1), 04R1 4441	Completed	CDBG	\$14,143.33	\$14,143.33	\$0.00
		Project Total					\$906,278.07	\$906,278.07	\$0.00
	67	P/P/O-CODE COMPLIANCE MANAGEMENT SUPPORT	7780	CODE COMPLIANCE MGMT SUPPT, CD05 4322	Completed	CDBG	\$76,094.95	\$76,094.95	\$0.00
		Project Total					\$76,094.95	\$76,094.95	\$0.00
	68	P/P/O-OFFICE OF CULTURAL AFFAIRS PROGRAM SUPPORT	7781	OFC OF CULTURAL AFFRS-PROG O/S,CD05 4374	Completed	CDBG	\$10,024.00	\$10,024.00	\$0.00
		Project Total					\$10,024.00	\$10,024.00	\$0.00

U.S. Department of Housing and Urban Development
 Office of Community Planning and Development
 Integrated Disbursement and Information System
 List of Activities By Program Year And Project
 DALLAS, TX

Plan Year	IDIS Project	Project	IDIS Activity ID	Activity Name	Activity Status	Program	Funded Amount	Draw Amount	Balance
2005	69	P/P/O-ECONOMIC DEVELOPMENT PROGRAM SUPPORT	7782	ECONOMIC DEV-PROGRAM SUPP, CD05 4334	Completed	CDBG	\$92,112.00	\$92,112.00	\$0.00
		Project Total					\$92,112.00	\$92,112.00	\$0.00
	70	P/P/O-COMMUNITY PROSECUTION MANAGEMENT PROGRAM SUPPORT	7783	COMM PROSCTN MGMT/PRGM SUPPRT, CD05 4317	Completed	CDBG	\$150,914.98	\$150,914.98	\$0.00
		Project Total					\$150,914.98	\$150,914.98	\$0.00
	71	P/P/O-CDBG SUPPORT INDIRECT COSTS	7784	CDBG SUPP INDIRECT COSTS, CD05 4352	Completed	CDBG	\$434,000.00	\$434,000.00	\$0.00
		Project Total					\$434,000.00	\$434,000.00	\$0.00
	72	SECTION 108 DEBT SERVICE-NEIGHBORHOOD RENNAISSANCE PROGRAM	7785	SEC 108 DEBT SVC - NRP, CD05 4359	Completed	CDBG	\$2,423,521.25	\$2,423,521.25	\$0.00
			7786	SEC 108 DEBT SVC - NRP, 04RP 4408	Completed	CDBG	\$1,040,880.00	\$1,040,880.00	\$0.00
		Project Total					\$3,464,401.25	\$3,464,401.25	\$0.00
	73	SECTION 108 DEBT SERVICE - INTOWN HOUSING	7787	SEC 108 DEBT SVC - INTOWN, CD05 4360	Completed	CDBG	\$3,473,912.95	\$3,473,912.95	\$0.00
	Project Total					\$3,473,912.95	\$3,473,912.95	\$0.00	
	Program Total				CDBG	\$26,706,286.41	\$26,706,286.41	\$0.00	
	2005 Total					\$26,706,286.41	\$26,706,286.41	\$0.00	
2006	1	PS-ADOLESCENT HEALTH SERVICES PROGRAM	8441	ADOLESCENT HEALTH SERVICE, CD06 3929	Completed	CDBG	\$47,368.90	\$47,368.90	\$0.00
		Project Total					\$47,368.90	\$47,368.90	\$0.00
	2	PS-AFRICAN-AMERICAN MUSEUM YOUTH ENRICHMENT PROGRAM	8474	AFRICAN AMERICAN MUSEUM YTH ENRICH PROG	Completed	CDBG	\$50,000.00	\$50,000.00	\$0.00
		Project Total					\$50,000.00	\$50,000.00	\$0.00
	3	PS-AFTER-SCHOOL/SUMMER PROGRAM-ELEMENTARY SCHOOL SITES	8562	AFTER-SCHOOL/SUMMER PROG. ELEMENTARY	Completed	CDBG	\$437,578.55	\$437,578.55	\$0.00
		Project Total					\$437,578.55	\$437,578.55	\$0.00
	4	PS-AFTER-SCHOOL/SUMMER PROGRAM-COMMUNITY CENTER SITES	8561	AFTER SCHOOL/SUMMER PROG COM CTR SITES	Completed	CDBG	\$104,453.00	\$104,453.00	\$0.00
		Project Total					\$104,453.00	\$104,453.00	\$0.00
	5	PS-CHILD CARE SERVICES PROGRAM	8503	CHILD CARE SERVICES PROGRAM CD06, 3933	Completed	CDBG	\$219,083.97	\$219,083.97	\$0.00
		Project Total					\$219,083.97	\$219,083.97	\$0.00
6	PS-YOUTH DEVELOPMENT (FORMERLY CITY ADOLESCENT YOUTH SVCS.)	8556	YOUTH DEVELOPMENT CD06, 3972	Completed	CDBG	\$328,754.00	\$328,754.00	\$0.00	
	Project Total					\$328,754.00	\$328,754.00	\$0.00	
7	PS-CITY CHILD CARE SERVICES	8504	CITY CHILD CARE SERVICES, CD06,3934	Completed	CDBG	\$331,164.00	\$331,164.00	\$0.00	
	Project Total					\$331,164.00	\$331,164.00	\$0.00	
8	PS-SUMMER YOUTH PROGRAM	8555	SUMMER YOUTH PROGRAM CD06, 3973	Completed	CDBG	\$55,022.60	\$55,022.60	\$0.00	
	Project Total					\$55,022.60	\$55,022.60	\$0.00	
9	PS-ADOLESCENT SUBSTANCE ABUSE-INPATIENT	8506	ADOLESCENT SUB. ABUSE-INPATIENT 3930	Completed	CDBG	\$64,680.00	\$64,680.00	\$0.00	
	Project Total					\$64,680.00	\$64,680.00	\$0.00	
10	PS-CLINICAL DENTAL CARE PROGRAM	8508	CLINICAL DENTAL CARE PROGRAM	Completed	CDBG	\$200,000.00	\$200,000.00	\$0.00	

U.S. Department of Housing and Urban Development
 Office of Community Planning and Development
 Integrated Disbursement and Information System
 List of Activities By Program Year And Project
 DALLAS, TX

Plan Year	IDIS Project	Project	IDIS Activity ID	Activity Name	Activity Status	Program	Funded Amount	Draw Amount	Balance
2006	10	Project Total					\$200,000.00	\$200,000.00	\$0.00
	11	PS-ADULT SUBSTANCE ABUSE	8510	05F SUBSTANCE ABUSE SERVICES CD06, 3931	Completed	CDBG	\$50,000.00	\$50,000.00	\$0.00
		Project Total					\$50,000.00	\$50,000.00	\$0.00
	12	PS-CITY MINORITY DIABETES PROGRAM	8511	CITY MINORITY DIABETES PROGRAM	Completed	CDBG	\$77,410.47	\$77,410.47	\$0.00
		Project Total					\$77,410.47	\$77,410.47	\$0.00
	13	PS-AIDS EARLY INTERVENTION AND EDUCATION	8514	AIDS EARLY INTERVENTION & EDUC. 3932	Completed	CDBG	\$75,000.00	\$75,000.00	\$0.00
		Project Total					\$75,000.00	\$75,000.00	\$0.00
	14	PS-NATURAL FAMILY PLANNING PROGRAM	8517	NATURAL FAMILY PLANNING PROG. CD06,3947	Canceled	CDBG	\$0.00	\$0.00	\$0.00
		Project Total					\$0.00	\$0.00	\$0.00
	15	PS-CITY GERIATRIC HEALTH	8520	CITY GERIATRIC HEALTH CD06, 3935	Completed	CDBG	\$111,968.00	\$111,968.00	\$0.00
		Project Total					\$111,968.00	\$111,968.00	\$0.00
	16	PS-CITY CRISIS INTERVENTION	8522	CITY CRISIS INTERVENTION CD06, 3936	Completed	CDBG	\$109,894.73	\$109,894.73	\$0.00
		Project Total					\$109,894.73	\$109,894.73	\$0.00
	17	PS-CITY OFFICE OF SENIOR AFFAIRS	8524	CITY OFFICE OF SENIOR AFFAIRS CD06,3937	Completed	CDBG	\$133,138.18	\$133,138.18	\$0.00
		Project Total					\$133,138.18	\$133,138.18	\$0.00
	18	PS-SENIOR SERVICES PROGRAM	8526	SENIOR SERVICES PROGRAM CD06, 3948	Completed	CDBG	\$84,970.00	\$84,970.00	\$0.00
		Project Total					\$84,970.00	\$84,970.00	\$0.00
	19	PS-TEMPORARY EMERGENCY HOUSING	8530	TEMPORARY EMERGENCY HOUSING	Completed	CDBG	\$50,000.00	\$50,000.00	\$0.00
		Project Total					\$50,000.00	\$50,000.00	\$0.00
	20	PS-ENGLISH LANGUAGE TUTORING	8529	ENGLISH LANGUAGE TUTORING PROGRAM	Completed	CDBG	\$37,579.00	\$37,579.00	\$0.00
		Project Total					\$37,579.00	\$37,579.00	\$0.00
	21	PS-TEEN VIOLENCE VICTIM OUTREACH	8531	TEEN VIOLENCE VICTIM OUTREACH CD06, 3949	Completed	CDBG	\$35,000.00	\$35,000.00	\$0.00
		Project Total					\$35,000.00	\$35,000.00	\$0.00
	22	PS-YOUTH RELATED SOCIAL SERVICES	8532	YOUTH RELATED SOCIAL SERVICES CD06,3951	Completed	CDBG	\$27,400.00	\$27,400.00	\$0.00
		Project Total					\$27,400.00	\$27,400.00	\$0.00
	23	PS-DEDICATED SAFE II EXP. INSP. SUPPORT-POLICE	8483	DED. SAFE11 EXP/INSP.SUP. POLICE	Completed	CDBG	\$60,158.00	\$60,158.00	\$0.00
		Project Total					\$60,158.00	\$60,158.00	\$0.00
	24	PS-DOMESTIC VIOLENCE	8533	DOMESTIC VIOLENCE CD06,3942	Completed	CDBG	\$46,000.00	\$46,000.00	\$0.00
		Project Total					\$46,000.00	\$46,000.00	\$0.00
	25	PS-HOMELESS OUTREACH	8534	HOMELESS OUTREACH, CD06, 3945	Completed	CDBG	\$117,989.61	\$117,989.61	\$0.00
		Project Total					\$117,989.61	\$117,989.61	\$0.00
	26	PS-OFFENDER RE-ENTRY PROG./CAO (FORMERLY 8560 EX-OFFENDER PROG.)		OFFENDER RE-ENTRY PROGRAM CD06, 3961	Completed	CDBG	\$85,508.00	\$85,508.00	\$0.00
		Project Total					\$85,508.00	\$85,508.00	\$0.00
	27	PS-OFFENDER RE-ENTRY PROG./EHS (FORMERLY 8540 EX-OFFENDER PROG.)		OFFENDER RE-ENTRY PROGRAM CD06, 3943	Completed	CDBG	\$104,397.00	\$104,397.00	\$0.00
		Project Total					\$104,397.00	\$104,397.00	\$0.00

U.S. Department of Housing and Urban Development
 Office of Community Planning and Development
 Integrated Disbursement and Information System
 List of Activities By Program Year And Project
 DALLAS, TX

Plan Year	IDIS Project	Project	IDIS Activity ID	Activity Name	Activity Status	Program	Funded Amount	Draw Amount	Balance
2006	28	PS-PARENTING AND EARLY CHILDHOOD DEVELOPMENT	8547	PARENTING AND EARLY CHILDHOOD DEV. 3946	Canceled	CDBG	\$0.00	\$0.00	\$0.00
			8553	PARENTING AND EARLY CHILDHOOD DEV 3946	Completed	CDBG	\$25,000.00	\$25,000.00	\$0.00
		Project Total					\$25,000.00	\$25,000.00	\$0.00
	29	PS-SOUTH DALLAS/FAIR PARK COMMUNITY COURT	8476	SOUTH DALLAS/FAIR PARK COMMUNITY COURT	Completed	CDBG	\$280,531.00	\$280,531.00	\$0.00
		Project Total					\$280,531.00	\$280,531.00	\$0.00
	30	PS-COMMUNITY YOUTH AND SENIOR PROGRAM (WEST OAK CLIFF)	8552	COMM. YOUTH & SENIOR PROG. W. OAK CLIFF	Completed	CDBG	\$100,000.00	\$100,000.00	\$0.00
		Project Total					\$100,000.00	\$100,000.00	\$0.00
	31	HOUSING-RELOCATION ASSISTANCE	8461	RELOCATION ASSISTANCE CD06, 3911	Completed	CDBG	\$515,748.72	\$515,748.72	\$0.00
		Project Total					\$515,748.72	\$515,748.72	\$0.00
	32	HOUSING-HOUSING DEVELOPMENT SUPPORT	8494	HOUSING DEVELOPMENT SUPPORT- CD06-3957	Completed	CDBG	\$942,138.00	\$942,138.00	\$0.00
		Project Total					\$942,138.00	\$942,138.00	\$0.00
	33	HOUSING-MORTGAGE ASSISTANCE PROGRAM	8442	MORTGAGE ASST PROGRAM - CD06, 3959	Completed	CDBG	\$300,000.00	\$300,000.00	\$0.00
		Project Total					\$300,000.00	\$300,000.00	\$0.00
	34	HOUSING-RESIDENTIAL DEVELOPMENT ACQUISITION LOAN PROGRAM	7730	RESIDENTIAL DEV ACQ LOAN PROG, CD05 4363	Completed	CDBG	\$890,465.00	\$890,465.00	\$0.00
			8495	RESIDENTIAL DEV ACQ LOAN PROG, CD06 3955	Completed	CDBG	\$350,000.00	\$350,000.00	\$0.00
			8698	RESIDENTIAL DEV ACQ LOAN PROG 04R3 3401	Canceled	CDBG	\$0.00	\$0.00	\$0.00
		Project Total					\$1,240,465.00	\$1,240,465.00	\$0.00
	35	HOUSING-HOUSING ASSISTANCE SUPPORT	8496	HOUSING ASSISTANCE SUPPORT CD06-3956	Completed	CDBG	\$1,670,127.02	\$1,670,127.02	\$0.00
		Project Total					\$1,670,127.02	\$1,670,127.02	\$0.00
	36	HOUSING-BASIC HOME REPAIR PRGRAM	8497	BASIC HOME REPAIR PROGRAM CD06-3960	Completed	CDBG	\$1,859,201.04	\$1,859,201.04	\$0.00
			8498	BASIC HOME REPAIR PROGRAM - 05RP-3999	Completed	CDBG	\$2,128,392.11	\$2,128,392.11	\$0.00
		Project Total					\$3,987,593.15	\$3,987,593.15	\$0.00
	37	HOUSING-SOUTH DALLAS/FAIR PARK-MINOR HOME REPAIR PROGRAM	8499	SOUTH DALLAS/FAIR PARK-MINOR HOME REPAIR CD06 3954	Completed	CDBG	\$97,181.62	\$97,181.62	\$0.00
		Project Total					\$97,181.62	\$97,181.62	\$0.00
	38	HOUSING-VOLUNTEERS IN PLUMBING-MINOR PLUMBING REPAIR	8559	MINOR PLUMBING REPAIR/REPLACEMENT PROG.	Completed	CDBG	\$20,000.00	\$20,000.00	\$0.00
		Project Total					\$20,000.00	\$20,000.00	\$0.00
	39	HOUSING-MINOR HOME REPAIR	8769	MINOR HOME REPAIR CD06 06PI	Completed	CDBG	\$164,445.73	\$164,445.73	\$0.00
		Project Total					\$164,445.73	\$164,445.73	\$0.00
	40	HOUSING-REPLACEMENT HOUSING	8500	REPLACEMENT HOUSING -CD06/3962	Completed	CDBG	\$739,999.50	\$739,999.50	\$0.00
		Project Total					\$739,999.50	\$739,999.50	\$0.00
	41	HOUSING-DEDICATED SAFE II EXP. CODE INSP./CODE COMPLIANCE	8463	DEDICATED SAFEII EXP. CODE INSP/COMPLIAN	Completed	CDBG	\$92,164.00	\$92,164.00	\$0.00
			9016	BEXAR STREET RETAIL DEVELOPMENT PROJECT	Canceled	CDBG	\$0.00	\$0.00	\$0.00
		Project Total					\$92,164.00	\$92,164.00	\$0.00
	42	HOUSING-DEDICATED SAFE II EXP. CODE INSP./DALLAS FIRE DEPT.	8482	DEDICATED SAFE EXP. CODE INSP/FIRE CD06	Completed	CDBG	\$134,174.00	\$134,174.00	\$0.00

U.S. Department of Housing and Urban Development
 Office of Community Planning and Development
 Integrated Disbursement and Information System
 List of Activities By Program Year And Project
 DALLAS, TX

Plan Year	IDIS Project	Project	IDIS Activity ID	Activity Name	Activity Status	Program	Funded Amount	Draw Amount	Balance
2006	42	Project Total					\$134,174.00	\$134,174.00	\$0.00
	43	HOUSING-DEDICATED SAFE II EXP. CODE INSP./DALLAS POLICE DEPT	8488	DEDICATED SAFE EXP.CODE INSP/POLICE 3915	Completed	CDBG	\$79,584.48	\$79,584.48	\$0.00
		Project Total					\$79,584.48	\$79,584.48	\$0.00
	44	HOUSING-COMMUNITY PROSECUTION PROGRAM-NORTH OAK CLIFF	8480	COMMUNITY PROSECUTION PROG-N.OAK CLIFF	Completed	CDBG	\$107,897.00	\$107,897.00	\$0.00
		Project Total					\$107,897.00	\$107,897.00	\$0.00
	45	HOUSING-NEIGHBORHOOD INVESTMENT PROGRAM/COMMUNITY PROSECUTOR	8481	NIP-COMMUNITY PROSECUTOR	Completed	CDBG	\$237,658.00	\$237,658.00	\$0.00
		Project Total					\$237,658.00	\$237,658.00	\$0.00
	46	HOUSING-NEIGHBORHOOD INVESTMENT PROGRAM/CODE COMPLIANCE	8464	NEIGHBORHOOD INVEST PROG/CODE COMPLIANCE	Completed	CDBG	\$139,909.00	\$139,909.00	\$0.00
		Project Total					\$139,909.00	\$139,909.00	\$0.00
	47	HOUSING-COMMUNITY PROSECUTION PROGRAM-OLD EAST DALLAS	8477	COMMUNITY PROSECUTION PROG-OLD E.DALLAS	Completed	CDBG	\$105,418.00	\$105,418.00	\$0.00
		Project Total					\$105,418.00	\$105,418.00	\$0.00
	48	HOUSING-COMMUNITY PROSECUTION PROGRAM-OAK LAWN	8478	COMMUNITY PROSECUTION PROGRAM-OAK LAWN	Completed	CDBG	\$104,946.56	\$104,946.56	\$0.00
		Project Total					\$104,946.56	\$104,946.56	\$0.00
	49	HOUSING-COMMUNITY PROSECUTION PROGRAM-PLEASANT GROVE	8479	COMMUNITY PROSECUTION PROG-PLEASANT GROV	Completed	CDBG	\$28,398.00	\$28,398.00	\$0.00
		Project Total					\$28,398.00	\$28,398.00	\$0.00
	50	EDD-BUSINESS LOAN PROGRAM	8798	SAHEED LAWAL - SOLARIN	Completed	CDBG	\$60,000.00	\$60,000.00	\$0.00
		Project Total					\$60,000.00	\$60,000.00	\$0.00
	51	EDD-REVOLVING LOAN BUSINESS LOAN PROGRAM/STAFF SUPPORT	9389	SDDC ADMIN EXPENSES - PROGRAM INCOME	Completed	CDBG	\$250,422.71	\$250,422.71	\$0.00
		Project Total					\$250,422.71	\$250,422.71	\$0.00
	52	EDD-BUSINESS ASSISTANCE CENTER PROGRAM	8507	BUSINESS ASSISTANCE CENTER PROGRAM	Completed	CDBG	\$76,591.95	\$76,591.95	\$0.00
		Project Total					\$76,591.95	\$76,591.95	\$0.00
	53	EDD-BAC#1 GREATER DALLAS HISPANIC CHAMBER OF COMMERCE	8509	BAC#1 GREATER DLS HISP CHAMBER OF COMMER	Completed	CDBG	\$85,000.00	\$85,000.00	\$0.00
		Project Total					\$85,000.00	\$85,000.00	\$0.00
	54	EDD-BAC#2 INNERCITY COMMUNITY DEVELOPMENT CORPORATION (ICDC)	8512	BAC#2 INNERCITY COMM DEV CORP (ICDC)	Completed	CDBG	\$85,000.00	\$85,000.00	\$0.00
		Project Total					\$85,000.00	\$85,000.00	\$0.00
	55	EDD-BAC#3 GREATER DALLAS HISPANIC CHAMBER OF COMMERCE	8513	BAC#3 GREATER DLS HISPANIC CHAMB OF COMM	Completed	CDBG	\$80,343.31	\$80,343.31	\$0.00
		Project Total					\$80,343.31	\$80,343.31	\$0.00
	56	EDD-BAC#4 GREATER DALLAS HISPANIC CHAMBER OF COMMERCE	8515	BAC#4 GREATER DALLAS HISP CHAMBER OF COM	Completed	CDBG	\$84,615.00	\$84,615.00	\$0.00

U.S. Department of Housing and Urban Development
 Office of Community Planning and Development
 Integrated Disbursement and Information System
 List of Activities By Program Year And Project
 DALLAS, TX

Plan Year	IDIS Project	Project	IDIS Activity ID	Activity Name	Activity Status	Program	Funded Amount	Draw Amount	Balance
2006	56	Project Total					\$84,615.00	\$84,615.00	\$0.00
	57	EDD-BAC#5 MBA CONSULTANTS	8516	BAC#5 MBA CONSULTANTS	Completed	CDBG	\$85,000.00	\$85,000.00	\$0.00
		Project Total					\$85,000.00	\$85,000.00	\$0.00
	58	EDD-BAC#6 GREATER DALLAS ASIAN AMERICAN CHAMBER OF COMMERCE	8518	BAC#6 GREATER DALLAS ASIAN AMERICAN CHAM	Completed	CDBG	\$83,679.00	\$83,679.00	\$0.00
		Project Total					\$83,679.00	\$83,679.00	\$0.00
	59	EDD- BAC#7 DALLAS FASHION INCUBATOR	8519	BAC#7 DALLAS FASHION INCUBATOR CD06-3926	Canceled	CDBG	\$0.00	\$0.00	\$0.00
		Project Total					\$0.00	\$0.00	\$0.00
	60	EDD-BUSINESS ASSISTANCE CENTER, INC. @ I-35 S.@ WHEATLAND RD	8521	BUSINESS ASSISTANCE CTR,INC@I-35WHEATRD	Canceled	CDBG	\$0.00	\$0.00	\$0.00
		Project Total					\$0.00	\$0.00	\$0.00
	61	PI-NEIGHBORHOOD STREET IMPROVEMENT PETITION GRANT	8528	NEIGHBORHOOD STREET IMP PETITION GRANT	Completed	CDBG	\$50,000.00	\$50,000.00	\$0.00
		Project Total					\$50,000.00	\$50,000.00	\$0.00
	62	PI-NEIGHBORHOOD INVESTMENT PROGRAM-PUBLIC IMPROVEMENT PROJ.	8501	NIP-PUBLIC IMPROVEMENTS PROJ-CD06/3963	Completed	CDBG	\$1,000,000.00	\$1,000,000.00	\$0.00
		Project Total					\$1,000,000.00	\$1,000,000.00	\$0.00
	63	FAIR HOUSING-FAIR HOUSING ENFORCEMENT	8525	FAIR HOUSING ENFORCEMENT CD06-3953	Completed	CDBG	\$561,853.91	\$561,853.91	\$0.00
		Project Total					\$561,853.91	\$561,853.91	\$0.00
	64	P/P/O-CONSOLIDATED PLAN/CITIZEN PARTICIPATION & CDC SUPPORT	8527	CONSOLIDATED PLAN/CP & CDC SUPPORT	Completed	CDBG	\$542,810.00	\$542,810.00	\$0.00
		Project Total					\$542,810.00	\$542,810.00	\$0.00
	65	P/P/O-GRANT COMPLIANCE-MONITORING	8452	GRANT COMPL/MONITOR CD06,3908	Completed	CDBG	\$747,164.00	\$747,164.00	\$0.00
		Project Total					\$747,164.00	\$747,164.00	\$0.00
	66	P/P/O-HEALTH CONTRACTS MONITORING	8554	ENVIRONMENTAL HEALTH CONTRACT MONITORING	Completed	CDBG	\$379,143.00	\$379,143.00	\$0.00
		Project Total					\$379,143.00	\$379,143.00	\$0.00
	67	P/P/O-HOUSING MANAGEMENT SUPPORT	8502	HOUSING MANAGEMENT SUPPORT	Completed	CDBG	\$743,360.00	\$743,360.00	\$0.00
		Project Total					\$743,360.00	\$743,360.00	\$0.00
	68	P/P/O-CODE COMPLIANCE MANAGEMENT SUPPORT	8473	CODE COMPLIANCE MGMT SUPPORT CD06,3912	Completed	CDBG	\$76,522.00	\$76,522.00	\$0.00
		Project Total					\$76,522.00	\$76,522.00	\$0.00
	69	P/P/O-OFFICE OF CULTURAL AFFAIRS PROGRAM SUPPORT	8475	OFFICE OF CUTURAL AFFAIRS PROG SUPPORT	Completed	CDBG	\$10,024.00	\$10,024.00	\$0.00
		Project Total					\$10,024.00	\$10,024.00	\$0.00
	70	P/P/O-ECONOMIC DEVELOPMENT PROGRAM SUPPORT	8523	ECONOMIC DEVELOPMENT PROGRAM SUPPORT	Completed	CDBG	\$150,321.00	\$150,321.00	\$0.00
		Project Total					\$150,321.00	\$150,321.00	\$0.00

U.S. Department of Housing and Urban Development
 Office of Community Planning and Development
 Integrated Disbursement and Information System
 List of Activities By Program Year And Project
 DALLAS, TX

Plan Year	IDIS Project	Project	IDIS Activity ID	Activity Name	Activity Status	Program	Funded Amount	Draw Amount	Balance
2006	71	P/P/O-HISTORIC PRESERVATION REVIEWS/MITIGATION	8558	HISTORIC PRESER. REVIEWS & HABS MITIGATI	Canceled	CDBG	\$0.00	\$0.00	\$0.00
		Project Total					\$0.00	\$0.00	\$0.00
	72	P/P/O-PARKS AND RECREATION	8557	PARKS AND RECREATION CDO6, 3971	Completed	CDBG	\$62,671.00	\$62,671.00	\$0.00
		Project Total					\$62,671.00	\$62,671.00	\$0.00
	73	P/P/O-COMMUNITY PROSECUTION MANAGEMENT PROGRAM SUPPORT	8493	COMMUNITY PROSECUTION/CRT MGNT PROG SUPP	Completed	CDBG	\$150,953.00	\$150,953.00	\$0.00
		Project Total					\$150,953.00	\$150,953.00	\$0.00
	74	P/P/O-NEIGHBORHOOD INVESTMENT PROGRAM-SUPPORT	8505	NEIGHBORHOOD INVESTMENT PROG-SUPPORT	Completed	CDBG	\$20,000.00	\$20,000.00	\$0.00
		Project Total					\$20,000.00	\$20,000.00	\$0.00
	84	ESG-CONTRACTS-ESSENTIAL SERVICES	8869	LEGAL AID OF NORTHWEST TEXAS	Open	CDBG	\$0.00	\$0.00	\$0.00
		Project Total					\$0.00	\$0.00	\$0.00
	91	ESG-ADMINISTRATION	8885	ESG ADMINISTRATION	Open	CDBG	\$0.00	\$0.00	\$0.00
		Project Total					\$0.00	\$0.00	\$0.00
	122	DOWNTOWN CONDO PURCHASE AND MF DEVELOPMENT	9009	DOWNTOWN CONDO PURCHASE & MF DEV 06R1 4463	Canceled	CDBG	\$0.00	\$0.00	\$0.00
			9244	DOWNTOWN CONDO PURCHASE & MF DEVELOPMENT	Canceled	CDBG	\$0.00	\$0.00	\$0.00
		Project Total					\$0.00	\$0.00	\$0.00
	123	SOUTHERN SECTION HOUSING AND ECO DEV	9015	SOUTHERN SECTION HSG & ECO DEV 06R1 4464	Open	CDBG	\$1,350,000.00	\$1,207,374.29	\$142,625.71
			9245	SOUTHERN SECTION HSG & ECO DEV 06R2 4468	Open	CDBG	\$1,138,732.00	\$1,118,068.35	\$20,663.65
		Project Total					\$2,488,732.00	\$2,325,442.64	\$163,289.36
	124	HOU- NEIGHBORHOOD ENHANCEMENT PROGRAM	9599	NEIGHBORHOOD ENCHANCEMENT PROGRAM	Completed	CDBG	\$180,000.00	\$180,000.00	\$0.00
		Project Total					\$180,000.00	\$180,000.00	\$0.00
	125	HOU-HOUSING SERVICES PROGRAM	9600	HOUSING SERVICES PROGRAM	Completed	CDBG	\$100,000.00	\$100,000.00	\$0.00
		Project Total					\$100,000.00	\$100,000.00	\$0.00
	Program Total					CDBG	\$22,312,102.67	\$22,148,813.31	\$163,289.36
	2006 Total						\$22,312,102.67	\$22,148,813.31	\$163,289.36
2007	1	PS-ADOLESCENT HEALTH SERVICES PROGRAM	9301	ADOLESCENT HEALTH SERVICES PROGRAM	Completed	CDBG	\$41,651.00	\$41,651.00	\$0.00
		Project Total					\$41,651.00	\$41,651.00	\$0.00
	2	PS-AFRICAN-AMERICAN MUSEUM YOUTH ENRICHMENT PROGRAM	9302	AFRICAN AMERICAN MUSEUM	Completed	CDBG	\$50,000.00	\$50,000.00	\$0.00
		Project Total					\$50,000.00	\$50,000.00	\$0.00
	3	PS-AFTER-SCHOOL/SUMMER PROGRAM-ELEMENTARY SCHOOL SITES	9303	AFTER-SCHOOL/SUMMER PROG-ELEM SCH SITES	Completed	CDBG	\$437,849.00	\$437,849.00	\$0.00
		Project Total					\$437,849.00	\$437,849.00	\$0.00
	4	PS-AFTER-SCHOOL/SUMMER PROGRAM-COMMUNITY CENTER SITES	9304	AFTER-SCHOOL/SUMMER PROGRAM-COMM CENTER	Completed	CDBG	\$104,828.90	\$104,828.90	\$0.00

U.S. Department of Housing and Urban Development
 Office of Community Planning and Development
 Integrated Disbursement and Information System
 List of Activities By Program Year And Project
 DALLAS, TX

Plan Year	IDIS Project	Project	IDIS Activity ID	Activity Name	Activity Status	Program	Funded Amount	Draw Amount	Balance
2007	4	Project Total					\$104,828.90	\$104,828.90	\$0.00
	5	PS-CHILD CARE SERVICES PROGRAM	9306	CHILD CARE SERVICES PROGRAM	Completed	CDBG	\$221,776.97	\$221,776.97	\$0.00
		Project Total					\$221,776.97	\$221,776.97	\$0.00
	6	PS-YOUTH DEVELOPMENT	9307	YOUTH DEVELOPMENT	Completed	CDBG	\$253,452.57	\$253,452.57	\$0.00
		Project Total					\$253,452.57	\$253,452.57	\$0.00
	7	PS-CITY CHILD CARE SERVICES	9309	CITY CHILD CARE SERVICES	Completed	CDBG	\$358,885.44	\$358,885.44	\$0.00
		Project Total					\$358,885.44	\$358,885.44	\$0.00
	8	PS-FINE ARTS EDUCATION AND TRAINING SUMMER CAMP	9311	FINE ARTS EDUCATION AND TRAINING SUMMER	Canceled	CDBG	\$0.00	\$0.00	\$0.00
		Project Total					\$0.00	\$0.00	\$0.00
	9	PS-ARTS EDUCATION PROGRAM	9315	ARTS EDUCATION PROGRAM	Completed	CDBG	\$21,000.00	\$21,000.00	\$0.00
		Project Total					\$21,000.00	\$21,000.00	\$0.00
	10	PS-SUMMER YOUTH PROGRAM	9318	SUMMER YOUTH PROGRAM	Completed	CDBG	\$56,131.00	\$56,131.00	\$0.00
		Project Total					\$56,131.00	\$56,131.00	\$0.00
	11	PS-ADOLESCENT SUBSTANCE ABUSE-INPATIENT	9322	ADOLESCENT SUBSTANCE ABUSE -INPATIENT	Completed	CDBG	\$65,000.00	\$65,000.00	\$0.00
		Project Total					\$65,000.00	\$65,000.00	\$0.00
	12	PS-CLINICAL DENTAL CARE PROGRAM	9323	CLINICAL DENTAL CARE PROGRAM	Completed	CDBG	\$200,000.00	\$200,000.00	\$0.00
		Project Total					\$200,000.00	\$200,000.00	\$0.00
	13	PS-ADULT SUBSTANCE ABUSE	9324	ADULT SUBSTANCE ABUSE	Completed	CDBG	\$50,000.00	\$50,000.00	\$0.00
		Project Total					\$50,000.00	\$50,000.00	\$0.00
	14	PS-CITY MINORITY DIABETES PROGRAM	9331	CITY MINORITY DIABETES PROGRAM	Completed	CDBG	\$77,616.00	\$77,616.00	\$0.00
		Project Total					\$77,616.00	\$77,616.00	\$0.00
	15	PS-AIDS EARLY INTERVENTION AND EDUCATION	9332	AIDS EARLY INTERVENTION AND EDUCATION	Completed	CDBG	\$75,000.00	\$75,000.00	\$0.00
		Project Total					\$75,000.00	\$75,000.00	\$0.00
	16	PS-LOW BIRTH WEIGHT PROGRAM	9333	LOW-BIRTH WEIGHT PROGRAM	Completed	CDBG	\$20,808.32	\$20,808.32	\$0.00
		Project Total					\$20,808.32	\$20,808.32	\$0.00
	17	PS-CITY GERIATRIC HEALTH	9334	CITY GERIATRIC HEALTH	Completed	CDBG	\$116,114.00	\$116,114.00	\$0.00
		Project Total					\$116,114.00	\$116,114.00	\$0.00
	18	PS-CITY CRISIS INTERVENTION	9335	CITY CRISIS INTERVENTION	Completed	CDBG	\$124,897.00	\$124,897.00	\$0.00
		Project Total					\$124,897.00	\$124,897.00	\$0.00
	19	PS-CITY OFFICE OF SENIOR AFFAIRS	9337	CITY OFFICE OF SENIOR SERVICES	Completed	CDBG	\$154,146.02	\$154,146.02	\$0.00
		Project Total					\$154,146.02	\$154,146.02	\$0.00
	20	PS-SENIOR SERVICES PROGRAM	9338	SENIOR SERVICES PROGRAM	Completed	CDBG	\$84,617.00	\$84,617.00	\$0.00
		Project Total					\$84,617.00	\$84,617.00	\$0.00
	21	PS-TEMPORARY EMERGENCY HOUSING	9345	TEMPORARY EMERGENCY HOUSING	Completed	CDBG	\$49,964.77	\$49,964.77	\$0.00
		Project Total					\$49,964.77	\$49,964.77	\$0.00
	22	PS-TEEN VIOLENCE VICTIM OUTREACH	9346	TEEN VIOLENCE VICTIM OUTREACH	Completed	CDBG	\$34,999.99	\$34,999.99	\$0.00

U.S. Department of Housing and Urban Development
 Office of Community Planning and Development
 Integrated Disbursement and Information System
 List of Activities By Program Year And Project
 DALLAS, TX

Plan Year	IDIS Project	Project	IDIS Activity ID	Activity Name	Activity Status	Program	Funded Amount	Draw Amount	Balance
2007	22	Project Total					\$34,999.99	\$34,999.99	\$0.00
	23	PS-YOUTH RELATED SOCIAL SERVICES	9353	YOUTH RELATED SOCIAL SERVICES	Completed	CDBG	\$29,616.00	\$29,616.00	\$0.00
		Project Total					\$29,616.00	\$29,616.00	\$0.00
	24	PS-DEDICATED SAFE II EXP. INSP. SUPPORT-POLICE	9354	DEDICATED SAFE II EXP. INSP. SUPPORT. DP	Completed	CDBG	\$60,158.00	\$60,158.00	\$0.00
		Project Total					\$60,158.00	\$60,158.00	\$0.00
	25	PS-DOMESTIC VIOLENCE	9355	DOMESTIC VIOLENCE	Completed	CDBG	\$46,000.00	\$46,000.00	\$0.00
		Project Total					\$46,000.00	\$46,000.00	\$0.00
	26	PS-HOMELESS OUTREACH	9356	HOMELESS OUTREACH	Completed	CDBG	\$123,743.00	\$123,743.00	\$0.00
		Project Total					\$123,743.00	\$123,743.00	\$0.00
	27	PS-OFFENDER RE-ENTRY PROGRAM-CAO	9357	OFFENDER RE-ENTRY PROGRAM -CAO	Completed	CDBG	\$93,276.00	\$93,276.00	\$0.00
		Project Total					\$93,276.00	\$93,276.00	\$0.00
	28	PS-OFFENDER RE-ENTRY PROGRAM-EHS	9358	OFFENDER RE-ENTRY PROGRAM -EHS	Completed	CDBG	\$113,979.56	\$113,979.56	\$0.00
		Project Total					\$113,979.56	\$113,979.56	\$0.00
	29	PS-PARENTING AND EARLY CHILDHOOD DEVELOPMENT	9364	PARENTING & EARLY CHILDHOOD DEVELOPMENT	Completed	CDBG	\$25,000.00	\$25,000.00	\$0.00
		Project Total					\$25,000.00	\$25,000.00	\$0.00
	30	PS-SOUTH DALLAS/FAIR PARK COMMUNITY COURT	9365	SOUTH DALLS/FAIR PARK COMMUNITY COURT	Completed	CDBG	\$324,864.00	\$324,864.00	\$0.00
			10188	RESDNLT DEV AQC LOAN PROG- ST.PHILLIP	Canceled	CDBG	\$0.00	\$0.00	\$0.00
		Project Total					\$324,864.00	\$324,864.00	\$0.00
	31	PS-SOCIAL SERVICES AND OUTREACH PROGRAM	9366	SOCIAL SERVICES AND OUTREACH PROGRAM	Completed	CDBG	\$31,324.00	\$31,324.00	\$0.00
		Project Total					\$31,324.00	\$31,324.00	\$0.00
	32	PS-CHILD CARE DEVELOPMENT TRAINING PROGRAM	9371	CHILD CARE DEVELOPMENT TRAINING PROGRAM	Completed	CDBG	\$28,541.00	\$28,541.00	\$0.00
		Project Total					\$28,541.00	\$28,541.00	\$0.00
	33	PS-RECRUITMENT AND JOB TRAINING PROGRAM	9372	RECRUITMENT AND JOB-TRAINING PROGRAM	Completed	CDBG	\$24,999.93	\$24,999.93	\$0.00
		Project Total					\$24,999.93	\$24,999.93	\$0.00
	34	PS-COMMUNITY YOUTH AND SENIOR PROGRAM (WEST OAK CLIFF)	9373	COMMUNITY YOUTH AND SENIOR PROGRAM (WOC)	Completed	CDBG	\$16,000.00	\$16,000.00	\$0.00
		Project Total					\$16,000.00	\$16,000.00	\$0.00
	35	HOUSING-RELOCATION ASSISTANCE	9374	RELOCATION ASSISTANCE	Completed	CDBG	\$520,678.56	\$520,678.56	\$0.00
		Project Total					\$520,678.56	\$520,678.56	\$0.00
	36	HOUSING-HOUSING DEVELOPMENT SUPPORT	9326	HOUSING DEVELOPMENT SUPPORT	Completed	CDBG	\$840,178.00	\$840,178.00	\$0.00
		Project Total					\$840,178.00	\$840,178.00	\$0.00
	37	HOUSING-MORTGAGE ASSISTANCE PROGRAM	9336	MORTGAGE ASSISTANCE PROGRAM CD07 2892	Completed	CDBG	\$300,000.00	\$300,000.00	\$0.00
			9902	MORTGAGE ASSIST PROG-CITYWIDE 06R2/8682	Completed	CDBG	\$1,000,000.00	\$1,000,000.00	\$0.00
		Project Total					\$1,300,000.00	\$1,300,000.00	\$0.00

U.S. Department of Housing and Urban Development
 Office of Community Planning and Development
 Integrated Disbursement and Information System
 List of Activities By Program Year And Project
 DALLAS, TX

Plan Year	IDIS Project	Project	IDIS Activity ID	Activity Name	Activity Status	Program	Funded Amount	Draw Amount	Balance
2007	38	HOUSING-RESIDENTIAL DEVELOPMENT ACQUISITION LOAN PROGRAM	9347	RESIDENTIAL DEV ACQ LOAN PROG CD07 2888	Completed	CDBG	\$825,000.00	\$825,000.00	\$0.00
		Project Total					\$825,000.00	\$825,000.00	\$0.00
	39	HOUSING-HOUSING ASSISTANCE SUPPORT	9348	HOUSING ASSISTANCE SUPPORT	Completed	CDBG	\$1,823,854.09	\$1,823,854.09	\$0.00
		Project Total					\$1,823,854.09	\$1,823,854.09	\$0.00
	40	HOUSING-BASIC HOME REPAIR PROGRAM	9349	BASIC HOME REPAIR PROGRAM	Canceled	CDBG	\$0.00	\$0.00	\$0.00
			9350	BASIC HOME REPAIR PROGRAM	Canceled	CDBG	\$0.00	\$0.00	\$0.00
		Project Total					\$0.00	\$0.00	\$0.00
	41	HOUSING-SOUTH DALLAS/FAIR PARK-MINOR HOME REPAIR PROGRAM	9351	SOUTH DALLAS/FAIR PARK-MINOR HOME REPAIR PRG CD07 2887	Canceled	CDBG	\$0.00	\$0.00	\$0.00
		Project Total					\$0.00	\$0.00	\$0.00
	42	HOUSING-MINOR PLUMBING REPAIR/REPLACEMENT PROGRAM	9352	MINOR PLUMBING REPAIR/REPLACEMENT PRGM	Completed	CDBG	\$20,000.00	\$20,000.00	\$0.00
		Project Total					\$20,000.00	\$20,000.00	\$0.00
	43	HOUSING-MINOR HOME REPAIR	9359	RECONSTRUCTION/SHARE PROGRAM CD07 2894	Completed	CDBG	\$3,279,027.64	\$3,279,027.64	\$0.00
		Project Total					\$3,279,027.64	\$3,279,027.64	\$0.00
	45	HOUSING-DEDICATED SAFE II EXP. CODE INSP./CODE COMPLIANCE	9375	DED SAFE II CODE/CODE COMPLIANCE	Completed	CDBG	\$95,929.00	\$95,929.00	\$0.00
		Project Total					\$95,929.00	\$95,929.00	\$0.00
	46	HOUSING-DEDICATED SAFE II EXP. CODE INSP./FIRE DEPARTMENT	9361	DEDICATED SAFE II EXP. CODE INSP/FIRE DPT	Completed	CDBG	\$134,170.00	\$134,170.00	\$0.00
		Project Total					\$134,170.00	\$134,170.00	\$0.00
	47	HOUSING-DEDICATED SAFE II EXP. CODE INSP./POLICE DEPARTMENT	9362	DEDICATED SAFE II EXP. CODE INSP/POLICE	Completed	CDBG	\$59,413.37	\$59,413.37	\$0.00
		Project Total					\$59,413.37	\$59,413.37	\$0.00
	48	HOUSING-COMMUNITY PROSECUTION PROGRAM-NORTH OAK CLIFF	9363	COMMUNITY PROSECUTION -NORTH OAK CLIFF	Completed	CDBG	\$81,269.00	\$81,269.00	\$0.00
		Project Total					\$81,269.00	\$81,269.00	\$0.00
	49	HOUSING-NEIGHBORHOOD INVESTMENT PROGRAM/COMMUNITY PROSECUTOR	9367	NEIGHBORHOOD INVESTMENT PRGM/COMM PROSEC	Completed	CDBG	\$326,390.00	\$326,390.00	\$0.00
		Project Total					\$326,390.00	\$326,390.00	\$0.00
	50	HOUSING-NEIGHBORHOOD INVESTMENT PROGRAM/CODE COMPLIANCE	9376	N.I.P. PROGRAM/CODE COMPLIANCE	Completed	CDBG	\$162,971.82	\$162,971.82	\$0.00
		Project Total					\$162,971.82	\$162,971.82	\$0.00
	51	HOUSING-COMMUNITY PROSECUTION PROGRAM-OLD EAST DALLAS	9368	COMMUNITY PROSECUTION-OLD EAST DALLAS	Completed	CDBG	\$100,410.00	\$100,410.00	\$0.00
		Project Total					\$100,410.00	\$100,410.00	\$0.00
	52	HOUSING-COMMUNITY PROSECUTION PROGRAM-OAK LAWN	9369	COMMUNITY PROSECUTION PRGM-OAK LAWN	Completed	CDBG	\$94,248.00	\$94,248.00	\$0.00
		Project Total					\$94,248.00	\$94,248.00	\$0.00

U.S. Department of Housing and Urban Development
 Office of Community Planning and Development
 Integrated Disbursement and Information System
 List of Activities By Program Year And Project
 DALLAS, TX

Plan Year	IDIS Project	Project	IDIS Activity ID	Activity Name	Activity Status	Program	Funded Amount	Draw Amount	Balance
2007	53	HOUSING-COMMUNITY PROSECUTION PROGRAM- PLEASANT GROVE	9370	COMMUNITY PROSECUTION PRGM-PLEASANT GLOV	Completed	CDBG	\$76,913.00	\$76,913.00	\$0.00
		Project Total					\$76,913.00	\$76,913.00	\$0.00
	54	EDD-BUSINESS LOAN PROGRAM	9791	ON-TARGET SUPPLIES & LOGISTICS,LTD	Completed	CDBG	\$300,000.00	\$300,000.00	\$0.00
		Project Total					\$300,000.00	\$300,000.00	\$0.00
	55	EDD-REVOLVING BUSINESS LOAN PROGRAM/STAFF SUPPORT	9785	SDDC DIRECT DELIVERY EXP - RL PI	Completed	CDBG	\$201,376.08	\$201,376.08	\$0.00
		Project Total					\$201,376.08	\$201,376.08	\$0.00
	56	EDD-ECO. DEV. CAPACITY BUILDING FOR NON-PROFIT ORGANIZATIONS	9313	BUSINESS DEVLPMNT DIRECT PROG. DELIVERY	Canceled	CDBG	\$0.00	\$0.00	\$0.00
		Project Total					\$0.00	\$0.00	\$0.00
	57	EDD-BAC#1 GREATER DALLAS HISPANIC CHAMBER OF COMMERCE	9320	BAC#1 GRTR DALLAS HISP. CHMBR OF COMM.	Completed	CDBG	\$80,000.00	\$80,000.00	\$0.00
		Project Total					\$80,000.00	\$80,000.00	\$0.00
	58	EDD-BAC#2 INNERCITY COMMUNITY DEVELOPMENT CORPORATION (ICDC)	9325	BAC #2 INNERCITY CDC	Completed	CDBG	\$80,000.00	\$80,000.00	\$0.00
		Project Total					\$80,000.00	\$80,000.00	\$0.00
	59	EDD-BAC#3 GREATER DALLAS HISPANIC CHAMBER OF COMMERCE	9327	BAC #3 GRTR DALLAS HISP. CHMBR OF COMM.	Completed	CDBG	\$76,729.00	\$76,729.00	\$0.00
		Project Total					\$76,729.00	\$76,729.00	\$0.00
	60	EDD-BAC#4 GREATER DALLAS HISPANIC CHAMBER OF COMMERCE	9328	BAC #4 GRTR DALLAS HISP. CHMBR OF COMM.	Completed	CDBG	\$78,123.00	\$78,123.00	\$0.00
		Project Total					\$78,123.00	\$78,123.00	\$0.00
	61	EDD-BAC#5 MBA CONSULTANTS	9329	BAC #5 MBA CONSULTANTS	Completed	CDBG	\$80,000.00	\$80,000.00	\$0.00
		Project Total					\$80,000.00	\$80,000.00	\$0.00
	62	EDD-BAC#6 GREATER DALLAS ASIAN AMERICAN CHAMBER OF COMMERCE	9330	BAC#6 GRTR DALLAS ASIAN AMER CHBR OF COM	Completed	CDBG	\$76,910.97	\$76,910.97	\$0.00
		Project Total					\$76,910.97	\$76,910.97	\$0.00
	63	FAIR HOUSING-FAIR HOUSING ENFORCEMENT	9305	FAIR HOUSING ENFORCEMENT	Completed	CDBG	\$511,050.00	\$511,050.00	\$0.00
		Project Total					\$511,050.00	\$511,050.00	\$0.00
	64	P/P/OVERSIGHT-CONSOLIDATED PLAN/CITIZEN PART. & CDC SUPPORT	9308	CONSOLIDATED PLAN/CITIZEN PART & CDC SUP	Completed	CDBG	\$643,439.00	\$643,439.00	\$0.00
		Project Total					\$643,439.00	\$643,439.00	\$0.00
	65	P/P/OVERSIGHT-GRANT COMPLIANCE/MONITORING	9310	GRANT COMPLIANCE	Completed	CDBG	\$700,103.66	\$700,103.66	\$0.00
		Project Total					\$700,103.66	\$700,103.66	\$0.00
	66	P/P/OVERSIGHT-ENVIRONMENTAL HEALTH CONTRACT MONITORING	9312	ENVIRONMENTAL HEALTH CONTRACT MONITORING	Completed	CDBG	\$442,672.00	\$442,672.00	\$0.00
		Project Total					\$442,672.00	\$442,672.00	\$0.00

U.S. Department of Housing and Urban Development
 Office of Community Planning and Development
 Integrated Disbursement and Information System
 List of Activities By Program Year And Project
 DALLAS, TX

Plan Year	IDIS Project	Project	IDIS Activity ID	Activity Name	Activity Status	Program	Funded Amount	Draw Amount	Balance
2007	67	P/P/OVERSIGHT-HOUSING MANAGEMENT SUPPORT	9314	HOUSING MANAGEMENT SUPPORT	Completed	CDBG	\$748,210.91	\$748,210.91	\$0.00
		Project Total					\$748,210.91	\$748,210.91	\$0.00
	68	P/P/OVERSIGHT-CODE COMPLIANCE MANAGEMENT SUPPORT	9377	CODE COMPLIANCE MANAGEMENT SUPPORT	Completed	CDBG	\$77,563.00	\$77,563.00	\$0.00
		Project Total					\$77,563.00	\$77,563.00	\$0.00
	69	P/P/OVERSIGHT-ECONOMIC DEVELOPMENT PROGRAM SUPPORT	9316	ECONOMIC DEVELOPMENT PROGRAM SUPPORT	Completed	CDBG	\$189,557.89	\$189,557.89	\$0.00
		Project Total					\$189,557.89	\$189,557.89	\$0.00
	70	P/P/OVERSIGHT-PARKS AND RECREATION	9317	PARKS AND RECREATION	Completed	CDBG	\$62,671.00	\$62,671.00	\$0.00
		Project Total					\$62,671.00	\$62,671.00	\$0.00
	71	P/P/OVERSIGHT-COMM. PROSECUTION/COURT MANAGEMENT PRG. SUPPT.	9319	COMMUNITY PROSECUTION MGMT PROGRAM	Completed	CDBG	\$139,316.00	\$139,316.00	\$0.00
		Project Total					\$139,316.00	\$139,316.00	\$0.00
	72	P/P/OVERSIGHT-NEIGHBORHOOD INVESTMENT PROGRAM-SUPPORT	9321	NEIGHBORHOOD INVESTMENT PROGRAM-SUPPORT	Completed	CDBG	\$8,900.00	\$8,900.00	\$0.00
		Project Total					\$8,900.00	\$8,900.00	\$0.00
	77	HOME-MORTGAGE ASSISTANCE PROGRAM	9526	2021 KRAFT	Canceled	CDBG	\$0.00	\$0.00	\$0.00
			9821	6704 MATTNEY CIRCLE	Open	CDBG	\$0.00	\$0.00	\$0.00
		Project Total					\$0.00	\$0.00	\$0.00
	78	HOME-REPLACEMENT HOUSING/S.H.A.R.E	9795	4034 KOSTNER	Canceled	CDBG	\$0.00	\$0.00	\$0.00
		Project Total					\$0.00	\$0.00	\$0.00
	81	ADDI-AMERICAN DREAM DOWN-PAYMENT INITIATIVE PROGRAM	9499	4815 ZELAND	Canceled	CDBG	\$0.00	\$0.00	\$0.00
		Project Total					\$0.00	\$0.00	\$0.00
	102	HOUSING CRISIS CENTER	9400	HOUSING CRISIS CENTER - ESSENTIAL	Open	CDBG	\$0.00	\$0.00	\$0.00
		Project Total					\$0.00	\$0.00	\$0.00
	125	HOME - CITY TENANT BASED RENTAL ASSISTANCE	9431	TENANT BASED RENTAL ASSISTANCE	Open	CDBG	\$0.00	\$0.00	\$0.00
		Project Total					\$0.00	\$0.00	\$0.00
	131	PI-NEIGHBORHOOD INVESTMENT PROGRAM INFRASTRUCTURE	9771	NIP INFRASTRUCTURE	Open	CDBG	\$925,000.00	\$765,722.34	\$159,277.66
		Project Total					\$925,000.00	\$765,722.34	\$159,277.66
	Program Total					CDBG	\$18,678,314.46	\$18,519,036.80	\$159,277.66
	2007 Total						\$18,678,314.46	\$18,519,036.80	\$159,277.66
2008	1	PS-AFRICAN AMERICAN MUSEUM YOUTH ENRICHMENT PROGRAM	9822	AFRICAN AMERICAN MUSEUM YOUTH ENRICHMENT	Completed	CDBG	\$46,000.00	\$46,000.00	\$0.00
		Project Total					\$46,000.00	\$46,000.00	\$0.00

U.S. Department of Housing and Urban Development
 Office of Community Planning and Development
 Integrated Disbursement and Information System
 List of Activities By Program Year And Project
 DALLAS, TX

Plan Year	IDIS Project	Project	IDIS Activity ID	Activity Name	Activity Status	Program	Funded Amount	Draw Amount	Balance
2008	2	PS-AFTER-SCHOOL/SUMMER OUTREACH PROGRAM-ELE. SCHOOL SITES	9823	AFTER-SCHOOL/SUMMER OUTREACH PROGRAM	Completed	CDBG	\$437,977.00	\$437,977.00	\$0.00
		Project Total					\$437,977.00	\$437,977.00	\$0.00
	3	PS-AFTER-SCHOOL/SUMMER OUTREACH PROGRAM-COMM. CENTER SITES	9824	AFTER-SCHOOL/SUMMER OUTREACH PROGRAM	Completed	CDBG	\$104,794.00	\$104,794.00	\$0.00
		Project Total					\$104,794.00	\$104,794.00	\$0.00
	4	PS-CHILD CARE SERVICES PROGRAM	9825	CHILD CARE SERVICES PROGRAM	Completed	CDBG	\$210,145.35	\$210,145.35	\$0.00
		Project Total					\$210,145.35	\$210,145.35	\$0.00
	5	PS-CITY CHILD CARE SERVICES PROGRAM	9827	CITY CHILD CARE SERVICES	Completed	CDBG	\$290,265.95	\$290,265.95	\$0.00
		Project Total					\$290,265.95	\$290,265.95	\$0.00
	6	PS-ARTS EDUCATION PROGRAM	9830	ARTS EDUCATION PROGRAM	Completed	CDBG	\$16,000.00	\$16,000.00	\$0.00
		Project Total					\$16,000.00	\$16,000.00	\$0.00
	7	PS-SUMMER YOUTH PROGRAM	9833	SUMMER YOUTH PROGRAM	Completed	CDBG	\$56,083.12	\$56,083.12	\$0.00
		Project Total					\$56,083.12	\$56,083.12	\$0.00
	8	PS-ADOLESCENT SUBSTANCE ABUSE-INPATIENT	9834	ADOLESCENT SUBSTANCE ABUSE-INPATIENT	Completed	CDBG	\$65,000.00	\$65,000.00	\$0.00
		Project Total					\$65,000.00	\$65,000.00	\$0.00
	9	PS-CLINICAL DENTAL CARE PROGRAM	9836	CLINICAL DENTAL CARE PROGRAM	Completed	CDBG	\$200,000.00	\$200,000.00	\$0.00
		Project Total					\$200,000.00	\$200,000.00	\$0.00
	10	PS-CITY GERIATRIC HEALTH	9839	CITY GERIATRIC HEALTH	Completed	CDBG	\$115,487.00	\$115,487.00	\$0.00
		Project Total					\$115,487.00	\$115,487.00	\$0.00
	11	PS-CITY CRISIS INTERVENTION	9841	CITY CRISIS INTERVENTION	Completed	CDBG	\$130,384.00	\$130,384.00	\$0.00
		Project Total					\$130,384.00	\$130,384.00	\$0.00
	12	PS-CITY OFFICE OF SENIOR AFFAIRS	9844	CITY OFFICE OF SENIOR AFFAIRS	Completed	CDBG	\$155,912.51	\$155,912.51	\$0.00
		Project Total					\$155,912.51	\$155,912.51	\$0.00
	13	PS-SENIOR SERVICES PROGRAM	9846	SENIOR SERVICES PROGRAM	Completed	CDBG	\$85,000.00	\$85,000.00	\$0.00
		Project Total					\$85,000.00	\$85,000.00	\$0.00
	14	PS-TEMPORARY EMERGENCY HOUSING	9847	TEMPORARY EMERGENCY HOUSING	Completed	CDBG	\$25,000.00	\$25,000.00	\$0.00
		Project Total					\$25,000.00	\$25,000.00	\$0.00
	15	PS-TEEN VIOLENCE-VICTIM OUTREACH	9858	TEEN VIOLENCE-VICTIM OUTREACH	Completed	CDBG	\$31,000.00	\$31,000.00	\$0.00
		Project Total					\$31,000.00	\$31,000.00	\$0.00
	16	PS-HOMELESS OUTREACH	9860	HOMELESS OUTREACH	Completed	CDBG	\$118,198.33	\$118,198.33	\$0.00
		Project Total					\$118,198.33	\$118,198.33	\$0.00
	17	PS-OFFENDER RE-ENTRY PROGRAM (ATT)	9862	OFFENDER RE-ENTRY PROGRAM (ATT)	Completed	CDBG	\$77,531.00	\$77,531.00	\$0.00
		Project Total					\$77,531.00	\$77,531.00	\$0.00
	18	PS-OFFENDER RE-ENTRY PROGRAM (EHS)	9864	OFFENDER RE-ENTRY PROGRAM (EHS)	Completed	CDBG	\$101,224.77	\$101,224.77	\$0.00
		Project Total					\$101,224.77	\$101,224.77	\$0.00
	19	PS-PARENTING AND EARLY CHILDHOOD DEVELOPMENT	9867	PARENTING & EARLY CHILDHOOD DEVELOPMENT	Completed	CDBG	\$25,000.00	\$25,000.00	\$0.00

U.S. Department of Housing and Urban Development
 Office of Community Planning and Development
 Integrated Disbursement and Information System
 List of Activities By Program Year And Project
 DALLAS, TX

Plan Year	IDIS Project	Project	IDIS Activity ID	Activity Name	Activity Status	Program	Funded Amount	Draw Amount	Balance
2008	19	Project Total					\$25,000.00	\$25,000.00	\$0.00
	20	PS-SOUTH DALLAS/FAIR PARK COMMUNITY COURT	9870	SOUTH DALLAS/FAIR PARK COMMUNITY COURT	Completed	CDBG	\$294,983.86	\$294,983.86	\$0.00
		Project Total					\$294,983.86	\$294,983.86	\$0.00
	21	PS-COMMUNITY YOUTH AND SENIOR PROGRAM (WEST OAK CLIFF)	9872	COMMUNITY YOUTH AND SENIOR PROGRAM (WOC)	Completed	CDBG	\$26,000.00	\$26,000.00	\$0.00
		Project Total					\$26,000.00	\$26,000.00	\$0.00
	22	HOUSING-RELOCATION ASSISTANCE	9873	RELOCATION ASSISTANCE	Completed	CDBG	\$499,852.81	\$499,852.81	\$0.00
		Project Total					\$499,852.81	\$499,852.81	\$0.00
	23	HOUSING-HOUSING DEVELOPMENT SUPPORT	9874	HOUSING DEVELOPMENT SUPPORT	Completed	CDBG	\$1,011,762.14	\$1,011,762.14	\$0.00
		Project Total					\$1,011,762.14	\$1,011,762.14	\$0.00
	24	HOUSING-MORTGAGE ASSISTANCE PROGRAM (MINOR REPAIR)	9875	MORTGAGE ASSISTANCE PROGRAM MINOR REPAIR CD08/301A	Completed	CDBG	\$300,000.00	\$300,000.00	\$0.00
		Project Total					\$300,000.00	\$300,000.00	\$0.00
	25	HOUSING-HOUSING SERVICES PROGRAM	9876	HOUSING SERVICES PROGRAM	Completed	CDBG	\$100,000.00	\$100,000.00	\$0.00
		Project Total					\$100,000.00	\$100,000.00	\$0.00
	26	HOUSING-RESIDENTIAL DEVELOPMENT ACQUISITION LOAN PROGRAM	9877	HOUSING RDALP CD08 297A	Completed	CDBG	\$575,329.43	\$575,329.43	\$0.00
		Project Total					\$575,329.43	\$575,329.43	\$0.00
	27	HOUSING-HOUSING ASSISTANCE SUPPORT	9878	HOUSING ASSISTANCE SUPPORT	Completed	CDBG	\$1,860,823.96	\$1,860,823.96	\$0.00
		Project Total					\$1,860,823.96	\$1,860,823.96	\$0.00
	28	HOUSING-MAJOR SYSTEMS REPAIR PROGRAM	5754	MINOR HOME REPAIR PROGAM 0R02 2431	Completed	CDBG	\$1,100,000.00	\$1,100,000.00	\$0.00
			9360	MAJOR SYSTEMS REPAIR PROGRAM CD07 2895	Completed	CDBG	\$1,230,715.56	\$1,230,715.56	\$0.00
		Project Total					\$2,330,715.56	\$2,330,715.56	\$0.00
	29	HOUSING-SOUTH DALLAS/FAIR PARK MAJOR SYSTEMS REPAIR PROGRAM	9880	SOUTH DALLAS/FAIR PARK MAJOR SYSTEMS R P CD08 296A	Completed	CDBG	\$58,577.63	\$58,577.63	\$0.00
		Project Total					\$58,577.63	\$58,577.63	\$0.00
	30	HOUSING-MINOR PLUMBING REPAIR/REPLACEMENT PROGRAM	9881	MINOR PLUMBING REPAIR/REPLACEMENT PROG.	Completed	CDBG	\$30,000.00	\$30,000.00	\$0.00
		Project Total					\$30,000.00	\$30,000.00	\$0.00
	31	HOUSING-RECONSTRUCTION/SHARE PROGRAM	9882	RECONSTRUCTIN/SHARE PROGRAM CD08 304A	Open	CDBG	\$2,281,740.00	\$2,264,577.49	\$17,162.51
			9883	RECONSTRUCTION/SHARE PROGRAM, 07RP 305A	Completed	CDBG	\$1,314,333.53	\$1,314,333.53	\$0.00
			10174	RECONSTRUCTION/SHARE (REPROGRAMMING) 08R3 377A	Completed	CDBG	\$19,393.16	\$19,393.16	\$0.00
			10175	RECONSTRUCTION/SHARE (REPROGRAMMING) 08R3 378A	Completed	CDBG	\$335,554.27	\$335,554.27	\$0.00
		Project Total					\$3,951,020.96	\$3,933,858.45	\$17,162.51
	32	HOUSING-DEDICATED SAFE II EXP. CODE INSPEC./CODE COMPLIANCE	9826	DEDICATED SAFELL EXPANSION CODE INSPECT	Completed	CDBG	\$52,790.01	\$52,790.01	\$0.00

U.S. Department of Housing and Urban Development
 Office of Community Planning and Development
 Integrated Disbursement and Information System
 List of Activities By Program Year And Project
 DALLAS, TX

Plan Year	IDIS Project	Project	IDIS Activity ID	Activity Name	Activity Status	Program	Funded Amount	Draw Amount	Balance
2008	32	Project Total					\$52,790.01	\$52,790.01	\$0.00
	33	HOUSING-DEDICATED SAFE II EXPAN. CODE INSPECTION/FIRE DEPT.	9828	DEDICATED SAFE II EXPANSION CODE INSPECT	Completed	CDBG	\$89,228.75	\$89,228.75	\$0.00
		Project Total					\$89,228.75	\$89,228.75	\$0.00
	34	HOUSING-DEDICATED SAFE II EXPAN. CODE INSPEC./POLICE DEPT.	9829	DEDICATED SAFE II EXPANSION CODE INSPECT	Completed	CDBG	\$60,336.83	\$60,336.83	\$0.00
		Project Total					\$60,336.83	\$60,336.83	\$0.00
	35	HOUSING-NEIGHBORHOOD INVESTMENT PROGRAM/CODE COMPLIANCE	9831	NEIGHBORHOOD INVESTMENT PROGRAM - CCS	Completed	CDBG	\$166,121.00	\$166,121.00	\$0.00
		Project Total					\$166,121.00	\$166,121.00	\$0.00
	36	HOUSING-NEIGHBORHOOD INVESTMENT PROGRAM/COMMUNITY PROSECUTOR	9832	NEIGHBORHOOD INVESTMENT PROG/COMM PROSEC	Completed	CDBG	\$202,155.98	\$202,155.98	\$0.00
			9835	NEIGHBORHOOD INVESTMENT PROG/COMM PROSEC	Canceled	CDBG	\$0.00	\$0.00	\$0.00
		Project Total					\$202,155.98	\$202,155.98	\$0.00
	37	HOUSING-COMMUNITY PROSECUTION PROGRAM-NORTH OAK CLIFF	9837	COMMUNITY PROSECUTION PROGRAM-NORTH OC	Completed	CDBG	\$72,723.33	\$72,723.33	\$0.00
			9838	COMMUNITY PROSECUTORS PROG-NORTH OAK CLI	Canceled	CDBG	\$0.00	\$0.00	\$0.00
		Project Total					\$72,723.33	\$72,723.33	\$0.00
	38	HOUSING-COMMUNITY PROSECUTION PROGRAM-OAK LAWN	9840	COMMUNITY PROSECUTION PROGRAM -OAK LAWN	Completed	CDBG	\$75,623.04	\$75,623.04	\$0.00
			9842	COMMUNITY PROSECUTION PROG- OAK LAWN CCS	Canceled	CDBG	\$0.00	\$0.00	\$0.00
		Project Total					\$75,623.04	\$75,623.04	\$0.00
	39	HOUSING-COMMUNITY PROSECUTION PROGRAM- OLD EAST DALLAS	9843	COMMUNITY PROSECUTION PROGRAM- OLD EAST	Completed	CDBG	\$76,565.90	\$76,565.90	\$0.00
			9845	COMMUNITY PROSECUTION PROG-OLD EAST DLS	Canceled	CDBG	\$0.00	\$0.00	\$0.00
		Project Total					\$76,565.90	\$76,565.90	\$0.00
	40	HOUSING-COMMUNITY PROSECUTION PROGRAM- PLEASANT GROVE	9848	COMMUNITY PROSECUTION PROG-PLEASANT GRVE	Completed	CDBG	\$76,323.43	\$76,323.43	\$0.00
			9849	COMMUNITY PROSECUTORS PROG- PLEASANT GRV	Canceled	CDBG	\$0.00	\$0.00	\$0.00
		Project Total					\$76,323.43	\$76,323.43	\$0.00
	41	HOUSING-COMMUNITY PROSECUTION PROGRAM-SOUTH CENTRAL	9850	COMMUNITY PROSECUTION PROG-SOUTH CENTRAL	Completed	CDBG	\$54,683.28	\$54,683.28	\$0.00
		Project Total					\$54,683.28	\$54,683.28	\$0.00
	42	HOUSING-COMMUNITY PROSECUTION PROGRAM-SOUTH EAST	9851	COMMUNITY PROSECUTION PROG-SOUTH EAST	Completed	CDBG	\$61,221.02	\$61,221.02	\$0.00
		Project Total					\$61,221.02	\$61,221.02	\$0.00
	43	HOUSING-NEIGHBORHOOD ENHANCEMENT PROGRAM (NEP)	9852	NEIGHBORHOOD ENHANCEMENT PROGRAM (NEP)	Open	CDBG	\$250,000.00	\$240,086.66	\$9,913.34

U.S. Department of Housing and Urban Development
 Office of Community Planning and Development
 Integrated Disbursement and Information System
 List of Activities By Program Year And Project
 DALLAS, TX

Plan Year	IDIS Project	Project	IDIS Activity ID	Activity Name	Activity Status	Program	Funded Amount	Draw Amount	Balance
2008	43	Project Total					\$250,000.00	\$240,086.66	\$9,913.34
	44	ECO-BUSINESS LOAN PROGRAM	9789	RICHARD HERNANDEZ DBA FOOTGEAR	Completed	CDBG	\$75,000.00	\$75,000.00	\$0.00
			9923	TIZOC'S INC. /DBA INTL LANGUAGE & MRKTG	Completed	CDBG	\$65,000.00	\$65,000.00	\$0.00
			10117	ELAINE'S KITCHEN	Completed	CDBG	\$72,850.00	\$72,850.00	\$0.00
			10149	CF&H CORP DBA SOUTH DALLAS NURSING	Completed	CDBG	\$240,000.00	\$240,000.00	\$0.00
		Project Total					\$452,850.00	\$452,850.00	\$0.00
	45	ECO-BUSINESS LOAN PROGRAM/STAFF SUPPORT	10148	SDDC PROGRAM DELIVERY EXPENSES-RL PI	Completed	CDBG	\$216,341.37	\$216,341.37	\$0.00
		Project Total					\$216,341.37	\$216,341.37	\$0.00
	46	ECO-BUSINESS ASSISTANCE CENTER PROGRAM	9853	BUSINESS ASSISTANCE CENTER PROGRAM	Canceled	CDBG	\$0.00	\$0.00	\$0.00
		Project Total					\$0.00	\$0.00	\$0.00
	47	ECO-BUSINESS ASSISTANCE CENTER PROGRAM	9983	BAC#1 GREATER DALLAS HISPANIC CHAMBER	Completed	CDBG	\$80,000.00	\$80,000.00	\$0.00
			9984	BAC#2 INNERCITY COMMUNITY DEVELOPMENT CO	Completed	CDBG	\$73,664.19	\$73,664.19	\$0.00
			9985	BAC#3 GREATER HISPANIC CHAMBER (W.DLS)	Completed	CDBG	\$80,000.00	\$80,000.00	\$0.00
			9986	BAC#4 GREATER HISPANIC CHAMBER (SUNSET)	Completed	CDBG	\$80,000.00	\$80,000.00	\$0.00
			9987	BAC#5 MBA CONSULTANTS, INC.	Completed	CDBG	\$80,000.00	\$80,000.00	\$0.00
			9988	BAC#6 GREATER DALLAS ASIAN CHAMBER MULTI	Completed	CDBG	\$80,000.00	\$80,000.00	\$0.00
		Project Total					\$473,664.19	\$473,664.19	\$0.00
	48	PI-NEIGHBORHOOD STREET IMPROVEMENT PETITION GRANT	9854	NEIGHBORHOOD STREET IMPROVEMENT PETITION	Completed	CDBG	\$50,000.00	\$50,000.00	\$0.00
		Project Total					\$50,000.00	\$50,000.00	\$0.00
	49	PI-SIDEWALK IMPROVEMENT PROGRAM	9855	SIDEWALK IMPROVEMENT PROGRAM	Completed	CDBG	\$119,253.00	\$119,253.00	\$0.00
		Project Total					\$119,253.00	\$119,253.00	\$0.00
	50	PI-NEIGHBORHOOD INVESTMENT PROGRAM- INFRASTRUCTURE	9856	NEIGHBORHOOD INVESTMENT PROGRAM - INFRAS	Open	CDBG	\$678,971.00	\$645,028.39	\$33,942.61
		Project Total					\$678,971.00	\$645,028.39	\$33,942.61
	51	FAIR HOUSING-FAIR HOUSING ENFORCEMENT	9857	FAIR HOUSING ENFORCEMENT	Completed	CDBG	\$428,153.00	\$428,153.00	\$0.00
		Project Total					\$428,153.00	\$428,153.00	\$0.00
	52	P/P/O-CONSOLIDATED PLAN/CITIZEN PARTICIPATION & CDC SUPPORT	9859	PLANNING /PROGRAM/OVERSIGHT	Completed	CDBG	\$610,828.00	\$610,828.00	\$0.00
		Project Total					\$610,828.00	\$610,828.00	\$0.00
	53	P/P/O-GRANT COMPLIANCE	9861	GRAND COMPLIANCE	Completed	CDBG	\$668,485.66	\$668,485.66	\$0.00
		Project Total					\$668,485.66	\$668,485.66	\$0.00
	54	P/P/O/-ENVIRONMENTAL & HEALTH CONTRACT MONITORING	9863	HEALTH CONTRACT MONITORING - EHS	Completed	CDBG	\$397,650.29	\$397,650.29	\$0.00
		Project Total					\$397,650.29	\$397,650.29	\$0.00
	55	P/P/O-HOUSING MANAGEMENT SUPPORT	9865	HOUSING MANAGEMENT SUPPORT - HOU	Completed	CDBG	\$686,891.90	\$686,891.90	\$0.00
		Project Total					\$686,891.90	\$686,891.90	\$0.00
	56	P/P/O-RELOCATION MANAGEMENT	9866	RELOCATION ASSISTANCE MANAGEMENT SUPPORT	Completed	CDBG	\$57,362.00	\$57,362.00	\$0.00

U.S. Department of Housing and Urban Development
 Office of Community Planning and Development
 Integrated Disbursement and Information System
 List of Activities By Program Year And Project
 DALLAS, TX

Plan Year	IDIS Project	Project	IDIS Activity ID	Activity Name	Activity Status	Program	Funded Amount	Draw Amount	Balance
2008	56	Project Total					\$57,362.00	\$57,362.00	\$0.00
	57	P/P/O-ECONOMIC DEVELOPMENT	9868	ECONOMIC DEVELOPMENT -PPO	Completed	CDBG	\$192,056.00	\$192,056.00	\$0.00
		Project Total					\$192,056.00	\$192,056.00	\$0.00
	58	P/P/O-PARKS AND RECREATION	9869	PARKS AND RECREATION - PPO	Completed	CDBG	\$64,119.00	\$64,119.00	\$0.00
		Project Total					\$64,119.00	\$64,119.00	\$0.00
	59	P/P/O-CAO PROSECUTION MANAGEMENT/OVERSIGHT/SUPPORT	9871	CITY ATTORNEY COMMUNITY PROSECUTION MANA	Completed	CDBG	\$148,833.52	\$148,833.52	\$0.00
		Project Total					\$148,833.52	\$148,833.52	\$0.00
	60	HOME/HOUSING ACTIVITY-CHDO DEVELOPMENT LOANS	9908	3413 MARYLAND AVENUE	Canceled	CDBG	\$0.00	\$0.00	\$0.00
			10007	3721 MCBROOM STREET	Canceled	CDBG	\$0.00	\$0.00	\$0.00
			10008	3164 OBANNON STREET	Canceled	CDBG	\$0.00	\$0.00	\$0.00
			10009	7732 ARKAN PARKWAY	Canceled	CDBG	\$0.00	\$0.00	\$0.00
			10010	2810 QUANAH	Canceled	CDBG	\$0.00	\$0.00	\$0.00
		Project Total					\$0.00	\$0.00	\$0.00
	61	HOME/HOUSING ACTIVITY-CHDO OPERATING ASSISTANCE	10204	SCAMMEL/PLEASANT OAKS DEVELOPMENT PROJEC	Canceled	CDBG	\$0.00	\$0.00	\$0.00
		Project Total					\$0.00	\$0.00	\$0.00
	62	HOME/HOUSING ACTIVITY-PROGRAM ADMINISTRATION	10046	HOME PROGRAM ADMINISTRATION	Open	CDBG	\$0.00	\$0.00	\$0.00
		Project Total					\$0.00	\$0.00	\$0.00
	64	HOME/HOUSING ACTIVITY-MORTGAGE ASSISTANCE PROGRAM	10301	4204 MOLER STREET	Completed	CDBG	\$0.00	\$0.00	\$0.00
			10533	4108 SHORELINE DRIVE	Completed	CDBG	\$0.00	\$0.00	\$0.00
			10535	2024 CLEARVIEW CIRCLE	Completed	CDBG	\$0.00	\$0.00	\$0.00
		Project Total					\$0.00	\$0.00	\$0.00
	65	HOME/HOUSING ACTIVITY-RECONSTRUCTION/SHARE	10000	4313 SCURRY STREET	Canceled	CDBG	\$0.00	\$0.00	\$0.00
		Project Total					\$0.00	\$0.00	\$0.00
	68	ADDI/HOUSING ACTIVITY-AMERICAN DREAM DOWN-PAYMENT INITIATIVE	10076	3647 ELISE WAY	Canceled	CDBG	\$0.00	\$0.00	\$0.00
			10077	3007 DORRIS STREET	Canceled	CDBG	\$0.00	\$0.00	\$0.00
			10078	4603 PHILIP AVENUE	Canceled	CDBG	\$0.00	\$0.00	\$0.00
			10079	4802 JOSEPH WILEY STREET	Canceled	CDBG	\$0.00	\$0.00	\$0.00
			10080	4720 JOSEPH WILEY	Canceled	CDBG	\$0.00	\$0.00	\$0.00
			10081	6207 MISTY WOOD DRIVE	Canceled	CDBG	\$0.00	\$0.00	\$0.00
			10082	9643 ALTACREST DRIVE	Canceled	CDBG	\$0.00	\$0.00	\$0.00
		Project Total					\$0.00	\$0.00	\$0.00
	70	ESG/PS ACTIVITY-CONTRACTS-FACILITY OPERATIONS	10218	Public Facilities	Open	CDBG	\$0.00	\$0.00	\$0.00
		Project Total					\$0.00	\$0.00	\$0.00

U.S. Department of Housing and Urban Development
 Office of Community Planning and Development
 Integrated Disbursement and Information System
 List of Activities By Program Year And Project
 DALLAS, TX

Plan Year	IDIS Project	Project	IDIS Activity ID	Activity Name	Activity Status	Program	Funded Amount	Draw Amount	Balance
2008	87	HOUSING-COMMUNITY PROSECUTION PROGRAM-CODE	9884	COMMUNITY PROSECUTION PROGRAM - CODE	Completed	CDBG	\$245,975.52	\$245,975.52	\$0.00
		Project Total					\$245,975.52	\$245,975.52	\$0.00
	118	NEIGHBORHOOD STREET IMPROVEMENT PETITION GRANT	10112	NEIGHBORHOOD STREET IMPROVEMENT PETITION	Completed	CDBG	\$55,450.00	\$55,450.00	\$0.00
		Project Total					\$55,450.00	\$55,450.00	\$0.00
	119	SIDEWALK IMPROVEMENT PROGRAM	10113	SIDEWALK IMPROVEMENT PROGRAM	Completed	CDBG	\$115,549.11	\$115,549.11	\$0.00
		Project Total					\$115,549.11	\$115,549.11	\$0.00
	120	HISPANIC CONTRACTORS BAC#7	10114	HISPANIC CONTRACTORS BAC#7	Completed	CDBG	\$36,970.00	\$36,970.00	\$0.00
		Project Total					\$36,970.00	\$36,970.00	\$0.00
		Program Total				CDBG	\$20,267,245.51	\$20,206,227.05	\$61,018.46
		2008 Total					\$20,267,245.51	\$20,206,227.05	\$61,018.46
2009	1	African American Museum Youth Enrichment Program	10342	African American Museum Youth Enrichment Program	Completed	CDBG	\$46,000.00	\$46,000.00	\$0.00
		Project Total					\$46,000.00	\$46,000.00	\$0.00
	2	After-School Programs-Elementary Schools & Community Centers	10388	After School/Summer Outreach Program-Elementary School Sites	Completed	CDBG	\$437,977.00	\$437,977.00	\$0.00
		Project Total					\$437,977.00	\$437,977.00	\$0.00
	3	After-School/Summer Outreach Program-Community Center Sites	10346	After-School/SummerOutreach Program-Community Center Sites	Completed	CDBG	\$104,815.00	\$104,815.00	\$0.00
		Project Total					\$104,815.00	\$104,815.00	\$0.00
	4	Child Care Services Program	10452	Boys & Girls Club of Greater Dallas	Completed	CDBG	\$35,500.00	\$35,500.00	\$0.00
			10453	Neighborhood Service Council	Completed	CDBG	\$24,999.84	\$24,999.84	\$0.00
			10454	Open Arms	Completed	CDBG	\$40,865.00	\$40,865.00	\$0.00
			10455	Park South YMCA	Completed	CDBG	\$33,196.50	\$33,196.50	\$0.00
			10456	Vogel Alcove	Completed	CDBG	\$43,985.00	\$43,985.00	\$0.00
			10515	Low Birth Weight Development Center	Completed	CDBG	\$37,500.00	\$37,500.00	\$0.00
		Project Total					\$216,046.34	\$216,046.34	\$0.00
	5	City Child Care Services	10355	City Child Care Services	Completed	CDBG	\$325,000.00	\$325,000.00	\$0.00
		Project Total					\$325,000.00	\$325,000.00	\$0.00
	6	Arts Education Program	10389	Arts Education Program	Completed	CDBG	\$16,000.00	\$16,000.00	\$0.00
		Project Total					\$16,000.00	\$16,000.00	\$0.00
	7	Summer Youth Program	10387	Summer Youth Program	Completed	CDBG	\$56,131.00	\$56,131.00	\$0.00
		Project Total					\$56,131.00	\$56,131.00	\$0.00
	8	Adolescent Substance Abuse-Inpatient	10358	PHOENIX HOUSES OF TEXAS (THE)	Completed	CDBG	\$65,000.00	\$65,000.00	\$0.00
		Project Total					\$65,000.00	\$65,000.00	\$0.00
	9	Clinical Dental Care Program	10390	Clinical Dental Care Program	Completed	CDBG	\$200,000.00	\$200,000.00	\$0.00
		Project Total					\$200,000.00	\$200,000.00	\$0.00
	10	Geriatric Health Services	10398	Geriatric Health Services	Completed	CDBG	\$116,759.78	\$116,759.78	\$0.00

U.S. Department of Housing and Urban Development
 Office of Community Planning and Development
 Integrated Disbursement and Information System
 List of Activities By Program Year And Project
 DALLAS, TX

Plan Year	IDIS Project	Project	IDIS Activity ID	Activity Name	Activity Status	Program	Funded Amount	Draw Amount	Balance
2009	10	Project Total					\$116,759.78	\$116,759.78	\$0.00
	12	City Office of Senior Affairs	10361	City Office of Senior Affairs	Completed	CDBG	\$154,884.54	\$154,884.54	\$0.00
		Project Total					\$154,884.54	\$154,884.54	\$0.00
	13	Senior Services Program	10457	LaVoz Del Anciano	Completed	CDBG	\$22,826.00	\$22,826.00	\$0.00
			10458	Senior Citizens of Greater Dallas	Completed	CDBG	\$40,333.00	\$40,333.00	\$0.00
			10459	Calumet Community Center Inc.	Completed	CDBG	\$21,216.00	\$21,216.00	\$0.00
		Project Total					\$84,375.00	\$84,375.00	\$0.00
	14	Temporary Emergency Housing	10386	Temporary Emergency Housing	Completed	CDBG	\$14,295.73	\$14,295.73	\$0.00
		Project Total					\$14,295.73	\$14,295.73	\$0.00
	15	Teen Violence-Victim Outreach	10362	Teen Violence Victim Outreach	Completed	CDBG	\$30,999.82	\$30,999.82	\$0.00
		Project Total					\$30,999.82	\$30,999.82	\$0.00
	17	Offender Re-Entry Program (ATT)	10385	Offender Re-entry Program (ATT)	Completed	CDBG	\$71,956.46	\$71,956.46	\$0.00
		Project Total					\$71,956.46	\$71,956.46	\$0.00
	18	Offender Re-entry Program (HOU)	10363	Offender Re-entry Program (HOU)	Completed	CDBG	\$110,999.40	\$110,999.40	\$0.00
		Project Total					\$110,999.40	\$110,999.40	\$0.00
	19	Parenting and Early Childhood Development	10391	AVANCE	Completed	CDBG	\$25,000.00	\$25,000.00	\$0.00
			10881	AVANCE	Canceled	CDBG	\$0.00	\$0.00	\$0.00
		Project Total					\$25,000.00	\$25,000.00	\$0.00
	20	South Dallas/Fair Park Community Court	10383	South Dallas/Fair Park Community Court	Completed	CDBG	\$327,156.77	\$327,156.77	\$0.00
		Project Total					\$327,156.77	\$327,156.77	\$0.00
	21	Small Business Development Training & Mentoring	10324	Small Business Development Training & Mentoring	Canceled	CDBG	\$0.00	\$0.00	\$0.00
			10513	Small Business Development Training&Mentoring	Completed	CDBG	\$39,597.05	\$39,597.05	\$0.00
		Project Total					\$39,597.05	\$39,597.05	\$0.00
	22	Relocation Assistance	10392	Relocation Assistance	Completed	CDBG	\$119,286.60	\$119,286.60	\$0.00
		Project Total					\$119,286.60	\$119,286.60	\$0.00
	23	Housing Development Support	10382	Housing Development Support	Completed	CDBG	\$1,017,322.91	\$1,017,322.91	\$0.00
		Project Total					\$1,017,322.91	\$1,017,322.91	\$0.00
	24	Mortgage Assistance Program	10364	Mortgage Assistance Program CD09 643B	Completed	CDBG	\$1,870,000.00	\$1,870,000.00	\$0.00
		Project Total					\$1,870,000.00	\$1,870,000.00	\$0.00
	25	Mortgage Assistance Program-Minor Repair	10393	Mortgage Assistance Program (Minor Repair) CD09 644B	Completed	CDBG	\$300,000.00	\$300,000.00	\$0.00
		Project Total					\$300,000.00	\$300,000.00	\$0.00
	26	Housing Services Program	10381	Housing Services Program	Open	CDBG	\$100,000.00	\$100,000.00	\$0.00
		Project Total					\$100,000.00	\$100,000.00	\$0.00
	27	Residential Development Acquisition Loan Program	10514	Residential Development Acquisition Loan Program-ECB	Open	CDBG	\$701,231.40	\$701,231.40	\$0.00
		Project Total					\$701,231.40	\$701,231.40	\$0.00
	28	Community Based Development Organization (CBDO)	10532	Community Based Development Organization (CBDO)	Open	CDBG	\$700,000.00	\$631,632.47	\$68,367.53

U.S. Department of Housing and Urban Development
 Office of Community Planning and Development
 Integrated Disbursement and Information System
 List of Activities By Program Year And Project
 DALLAS, TX

Plan Year	IDIS Project	Project	IDIS Activity ID	Activity Name	Activity Status	Program	Funded Amount	Draw Amount	Balance
2009	28	Project Total					\$700,000.00	\$631,632.47	\$68,367.53
	29	Housing Assistance Support	10380	Housing Assistance Support	Completed	CDBG	\$1,817,403.00	\$1,817,403.00	\$0.00
		Project Total					\$1,817,403.00	\$1,817,403.00	\$0.00
	30	Major Systems Repair Program	9879	MAJOR SYSTEMS REPAIR PROGRAM CD08 302A	Completed	CDBG	\$1,229,500.31	\$1,229,500.31	\$0.00
			10365	Major systems Repair Program CD09 645B	Open	CDBG	\$1,498,372.00	\$1,498,372.00	\$0.00
		Project Total					\$2,727,872.31	\$2,727,872.31	\$0.00
	31	South Dallas/Fair Park- Major Systems Repair Program	10394	South Dallas/Fair Park Major Systems Repair Prog CD09 638B	Open	CDBG	\$100,000.00	\$96,358.57	\$3,641.43
		Project Total					\$100,000.00	\$96,358.57	\$3,641.43
	32	Minor Plumbing Repair/Replacement Program	10379	Minor Plumbing Repair/Replacement Program	Completed	CDBG	\$30,000.00	\$30,000.00	\$0.00
		Project Total					\$30,000.00	\$30,000.00	\$0.00
	34	Dedicated SAFE II Expansion Code Insp./Code Compliance	10395	Dedicated SAFE II Expansion Code Inspection/Code Compliance	Completed	CDBG	\$55,856.28	\$55,856.28	\$0.00
		Project Total					\$55,856.28	\$55,856.28	\$0.00
	35	Dedicated SAFE II Expansion Code Inspection/Fire Department	10378	Dedicated SAFE II Expansion Code Inspection/Fire Department	Completed	CDBG	\$73,129.58	\$73,129.58	\$0.00
		Project Total					\$73,129.58	\$73,129.58	\$0.00
	36	Dedicated SAFE II Expansion Code Insp./Police Department	10368	Dedicated SAFE II Expansion Code Inspection/Police Department	Completed	CDBG	\$104,601.90	\$104,601.90	\$0.00
		Project Total					\$104,601.90	\$104,601.90	\$0.00
	37	Neighborhood Investment Program/Code Compliance	10396	Neighborhood Investment Program/Code Compliance	Completed	CDBG	\$348,145.78	\$348,145.78	\$0.00
		Project Total					\$348,145.78	\$348,145.78	\$0.00
	38	Community Prosecutor Program (CCS)	10376	Community Prosecution Program (CCS)	Completed	CDBG	\$253,095.76	\$253,095.76	\$0.00
		Project Total					\$253,095.76	\$253,095.76	\$0.00
	39	Neighborhood Enhancement Program (NEP)	10370	Neighborhood Enhancement Program (NEP)	Open	CDBG	\$280,000.00	\$263,954.94	\$16,045.06
		Project Total					\$280,000.00	\$263,954.94	\$16,045.06
	40	Business Loan Program	8111	SDDC ENTITLEMENT FUNDS FOR RL PRGRM	Open	CDBG	\$0.00	\$0.00	\$0.00
			9390	STANLEY'S CATFISH & WINGS	Completed	CDBG	\$36,200.00	\$36,200.00	\$0.00
			9786	CEDRIC B'S BARBER STYLE SHOP	Completed	CDBG	\$65,000.00	\$65,000.00	\$0.00
			9787	ALTO INSURANCE AND TAX SERVICES	Completed	CDBG	\$150,000.00	\$150,000.00	\$0.00
			9788	ZYCOMM INDUSTRIES - CONSTANT MONITORING	Completed	CDBG	\$156,574.06	\$156,574.06	\$0.00
			9790	NELSON MASI DBA KASI GROCERY	Completed	CDBG	\$137,662.99	\$137,662.99	\$0.00
			10319	Thrash Memorial Funeral Home	Completed	CDBG	\$70,000.00	\$70,000.00	\$0.00
			10321	Fronteras Mexican Restaurant, LLC	Canceled	CDBG	\$30,000.00	\$30,000.00	\$0.00
			10685	SDDC Program Delivery -RL PI	Completed	CDBG	\$763,406.77	\$763,406.77	\$0.00
			10748	Lantern Dental Clinic, Inc.	Completed	CDBG	\$33,000.00	\$33,000.00	\$0.00
			10782	Dallas Iron Works, Inc.	Completed	CDBG	\$150,000.00	\$150,000.00	\$0.00
			10800	RL Processing	Open	CDBG	\$0.00	\$0.00	\$0.00
			10853	Park Place Realty & Property Management LLC	Completed	CDBG	\$41,011.00	\$41,011.00	\$0.00

U.S. Department of Housing and Urban Development
 Office of Community Planning and Development
 Integrated Disbursement and Information System
 List of Activities By Program Year And Project
 DALLAS, TX

Plan Year	IDIS Project	Project	IDIS Activity ID	Activity Name	Activity Status	Program	Funded Amount	Draw Amount	Balance
2009	40	Project Total					\$1,632,854.82	\$1,632,854.82	\$0.00
	41	Business Assistance Center Program	10357	Business Assistance Center Program #1	Completed	CDBG	\$80,000.00	\$80,000.00	\$0.00
			10359	Business Assistance Center Program #2	Completed	CDBG	\$79,784.41	\$79,784.41	\$0.00
			10360	Business Assistance Center Program #3	Completed	CDBG	\$80,000.00	\$80,000.00	\$0.00
			10366	Business Assistance Center Program #4	Completed	CDBG	\$80,000.00	\$80,000.00	\$0.00
			10369	Business Assistance Center Program #5	Completed	CDBG	\$80,000.00	\$80,000.00	\$0.00
			10372	Business Assistance Center Program #6	Completed	CDBG	\$79,307.77	\$79,307.77	\$0.00
			10374	Business Assistance Center Program #7	Completed	CDBG	\$80,000.00	\$80,000.00	\$0.00
			10375	Business Assistance Center Program #8	Canceled	CDBG	\$0.00	\$0.00	\$0.00
		Project Total					\$559,092.18	\$559,092.18	\$0.00
	42	Neighborhood Street Improvement Petition Grant	10371	Neighborhood Street Improvement Petition Grant	Completed	CDBG	\$65,000.00	\$65,000.00	\$0.00
		Project Total					\$65,000.00	\$65,000.00	\$0.00
	43	Neighborhood Investment Program-Infrastructure	10397	Neighborhood Investment Program-Infrastructure	Open	CDBG	\$1,494,154.00	\$1,257,225.25	\$236,928.75
			10516	FY 08-09 CDBG Reprogramming Neighborhood Investment Program - Infrastructure	Open	CDBG	\$210,217.00	\$158,832.58	\$51,384.42
		Project Total					\$1,704,371.00	\$1,416,057.83	\$288,313.17
	44	Ferguson Park Trail Improvements	10351	Ferguson Park Trail Improvements	Completed	CDBG	\$123,966.28	\$123,966.28	\$0.00
		Project Total					\$123,966.28	\$123,966.28	\$0.00
	45	Fair Housing Enforcement	10373	Fair Housing Enforcement	Completed	CDBG	\$551,293.00	\$551,293.00	\$0.00
		Project Total					\$551,293.00	\$551,293.00	\$0.00
	46	Consolidated Plan/Citizen Participation & CDC Support	10353	Consolidated Plan/Citizen participation & CDC Support	Completed	CDBG	\$713,841.00	\$713,841.00	\$0.00
			10746	PI Processing	Open	CDBG	\$0.00	\$0.00	\$0.00
		Project Total					\$713,841.00	\$713,841.00	\$0.00
	47	Grant Compliance	10347	Grant Compliance	Completed	CDBG	\$707,082.78	\$707,082.78	\$0.00
		Project Total					\$707,082.78	\$707,082.78	\$0.00
	48	Housing/Community Services Contract Monitoring	10377	Housing/Community Services Contract Monitoring	Completed	CDBG	\$433,278.00	\$433,278.00	\$0.00
		Project Total					\$433,278.00	\$433,278.00	\$0.00
	49	Housing/Community Services Management Support	10354	Housing/Community Services Management Support	Completed	CDBG	\$857,440.00	\$857,440.00	\$0.00
		Project Total					\$857,440.00	\$857,440.00	\$0.00
	50	Relocation Mangement	10345	Relocation Management	Completed	CDBG	\$57,362.00	\$57,362.00	\$0.00
		Project Total					\$57,362.00	\$57,362.00	\$0.00
	51	Economic Development	10350	Economic Development	Completed	CDBG	\$91,389.38	\$91,389.38	\$0.00
		Project Total					\$91,389.38	\$91,389.38	\$0.00
	52	Park and Recreation	10356	Park and Recreation	Completed	CDBG	\$64,521.00	\$64,521.00	\$0.00
		Project Total					\$64,521.00	\$64,521.00	\$0.00
	58	Reconstruction/S.H.A.R.E	10713	Reconstructuion/SHARE Program	Open	CDBG	\$1,474,200.00	\$1,379,810.53	\$94,389.47
		Project Total					\$1,474,200.00	\$1,379,810.53	\$94,389.47
	131	Crisis Assistance	10531	Crisis Assistance	Completed	CDBG	\$236,396.33	\$236,396.33	\$0.00

U.S. Department of Housing and Urban Development
 Office of Community Planning and Development
 Integrated Disbursement and Information System
 List of Activities By Program Year And Project
 DALLAS, TX

Plan Year	IDIS Project	Project	IDIS Activity ID	Activity Name	Activity Status	Program	Funded Amount	Draw Amount	Balance
2009	131	Project Total					\$236,396.33	\$236,396.33	\$0.00
	136	Bexar Street Mixed -Used Project	10721	Bexar Street Mixed -Used Project	Open	CDBG	\$475,800.00	\$321,229.73	\$154,570.27
		Project Total					\$475,800.00	\$321,229.73	\$154,570.27
	144	MLK Blvd Business Facade/Revitalization Program	11000	MLK Blvd Busines Fascade/Revitalization Program	Canceled	CDBG	\$0.00	\$0.00	\$0.00
		Project Total					\$0.00	\$0.00	\$0.00
	146	Public Improvements - City Facilities	4674	ARCADIA PARK SITE IMPROVEMENTS CD00 CD53	Completed	CDBG	\$138,886.70	\$138,886.70	\$0.00
	Project Total					\$138,886.70	\$138,886.70	\$0.00	
	Program Total				CDBG	\$22,927,713.88	\$22,302,386.95	\$625,326.93	
	2009 Total					\$22,927,713.88	\$22,302,386.95	\$625,326.93	
2010	1	Mortgage Assistance Program	10810	FY 09-10 Reprogramming Mortgage Assistance Program	Completed	CDBG	\$1,453,763.00	\$1,453,763.00	\$0.00
			11023	Mortgage Assistance Program	Completed	CDBG	\$1,585,707.00	\$1,585,707.00	\$0.00
		Project Total					\$3,039,470.00	\$3,039,470.00	\$0.00
	2	Neighborhood Investment Program Infrastructure	10811	FY 09-10 Reprogramming Neighborhood Investment Program Infrastructure	Open	CDBG	\$1,000,000.00	\$982,898.93	\$17,101.07
			11022	Neighborhood Investment Program Infrastructure	Canceled	CDBG	\$0.00	\$0.00	\$0.00
			11147	Neighborhood Investment Program Infrastruture	Canceled	CDBG	\$0.00	\$0.00	\$0.00
			11284	NIP-Ideal /Rochester Park Street Improvem	Open	CDBG	\$264,924.00	\$77,175.50	\$187,748.50
			11285	NIP-Spring Avenue Infrastructure	Open	CDBG	\$1,500,000.00	\$196,249.50	\$1,303,750.50
			11286	NIP-North Oak Cliff Improvement	Open	CDBG	\$1,500,000.00	\$479,106.77	\$1,020,893.23
			11287	NIP- Spring Avenue Public Improvement	Open	CDBG	\$219,511.00	\$16,680.00	\$202,831.00
		Project Total					\$4,484,435.00	\$1,752,110.70	\$2,732,324.30
	3	African American Museum Youth Enrichment Program	10882	African-American Museum Youth Enrichment Program	Completed	CDBG	\$46,000.00	\$46,000.00	\$0.00
		Project Total					\$46,000.00	\$46,000.00	\$0.00
	4	After-School Programs-Elem Schools	10962	After-School/Summer Outreach Program - Elementary Schools	Completed	CDBG	\$458,940.00	\$458,940.00	\$0.00
		Project Total					\$458,940.00	\$458,940.00	\$0.00
	5	After-School/Summer Outreach Program-Community Center Sites	10963	After-School/Summer Outreach Program - Community Center Sites	Completed	CDBG	\$83,852.00	\$83,852.00	\$0.00
		Project Total					\$83,852.00	\$83,852.00	\$0.00
6	Child Care Services Program	10883	Child Care Services Program - Boys & Girls Club of Greater Dallas	Completed	CDBG	\$35,500.00	\$35,500.00	\$0.00	
		10884	Child Care Services Program - Low Birth Weight Development Center	Completed	CDBG	\$37,500.00	\$37,500.00	\$0.00	
		10885	Child Care Services Program - Neighborhood Service Council	Canceled	CDBG	\$0.00	\$0.00	\$0.00	
		10886	Child Care Services Program - Open Arms	Canceled	CDBG	\$0.00	\$0.00	\$0.00	
		10887	Child Care Services Program - Park South YMCA	Canceled	CDBG	\$0.00	\$0.00	\$0.00	
		10888	Child Care Services Program - Vogel Alcove	Canceled	CDBG	\$0.00	\$0.00	\$0.00	

U.S. Department of Housing and Urban Development
 Office of Community Planning and Development
 Integrated Disbursement and Information System
 List of Activities By Program Year And Project
 DALLAS, TX

Plan Year	IDIS Project	Project	IDIS Activity ID	Activity Name	Activity Status	Program	Funded Amount	Draw Amount	Balance
2010	6	Child Care Services Program	11024	Child Care Services / Open Arms	Completed	CDBG	\$40,865.00	\$40,865.00	\$0.00
			11025	Vogel Alcove	Completed	CDBG	\$43,985.00	\$43,985.00	\$0.00
			11038	Boys&Girls Club of Greater Dallas	Canceled	CDBG	\$0.00	\$0.00	\$0.00
			11077	Neighborhood Service Council	Completed	CDBG	\$24,999.97	\$24,999.97	\$0.00
			11149	YMCA OF METROPOLITIAN DALLAS	Completed	CDBG	\$45,150.00	\$45,150.00	\$0.00
			Project Total				\$227,999.97	\$227,999.97	\$0.00
	7	City Child Care Services	10889	City Child Care Services	Completed	CDBG	\$326,514.00	\$326,514.00	\$0.00
			Project Total				\$326,514.00	\$326,514.00	\$0.00
	8	Arts Education Program	10890	Arts Education Program	Completed	CDBG	\$21,000.00	\$21,000.00	\$0.00
			Project Total				\$21,000.00	\$21,000.00	\$0.00
	9	Summer Youth Program	10891	Summer Youth Program	Completed	CDBG	\$56,142.00	\$56,142.00	\$0.00
			Project Total				\$56,142.00	\$56,142.00	\$0.00
	10	Adolescent Substance Abuse-Inpatient	10892	Adolescent Substance Abuse/Phoenix Houses of Texas	Completed	CDBG	\$64,680.00	\$64,680.00	\$0.00
			Project Total				\$64,680.00	\$64,680.00	\$0.00
	11	Clinical Dental Care Program	10979	Clinical Dental Care Program	Completed	CDBG	\$200,000.00	\$200,000.00	\$0.00
			10980	Clinical Dental Care Program - Bluit Flowers	Canceled	CDBG	\$0.00	\$0.00	\$0.00
			10981	Clinical Dental Care Program - DeHaro Saldivar	Canceled	CDBG	\$0.00	\$0.00	\$0.00
			10982	Clinical Dental Care Program - East Dallas Clinic	Canceled	CDBG	\$0.00	\$0.00	\$0.00
			10983	Clinical Dental Care Program - Vickery Meadows	Canceled	CDBG	\$0.00	\$0.00	\$0.00
			Project Total				\$200,000.00	\$200,000.00	\$0.00
12	Geriatric Health Services	10984	Geriatric Health Services	Completed	CDBG	\$118,027.62	\$118,027.62	\$0.00	
		10985	Geriatric Health Services - Bluit Flowers	Canceled	CDBG	\$0.00	\$0.00	\$0.00	
		10986	Geriatric Health Services - DeHaro Saldivar	Canceled	CDBG	\$0.00	\$0.00	\$0.00	
		10987	Geriatric Health Services - East Dallas Clinic	Canceled	CDBG	\$0.00	\$0.00	\$0.00	
		10988	Geriatric Health Services - Oak West Health Clinic	Canceled	CDBG	\$0.00	\$0.00	\$0.00	
		10989	Geriatric Health Services - Southeast Dallas Health Center	Canceled	CDBG	\$0.00	\$0.00	\$0.00	
		10990	Geriatric Health Services - Vickery Meadows	Canceled	CDBG	\$0.00	\$0.00	\$0.00	
		Project Total				\$118,027.62	\$118,027.62	\$0.00	
13	City Crisis Assistance	10893	City Crisis Assistance	Completed	CDBG	\$241,977.63	\$241,977.63	\$0.00	
		Project Total				\$241,977.63	\$241,977.63	\$0.00	
14	City Office of Senior Affairs	10894	City Office of Senior Affairs	Completed	CDBG	\$159,584.96	\$159,584.96	\$0.00	
		Project Total				\$159,584.96	\$159,584.96	\$0.00	
15	Senior Services Program	10895	Sr Svcs Pgm - LaVoz del Anciano	Completed	CDBG	\$21,001.00	\$21,001.00	\$0.00	
		10896	Sr Svcs Pgm - Senior Citizens of Greater Dallas	Completed	CDBG	\$40,332.99	\$40,332.99	\$0.00	
		10897	Sr Svcs Pgm - Calumet Community Center	Completed	CDBG	\$21,216.00	\$21,216.00	\$0.00	
		Project Total				\$82,549.99	\$82,549.99	\$0.00	
16	Teen Violence-Victim Outreach	10898	Teen Violence - Mothers (Fathers) Social Systems, Inc.	Completed	CDBG	\$31,000.00	\$31,000.00	\$0.00	

U.S. Department of Housing and Urban Development
 Office of Community Planning and Development
 Integrated Disbursement and Information System
 List of Activities By Program Year And Project
 DALLAS, TX

Plan Year	IDIS Project	Project	IDIS Activity ID	Activity Name	Activity Status	Program	Funded Amount	Draw Amount	Balance
2010	16	Project Total					\$31,000.00	\$31,000.00	\$0.00
	17	Offender Re-entry Program (HOU)	10899	Offender Re-Entry Program (HOU)	Completed	CDBG	\$130,041.15	\$130,041.15	\$0.00
		Project Total					\$130,041.15	\$130,041.15	\$0.00
	18	Parenting and Early Childhood Development	10944	Parenting/Early Childh Dev / AVANCE	Completed	CDBG	\$25,000.00	\$25,000.00	\$0.00
		Project Total					\$25,000.00	\$25,000.00	\$0.00
	19	South Dallas/Fair Park Community Court	10945	South Dallas/Fair Park Community Court	Completed	CDBG	\$277,740.00	\$277,740.00	\$0.00
		Project Total					\$277,740.00	\$277,740.00	\$0.00
	20	South Oak Cliff Community Court	10946	South Oak Cliff Community Court	Completed	CDBG	\$49,960.52	\$49,960.52	\$0.00
		Project Total					\$49,960.52	\$49,960.52	\$0.00
	21	West Dallas Community Court	10947	West Dallas Community Court	Completed	CDBG	\$153,764.17	\$153,764.17	\$0.00
		Project Total					\$153,764.17	\$153,764.17	\$0.00
	22	Literacy Program	10948	Literacy Program	Canceled	CDBG	\$0.00	\$0.00	\$0.00
		Project Total					\$0.00	\$0.00	\$0.00
	23	Youth Entrepreneurial After-School Program	10949	Youth Entrepreneurial After-School Program	Completed	CDBG	\$12,600.00	\$12,600.00	\$0.00
		Project Total					\$12,600.00	\$12,600.00	\$0.00
	24	Training and Employment for Adults with Disabilities	10950	Training and Employment for Adults with Disabilities	Completed	CDBG	\$30,000.00	\$30,000.00	\$0.00
		Project Total					\$30,000.00	\$30,000.00	\$0.00
	25	Women's Outreach Program	10951	Women's Outreach Program/Homeward Bound	Completed	CDBG	\$26,116.56	\$26,116.56	\$0.00
		Project Total					\$26,116.56	\$26,116.56	\$0.00
	26	Relocation Assistance	10952	Relocation Assistance	Completed	CDBG	\$43,778.67	\$43,778.67	\$0.00
		Project Total					\$43,778.67	\$43,778.67	\$0.00
	27	Housing Development Support	10953	Housing Development Support	Completed	CDBG	\$1,058,540.00	\$1,058,540.00	\$0.00
		Project Total					\$1,058,540.00	\$1,058,540.00	\$0.00
	29	Residential Development Acquisition Loan Program	10954	Residential Development Acquisition Loan Program-Evergreen	Open	CDBG	\$478,509.00	\$0.00	\$478,509.00
		Project Total					\$478,509.00	\$0.00	\$478,509.00
	30	Community Based Development Organization (CBDO)	10955	Community Based Development Organization	Canceled	CDBG	\$0.00	\$0.00	\$0.00
			11737	Community Based Development Organization-EDCO	Open	CDBG	\$500,000.00	\$102,489.00	\$397,511.00
		Project Total					\$500,000.00	\$102,489.00	\$397,511.00
	31	Housing Assistance Support	10956	Housing Assistance Support	Completed	CDBG	\$1,718,676.81	\$1,718,676.81	\$0.00
		Project Total					\$1,718,676.81	\$1,718,676.81	\$0.00
	32	Major Systems Repair Program	10957	Major Systems Repair Program	Open	CDBG	\$1,501,500.00	\$1,498,763.46	\$2,736.54
		Project Total					\$1,501,500.00	\$1,498,763.46	\$2,736.54
	33	South Dallas/Fair Park- Major Systems Repair Program	10958	South Dallas/Fair Park - Major Systems Repair Program	Open	CDBG	\$100,000.00	\$39,134.50	\$60,865.50
		Project Total					\$100,000.00	\$39,134.50	\$60,865.50
	34	Minor Plumbing Repair/Replacement Program	10959	Minor Plumbing Repair/Replacement Program	Completed	CDBG	\$50,000.00	\$50,000.00	\$0.00
		Project Total					\$50,000.00	\$50,000.00	\$0.00

U.S. Department of Housing and Urban Development
 Office of Community Planning and Development
 Integrated Disbursement and Information System
 List of Activities By Program Year And Project
 DALLAS, TX

Plan Year	IDIS Project	Project	IDIS Activity ID	Activity Name	Activity Status	Program	Funded Amount	Draw Amount	Balance
2010	35	People Helping People-Volunteer Home Repair	10050	HOUSING DEPARTMENT, 08R2 342A	Completed	CDBG	\$518,880.00	\$518,880.00	\$0.00
			10960	People Helping People-Volunteer Home Repair	Open	CDBG	\$1,242,127.00	\$1,037,690.31	\$204,436.69
		Project Total					\$1,761,007.00	\$1,556,570.31	\$204,436.69
	36	Dedicated SAFE II Expansion Code Insp./Code Compliance	10961	Dedicated SAFE II Expansion Code Inspection - Code	Completed	CDBG	\$40,000.00	\$40,000.00	\$0.00
		Project Total					\$40,000.00	\$40,000.00	\$0.00
	37	Dedicated SAFE II Expansion Code Inspection/Fire Department	10964	Dedicated SAFE II Expansion Code Inspection/Fire	Completed	CDBG	\$79,243.94	\$79,243.94	\$0.00
		Project Total					\$79,243.94	\$79,243.94	\$0.00
	38	Dedicated SAFE II Expansion Code Insp./Police Department	10965	Dedicated SAFE II Expansion Code Inspection - Police	Completed	CDBG	\$90,417.40	\$90,417.40	\$0.00
		Project Total					\$90,417.40	\$90,417.40	\$0.00
	39	Neighborhood Investment Program/Code Compliance	10966	Neighborhood Investment Program - Code Compliance	Completed	CDBG	\$393,304.70	\$393,304.70	\$0.00
		Project Total					\$393,304.70	\$393,304.70	\$0.00
	40	Community Prosecutor Program (CCS)	10967	Community Prosecution Program (CCS)	Completed	CDBG	\$254,645.46	\$254,645.46	\$0.00
		Project Total					\$254,645.46	\$254,645.46	\$0.00
	41	Business Loan Program	10968	Business Loan Program	Canceled	CDBG	\$0.00	\$0.00	\$0.00
			11033	Modern Senior Living, LLC	Completed	CDBG	\$225,000.00	\$225,000.00	\$0.00
			11181	Al-Rousan and Wared Corp.	Completed	CDBG	\$25,000.00	\$25,000.00	\$0.00
			11182	Fidel Raudry d/b/a Phil's Tires and Wheels	Completed	CDBG	\$25,000.00	\$25,000.00	\$0.00
		Project Total					\$275,000.00	\$275,000.00	\$0.00
	42	Business Assistance Center Program	10991	Business Assistance Center Program - GD Hispanic CoC - BAC #1	Completed	CDBG	\$68,058.09	\$68,058.09	\$0.00
			10992	Business Assistance Center Program - Inncity CDC - BAC #2	Completed	CDBG	\$80,000.00	\$80,000.00	\$0.00
			10993	Business Assistance Center Program - GD Hispanic CoC - BAC #3	Completed	CDBG	\$67,265.09	\$67,265.09	\$0.00
			10994	Business Assistance Center Program - GD Hispanic CoC - BAC #4	Completed	CDBG	\$68,897.28	\$68,897.28	\$0.00
			10995	Business Assistance Center Program - MBA Consultants - BAC #5	Completed	CDBG	\$80,000.00	\$80,000.00	\$0.00
			10996	Business Assistance Center Program - GD Asian-American CoC (MEED) - BAC #6	Completed	CDBG	\$80,000.00	\$80,000.00	\$0.00
			10997	Business Assistance Center Program - Regional Hispanic Contractors Association of DFW - BAC #7	Completed	CDBG	\$80,000.00	\$80,000.00	\$0.00
			10998	Business Assistance Center Program - GD Indo-American CoC - BAC #8	Completed	CDBG	\$79,631.28	\$79,631.28	\$0.00
			11302	Business Assistance Center Program#2	Canceled	CDBG	\$0.00	\$0.00	\$0.00
		Project Total					\$603,851.74	\$603,851.74	\$0.00
	43	Neighborhood Street Improvement Petition Grant	10969	Neighborhood Street Improvement Petition Grant	Open	CDBG	\$50,000.00	\$50,000.00	\$0.00

U.S. Department of Housing and Urban Development
 Office of Community Planning and Development
 Integrated Disbursement and Information System
 List of Activities By Program Year And Project
 DALLAS, TX

Plan Year	IDIS Project	Project	IDIS Activity ID	Activity Name	Activity Status	Program	Funded Amount	Draw Amount	Balance
2010	43	Project Total					\$50,000.00	\$50,000.00	\$0.00
	44	Neighborhood Enhancement Program (NEP)	10970	Neighborhood Enhancement Program (NEP)	Completed	CDBG	\$34,736.51	\$34,736.51	\$0.00
			11288	NEP-Bexar Street Phase II	Open	CDBG	\$25,000.00	\$20,811.66	\$4,188.34
			11289	NEP-Bexar Street Phase I	Open	CDBG	\$44,219.74	\$36,678.69	\$7,541.05
			11290	NEP- Jubilee Frazier Improvements	Open	CDBG	\$15,967.00	\$15,967.00	\$0.00
			11291	NEP-Ideal/ Rochester Improvement	Completed	CDBG	\$15,966.00	\$15,966.00	\$0.00
			11292	NEP-West Dallas Improvement	Open	CDBG	\$14,110.75	\$13,848.45	\$262.30
		Project Total					\$150,000.00	\$138,008.31	\$11,991.69
	46	Fair Housing Enforcement	10971	Fair Housing Enforcement	Completed	CDBG	\$497,174.68	\$497,174.68	\$0.00
		Project Total					\$497,174.68	\$497,174.68	\$0.00
	47	Consolidated Plan Oversight, Citizen Participation & CDC Support	10972	Consolidated Plan Oversight, Citizen Participation & CDC Support	Completed	CDBG	\$632,471.01	\$632,471.01	\$0.00
		Project Total					\$632,471.01	\$632,471.01	\$0.00
	48	Grant Compliance	10973	Grant Compliance Monitoring	Completed	CDBG	\$597,748.98	\$597,748.98	\$0.00
		Project Total					\$597,748.98	\$597,748.98	\$0.00
	49	Housing/Community Services Contract Monitoring	10974	Housing/Community Services - Contract Monitoring	Completed	CDBG	\$733,087.74	\$733,087.74	\$0.00
		Project Total					\$733,087.74	\$733,087.74	\$0.00
	50	Housing/Community Services Management Support	10975	Housing/Community Services Management Support	Completed	CDBG	\$815,542.39	\$815,542.39	\$0.00
		Project Total					\$815,542.39	\$815,542.39	\$0.00
	51	Relocation Mangement	10976	Relocation Management	Completed	CDBG	\$56,240.94	\$56,240.94	\$0.00
		Project Total					\$56,240.94	\$56,240.94	\$0.00
	52	Economic Development Program Oversight	10977	Economic Development Program Oversight	Completed	CDBG	\$160,894.50	\$160,894.50	\$0.00
		Project Total					\$160,894.50	\$160,894.50	\$0.00
	53	Park and Recreation Program Oversight	10978	Parks & Recreation Program Oversight	Completed	CDBG	\$70,698.00	\$70,698.00	\$0.00
		Project Total					\$70,698.00	\$70,698.00	\$0.00
	82	Reconstruction/SHARE	9267	RECONSTRUCTION/SHARE PROGRAM 06RP 3230	Completed	CDBG	\$1,102,661.00	\$1,102,661.00	\$0.00
		Project Total					\$1,102,661.00	\$1,102,661.00	\$0.00
	87	Business Incentive Program	11244	Business Incentive Program	Open	CDBG	\$180,813.00	\$50,500.00	\$130,313.00
		Project Total					\$180,813.00	\$50,500.00	\$130,313.00
	Program Total					CDBG	\$24,343,202.53	\$20,324,514.81	\$4,018,687.72
	2010 Total						\$24,343,202.53	\$20,324,514.81	\$4,018,687.72
2011	1	After-School/Summer Outreach Program-Elementary School Sites	11188	After-School/Summer Outreach Program-Elementary School Sites	Completed	CDBG	\$459,341.00	\$459,341.00	\$0.00
		Project Total					\$459,341.00	\$459,341.00	\$0.00
	2	After-School/Summer Outreach Program-Community Center Sites	11189	After-School/Summer Outreach Program-Community Center Sites	Completed	CDBG	\$157,156.42	\$157,156.42	\$0.00
		Project Total					\$157,156.42	\$157,156.42	\$0.00

U.S. Department of Housing and Urban Development
 Office of Community Planning and Development
 Integrated Disbursement and Information System
 List of Activities By Program Year And Project
 DALLAS, TX

Plan Year	IDIS Project	Project	IDIS Activity ID	Activity Name	Activity Status	Program	Funded Amount	Draw Amount	Balance	
2011	3	Child Care Services Program	11190	Child Care Services Program - Boys & Girls Club of Greater Dallas	Completed	CDBG	\$33,631.05	\$33,631.05	\$0.00	
			11191	Child Care Services Program - Neighborhood Service Council	Completed	CDBG	\$24,315.90	\$24,315.90	\$0.00	
			11194	Child Care Services Program-Open Arms, Inc. dba Bryan's House	Completed	CDBG	\$41,000.00	\$41,000.00	\$0.00	
			11195	Child Care Services Program - Vogel Alcove	Completed	CDBG	\$43,850.00	\$43,850.00	\$0.00	
			11196	Child Care Services Program - YMCA of Metropolitan Dallas (Park South)	Completed	CDBG	\$50,000.00	\$50,000.00	\$0.00	
			11569	North Texas Junior Golf And Education	Completed	CDBG	\$17,991.87	\$17,991.87	\$0.00	
			Project Total							\$210,788.82
	4	City Child Care Services	11197	City Child Care Services	Open	CDBG	\$276,514.00	\$276,514.00	\$0.00	
			Project Total							\$276,514.00
	5	Arts Education Program	11198	Arts Education Program	Completed	CDBG	\$21,000.00	\$21,000.00	\$0.00	
			Project Total							\$21,000.00
	6	Clinical Dental Care Program	11199	Clinical Dental Care Program - Community Dental Care	Completed	CDBG	\$100,000.00	\$100,000.00	\$0.00	
			Project Total							\$100,000.00
	7	City Crisis Assistance	11200	City Crisis Assistance	Open	CDBG	\$195,760.78	\$195,760.78	\$0.00	
Project Total							\$195,760.78	\$195,760.78	\$0.00	
8	City Office of Senior Affairs	11201	City Office of Senior Affairs	Completed	CDBG	\$157,751.30	\$157,751.30	\$0.00		
		Project Total							\$157,751.30	\$157,751.30
9	Senior Services Program	11202	Senior Services Program - Senior Citizens of Greater Dallas	Completed	CDBG	\$40,333.00	\$40,333.00	\$0.00		
		11203	Senior Services Program - Calumet Community Center	Completed	CDBG	\$18,628.82	\$18,628.82	\$0.00		
		11204	Senior Services Program - Urban League of Greater Dallas	Completed	CDBG	\$21,528.33	\$21,528.33	\$0.00		
		Project Total							\$80,490.15	\$80,490.15
10	Offender Re-Entry Program (HOU)	11205	Offender Re-Entry Program (HOU)	Open	CDBG	\$110,000.00	\$104,070.60	\$5,929.40		
		Project Total							\$110,000.00	\$104,070.60
11	South Dallas/Fair Park Community Court	11206	South Dallas/Fair Park Community Court	Completed	CDBG	\$294,396.83	\$294,396.83	\$0.00		
		Project Total							\$294,396.83	\$294,396.83
12	South Oak Cliff Community Court	11207	South Oak Cliff Community Court	Completed	CDBG	\$268,544.06	\$268,544.06	\$0.00		
		Project Total							\$268,544.06	\$268,544.06
13	Training and Employment for Adults with Disabilities	11208	Training and Employment for Adults with Disabilities-Citizens Development Center	Completed	CDBG	\$25,000.00	\$25,000.00	\$0.00		
		Project Total							\$25,000.00	\$25,000.00
14	Housing Development Support	11209	Housing Development Support	Open	CDBG	\$996,047.68	\$942,186.48	\$53,861.20		
		Project Total							\$996,047.68	\$942,186.48

U.S. Department of Housing and Urban Development
 Office of Community Planning and Development
 Integrated Disbursement and Information System
 List of Activities By Program Year And Project
 DALLAS, TX

Plan Year	IDIS Project	Project	IDIS Activity ID	Activity Name	Activity Status	Program	Funded Amount	Draw Amount	Balance
2011	15	Mortgage Assistance Program	11210	Mortgage Assistance Program-Enterprise Community Partners, Inc.	Completed	CDBG	\$1,342,473.00	\$1,342,473.00	\$0.00
			11430	Mortgage Assistance Program	Open	CDBG	\$1,000,000.00	\$868,522.09	\$131,477.91
			11497	Mortgage Assistance Program	Open	CDBG	\$379,200.29	\$379,200.29	\$0.00
			Project Total				\$2,721,673.29	\$2,590,195.38	\$131,477.91
	16	Housing Services Program	11211	Housing Services Program	Canceled	CDBG	\$0.00	\$0.00	\$0.00
			11565	Housing Services Program - SFCDC	Completed	CDBG	\$11,098.90	\$11,098.90	\$0.00
			11566	Housing Services Program - EDCO	Completed	CDBG	\$17,641.77	\$17,641.77	\$0.00
			11567	Housing Services Program - CWCDC	Completed	CDBG	\$7,500.00	\$7,500.00	\$0.00
			11568	Housing Services Program - SDFP/ICDC	Completed	CDBG	\$9,641.74	\$9,641.74	\$0.00
			11756	Housing Services Program - BOHCDC	Completed	CDBG	\$2,363.26	\$2,363.26	\$0.00
			Project Total				\$48,245.67	\$48,245.67	\$0.00
	17	Residential Development Acquisition Loan Program	11225	Residential Development Acquisition Loan Program-Evergreen	Open	CDBG	\$228,509.00	\$149,790.35	\$78,718.65
			11498	Residential Development Acquisition Loan Program-Evergreen	Open	CDBG	\$500,000.00	\$0.00	\$500,000.00
			11638	Residential Development Acquisition Loan Program - Grand Ave	Completed	CDBG	\$439,464.00	\$439,464.00	\$0.00
			11680	Residential Development Loan Program - EVERgreen	Open	CDBG	\$521,491.00	\$0.00	\$521,491.00
			Project Total				\$1,689,464.00	\$589,254.35	\$1,100,209.65
	18	Community Based Development Organization (CBDO)	11226	Community Based Development Organization (CBDO)	Canceled	CDBG	\$0.00	\$0.00	\$0.00
			11564	CBDO- EDCO/SENIOR HOUSING	Open	CDBG	\$200,000.00	\$71,896.46	\$128,103.54
			11738	Community Based Development Organization -EDCO	Open	CDBG	\$300,000.00	\$0.00	\$300,000.00
			Project Total				\$500,000.00	\$71,896.46	\$428,103.54
	19	Housing Assistance Support	11227	Housing Assistance Support	Open	CDBG	\$1,721,943.00	\$1,721,943.00	\$0.00
		Project Total					\$1,721,943.00	\$1,721,943.00	\$0.00
	20	Major Systems Repair Program	11228	Major Systems Repair Program	Open	CDBG	\$2,104,848.00	\$1,999,214.82	\$105,633.18
			11496	Major Systems Repair Program	Open	CDBG	\$300,000.00	\$297,201.74	\$2,798.26
		Project Total				\$2,404,848.00	\$2,296,416.56	\$108,431.44	
21	South Dallas/Fair Park Major Systems Repair Program	11229	South Dallas/Fair Park - Major Systems Repair Program	Open	CDBG	\$50,000.00	\$0.00	\$50,000.00	
		Project Total				\$50,000.00	\$0.00	\$50,000.00	
22	Minor Plumbing Repair/Replacement Program	11230	Minor Plumbing Repair/Replacement Program	Completed	CDBG	\$50,000.00	\$50,000.00	\$0.00	
		Project Total				\$50,000.00	\$50,000.00	\$0.00	
23	People Helping People-Volunteer Home Repair	10367	People Helping People-Volunteer Home Repair	Completed	CDBG	\$581,800.48	\$581,800.48	\$0.00	
		Project Total				\$581,800.48	\$581,800.48	\$0.00	
24	Dedicated SAFE II Expansion Code Inspection - Code Compliance	11232	Dedicated SAFE II Expansion Code Inspection - Code Compliance	Completed	CDBG	\$96,000.00	\$96,000.00	\$0.00	
		Project Total				\$96,000.00	\$96,000.00	\$0.00	

U.S. Department of Housing and Urban Development
 Office of Community Planning and Development
 Integrated Disbursement and Information System
 List of Activities By Program Year And Project
 DALLAS, TX

Plan Year	IDIS Project	Project	IDIS Activity ID	Activity Name	Activity Status	Program	Funded Amount	Draw Amount	Balance
2011	25	Dedicated SAFE II Expansion Code Inspection - Fire Department	11233	Dedicated SAFE II Expansion Code Inspection - Fire Department	Completed	CDBG	\$70,538.00	\$70,538.00	\$0.00
		Project Total					\$70,538.00	\$70,538.00	\$0.00
	26	Dedicated SAFE II Expansion Code Inspection - Police Department	11234	Dedicated SAFE II Expansion Code Inspection - Police Department	Completed	CDBG	\$64,970.10	\$64,970.10	\$0.00
		Project Total					\$64,970.10	\$64,970.10	\$0.00
	27	Neighborhood Investment Program - Code Compliance	11235	Neighborhood Investment Program - Code Compliance	Completed	CDBG	\$484,518.00	\$484,518.00	\$0.00
		Project Total					\$484,518.00	\$484,518.00	\$0.00
	28	Business Loan Program	10118	KANGAROO CASES, LLC	Completed	CDBG	\$209,876.80	\$209,876.80	\$0.00
			10852	Center Auto Sales, LLC.	Completed	CDBG	\$35,000.00	\$35,000.00	\$0.00
			10999	ADI Engineering, Inc.	Completed	CDBG	\$270,000.00	\$270,000.00	\$0.00
			11359	Tandy Pizza, LLC dba/Little Caesar's	Completed	CDBG	\$35,000.00	\$35,000.00	\$0.00
			11456	Thrash Memorial Funeral Home, LLC	Completed	CDBG	\$105,000.00	\$105,000.00	\$0.00
			11561	Oscar Del Llano dba Llano Auto Sales	Canceled	CDBG	\$0.00	\$0.00	\$0.00
			11562	7 G. R. R. Greenville, LLC	Completed	CDBG	\$25,000.00	\$25,000.00	\$0.00
			11563	Transportes Juventino Rosas, Inc.	Completed	CDBG	\$25,000.00	\$25,000.00	\$0.00
		Project Total					\$704,876.80	\$704,876.80	\$0.00
	29	Business Assistance Center Program	11236	BAC #1 - Greater Dallas Hispanic Chamber of Commerce-Maple	Open	CDBG	\$80,000.00	\$76,800.60	\$3,199.40
			11237	BAC #2 - Inner City Community Development Corp	Open	CDBG	\$80,000.00	\$79,616.54	\$383.46
			11238	BAC #3 - Greater Dallas Hispanic Chamber of Commerce-West Dallas	Completed	CDBG	\$80,000.00	\$80,000.00	\$0.00
			11239	BAC #4 - Greater Dallas Hispanic Chamber of Commerce-Oak Cliff	Open	CDBG	\$80,000.00	\$79,321.74	\$678.26
			11240	BAC #5 - Business Assistance Center Inc.	Completed	CDBG	\$80,000.00	\$80,000.00	\$0.00
			11241	BAC #6 - GD Asian American CoC Multi-Ethnic Education and Economic Development Center (MEED)	Completed	CDBG	\$80,000.00	\$80,000.00	\$0.00
			11242	BAC #7 - Regional Hispanic Contractors Association	Completed	CDBG	\$80,000.00	\$80,000.00	\$0.00
			11243	BAC #8 - GDA Indo American Chamber of Commerce	Open	CDBG	\$80,000.00	\$57,245.28	\$22,754.72
			11553	Business Assistance Center Program-InnercityCDC-BAC#2	Open	CDBG	\$0.00	\$0.00	\$0.00
		Project Total					\$640,000.00	\$612,984.16	\$27,015.84
	30	Neighborhood Enhancement Program (NEP)	11245	Neighborhood Enhancement Program	Canceled	CDBG	\$0.00	\$0.00	\$0.00
			11295	NEP-North Oak Cliff Improvements	Canceled	CDBG	\$0.00	\$0.00	\$0.00
			11296	NEP-Dolphin Heights Improvements	Open	CDBG	\$25,000.00	\$25,000.00	\$0.00
			11375	NEP-Bexar Street	Completed	CDBG	\$25,000.00	\$25,000.00	\$0.00
		Project Total					\$50,000.00	\$50,000.00	\$0.00
	31	Neighborhood Investment Program Infrastructure	11246	Neighborhood Investment Program Infrastructure	Canceled	CDBG	\$0.00	\$0.00	\$0.00
			11293	NIP-Spring Avenue Infrastructure	Open	CDBG	\$334,216.00	\$156.91	\$334,059.09
			11294	NIP- Bexar Street Phase I	Open	CDBG	\$200,000.00	\$149,301.82	\$50,698.18

U.S. Department of Housing and Urban Development
 Office of Community Planning and Development
 Integrated Disbursement and Information System
 List of Activities By Program Year And Project
 DALLAS, TX

Plan Year	IDIS Project	Project	IDIS Activity ID	Activity Name	Activity Status	Program	Funded Amount	Draw Amount	Balance
2011	31	Project Total					\$534,216.00	\$149,458.73	\$384,757.27
	32	Public Improvement for Non-Profits	11247	Public Improvement for Non-Profits	Open	CDBG	\$85,000.00	\$0.00	\$85,000.00
		Project Total					\$85,000.00	\$0.00	\$85,000.00
	33	Fair Housing Enforcement	11248	Fair Housing Enforcement	Completed	CDBG	\$375,784.00	\$375,784.00	\$0.00
		Project Total					\$375,784.00	\$375,784.00	\$0.00
	34	Consolidated Plan Oversight, Citizen Participation & CDC Support	11249	Consolidated Plan Oversight, Citizen Participation & CDC Support	Completed	CDBG	\$760,525.88	\$760,525.88	\$0.00
		Project Total					\$760,525.88	\$760,525.88	\$0.00
	35	Grant Compliance Monitoring	11250	Grant Compliance Monitoring	Completed	CDBG	\$237,326.09	\$237,326.09	\$0.00
		Project Total					\$237,326.09	\$237,326.09	\$0.00
	36	Housing/Community Services-Contract Monitoring	11251	Housing/Community Services - Contract Monitoring	Open	CDBG	\$461,172.99	\$461,146.47	\$26.52
		Project Total					\$461,172.99	\$461,146.47	\$26.52
	37	Housing/Community Services Management Support	11252	Housing/Community Services Management Support	Open	CDBG	\$785,099.00	\$785,099.00	\$0.00
		Project Total					\$785,099.00	\$785,099.00	\$0.00
	38	Economic Development Program Oversight	11253	Economic Development Program Oversight	Completed	CDBG	\$200,773.12	\$200,773.12	\$0.00
		Project Total					\$200,773.12	\$200,773.12	\$0.00
	39	Parks & Recreation Program Oversight	11254	Parks and Recreation Program Oversight	Completed	CDBG	\$81,413.58	\$81,413.58	\$0.00
		Project Total					\$81,413.58	\$81,413.58	\$0.00
	50	West Dallas Community Court	11255	West Dallas Community Court	Completed	CDBG	\$78,535.25	\$78,535.25	\$0.00
			11431	West Dallas Community Court	Completed	CDBG	\$117,986.22	\$117,986.22	\$0.00
		Project Total					\$196,521.47	\$196,521.47	\$0.00
	59	South Dallas Fair Park Area Business Fascade Program	11436	South Dallas Fair Park Area Business Fascade Program	Open	CDBG	\$92,521.91	\$80,545.68	\$11,976.23
		Project Total					\$92,521.91	\$80,545.68	\$11,976.23
		Program Total				CDBG	\$19,042,022.42	\$16,655,233.42	\$2,386,789.00
		2011 Total					\$19,042,022.42	\$16,655,233.42	\$2,386,789.00
2012	1	After-School/Summer Outreach Program-Elementary School Sites	11579	After-School/Summer Outreach Program - Elementary School Sites	Open	CDBG	\$419,678.00	\$416,089.79	\$3,588.21
		Project Total					\$419,678.00	\$416,089.79	\$3,588.21
	2	After-School/Summer Outreach Program - Community Center Sites	11580	After-School/Summer Outreach Program - Community Center Sites	Open	CDBG	\$110,969.00	\$102,904.50	\$8,064.50
		Project Total					\$110,969.00	\$102,904.50	\$8,064.50
	3	Child Care Services Program	11635	Child Care Services Program	Open	CDBG	\$0.00	\$0.00	\$0.00
			11705	Boys and Girls Clubs	Completed	CDBG	\$27,000.00	\$27,000.00	\$0.00
			11706	Catholic Charities	Open	CDBG	\$20,000.00	\$20,000.00	\$0.00
			11707	Neighborhood Services Council	Completed	CDBG	\$19,129.00	\$19,129.00	\$0.00
			11708	Open Arms	Completed	CDBG	\$33,000.00	\$33,000.00	\$0.00
			11709	YMCA	Open	CDBG	\$37,000.00	\$37,000.00	\$0.00

U.S. Department of Housing and Urban Development
 Office of Community Planning and Development
 Integrated Disbursement and Information System
 List of Activities By Program Year And Project
 DALLAS, TX

Plan Year	IDIS Project	Project	IDIS Activity ID	Activity Name	Activity Status	Program	Funded Amount	Draw Amount	Balance
2012	3	Child Care Services Program	11710	Vogel Alcove	Open	CDBG	\$53,000.00	\$33,000.00	\$20,000.00
		Project Total					\$189,129.00	\$169,129.00	\$20,000.00
	4	City Child Care Services	11581	City Child Care Services	Open	CDBG	\$237,636.00	\$237,636.00	\$0.00
		Project Total					\$237,636.00	\$237,636.00	\$0.00
	5	Clinical Dental Care Program	11582	Clinical Dental Care Program	Completed	CDBG	\$99,982.00	\$99,982.00	\$0.00
		Project Total					\$99,982.00	\$99,982.00	\$0.00
	6	City Crisis Assistance	11583	City Crisis Assistance	Open	CDBG	\$197,662.00	\$197,662.00	\$0.00
		Project Total					\$197,662.00	\$197,662.00	\$0.00
	7	City Office of Senior Affairs	11584	City Office of Senior Affairs	Open	CDBG	\$137,504.00	\$137,504.00	\$0.00
		Project Total					\$137,504.00	\$137,504.00	\$0.00
	8	Senior Services Program	11636	Senior Services Program	Open	CDBG	\$0.00	\$0.00	\$0.00
			11711	Catholic Charities	Open	CDBG	\$30,000.00	\$30,000.00	\$0.00
			11712	Senior Citizens	Open	CDBG	\$43,049.00	\$43,049.00	\$0.00
		Project Total					\$73,049.00	\$73,049.00	\$0.00
	9	South Dallas/Fair Park Community Court	11585	South Dallas/Fair Park Community Court	Open	CDBG	\$253,225.00	\$253,225.00	\$0.00
		Project Total					\$253,225.00	\$253,225.00	\$0.00
	10	South Oak Cliff Community Court	11586	South Oak Cliff Community Court	Open	CDBG	\$241,013.00	\$228,868.46	\$12,144.54
		Project Total					\$241,013.00	\$228,868.46	\$12,144.54
	11	West Dallas Community Court	11587	West Dallas Community Court	Open	CDBG	\$197,662.00	\$191,783.17	\$5,878.83
		Project Total					\$197,662.00	\$191,783.17	\$5,878.83
	12	Offender Re-entry Program (HOU)	11588	Offender Re-Entry Program (HOU)	Open	CDBG	\$94,534.00	\$50,571.62	\$43,962.38
		Project Total					\$94,534.00	\$50,571.62	\$43,962.38
	13	Training and Employment for Adults with Disabilities	11589	Training and Employment for Adults with Disabilities	Open	CDBG	\$25,000.00	\$25,000.00	\$0.00
		Project Total					\$25,000.00	\$25,000.00	\$0.00
	14	Relocation Assistance	11590	Relocation Assistance	Canceled	CDBG	\$0.00	\$0.00	\$0.00
			11916	Relocation Assistance	Open	CDBG	\$0.00	\$0.00	\$0.00
		Project Total					\$0.00	\$0.00	\$0.00
	15	Housing Development Support	11591	Housing Development Support	Open	CDBG	\$1,169,179.00	\$778,220.83	\$390,958.17
		Project Total					\$1,169,179.00	\$778,220.83	\$390,958.17
	16	Mortgage Assistance Program	11592	Mortgage Assistance Program	Open	CDBG	\$1,264,863.00	\$412,570.29	\$852,292.71
		Project Total					\$1,264,863.00	\$412,570.29	\$852,292.71
	17	Housing Services Program	11599	Housing Services Program	Canceled	CDBG	\$0.00	\$0.00	\$0.00
			11759	Housing Services Program - BOHCDC	Open	CDBG	\$8,315.40	\$8,315.40	\$0.00
			11760	Housing Services Program - CSCDC	Completed	CDBG	\$2,000.00	\$2,000.00	\$0.00
			11761	Housing Services Program - EDCO	Completed	CDBG	\$12,000.00	\$12,000.00	\$0.00
			11762	Housing Services Program - SDFP/ICDC	Completed	CDBG	\$13,842.30	\$13,842.30	\$0.00
			11763	Housing Services Program - SF CDC	Open	CDBG	\$13,841.30	\$11,702.73	\$2,138.57
		Project Total					\$49,999.00	\$47,860.43	\$2,138.57

U.S. Department of Housing and Urban Development
 Office of Community Planning and Development
 Integrated Disbursement and Information System
 List of Activities By Program Year And Project
 DALLAS, TX

Plan Year	IDIS Project	Project	IDIS Activity ID	Activity Name	Activity Status	Program	Funded Amount	Draw Amount	Balance
2012	18	Residential Development Acquisition Loan Program	11600	Residential Development Acquisition Loan Program	Open	CDBG	\$500,000.00	\$0.00	\$500,000.00
		Project Total					\$500,000.00	\$0.00	\$500,000.00
	19	Community Based Development Organization (CBDO)	11601	Community Based Development Organization (CBDO)	Open	CDBG	\$300,000.00	\$0.00	\$300,000.00
		Project Total					\$300,000.00	\$0.00	\$300,000.00
	20	Housing Assistance Support	11602	Housing Assistance Support	Open	CDBG	\$1,816,099.00	\$1,816,061.50	\$37.50
		Project Total					\$1,816,099.00	\$1,816,061.50	\$37.50
	21	Major Systems Repair Program	11603	Major Systems Repair Program	Open	CDBG	\$1,233,671.00	\$1,088,912.94	\$144,758.06
			11783	Major Systems Repair Program	Open	CDBG	\$773,873.00	\$86,131.56	\$687,741.44
		Project Total					\$2,007,544.00	\$1,175,044.50	\$832,499.50
	22	South Dallas/Fair Park Major Systems Repair Program	11604	South Dallas/Fair Park Major Systems Repair Program	Open	CDBG	\$50,000.00	\$0.00	\$50,000.00
		Project Total					\$50,000.00	\$0.00	\$50,000.00
	23	Minor Plumbing Repair/Replacement Program	11605	Minor Plumbing Repair/Replacement Program	Open	CDBG	\$50,000.00	\$50,000.00	\$0.00
		Project Total					\$50,000.00	\$50,000.00	\$0.00
	24	People Helping People-Volunteer Home Repair	11231	People Helping People-Volunteer Home Repair	Open	CDBG	\$1,242,127.00	\$929,142.16	\$312,984.84
			11606	People Helping People-Volunteer Home Repair	Open	CDBG	\$840,147.00	\$785,050.06	\$55,096.94
		Project Total					\$2,082,274.00	\$1,714,192.22	\$368,081.78
	25	Dedicated SAFE II Expansion Code Inspection - Code Compliance	11607	Dedicated SAFE II Expansion Code Inspection - Code Compliance	Open	CDBG	\$96,000.00	\$96,000.00	\$0.00
		Project Total					\$96,000.00	\$96,000.00	\$0.00
	26	Dedicated SAFE II Expansion Code Inspection - Fire Department	11608	Dedicated SAFE II Expansion Code Inspection - Fire Department	Open	CDBG	\$70,538.00	\$70,538.00	\$0.00
		Project Total					\$70,538.00	\$70,538.00	\$0.00
	27	Dedicated SAFE II Expansion Code Inspection - Police Department	11609	Dedicated SAFE II Expansion Code Inspection - Police Department	Open	CDBG	\$74,657.00	\$19,572.52	\$55,084.48
		Project Total					\$74,657.00	\$19,572.52	\$55,084.48
	28	Neighborhood Investment Program - Code Compliance	11610	Neighborhood Investment Program - Code Compliance	Open	CDBG	\$484,518.00	\$452,040.78	\$32,477.22
		Project Total					\$484,518.00	\$452,040.78	\$32,477.22
	29	Business Loan Program	9922	RENE ALVAREZ/DBA GENESIS TRANSMISSION	Completed	CDBG	\$162,025.00	\$162,025.00	\$0.00
			11611	Business Loan Program	Canceled	CDBG	\$0.00	\$0.00	\$0.00
			11701	SDDC Program Delivery -RL PI	Open	CDBG	\$293,570.78	\$293,570.78	\$0.00
			11718	Furniture Design & Upholstery, LLC.	Open	CDBG	\$35,000.00	\$35,000.00	\$0.00
			11766	Remarkable Healthcare of Dallas, LP	Completed	CDBG	\$75,000.00	\$75,000.00	\$0.00
			11785	Rina Investments, LLC	Open	CDBG	\$25,000.00	\$25,000.00	\$0.00
			11803	Martini Moblini, LLC	Open	CDBG	\$0.00	\$0.00	\$0.00
		Project Total					\$590,595.78	\$590,595.78	\$0.00
	30	Business Assistance Center Program	11612	BAC #1 - Greater Dallas Hispanic Chamber of Commerce	Open	CDBG	\$80,000.00	\$58,432.93	\$21,567.07

U.S. Department of Housing and Urban Development
 Office of Community Planning and Development
 Integrated Disbursement and Information System
 List of Activities By Program Year And Project
 DALLAS, TX

Plan Year	IDIS Project	Project	IDIS Activity ID	Activity Name	Activity Status	Program	Funded Amount	Draw Amount	Balance
2012	30	Business Assistance Center Program	11613	BAC #2 - Inncity Community Development Corporation	Open	CDBG	\$80,000.00	\$55,926.07	\$24,073.93
			11614	BAC #3 - Greater Dallas Hispanic Chamber of Commerce	Open	CDBG	\$80,000.00	\$72,765.02	\$7,234.98
			11615	BAC #4 - Grater Dallas Hispanic Chamber of Commerce	Open	CDBG	\$80,000.00	\$70,671.17	\$9,328.83
			11616	BAC #5 - Business Assistance Center, Inc.	Open	CDBG	\$80,000.00	\$80,000.00	\$0.00
			11617	BAC #6 - Greater Dallas Asian American Chamber of Commerce (MEED)	Open	CDBG	\$80,000.00	\$47,153.76	\$32,846.24
			11618	BAC #7 - Regional Hispanic Contractors Association	Open	CDBG	\$80,000.00	\$76,481.68	\$3,518.32
			11619	BAC #8- Greater Dallas Indo-American Chamber of Commerce	Open	CDBG	\$80,000.00	\$36,505.35	\$43,494.65
			Project Total						\$640,000.00
	31	Neighborhood Street Improvement Petition	11620	Neighborhood Street Improvement Petition	Open	CDBG	\$50,000.00	\$16,792.51	\$33,207.49
			Project Total						\$50,000.00
	32	Neighborhood Enhancement Program (NEP)	11621	NEP-West Dallas Enhancements	Open	CDBG	\$5,000.00	\$0.00	\$5,000.00
			11631	NEP - South Dallas/Fair Park Enhancements	Open	CDBG	\$10,000.00	\$6,728.52	\$3,271.48
			11632	NEP- Ideal/Rochester Park Enhancements	Open	CDBG	\$10,000.00	\$0.00	\$10,000.00
	Project Total						\$25,000.00	\$6,728.52	\$18,271.48
	33	Neighborhood Investment Program Infrastructure	11622	NIP - West Dallas Enhancement	Open	CDBG	\$432,769.00	\$0.00	\$432,769.00
			11633	NIP - South Dallas/Idea-Rochester Park Public Improvements	Open	CDBG	\$100,000.00	\$0.00	\$100,000.00
	Project Total						\$532,769.00	\$0.00	\$532,769.00
	34	Public Improvement for Non-Profits	11623	Public Improvements for Non- Profits	Open	CDBG	\$100,000.00	\$97.56	\$99,902.44
	Project Total						\$100,000.00	\$97.56	\$99,902.44
	35	Fair Housing Enforcement	11624	Fair Housing Enforcement	Open	CDBG	\$319,416.00	\$318,396.70	\$1,019.30
Project Total						\$319,416.00	\$318,396.70	\$1,019.30	
36	Citizen Participation/CDC Support/HUD Oversight	11625	Citizen Participation/CDC Support/HUD Oversight	Open	CDBG	\$733,263.00	\$680,014.32	\$53,248.68	
Project Total						\$733,263.00	\$680,014.32	\$53,248.68	
37	Grant Compliance Monitoring	11626	Grant Compliance Monitoring	Open	CDBG	\$412,931.00	\$368,683.03	\$44,247.97	
Project Total						\$412,931.00	\$368,683.03	\$44,247.97	
38	Housing Contract Administration	11627	Housing Contract Administration	Open	CDBG	\$505,574.00	\$395,130.53	\$110,443.47	
Project Total						\$505,574.00	\$395,130.53	\$110,443.47	
39	Housing Management Support	11628	Housing Management Support	Open	CDBG	\$730,167.00	\$694,634.69	\$35,532.31	
Project Total						\$730,167.00	\$694,634.69	\$35,532.31	
40	Economic Development Program Oversight	11629	Economic Development Program Oversight	Open	CDBG	\$248,000.00	\$218,195.76	\$29,804.24	
Project Total						\$248,000.00	\$218,195.76	\$29,804.24	
41	Park & Recreation Program Oversight	11630	Park & Recreation Program Oversight	Open	CDBG	\$81,897.00	\$80,740.38	\$1,156.62	
Project Total						\$81,897.00	\$80,740.38	\$1,156.62	

U.S. Department of Housing and Urban Development
 Office of Community Planning and Development
 Integrated Disbursement and Information System
 List of Activities By Program Year And Project
 DALLAS, TX

Plan Year	IDIS Project	Project	IDIS Activity ID	Activity Name	Activity Status	Program	Funded Amount	Draw Amount	Balance
2012	47	Reconstruction Program	11733	Reconstruction Program	Open	CDBG	\$400,000.00	\$0.00	\$400,000.00
		Project Total					\$400,000.00	\$0.00	\$400,000.00
		Program Total				CDBG	\$17,662,326.78	\$12,683,451.37	\$4,978,875.41
		2012 Total					\$17,662,326.78	\$12,683,451.37	\$4,978,875.41
2013	1	After-School/Summer Outreach Program - Elementary School Sites	11804	After-School/Summer Outreach Program - Elementary School Sites	Open	CDBG	\$0.00	\$0.00	\$0.00
		Project Total					\$0.00	\$0.00	\$0.00
	2	After-School/Summer Outreach Program - Community Center Sites	11805	After-School/Summer Outreach Program - Community Center Sites	Open	CDBG	\$0.00	\$0.00	\$0.00
		Project Total					\$0.00	\$0.00	\$0.00
	3	Child Care Services Program	11806	Child Care Services Program	Open	CDBG	\$0.00	\$0.00	\$0.00
		Project Total					\$0.00	\$0.00	\$0.00
	4	City Child Care Services	11807	City Child Care Services	Open	CDBG	\$0.00	\$0.00	\$0.00
		Project Total					\$0.00	\$0.00	\$0.00
	5	Clinical Dental Care Program	11808	Clinical Dental Care Program	Open	CDBG	\$0.00	\$0.00	\$0.00
		Project Total					\$0.00	\$0.00	\$0.00
	6	City Crisis Assistance	11809	City Crisis Assistance	Open	CDBG	\$0.00	\$0.00	\$0.00
		Project Total					\$0.00	\$0.00	\$0.00
	7	City Office of Senior Affairs	11810	City Office of Senior Affairs	Open	CDBG	\$0.00	\$0.00	\$0.00
		Project Total					\$0.00	\$0.00	\$0.00
	8	Senior Services Program	11811	Senior Services Program	Open	CDBG	\$0.00	\$0.00	\$0.00
		Project Total					\$0.00	\$0.00	\$0.00
	9	South Dallas/Fair Park Community Court	11812	South Dallas/Fair Park Community Court	Canceled	CDBG	\$0.00	\$0.00	\$0.00
			11813	South Dallas/Fair Park Community Court	Open	CDBG	\$0.00	\$0.00	\$0.00
		Project Total					\$0.00	\$0.00	\$0.00
	10	South Oak Cliff Community Court	11814	South Oak Cliff Community Court	Open	CDBG	\$0.00	\$0.00	\$0.00
		Project Total					\$0.00	\$0.00	\$0.00
	11	West Dallas Community Court	11815	West Dallas Community Court	Open	CDBG	\$0.00	\$0.00	\$0.00
		Project Total					\$0.00	\$0.00	\$0.00
	12	Training and Employment for Adults with Disabilities	11816	Training and Employment for Adults with Disabilities	Open	CDBG	\$0.00	\$0.00	\$0.00
		Project Total					\$0.00	\$0.00	\$0.00
	13	Housing Development Support	11817	Housing Development Support	Open	CDBG	\$0.00	\$0.00	\$0.00
		Project Total					\$0.00	\$0.00	\$0.00
	14	Mortgage Assistance Program	11818	Mortgage Assistance Program	Open	CDBG	\$0.00	\$0.00	\$0.00
		Project Total					\$0.00	\$0.00	\$0.00
	15	Housing Services Program	11819	Housing Services Program	Open	CDBG	\$0.00	\$0.00	\$0.00
		Project Total					\$0.00	\$0.00	\$0.00
	16	Housing Assistance Support	11820	Housing Assistance Support	Open	CDBG	\$0.00	\$0.00	\$0.00

U.S. Department of Housing and Urban Development
 Office of Community Planning and Development
 Integrated Disbursement and Information System
 List of Activities By Program Year And Project
 DALLAS, TX

Plan Year	IDIS Project	Project	IDIS Activity ID	Activity Name	Activity Status	Program	Funded Amount	Draw Amount	Balance
2013	16	Project Total					\$0.00	\$0.00	\$0.00
	17	Major Systems Repair Program	11821	Major Systems Repair Program	Open	CDBG	\$0.00	\$0.00	\$0.00
		Project Total					\$0.00	\$0.00	\$0.00
	18	Minor Plumbing Repair/Replacement Program	11822	Minor Plumbing Repair/Replacement Program	Open	CDBG	\$0.00	\$0.00	\$0.00
		Project Total					\$0.00	\$0.00	\$0.00
	19	Reconstruction Program	11823	Reconstruction Program	Open	CDBG	\$0.00	\$0.00	\$0.00
		Project Total					\$0.00	\$0.00	\$0.00
	20	People Helping People-Volunteer Home Repair	11824	People Helping People-Volunteer Home Repair	Open	CDBG	\$0.00	\$0.00	\$0.00
		Project Total					\$0.00	\$0.00	\$0.00
	21	Dedicated SAFE II Expansion Code Inspection - Code Compliance	11825	Dedicated SAFE II Expansion Code Inspection - Code Compliance	Open	CDBG	\$0.00	\$0.00	\$0.00
		Project Total					\$0.00	\$0.00	\$0.00
	22	Dedicated SAFE II Expansion Code Inspection - Fire Department	11826	Dedicated SAFE II Expansion Code Inspection - Fire Department	Open	CDBG	\$0.00	\$0.00	\$0.00
		Project Total					\$0.00	\$0.00	\$0.00
	23	Dedicated SAFE II Expansion Code Inspection - Police Department	11827	Dedicated SAFE II Expansion Code Inspection - Police Department	Open	CDBG	\$0.00	\$0.00	\$0.00
		Project Total					\$0.00	\$0.00	\$0.00
	24	Neighborhood Investment Program - Code Compliance	11828	Neighborhood Investment Program - Code Compliance	Open	CDBG	\$0.00	\$0.00	\$0.00
		Project Total					\$0.00	\$0.00	\$0.00
	25	Business Loan Program	11918	Enrique Castillo dba/Palomo Auto Kare	Open	CDBG	\$0.00	\$0.00	\$0.00
			11919	C.K. Park, Inc. dba/ Chicken House Plus #2	Open	CDBG	\$0.00	\$0.00	\$0.00
			11920	2720 Restaurant Group, LLC dba/J. Pepe's Mexican Restaurant	Open	CDBG	\$0.00	\$0.00	\$0.00
		Project Total					\$0.00	\$0.00	\$0.00
	26	Business Assistance Center Program	11830	BAC #1 Greater Dallas Hispanic Chamber of Commerce	Open	CDBG	\$0.00	\$0.00	\$0.00
			11831	BAC # 2 - Inncity Community Development Corporation	Open	CDBG	\$0.00	\$0.00	\$0.00
			11832	BAC # 3 - Greater Dallas Hispanic Chamber of Commerce	Open	CDBG	\$0.00	\$0.00	\$0.00
			11833	BAC # 4 - Greater Dallas Hispanic Chamber of Commerce	Open	CDBG	\$0.00	\$0.00	\$0.00
			11834	BAC # 5 Business Assistance Center, Inc.	Open	CDBG	\$0.00	\$0.00	\$0.00
			11835	BAC # 6 Greater Dallas Asian American Chamber of Commerce/Multi-Ethnic Education & Eco Dev. Center	Open	CDBG	\$0.00	\$0.00	\$0.00
			11836	BAC # 7 Regional Hispanic Contractors Association	Open	CDBG	\$0.00	\$0.00	\$0.00
			11837	BAC # 8 CEN-TEX Certified Development Corporation dba Business and Community Lenders of Texas	Open	CDBG	\$0.00	\$0.00	\$0.00
		Project Total					\$0.00	\$0.00	\$0.00
	27	Neighborhood Enhancement Program (NEP)	11838	Neighborhood Enhancement Program (NEP)	Open	CDBG	\$0.00	\$0.00	\$0.00

U.S. Department of Housing and Urban Development
 Office of Community Planning and Development
 Integrated Disbursement and Information System
 List of Activities By Program Year And Project
 DALLAS, TX

Plan Year	IDIS Project	Project	IDIS Activity ID	Activity Name	Activity Status	Program	Funded Amount	Draw Amount	Balance
2013	27	Neighborhood Enhancement Program (NEP)	11864	NEP-South Dallas/Fair Park Beautification/Enhancements	Open	CDBG	\$0.00	\$0.00	\$0.00
			11865	NEP- Ideal/Rochester Beautification/Enhancements	Open	CDBG	\$0.00	\$0.00	\$0.00
			11866	NEP-West Dallas Beautification/Enhancements	Open	CDBG	\$0.00	\$0.00	\$0.00
			11867	NEP-Cigarette Hill Beautification/Enhancement	Open	CDBG	\$0.00	\$0.00	\$0.00
			Project Total				\$0.00	\$0.00	\$0.00
	28	Neighborhood Investment Program Infrastructure	11839	Neighborhood Investment Program Infrastructure	Open	CDBG	\$0.00	\$0.00	\$0.00
			11862	NIP-South Dallas/Fair Park Public Improvements	Open	CDBG	\$0.00	\$0.00	\$0.00
			11863	NIP-Ideal/Rochester Public Improvement	Open	CDBG	\$0.00	\$0.00	\$0.00
			Project Total				\$0.00	\$0.00	\$0.00
	29	Fair Housing Enforcement	11840	Fair Housing Enforcement	Open	CDBG	\$0.00	\$0.00	\$0.00
		Project Total					\$0.00	\$0.00	\$0.00
	30	Citizen Participation/CDC Support/HUD Oversight	11841	Citizen Participation/CDC Support/HUD Oversight	Open	CDBG	\$0.00	\$0.00	\$0.00
		Project Total					\$0.00	\$0.00	\$0.00
	31	Housing Contract Administration	11842	Housing Contract Administration	Open	CDBG	\$0.00	\$0.00	\$0.00
		Project Total					\$0.00	\$0.00	\$0.00
	32	Housing Management Support	11843	Housing Management Support	Open	CDBG	\$0.00	\$0.00	\$0.00
		Project Total					\$0.00	\$0.00	\$0.00
	33	Economic Development Program Oversight	11844	Economic Development Program Oversight	Open	CDBG	\$0.00	\$0.00	\$0.00
		Project Total					\$0.00	\$0.00	\$0.00
	34	Parks & Recreation Program Oversight	11845	Parks & Recreation Program Oversight	Open	CDBG	\$0.00	\$0.00	\$0.00
	Project Total					\$0.00	\$0.00	\$0.00	
	Program Total				CDBG	\$0.00	\$0.00	\$0.00	
	2013 Total					\$0.00	\$0.00	\$0.00	
	Program Grand Total				CDBG	\$519,030,252.98	\$506,540,812.56	\$12,489,440.42	
	Grand Total					\$519,030,252.98	\$506,540,812.56	\$12,489,440.42	



**30. FY 2012-13 DRAWDOWN VOUCHERS
(IDIS REPORT PR07)**



OFFICE OF COMMUNITY PLANNING AND DEVELOPMENT

PR07 - Drawdown Report by Voucher Number - Vouchers
Submitted to Loccs

Voucher Number	Line Item	IDIS Project ID	IDIS Act ID	Voucher Created	Voucher Status	Status Date	LOCCS Send Date	Grant Number	Fund Type	Recipient TIN	Payee TIN	Program	PY	Drawn Amount
5496391	1	28	11562	11/12/2012	Completed	11/14/2012	11/14/2012	B11MC480009	RL	75600508	75600508	CDBG	Y	\$25,000.00
	2	40	10685	11/12/2012	Completed	11/14/2012	11/14/2012	B11MC480009	RL	75600508	75600508	CDBG	Y	\$106,393.33
5502886	1	20	11228	12/3/2012	Completed	12/03/2012	12/3/2012	B11MC480009	PI	75600508	75600508	CDBG	Y	\$12,737.35
5502930	1	124	9599	12/3/2012	Completed	12/04/2012	12/3/2012	B10MC480009	EN	75600508	75600508	CDBG	Y	\$820.00
	2	131	9771	12/3/2012	Completed	12/04/2012	12/3/2012	B10MC480009	EN	75600508	75600508	CDBG	Y	\$158,840.71
	3	31	9883	12/3/2012	Completed	12/04/2012	12/3/2012	B10MC480009	EN	75600508	75600508	CDBG	Y	\$201.45
	4	31	10175	12/3/2012	Completed	12/04/2012	12/3/2012	B10MC480009	EN	75600508	75600508	CDBG	Y	\$3,358.70
	5	43	10397	12/3/2012	Completed	12/04/2012	12/3/2012	B10MC480009	EN	75600508	75600508	CDBG	Y	\$3,959.09
	6	51	7018	12/3/2012	Completed	12/04/2012	12/3/2012	B10MC480009	EN	75600508	75600508	CDBG	Y	\$2,150.00
	7	2	11286	12/3/2012	Completed	12/04/2012	12/3/2012	B10MC480009	EN	75600508	75600508	CDBG	Y	\$4,766.45
	8	50	11431	12/3/2012	Completed	12/04/2012	12/3/2012	B10MC480009	EN	75600508	75600508	CDBG	Y	\$48,231.96
	9	15	11430	12/3/2012	Completed	12/04/2012	12/3/2012	B10MC480009	EN	75600508	75600508	CDBG	Y	\$90,235.49
	10	15	11430	12/3/2012	Completed	12/04/2012	12/3/2012	B11MC480009	EN	75600508	75600508	CDBG	Y	\$15,208.64
	11	43	9359	12/3/2012	Completed	12/04/2012	12/3/2012	B11MC480009	EN	75600508	75600508	CDBG	Y	\$27,776.33
	12	43	9852	12/3/2012	Completed	12/04/2012	12/3/2012	B11MC480009	EN	75600508	75600508	CDBG	Y	\$3,179.75
	13	50	9856	12/3/2012	Completed	12/04/2012	12/3/2012	B11MC480009	EN	75600508	75600508	CDBG	Y	\$21,155.08
	14	31	10394	12/3/2012	Completed	12/04/2012	12/3/2012	B11MC480009	EN	75600508	75600508	CDBG	Y	\$5,952.51
	15	26	10381	12/3/2012	Completed	12/04/2012	12/3/2012	B11MC480009	EN	75600508	75600508	CDBG	Y	\$3,713.58
	16	28	10532	12/3/2012	Completed	12/04/2012	12/3/2012	B11MC480009	EN	75600508	75600508	CDBG	Y	\$5,250.60
	17	43	10516	12/3/2012	Completed	12/04/2012	12/3/2012	B11MC480009	EN	75600508	75600508	CDBG	Y	\$19,485.21
	18	33	10958	12/3/2012	Completed	12/04/2012	12/3/2012	B11MC480009	EN	75600508	75600508	CDBG	Y	\$10,400.99
	19	32	10957	12/3/2012	Completed	12/04/2012	12/3/2012	B11MC480009	EN	75600508	75600508	CDBG	Y	\$14,427.02
	20	35	10960	12/3/2012	Completed	12/04/2012	12/3/2012	B11MC480009	EN	75600508	75600508	CDBG	Y	\$29,778.32
	21	7	10889	12/3/2012	Completed	12/04/2012	12/3/2012	B11MC480009	EN	75600508	75600508	CDBG	Y	\$591.39
	22	44	11289	12/3/2012	Completed	12/04/2012	12/3/2012	B11MC480009	EN	75600508	75600508	CDBG	Y	\$3,170.00
	23	44	11288	12/3/2012	Completed	12/04/2012	12/3/2012	B11MC480009	EN	75600508	75600508	CDBG	Y	\$477.00
	24	11	11206	12/3/2012	Completed	12/04/2012	12/3/2012	B11MC480009	EN	75600508	75600508	CDBG	Y	\$48,083.64
	25	12	11207	12/3/2012	Completed	12/04/2012	12/3/2012	B11MC480009	EN	75600508	75600508	CDBG	Y	\$58,460.62
	26	24	11232	12/3/2012	Completed	12/04/2012	12/3/2012	B11MC480009	EN	75600508	75600508	CDBG	Y	\$24,952.02
	27	27	11235	12/3/2012	Completed	12/04/2012	12/3/2012	B11MC480009	EN	75600508	75600508	CDBG	Y	\$60,677.09
	28	26	11234	12/3/2012	Completed	12/04/2012	12/3/2012	B11MC480009	EN	75600508	75600508	CDBG	Y	\$14,781.74
	29	7	11200	12/3/2012	Completed	12/04/2012	12/3/2012	B11MC480009	EN	75600508	75600508	CDBG	Y	\$23,649.85
	30	38	11253	12/3/2012	Completed	12/04/2012	12/3/2012	B11MC480009	EN	75600508	75600508	CDBG	Y	\$26,592.71
	31	19	11227	12/3/2012	Completed	12/04/2012	12/3/2012	B11MC480009	EN	75600508	75600508	CDBG	Y	\$90,475.86
	32	14	11209	12/3/2012	Completed	12/04/2012	12/3/2012	B11MC480009	EN	75600508	75600508	CDBG	Y	\$327,231.62
	33	37	11252	12/3/2012	Completed	12/04/2012	12/3/2012	B11MC480009	EN	75600508	75600508	CDBG	Y	\$44,168.32
	34	20	11228	12/3/2012	Completed	12/04/2012	12/3/2012	B11MC480009	EN	75600508	75600508	CDBG	Y	\$303,014.61
	35	24	11231	12/3/2012	Completed	12/04/2012	12/3/2012	B11MC480009	EN	75600508	75600508	CDBG	Y	\$144,416.14
	36	3	11196	12/3/2012	Completed	12/04/2012	12/3/2012	B11MC480009	EN	75600508	75600508	CDBG	Y	\$623.05
	37	3	11569	12/3/2012	Completed	12/04/2012	12/3/2012	B11MC480009	EN	75600508	75600508	CDBG	Y	\$17,991.87
	38	4	11197	12/3/2012	Completed	12/04/2012	12/3/2012	B11MC480009	EN	75600508	75600508	CDBG	Y	\$36,193.33
	39	8	11201	12/3/2012	Completed	12/04/2012	12/3/2012	B11MC480009	EN	75600508	75600508	CDBG	Y	\$18,965.63
	40	10	11205	12/3/2012	Revised	12/04/2012	12/3/2012	B11MC480009	EN	75600508	75600508	CDBG	Y	\$64,344.20
	41	36	11251	12/3/2012	Completed	12/04/2012	12/3/2012	B11MC480009	EN	75600508	75600508	CDBG	Y	\$38,893.29
	42	9	11202	12/3/2012	Completed	12/04/2012	12/3/2012	B11MC480009	EN	75600508	75600508	CDBG	Y	\$8,653.48
	43	9	11204	12/3/2012	Completed	12/04/2012	12/3/2012	B11MC480009	EN	75600508	75600508	CDBG	Y	\$11,494.23
	44	13	11208	12/3/2012	Completed	12/04/2012	12/3/2012	B11MC480009	EN	75600508	75600508	CDBG	Y	\$4,166.70
	45	33	11248	12/3/2012	Completed	12/04/2012	12/3/2012	B11MC480009	EN	75600508	75600508	CDBG	Y	\$10,837.87
	46	34	11249	12/3/2012	Completed	12/04/2012	12/3/2012	B11MC480009	EN	75600508	75600508	CDBG	Y	\$171,109.19
	47	35	11250	12/3/2012	Completed	12/04/2012	12/3/2012	B11MC480009	EN	75600508	75600508	CDBG	Y	\$48,167.25
	48	1	11188	12/3/2012	Completed	12/04/2012	12/3/2012	B11MC480009	EN	75600508	75600508	CDBG	Y	\$68,574.12
	49	2	11189	12/3/2012	Completed	12/04/2012	12/3/2012	B11MC480009	EN	75600508	75600508	CDBG	Y	\$37,977.06
	50	39	11254	12/3/2012	Completed	12/04/2012	12/3/2012	B11MC480009	EN	75600508	75600508	CDBG	Y	\$6,601.49
	51	50	11255	12/3/2012	Completed	12/04/2012	12/3/2012	B11MC480009	EN	75600508	75600508	CDBG	Y	\$286.92
	52	29	11236	12/3/2012	Completed	12/04/2012	12/3/2012	B11MC480009	EN	75600508	75600508	CDBG	Y	\$31,499.43
	53	29	11237	12/3/2012	Completed	12/04/2012	12/3/2012	B11MC480009	EN	75600508	75600508	CDBG	Y	\$13,329.94
	54	29	11238	12/3/2012	Completed	12/04/2012	12/3/2012	B11MC480009	EN	75600508	75600508	CDBG	Y	\$42,778.63
	55	29	11239	12/3/2012	Completed	12/04/2012	12/3/2012	B11MC480009	EN	75600508	75600508	CDBG	Y	\$35,583.00
	56	29	11240	12/3/2012	Completed	12/04/2012	12/3/2012	B11MC480009	EN	75600508	75600508	CDBG	Y	\$14,228.64
	57	29	11241	12/3/2012	Completed	12/04/2012	12/3/2012	B11MC480009	EN	75600508	75600508	CDBG	Y	\$7,450.84
	58	29	11242	12/3/2012	Completed	12/04/2012	12/3/2012	B11MC480009	EN	75600508	75600508	CDBG	Y	\$8,119.14

OFFICE OF COMMUNITY PLANNING AND DEVELOPMENT

PR07 - Drawdown Report by Voucher Number - Vouchers
Submitted to Loccs

Voucher Number	Line Item	IDIS Project ID	IDIS Act ID	Voucher Created	Voucher Status	Status Date	LOCCS Send Date	Grant Number	Fund Type	Recipient TIN	Payee TIN	Program	PY	Drawn Amount
5502930	59	29	11243	12/3/2012	Completed	12/04/2012	12/3/2012	B11MC480009	EN	75600508	75600508	CDBG	Y	\$2,405.17
	60	10	11205	1/14/2013	Completed	12/04/2012	12/3/2012	B11MC480009	EN	75600508	75600508	CDBG	Y	\$45,949.39
	61	20	11228	1/14/2013	Revised	12/04/2012	12/3/2012	B11MC480009	EN	75600508	75600508	CDBG	Y	\$18,394.81
	62	20	11228	1/14/2013	Revised	12/04/2012	12/3/2012	B11MC480009	EN	75600508	75600508	CDBG	Y	\$12,313.25
	63	10	11205	1/14/2013	Revised	12/04/2012	12/3/2012	B11MC480009	EN	75600508	75600508	CDBG	Y	\$6,081.56
	64	20	11228	1/14/2013	Revised	12/04/2012	12/3/2012	B11MC480009	EN	75600508	75600508	CDBG	Y	\$6,081.56
	65	10	11205	1/14/2013	Completed	12/04/2012	12/3/2012	B11MC480009	EN	75600508	75600508	CDBG	Y	\$12,313.25
	66	10	11205	12/13/2013	Completed	12/04/2012	12/3/2012	B11MC480009	EN	75600508	75600508	CDBG	Y	\$6,081.56
5503168	1	17	11638	12/3/2012	Completed	12/03/2012	12/3/2012	B11MC480009	PI	75600508	75600508	CDBG	Y	\$87,219.91
5506703	1	16	11592	12/12/2012	Cancelled	12/20/2012	12/20/2012	B11MC480009	PI	75600508	75600508	CDBG		\$24,197.26
	2	16	11592	12/12/2012	Completed	12/20/2012	12/20/2012	B12MC480009	PI	75600508	75600508	CDBG		\$6,047.53
5508988	1	85	6189	12/18/2012	Completed	12/21/2012	12/20/2012	B11MC480009	EN	75600508	75600508	CDBG		\$3,290.27
	2	125	9600	12/18/2012	Completed	12/21/2012	12/20/2012	B11MC480009	EN	75600508	75600508	CDBG		\$853.23
	3	59	11436	12/18/2012	Completed	12/21/2012	12/20/2012	B11MC480009	EN	75600508	75600508	CDBG		\$738.75
	4	87	11244	12/18/2012	Completed	12/21/2012	12/20/2012	B11MC480009	EN	75600508	75600508	CDBG		\$6,000.00
	5	50	11431	12/18/2012	Completed	12/21/2012	12/20/2012	B11MC480009	EN	75600508	75600508	CDBG		\$2,499.20
	6	15	11430	12/18/2012	Completed	12/21/2012	12/20/2012	B11MC480009	EN	75600508	75600508	CDBG		\$62,088.70
	7	25	9876	12/18/2012	Completed	12/21/2012	12/20/2012	B11MC480009	EN	75600508	75600508	CDBG		\$901.10
	8	31	10394	12/18/2012	Completed	12/21/2012	12/20/2012	B11MC480009	EN	75600508	75600508	CDBG		\$661.39
	9	30	10365	12/18/2012	Completed	12/21/2012	12/20/2012	B11MC480009	EN	75600508	75600508	CDBG		\$1,255.00
	10	26	10381	12/18/2012	Completed	12/21/2012	12/20/2012	B11MC480009	EN	75600508	75600508	CDBG		\$7,121.62
	11	39	10370	12/18/2012	Completed	12/21/2012	12/20/2012	B11MC480009	EN	75600508	75600508	CDBG		\$27,770.93
	12	28	10532	12/18/2012	Completed	12/21/2012	12/20/2012	B11MC480009	EN	75600508	75600508	CDBG		\$12,963.54
	13	33	10958	12/18/2012	Completed	12/21/2012	12/20/2012	B11MC480009	EN	75600508	75600508	CDBG		\$6,015.03
	14	31	10956	12/18/2012	Completed	12/21/2012	12/20/2012	B11MC480009	EN	75600508	75600508	CDBG		\$194.98
	15	32	10957	12/18/2012	Revised	12/21/2012	12/20/2012	B11MC480009	EN	75600508	75600508	CDBG		\$12,314.40
	16	35	10960	12/18/2012	Completed	12/21/2012	12/20/2012	B11MC480009	EN	75600508	75600508	CDBG		\$50,619.00
	17	2	11284	12/18/2012	Completed	12/21/2012	12/20/2012	B11MC480009	EN	75600508	75600508	CDBG		\$32,011.00
	18	44	11292	12/18/2012	Completed	12/21/2012	12/20/2012	B11MC480009	EN	75600508	75600508	CDBG		\$12,998.45
	19	11	11206	12/18/2012	Completed	12/21/2012	12/20/2012	B11MC480009	EN	75600508	75600508	CDBG		\$872.27
	20	12	11207	12/18/2012	Completed	12/21/2012	12/20/2012	B11MC480009	EN	75600508	75600508	CDBG		\$1,628.55
	21	27	11235	12/18/2012	Completed	12/21/2012	12/20/2012	B11MC480009	EN	75600508	75600508	CDBG		\$5,506.21
	22	26	11234	12/18/2012	Completed	12/21/2012	12/20/2012	B11MC480009	EN	75600508	75600508	CDBG		\$675.72
	23	7	11200	12/18/2012	Revised	12/21/2012	12/20/2012	B11MC480009	EN	75600508	75600508	CDBG		\$10,931.65
	24	38	11253	12/18/2012	Completed	12/21/2012	12/20/2012	B11MC480009	EN	75600508	75600508	CDBG		\$10,916.74
	25	19	11227	12/18/2012	Revised	12/21/2012	12/20/2012	B11MC480009	EN	75600508	75600508	CDBG		\$17,981.61
	26	14	11209	12/18/2012	Completed	12/21/2012	12/20/2012	B11MC480009	EN	75600508	75600508	CDBG		\$50,910.75
	27	37	11252	12/18/2012	Revised	12/21/2012	12/20/2012	B11MC480009	EN	75600508	75600508	CDBG		\$9,621.24
	28	20	11228	12/18/2012	Completed	12/21/2012	12/20/2012	B11MC480009	EN	75600508	75600508	CDBG		\$113,819.25
	29	24	11231	12/18/2012	Revised	12/21/2012	12/20/2012	B11MC480009	EN	75600508	75600508	CDBG		\$45,486.69
	30	4	11197	12/18/2012	Revised	12/21/2012	12/20/2012	B11MC480009	EN	75600508	75600508	CDBG		\$2,518.65
	31	8	11201	12/18/2012	Revised	12/21/2012	12/20/2012	B11MC480009	EN	75600508	75600508	CDBG		\$1,862.69
	32	10	11205	12/18/2012	Revised	12/21/2012	12/20/2012	B11MC480009	EN	75600508	75600508	CDBG		\$11,404.85
	33	36	11251	12/18/2012	Revised	12/21/2012	12/20/2012	B11MC480009	EN	75600508	75600508	CDBG		\$18,653.41
	34	9	11204	12/18/2012	Completed	12/21/2012	12/20/2012	B11MC480009	EN	75600508	75600508	CDBG		\$2,753.91
	35	33	11248	12/18/2012	Completed	12/21/2012	12/20/2012	B11MC480009	EN	75600508	75600508	CDBG		\$4,719.93
	36	34	11249	12/18/2012	Completed	12/21/2012	12/20/2012	B11MC480009	EN	75600508	75600508	CDBG		\$52,049.41
	37	35	11250	12/18/2012	Completed	12/21/2012	12/20/2012	B11MC480009	EN	75600508	75600508	CDBG		\$22,323.13
	38	1	11188	12/18/2012	Completed	12/21/2012	12/20/2012	B11MC480009	EN	75600508	75600508	CDBG		\$5,886.85
	39	2	11189	12/18/2012	Completed	12/21/2012	12/20/2012	B11MC480009	EN	75600508	75600508	CDBG		\$4,260.10
	40	39	11254	12/18/2012	Completed	12/21/2012	12/20/2012	B11MC480009	EN	75600508	75600508	CDBG		\$1,974.11
	41	29	11237	12/18/2012	Completed	12/21/2012	12/20/2012	B11MC480009	EN	75600508	75600508	CDBG		\$4,683.78
	42	29	11238	12/18/2012	Completed	12/21/2012	12/20/2012	B11MC480009	EN	75600508	75600508	CDBG		\$8,147.09
	43	29	11240	12/18/2012	Completed	12/21/2012	12/20/2012	B11MC480009	EN	75600508	75600508	CDBG		\$7,114.32
	44	16	11565	12/18/2012	Completed	12/21/2012	12/20/2012	B11MC480009	EN	75600508	75600508	CDBG		\$2,316.48
	45	16	11566	12/18/2012	Completed	12/21/2012	12/20/2012	B11MC480009	EN	75600508	75600508	CDBG		\$16,766.77
	46	32	10957	1/14/2013	Completed	12/21/2012	12/20/2012	B11MC480009	EN	75600508	75600508	CDBG		\$12,002.40
	47	20	11228	1/14/2013	Completed	12/21/2012	12/20/2012	B11MC480009	EN	75600508	75600508	CDBG		\$312.00
	48	19	11227	1/14/2013	Revised	12/21/2012	12/20/2012	B11MC480009	EN	75600508	75600508	CDBG		\$16,882.96
	49	20	11228	1/14/2013	Completed	12/21/2012	12/20/2012	B11MC480009	EN	75600508	75600508	CDBG		\$1,098.65
	50	24	11231	1/14/2013	Completed	12/21/2012	12/20/2012	B11MC480009	EN	75600508	75600508	CDBG		\$40,457.73

OFFICE OF COMMUNITY PLANNING AND DEVELOPMENT

PR07 - Drawdown Report by Voucher Number - Vouchers
Submitted to Loccs

Voucher Number	Line Item	IDIS Project ID	IDIS Act ID	Voucher Created	Voucher Status	Status Date	LOCCS Send Date	Grant Number	Fund Type	Recipient TIN	Payee TIN	Program	PY	Drawn Amount
5508988	51	20	11228	1/14/2013	Completed	12/21/2012	12/20/2012	B11MC480009	EN	75600508	756000508	CDBG		\$5,028.96
	52	4	11197	1/14/2013	Completed	12/21/2012	12/20/2012	B11MC480009	EN	75600508	756000508	CDBG		\$1,573.87
	53	20	11228	1/14/2013	Completed	12/21/2012	12/20/2012	B11MC480009	EN	75600508	756000508	CDBG		\$944.78
	54	8	11201	1/14/2013	Completed	12/21/2012	12/20/2012	B11MC480009	EN	75600508	756000508	CDBG		\$767.55
	55	20	11228	1/14/2013	Completed	12/21/2012	12/20/2012	B11MC480009	EN	75600508	756000508	CDBG		\$1,095.14
	56	36	11251	1/16/2013	Completed	12/21/2012	12/20/2012	B11MC480009	EN	75600508	756000508	CDBG		\$258.60
	57	20	11228	1/16/2013	Completed	12/21/2012	12/20/2012	B11MC480009	EN	75600508	756000508	CDBG		\$18,394.81
	58	37	11252	2/14/2013	Completed	12/21/2012	12/20/2012	B11MC480009	EN	75600508	756000508	CDBG		\$45.22
	59	20	11228	2/14/2013	Completed	12/21/2012	12/20/2012	B11MC480009	EN	75600508	756000508	CDBG		\$9,576.02
	60	20	11228	2/14/2013	Revised	12/21/2012	12/20/2012	B11MC480009	EN	75600508	756000508	CDBG		\$10,931.65
	61	20	11228	2/14/2013	Completed	12/21/2012	12/20/2012	B11MC480009	EN	75600508	756000508	CDBG		\$9,275.83
	62	7	11200	2/14/2013	Completed	12/21/2012	12/20/2012	B11MC480009	EN	75600508	756000508	CDBG		\$1,655.82
	63	19	11227	3/14/2013	Completed	12/21/2012	12/20/2012	B11MC480009	EN	75600508	756000508	CDBG		\$15,609.00
	64	37	11252	3/14/2013	Completed	12/21/2012	12/20/2012	B11MC480009	EN	75600508	756000508	CDBG		\$1,273.96
	65	10	11205	12/13/2013	Completed	12/21/2012	12/20/2012	B11MC480009	EN	75600508	756000508	CDBG		\$5,323.29
	66	20	11228	12/13/2013	Completed	12/21/2012	12/20/2012	B11MC480009	EN	75600508	756000508	CDBG		\$6,081.56
5509041	1	9	11585	12/18/2012	Completed	12/21/2012	12/20/2012	B11MC480009	EN	75600508	756000508	CDBG		\$37,820.80
	2	10	11586	12/18/2012	Completed	12/21/2012	12/20/2012	B11MC480009	EN	75600508	756000508	CDBG		\$16,283.47
	3	11	11587	12/18/2012	Completed	12/21/2012	12/20/2012	B11MC480009	EN	75600508	756000508	CDBG		\$14,164.43
	4	25	11607	12/18/2012	Completed	12/21/2012	12/20/2012	B11MC480009	EN	75600508	756000508	CDBG		\$8,588.30
	5	28	11610	12/18/2012	Completed	12/21/2012	12/20/2012	B11MC480009	EN	75600508	756000508	CDBG		\$67,278.69
	6	27	11609	12/18/2012	Completed	12/21/2012	12/20/2012	B11MC480009	EN	75600508	756000508	CDBG		\$8,054.63
	7	40	11629	12/18/2012	Completed	12/21/2012	12/20/2012	B11MC480009	EN	75600508	756000508	CDBG		\$13,991.51
	8	4	11581	12/18/2012	Completed	12/21/2012	12/20/2012	B11MC480009	EN	75600508	756000508	CDBG		\$17,581.21
	9	6	11583	12/18/2012	Completed	12/21/2012	12/20/2012	B11MC480009	EN	75600508	756000508	CDBG		\$18,800.63
	10	7	11584	12/18/2012	Completed	12/21/2012	12/20/2012	B11MC480009	EN	75600508	756000508	CDBG		\$17,103.80
	11	20	11602	12/18/2012	Completed	12/21/2012	12/20/2012	B11MC480009	EN	75600508	756000508	CDBG		\$197,071.79
	12	38	11627	12/18/2012	Completed	12/21/2012	12/20/2012	B11MC480009	EN	75600508	756000508	CDBG		\$25,528.19
	13	15	11591	12/18/2012	Completed	12/21/2012	12/20/2012	B11MC480009	EN	75600508	756000508	CDBG		\$97,707.59
	14	39	11628	12/18/2012	Completed	12/21/2012	12/20/2012	B11MC480009	EN	75600508	756000508	CDBG		\$113,732.28
	15	16	11592	12/18/2012	Completed	12/21/2012	12/20/2012	B11MC480009	EN	75600508	756000508	CDBG		\$4,887.14
	16	12	11588	12/18/2012	Completed	12/21/2012	12/20/2012	B11MC480009	EN	75600508	756000508	CDBG		\$10,284.95
	17	35	11624	12/18/2012	Completed	12/21/2012	12/20/2012	B11MC480009	EN	75600508	756000508	CDBG		\$43,134.81
	18	36	11625	12/18/2012	Completed	12/21/2012	12/20/2012	B11MC480009	EN	75600508	756000508	CDBG		\$22,967.92
	19	37	11626	12/18/2012	Completed	12/21/2012	12/20/2012	B11MC480009	EN	75600508	756000508	CDBG		\$14,773.72
	20	1	11579	12/18/2012	Completed	12/21/2012	12/20/2012	B11MC480009	EN	75600508	756000508	CDBG		\$62,056.60
	21	2	11580	12/18/2012	Completed	12/21/2012	12/20/2012	B11MC480009	EN	75600508	756000508	CDBG		\$7,730.92
	22	41	11630	12/18/2012	Completed	12/21/2012	12/20/2012	B11MC480009	EN	75600508	756000508	CDBG		\$9,536.17
	23	24	11606	12/18/2012	Completed	12/21/2012	12/20/2012	B11MC480009	EN	75600508	756000508	CDBG		\$69,189.69
5517844	1	16	11592	1/14/2013	Completed	01/17/2013	1/17/2013	B12MC480009	PI	75600508	756000508	CDBG		\$15,843.81
5518639	1	53	6209	1/16/2013	Completed	01/18/2013	1/17/2013	B11MC480009	EN	75600508	756000508	CDBG		\$1,732.00
	2	43	10397	1/16/2013	Completed	01/18/2013	1/17/2013	B11MC480009	EN	75600508	756000508	CDBG		\$1,461.25
	3	51	7018	1/16/2013	Completed	01/18/2013	1/17/2013	B11MC480009	EN	75600508	756000508	CDBG		\$51,234.00
	4	15	11430	1/16/2013	Completed	01/18/2013	1/17/2013	B11MC480009	EN	75600508	756000508	CDBG		\$78,000.00
	5	20	11496	1/16/2013	Completed	01/18/2013	1/17/2013	B11MC480009	EN	75600508	756000508	CDBG		\$22,434.82
	6	15	11497	1/16/2013	Completed	01/18/2013	1/17/2013	B11MC480009	EN	75600508	756000508	CDBG		\$4,250.00
	7	56	7022	1/16/2013	Completed	01/18/2013	1/17/2013	B11MC480009	EN	75600508	756000508	CDBG		\$2,355.23
	8	61	7774	1/16/2013	Completed	01/18/2013	1/17/2013	B11MC480009	EN	75600508	756000508	CDBG		\$630.02
	9	62	8501	1/16/2013	Completed	01/18/2013	1/17/2013	B11MC480009	EN	75600508	756000508	CDBG		\$818.44
	10	43	9852	1/16/2013	Completed	01/18/2013	1/17/2013	B11MC480009	EN	75600508	756000508	CDBG		\$2,290.00
	11	50	9856	1/16/2013	Completed	01/18/2013	1/17/2013	B11MC480009	EN	75600508	756000508	CDBG		\$28,962.76
	12	26	10381	1/16/2013	Completed	01/18/2013	1/17/2013	B11MC480009	EN	75600508	756000508	CDBG		\$391.90
	13	39	10370	1/16/2013	Completed	01/18/2013	1/17/2013	B11MC480009	EN	75600508	756000508	CDBG		\$49.73
	14	28	10532	1/16/2013	Completed	01/18/2013	1/17/2013	B11MC480009	EN	75600508	756000508	CDBG		\$24,037.50
	15	43	10516	1/16/2013	Completed	01/18/2013	1/17/2013	B11MC480009	EN	75600508	756000508	CDBG		\$16,327.98
	16	35	10960	1/16/2013	Completed	01/18/2013	1/17/2013	B11MC480009	EN	75600508	756000508	CDBG		\$7,872.00
	17	44	11289	1/16/2013	Completed	01/18/2013	1/17/2013	B11MC480009	EN	75600508	756000508	CDBG		\$4,093.55
	18	2	11284	1/16/2013	Completed	01/18/2013	1/17/2013	B11MC480009	EN	75600508	756000508	CDBG		\$2,921.00
	19	44	11291	1/16/2013	Completed	01/18/2013	1/17/2013	B11MC480009	EN	75600508	756000508	CDBG		\$7,917.18
	20	27	11235	1/16/2013	Completed	01/18/2013	1/17/2013	B11MC480009	EN	75600508	756000508	CDBG		\$2,138.30
	21	7	11200	1/16/2013	Revised	01/18/2013	1/17/2013	B11MC480009	EN	75600508	756000508	CDBG		\$11,996.13

OFFICE OF COMMUNITY PLANNING AND DEVELOPMENT

PR07 - Drawdown Report by Voucher Number - Vouchers
Submitted to Loccs

Voucher Number	Line Item	IDIS Project ID	IDIS Act ID	Voucher Created	Voucher Status	Status Date	LOCCS Send Date	Grant Number	Fund Type	Recipient TIN	Payee TIN	Program	PY	Drawn Amount
5518639	22	38	11253	1/16/2013	Completed	01/18/2013	1/17/2013	B11MC480009	EN	75600508	756000508	CDBG		\$388.94
	23	20	11228	1/16/2013	Completed	01/18/2013	1/17/2013	B11MC480009	EN	75600508	756000508	CDBG		\$181,658.50
	24	33	11248	1/16/2013	Completed	01/18/2013	1/17/2013	B11MC480009	EN	75600508	756000508	CDBG		\$648.08
	25	34	11249	1/16/2013	Completed	01/18/2013	1/17/2013	B11MC480009	EN	75600508	756000508	CDBG		\$555.96
	26	35	11250	1/16/2013	Completed	01/18/2013	1/17/2013	B11MC480009	EN	75600508	756000508	CDBG		\$48.62
	27	1	11188	1/16/2013	Completed	01/18/2013	1/17/2013	B11MC480009	EN	75600508	756000508	CDBG		\$3,395.19
	28	2	11189	1/16/2013	Completed	01/18/2013	1/17/2013	B11MC480009	EN	75600508	756000508	CDBG		\$321.52
	29	39	11254	1/16/2013	Completed	01/18/2013	1/17/2013	B11MC480009	EN	75600508	756000508	CDBG		\$145.45
	30	29	11236	1/16/2013	Completed	01/18/2013	1/17/2013	B11MC480009	EN	75600508	756000508	CDBG		\$8,613.41
	31	29	11238	1/16/2013	Completed	01/18/2013	1/17/2013	B11MC480009	EN	75600508	756000508	CDBG		\$6,055.51
	32	29	11239	1/16/2013	Completed	01/18/2013	1/17/2013	B11MC480009	EN	75600508	756000508	CDBG		\$13,437.80
	33	29	11241	1/16/2013	Completed	01/18/2013	1/17/2013	B11MC480009	EN	75600508	756000508	CDBG		\$6,734.21
	34	29	11242	1/16/2013	Completed	01/18/2013	1/17/2013	B11MC480009	EN	75600508	756000508	CDBG		\$7,915.69
	35	16	11567	1/16/2013	Completed	01/18/2013	1/17/2013	B11MC480009	EN	75600508	756000508	CDBG		\$6,020.00
	36	16	11568	1/16/2013	Completed	01/18/2013	1/17/2013	B11MC480009	EN	75600508	756000508	CDBG		\$2,147.30
	37	9	11585	1/16/2013	Completed	01/18/2013	1/17/2013	B11MC480009	EN	75600508	756000508	CDBG		\$11,394.46
	38	10	11586	1/16/2013	Completed	01/18/2013	1/17/2013	B11MC480009	EN	75600508	756000508	CDBG		\$12,871.06
	39	11	11587	1/16/2013	Completed	01/18/2013	1/17/2013	B11MC480009	EN	75600508	756000508	CDBG		\$6,573.79
	40	25	11607	1/16/2013	Completed	01/18/2013	1/17/2013	B11MC480009	EN	75600508	756000508	CDBG		\$10,050.52
	41	28	11610	1/16/2013	Completed	01/18/2013	1/17/2013	B11MC480009	EN	75600508	756000508	CDBG		\$17,531.12
	42	27	11609	1/16/2013	Revised	01/18/2013	1/17/2013	B11MC480009	EN	75600508	756000508	CDBG		\$4,153.48
	43	40	11629	1/16/2013	Completed	01/18/2013	1/17/2013	B11MC480009	EN	75600508	756000508	CDBG		\$26,290.71
	44	4	11581	1/16/2013	Completed	01/18/2013	1/17/2013	B11MC480009	EN	75600508	756000508	CDBG		\$40,389.34
	45	6	11583	1/16/2013	Completed	01/18/2013	1/17/2013	B11MC480009	EN	75600508	756000508	CDBG		\$4,268.24
	46	7	11584	1/16/2013	Completed	01/18/2013	1/17/2013	B11MC480009	EN	75600508	756000508	CDBG		\$22,909.97
	47	20	11602	1/16/2013	Completed	01/18/2013	1/17/2013	B11MC480009	EN	75600508	756000508	CDBG		\$217,551.39
	48	38	11627	1/16/2013	Completed	01/18/2013	1/17/2013	B11MC480009	EN	75600508	756000508	CDBG		\$60,947.74
	49	15	11591	1/16/2013	Completed	01/18/2013	1/17/2013	B11MC480009	EN	75600508	756000508	CDBG		\$83,634.53
	50	39	11628	1/16/2013	Completed	01/18/2013	1/17/2013	B11MC480009	EN	75600508	756000508	CDBG		\$53,756.37
	51	16	11592	1/16/2013	Completed	01/18/2013	1/17/2013	B11MC480009	EN	75600508	756000508	CDBG		\$13,479.46
	52	12	11588	1/16/2013	Completed	01/18/2013	1/17/2013	B11MC480009	EN	75600508	756000508	CDBG		\$15,019.75
	53	24	11606	1/16/2013	Completed	01/18/2013	1/17/2013	B11MC480009	EN	75600508	756000508	CDBG		\$66,805.05
	54	35	11624	1/16/2013	Completed	01/18/2013	1/17/2013	B11MC480009	EN	75600508	756000508	CDBG		\$34,861.29
	55	36	11625	1/16/2013	Completed	01/18/2013	1/17/2013	B11MC480009	EN	75600508	756000508	CDBG		\$50,372.94
	56	37	11626	1/16/2013	Completed	01/18/2013	1/17/2013	B11MC480009	EN	75600508	756000508	CDBG		\$26,320.58
	57	1	11579	1/16/2013	Completed	01/18/2013	1/17/2013	B11MC480009	EN	75600508	756000508	CDBG		\$29,202.73
	58	2	11580	1/16/2013	Completed	01/18/2013	1/17/2013	B11MC480009	EN	75600508	756000508	CDBG		\$4,393.46
	59	41	11630	1/16/2013	Completed	01/18/2013	1/17/2013	B11MC480009	EN	75600508	756000508	CDBG		\$10,080.37
	60	20	11228	2/14/2013	Completed	01/18/2013	1/17/2013	B11MC480009	EN	75600508	756000508	CDBG		\$11,996.13
	61	26	11608	6/17/2013	Completed	01/18/2013	1/17/2013	B11MC480009	EN	75600508	756000508	CDBG		\$4,153.48
5524481	1	28	11563	1/30/2013	Completed	01/30/2013	1/30/2013	B11MC480009	RL	75600508	756000508	CDBG		\$25,000.00
	2	29	11701	1/30/2013	Completed	01/30/2013	1/30/2013	B11MC480009	RL	75600508	756000508	CDBG		\$66,161.60
5529949	1	16	11592	2/14/2013	Completed	02/20/2013	2/20/2013	B12MC480009	PI	75600508	756000508	CDBG		\$3,379.14
5530039	1	131	9771	2/14/2013	Completed	02/21/2013	2/20/2013	B11MC480009	EN	75600508	756000508	CDBG		\$14,095.00
	2	2	10811	2/14/2013	Completed	02/21/2013	2/20/2013	B11MC480009	EN	75600508	756000508	CDBG		\$34,582.27
	3	87	11244	2/14/2013	Completed	02/21/2013	2/20/2013	B11MC480009	EN	75600508	756000508	CDBG		\$19,900.00
	4	20	11496	2/14/2013	Completed	02/21/2013	2/20/2013	B11MC480009	EN	75600508	756000508	CDBG		\$6,008.13
	5	15	11497	2/14/2013	Completed	02/21/2013	2/20/2013	B11MC480009	EN	75600508	756000508	CDBG		\$31,250.00
	6	43	9852	2/14/2013	Completed	02/21/2013	2/20/2013	B11MC480009	EN	75600508	756000508	CDBG		\$22,431.60
	7	39	10370	2/14/2013	Completed	02/21/2013	2/20/2013	B11MC480009	EN	75600508	756000508	CDBG		\$76,508.10
	8	28	10532	2/14/2013	Completed	02/21/2013	2/20/2013	B11MC480009	EN	75600508	756000508	CDBG		\$5,150.60
	9	29	10954	2/14/2013	Revised	02/21/2013	2/20/2013	B11MC480009	EN	75600508	756000508	CDBG		\$7,850.00
	10	32	10957	2/14/2013	Completed	02/21/2013	2/20/2013	B11MC480009	EN	75600508	756000508	CDBG		\$536.00
	11	38	11253	2/14/2013	Completed	02/21/2013	2/20/2013	B11MC480009	EN	75600508	756000508	CDBG		\$47.90
	12	19	11227	2/14/2013	Completed	02/21/2013	2/20/2013	B11MC480009	EN	75600508	756000508	CDBG		\$1,098.65
	13	14	11209	2/14/2013	Completed	02/21/2013	2/20/2013	B11MC480009	EN	75600508	756000508	CDBG		\$1,766.57
	14	20	11228	2/14/2013	Completed	02/21/2013	2/20/2013	B11MC480009	EN	75600508	756000508	CDBG		\$60,443.64
	15	24	11231	2/14/2013	Completed	02/21/2013	2/20/2013	B11MC480009	EN	75600508	756000508	CDBG		\$10,404.91
	16	4	11197	2/14/2013	Completed	02/21/2013	2/20/2013	B11MC480009	EN	75600508	756000508	CDBG		\$90.44
	17	8	11201	2/14/2013	Completed	02/21/2013	2/20/2013	B11MC480009	EN	75600508	756000508	CDBG		\$40.18
	18	10	11205	2/14/2013	Completed	02/21/2013	2/20/2013	B11MC480009	EN	75600508	756000508	CDBG		\$174.37

OFFICE OF COMMUNITY PLANNING AND DEVELOPMENT

PR07 - Drawdown Report by Voucher Number - Vouchers
Submitted to Loccs

Voucher Number	Line Item	IDIS Project ID	IDIS Act ID	Voucher Created	Voucher Status	Status Date	LOCCS Send Date	Grant Number	Fund Type	Recipient TIN	Payee TIN	Program	PY	Drawn Amount
5530039	19	36	11251	2/14/2013	Completed	02/21/2013	2/20/2013	B11MC480009	EN	75600508	756000508	CDBG		\$210.30
	20	33	11248	2/14/2013	Completed	02/21/2013	2/20/2013	B11MC480009	EN	75600508	756000508	CDBG		\$102.68
	21	34	11249	2/14/2013	Completed	02/21/2013	2/20/2013	B11MC480009	EN	75600508	756000508	CDBG		\$17,050.65
	22	35	11250	2/14/2013	Completed	02/21/2013	2/20/2013	B11MC480009	EN	75600508	756000508	CDBG		\$4,340.73
	23	39	11254	2/14/2013	Completed	02/21/2013	2/20/2013	B11MC480009	EN	75600508	756000508	CDBG		\$227.26
	24	29	11240	2/14/2013	Completed	02/21/2013	2/20/2013	B11MC480009	EN	75600508	756000508	CDBG		\$1,657.12
	25	29	11242	2/14/2013	Completed	02/21/2013	2/20/2013	B11MC480009	EN	75600508	756000508	CDBG		\$6,649.01
	26	29	11243	2/14/2013	Completed	02/21/2013	2/20/2013	B11MC480009	EN	75600508	756000508	CDBG		\$14,114.45
	27	16	11565	2/14/2013	Completed	02/21/2013	2/20/2013	B11MC480009	EN	75600508	756000508	CDBG		\$2,190.22
	28	16	11566	2/14/2013	Completed	02/21/2013	2/20/2013	B11MC480009	EN	75600508	756000508	CDBG		\$875.00
	29	16	11568	2/14/2013	Completed	02/21/2013	2/20/2013	B11MC480009	EN	75600508	756000508	CDBG		\$6,855.05
	30	32	10957	12/4/2013	Completed	02/21/2013	2/20/2013	B11MC480009	EN	75600508	756000508	CDBG		\$7,850.00
5530201	1	9	11585	2/14/2013	Completed	02/21/2013	2/20/2013	B11MC480009	EN	75600508	756000508	CDBG		\$30,973.96
	2	10	11586	2/14/2013	Completed	02/21/2013	2/20/2013	B11MC480009	EN	75600508	756000508	CDBG		\$18,212.45
	3	11	11587	2/14/2013	Completed	02/21/2013	2/20/2013	B11MC480009	EN	75600508	756000508	CDBG		\$14,676.58
	4	25	11607	2/14/2013	Completed	02/21/2013	2/20/2013	B11MC480009	EN	75600508	756000508	CDBG		\$7,644.78
	5	28	11610	2/14/2013	Completed	02/21/2013	2/20/2013	B11MC480009	EN	75600508	756000508	CDBG		\$50,129.98
	6	26	11608	2/14/2013	Completed	02/21/2013	2/20/2013	B11MC480009	EN	75600508	756000508	CDBG		\$24,067.56
	7	27	11609	2/14/2013	Revised	02/21/2013	2/20/2013	B11MC480009	EN	75600508	756000508	CDBG		\$4,258.83
	8	23	11605	2/14/2013	Completed	02/21/2013	2/20/2013	B11MC480009	EN	75600508	756000508	CDBG		\$3,063.95
	9	40	11629	2/14/2013	Completed	02/21/2013	2/20/2013	B11MC480009	EN	75600508	756000508	CDBG		\$15,571.23
	10	4	11581	2/14/2013	Completed	02/21/2013	2/20/2013	B11MC480009	EN	75600508	756000508	CDBG		\$18,581.52
	11	6	11583	2/14/2013	Completed	02/21/2013	2/20/2013	B11MC480009	EN	75600508	756000508	CDBG		\$35,822.36
	12	7	11584	2/14/2013	Completed	02/21/2013	2/20/2013	B11MC480009	EN	75600508	756000508	CDBG		\$17,804.72
	13	20	11602	2/14/2013	Completed	02/21/2013	2/20/2013	B11MC480009	EN	75600508	756000508	CDBG		\$123,001.59
	14	38	11627	2/14/2013	Completed	02/21/2013	2/20/2013	B11MC480009	EN	75600508	756000508	CDBG		\$24,133.44
	15	15	11591	2/14/2013	Revised	02/21/2013	2/20/2013	B11MC480009	EN	75600508	756000508	CDBG		\$95,275.62
	16	39	11628	2/14/2013	Completed	02/21/2013	2/20/2013	B11MC480009	EN	75600508	756000508	CDBG		\$75,260.52
	17	21	11603	2/14/2013	Completed	02/21/2013	2/20/2013	B11MC480009	EN	75600508	756000508	CDBG		\$15,191.00
	18	16	11592	2/14/2013	Completed	02/21/2013	2/20/2013	B11MC480009	EN	75600508	756000508	CDBG		\$23,445.10
	19	12	11588	2/14/2013	Completed	02/21/2013	2/20/2013	B11MC480009	EN	75600508	756000508	CDBG		\$8,078.87
	20	13	11589	2/14/2013	Completed	02/21/2013	2/20/2013	B11MC480009	EN	75600508	756000508	CDBG		\$4,166.66
	21	35	11624	2/14/2013	Completed	02/21/2013	2/20/2013	B11MC480009	EN	75600508	756000508	CDBG		\$50,861.24
	22	36	11625	2/14/2013	Completed	02/21/2013	2/20/2013	B11MC480009	EN	75600508	756000508	CDBG		\$73,468.26
	23	37	11626	2/14/2013	Completed	02/21/2013	2/20/2013	B11MC480009	EN	75600508	756000508	CDBG		\$39,010.09
	24	1	11579	2/14/2013	Completed	02/21/2013	2/20/2013	B11MC480009	EN	75600508	756000508	CDBG		\$17,912.78
	25	2	11580	2/14/2013	Completed	02/21/2013	2/20/2013	B11MC480009	EN	75600508	756000508	CDBG		\$2,615.36
	26	41	11630	2/14/2013	Completed	02/21/2013	2/20/2013	B11MC480009	EN	75600508	756000508	CDBG		\$5,961.03
	27	30	11616	2/14/2013	Completed	02/21/2013	2/20/2013	B11MC480009	EN	75600508	756000508	CDBG		\$7,114.32
	28	24	11606	2/14/2013	Completed	02/21/2013	2/20/2013	B11MC480009	EN	75600508	756000508	CDBG		\$41,236.45
	29	15	11591	3/14/2013	Completed	02/21/2013	2/20/2013	B11MC480009	EN	75600508	756000508	CDBG		\$61,917.11
	30	24	11606	3/14/2013	Completed	02/21/2013	2/20/2013	B11MC480009	EN	75600508	756000508	CDBG		\$33,358.51
	31	26	11608	6/17/2013	Completed	02/21/2013	2/20/2013	B11MC480009	EN	75600508	756000508	CDBG		\$4,258.83
5540595	1	20	11602	3/14/2013	Completed	03/15/2013	3/15/2013	B12MC480009	PI	75600508	756000508	CDBG		\$82,797.29
5540978	1	131	9771	3/14/2013	Completed	03/16/2013	3/15/2013	B11MC480009	EN	75600508	756000508	CDBG		\$7,601.12
	2	43	10397	3/14/2013	Completed	03/16/2013	3/15/2013	B11MC480009	EN	75600508	756000508	CDBG		\$60,319.10
	3	2	11286	3/14/2013	Completed	03/16/2013	3/15/2013	B11MC480009	EN	75600508	756000508	CDBG		\$4,731.15
	4	50	11431	3/14/2013	Completed	03/16/2013	3/15/2013	B11MC480009	EN	75600508	756000508	CDBG		\$4,425.00
	5	20	11496	3/14/2013	Completed	03/16/2013	3/15/2013	B11MC480009	EN	75600508	756000508	CDBG		\$72,886.11
	6	15	11497	3/14/2013	Completed	03/16/2013	3/15/2013	B11MC480009	EN	75600508	756000508	CDBG		\$30,000.00
	7	33	10958	3/14/2013	Completed	03/16/2013	3/15/2013	B11MC480009	EN	75600508	756000508	CDBG		\$5,175.67
	8	32	10957	3/14/2013	Completed	03/16/2013	3/15/2013	B11MC480009	EN	75600508	756000508	CDBG		\$1,080.00
	9	35	10960	3/14/2013	Completed	03/16/2013	3/15/2013	B11MC480009	EN	75600508	756000508	CDBG		\$6,914.50
	10	43	10969	3/14/2013	Completed	03/16/2013	3/15/2013	B11MC480009	EN	75600508	756000508	CDBG		\$3,007.46
	11	44	11289	3/14/2013	Completed	03/16/2013	3/15/2013	B11MC480009	EN	75600508	756000508	CDBG		\$1,026.00
	12	44	11292	3/14/2013	Completed	03/16/2013	3/15/2013	B11MC480009	EN	75600508	756000508	CDBG		\$850.00
	13	18	11564	3/14/2013	Completed	03/16/2013	3/15/2013	B11MC480009	EN	75600508	756000508	CDBG		\$7,515.00
	14	7	11200	3/14/2013	Completed	03/16/2013	3/15/2013	B11MC480009	EN	75600508	756000508	CDBG		\$119.80
	15	38	11253	3/14/2013	Completed	03/16/2013	3/15/2013	B11MC480009	EN	75600508	756000508	CDBG		\$529.34
	16	14	11209	3/14/2013	Completed	03/16/2013	3/15/2013	B11MC480009	EN	75600508	756000508	CDBG		\$1,661.04
	17	37	11252	3/14/2013	Revised	03/16/2013	3/15/2013	B11MC480009	EN	75600508	756000508	CDBG		\$3,770.96

OFFICE OF COMMUNITY PLANNING AND DEVELOPMENT

PR07 - Drawdown Report by Voucher Number - Vouchers
Submitted to Loccs

Voucher Number	Line Item	IDIS Project ID	IDIS Act ID	Voucher Created	Voucher Status	Status Date	LOCCS Send Date	Grant Number	Fund Type	Recipient TIN	Payee TIN	Program	PY	Drawn Amount
5540978	18	20	11228	3/14/2013	Completed	03/16/2013	3/15/2013	B11MC480009	EN	75600508	75600508	CDBG		\$47,006.10
	19	24	11231	3/14/2013	Completed	03/16/2013	3/15/2013	B11MC480009	EN	75600508	75600508	CDBG		\$14,104.32
	20	10	11205	3/14/2013	Completed	03/16/2013	3/15/2013	B11MC480009	EN	75600508	75600508	CDBG		\$54.24
	21	36	11251	3/14/2013	Completed	03/16/2013	3/15/2013	B11MC480009	EN	75600508	75600508	CDBG		\$29.42
	22	34	11249	3/14/2013	Completed	03/16/2013	3/15/2013	B11MC480009	EN	75600508	75600508	CDBG		\$1,715.32
	23	29	11236	3/14/2013	Completed	03/16/2013	3/15/2013	B11MC480009	EN	75600508	75600508	CDBG		\$2,898.52
	24	29	11237	3/14/2013	Completed	03/16/2013	3/15/2013	B11MC480009	EN	75600508	75600508	CDBG		\$8,183.85
	25	29	11238	3/14/2013	Completed	03/16/2013	3/15/2013	B11MC480009	EN	75600508	75600508	CDBG		\$3,566.36
	26	29	11239	3/14/2013	Completed	03/16/2013	3/15/2013	B11MC480009	EN	75600508	75600508	CDBG		\$6,158.32
	27	29	11241	3/14/2013	Completed	03/16/2013	3/15/2013	B11MC480009	EN	75600508	75600508	CDBG		\$6,858.35
	28	29	11242	3/14/2013	Completed	03/16/2013	3/15/2013	B11MC480009	EN	75600508	75600508	CDBG		\$7,841.06
	29	16	11587	3/14/2013	Completed	03/16/2013	3/15/2013	B11MC480009	EN	75600508	75600508	CDBG		\$1,480.00
	30	9	11585	3/14/2013	Completed	03/16/2013	3/15/2013	B11MC480009	EN	75600508	75600508	CDBG		\$14,297.49
	31	10	11586	3/14/2013	Completed	03/16/2013	3/15/2013	B11MC480009	EN	75600508	75600508	CDBG		\$19,361.56
	32	11	11587	3/14/2013	Completed	03/16/2013	3/15/2013	B11MC480009	EN	75600508	75600508	CDBG		\$20,610.20
	33	28	11610	3/14/2013	Completed	03/16/2013	3/15/2013	B11MC480009	EN	75600508	75600508	CDBG		\$37,831.67
	34	27	11609	3/14/2013	Revised	03/16/2013	3/15/2013	B11MC480009	EN	75600508	75600508	CDBG		\$4,805.51
	35	23	11605	3/14/2013	Completed	03/16/2013	3/15/2013	B11MC480009	EN	75600508	75600508	CDBG		\$14,579.23
	36	40	11629	3/14/2013	Completed	03/16/2013	3/15/2013	B11MC480009	EN	75600508	75600508	CDBG		\$18,145.98
	37	3	11707	3/14/2013	Completed	03/16/2013	3/15/2013	B11MC480009	EN	75600508	75600508	CDBG		\$10,689.97
	38	4	11581	3/14/2013	Completed	03/16/2013	3/15/2013	B11MC480009	EN	75600508	75600508	CDBG		\$19,893.54
	39	6	11583	3/14/2013	Completed	03/16/2013	3/15/2013	B11MC480009	EN	75600508	75600508	CDBG		\$9,454.15
	40	7	11584	3/14/2013	Completed	03/16/2013	3/15/2013	B11MC480009	EN	75600508	75600508	CDBG		\$11,159.43
	41	5	11582	3/14/2013	Completed	03/16/2013	3/15/2013	B11MC480009	EN	75600508	75600508	CDBG		\$17,812.20
	42	20	11602	3/14/2013	Completed	03/16/2013	3/15/2013	B11MC480009	EN	75600508	75600508	CDBG		\$38,860.25
	43	38	11627	3/14/2013	Completed	03/16/2013	3/15/2013	B11MC480009	EN	75600508	75600508	CDBG		\$22,062.03
	44	39	11628	3/14/2013	Completed	03/16/2013	3/15/2013	B11MC480009	EN	75600508	75600508	CDBG		\$29,487.10
	45	21	11603	3/14/2013	Completed	03/16/2013	3/15/2013	B11MC480009	EN	75600508	75600508	CDBG		\$27,163.50
	46	16	11592	3/14/2013	Completed	03/16/2013	3/15/2013	B11MC480009	EN	75600508	75600508	CDBG		\$28,729.87
	47	12	11588	3/14/2013	Completed	03/16/2013	3/15/2013	B11MC480009	EN	75600508	75600508	CDBG		\$8,565.57
	48	24	11606	3/14/2013	Completed	03/16/2013	3/15/2013	B11MC480009	EN	75600508	75600508	CDBG		\$9,004.52
	49	8	11712	3/14/2013	Completed	03/16/2013	3/15/2013	B11MC480009	EN	75600508	75600508	CDBG		\$10,230.90
	50	13	11589	3/14/2013	Completed	03/16/2013	3/15/2013	B11MC480009	EN	75600508	75600508	CDBG		\$2,083.33
	51	35	11624	3/14/2013	Completed	03/16/2013	3/15/2013	B11MC480009	EN	75600508	75600508	CDBG		\$42,511.08
	52	36	11625	3/14/2013	Completed	03/16/2013	3/15/2013	B11MC480009	EN	75600508	75600508	CDBG		\$53,607.33
	53	37	11626	3/14/2013	Completed	03/16/2013	3/15/2013	B11MC480009	EN	75600508	75600508	CDBG		\$25,363.51
	54	1	11579	3/14/2013	Completed	03/16/2013	3/15/2013	B11MC480009	EN	75600508	75600508	CDBG		\$41,422.12
	55	2	11580	3/14/2013	Completed	03/16/2013	3/15/2013	B11MC480009	EN	75600508	75600508	CDBG		\$5,561.50
	56	41	11630	3/14/2013	Completed	03/16/2013	3/15/2013	B11MC480009	EN	75600508	75600508	CDBG		\$6,178.57
	57	33	11248	3/14/2013	Completed	03/16/2013	3/15/2013	B11MC480009	EN	75600508	75600508	CDBG		\$6.16
	58	37	11252	6/17/2013	Completed	03/16/2013	3/15/2013	B11MC480009	EN	75600508	75600508	CDBG		\$1,298.36
	59	20	11228	6/17/2013	Completed	03/16/2013	3/15/2013	B11MC480009	EN	75600508	75600508	CDBG		\$2,472.60
	60	27	11609	6/17/2013	Completed	03/16/2013	3/15/2013	B11MC480009	EN	75600508	75600508	CDBG		\$3,270.42
	61	26	11608	6/17/2013	Completed	03/16/2013	3/15/2013	B11MC480009	EN	75600508	75600508	CDBG		\$1,535.09
5551995	1	20	11496	4/15/2013	Completed	04/16/2013	4/16/2013	B12MC480009	PI	75600508	75600508	CDBG		\$4,574.58
5552036	1	85	6189	4/15/2013	Completed	04/17/2013	4/16/2013	B11MC480009	EN	75600508	75600508	CDBG		\$33,333.50
	2	131	9771	4/15/2013	Completed	04/17/2013	4/16/2013	B11MC480009	EN	75600508	75600508	CDBG		\$5,000.00
	3	31	10175	4/15/2013	Completed	04/17/2013	4/16/2013	B11MC480009	EN	75600508	75600508	CDBG		\$4,500.00
	4	136	10721	4/15/2013	Completed	04/17/2013	4/16/2013	B11MC480009	EN	75600508	75600508	CDBG		\$5,194.59
	5	2	11286	4/15/2013	Completed	04/17/2013	4/16/2013	B11MC480009	EN	75600508	75600508	CDBG		\$1,654.90
	6	20	11496	4/15/2013	Completed	04/17/2013	4/16/2013	B11MC480009	EN	75600508	75600508	CDBG		\$69,201.08
	7	15	11497	4/15/2013	Completed	04/17/2013	4/16/2013	B11MC480009	EN	75600508	75600508	CDBG		\$117,242.67
	8	28	10532	4/15/2013	Completed	04/17/2013	4/16/2013	B11MC480009	EN	75600508	75600508	CDBG		\$10,851.39
	9	35	10960	4/15/2013	Completed	04/17/2013	4/16/2013	B11MC480009	EN	75600508	75600508	CDBG		\$18.50
	10	44	11289	4/15/2013	Completed	04/17/2013	4/16/2013	B11MC480009	EN	75600508	75600508	CDBG		\$800.00
	11	18	11564	4/15/2013	Completed	04/17/2013	4/16/2013	B11MC480009	EN	75600508	75600508	CDBG		\$4,385.45
	12	37	11252	4/15/2013	Completed	04/17/2013	4/16/2013	B11MC480009	EN	75600508	75600508	CDBG		\$117.68
	13	20	11228	4/15/2013	Completed	04/17/2013	4/16/2013	B11MC480009	EN	75600508	75600508	CDBG		\$28,997.00
	14	24	11231	4/15/2013	Completed	04/17/2013	4/16/2013	B11MC480009	EN	75600508	75600508	CDBG		\$1,932.53
	15	10	11205	4/15/2013	Completed	04/17/2013	4/16/2013	B11MC480009	EN	75600508	75600508	CDBG		\$7.31
	16	36	11251	4/15/2013	Completed	04/17/2013	4/16/2013	B11MC480009	EN	75600508	75600508	CDBG		\$29.42

OFFICE OF COMMUNITY PLANNING AND DEVELOPMENT

PR07 - Drawdown Report by Voucher Number - Vouchers
Submitted to Loccs

Voucher Number	Line Item	IDIS Project ID	IDIS Act ID	Voucher Created	Voucher Status	Status Date	LOCCS Send Date	Grant Number	Fund Type	Recipient TIN	Payee TIN	Program	PY	Drawn Amount
5552036	17	34	11249	4/15/2013	Completed	04/17/2013	4/16/2013	B11MC480009	EN	75600508	75600508	CDBG		\$7,540.00
	18	9	11585	4/15/2013	Completed	04/17/2013	4/16/2013	B11MC480009	EN	75600508	75600508	CDBG		\$21,149.89
	19	10	11586	4/15/2013	Completed	04/17/2013	4/16/2013	B11MC480009	EN	75600508	75600508	CDBG		\$7,545.17
	20	11	11587	4/15/2013	Completed	04/17/2013	4/16/2013	B11MC480009	EN	75600508	75600508	CDBG		\$8,668.80
	21	28	11610	4/15/2013	Completed	04/17/2013	4/16/2013	B11MC480009	EN	75600508	75600508	CDBG		\$33,625.95
	22	27	11609	4/15/2013	Completed	04/17/2013	4/16/2013	B11MC480009	EN	75600508	75600508	CDBG		\$3,737.80
	23	23	11605	4/15/2013	Completed	04/17/2013	4/16/2013	B11MC480009	EN	75600508	75600508	CDBG		\$11,283.62
	24	40	11629	4/15/2013	Completed	04/17/2013	4/16/2013	B11MC480009	EN	75600508	75600508	CDBG		\$16,318.50
	25	3	11707	4/15/2013	Completed	04/17/2013	4/16/2013	B11MC480009	EN	75600508	75600508	CDBG		\$8,137.50
	26	4	11581	4/15/2013	Completed	04/17/2013	4/16/2013	B11MC480009	EN	75600508	75600508	CDBG		\$18,953.46
	27	6	11583	4/15/2013	Completed	04/17/2013	4/16/2013	B11MC480009	EN	75600508	75600508	CDBG		\$14,630.72
	28	7	11584	4/15/2013	Completed	04/17/2013	4/16/2013	B11MC480009	EN	75600508	75600508	CDBG		\$11,246.73
	29	5	11582	4/15/2013	Completed	04/17/2013	4/16/2013	B11MC480009	EN	75600508	75600508	CDBG		\$82,169.80
	30	20	11602	4/15/2013	Completed	04/17/2013	4/16/2013	B11MC480009	EN	75600508	75600508	CDBG		\$149,783.70
	31	38	11627	4/15/2013	Completed	04/17/2013	4/16/2013	B11MC480009	EN	75600508	75600508	CDBG		\$27,273.38
	32	15	11591	4/15/2013	Completed	04/17/2013	4/16/2013	B11MC480009	EN	75600508	75600508	CDBG		\$58,406.05
	33	39	11628	4/15/2013	Completed	04/17/2013	4/16/2013	B11MC480009	EN	75600508	75600508	CDBG		\$56,337.61
	34	21	11603	4/15/2013	Completed	04/17/2013	4/16/2013	B11MC480009	EN	75600508	75600508	CDBG		\$84,032.81
	35	16	11592	4/15/2013	Completed	04/17/2013	4/16/2013	B11MC480009	EN	75600508	75600508	CDBG		\$30,335.48
	36	12	11588	4/15/2013	Completed	04/17/2013	4/16/2013	B11MC480009	EN	75600508	75600508	CDBG		\$8,622.48
	37	24	11606	4/15/2013	Completed	04/17/2013	4/16/2013	B11MC480009	EN	75600508	75600508	CDBG		\$49,622.50
	38	8	11712	4/15/2013	Completed	04/17/2013	4/16/2013	B11MC480009	EN	75600508	75600508	CDBG		\$3,994.57
	39	13	11589	4/15/2013	Completed	04/17/2013	4/16/2013	B11MC480009	EN	75600508	75600508	CDBG		\$2,083.33
	40	35	11624	4/15/2013	Completed	04/17/2013	4/16/2013	B11MC480009	EN	75600508	75600508	CDBG		\$43,929.61
	41	36	11625	4/15/2013	Completed	04/17/2013	4/16/2013	B11MC480009	EN	75600508	75600508	CDBG		\$56,613.31
	42	37	11626	4/15/2013	Completed	04/17/2013	4/16/2013	B11MC480009	EN	75600508	75600508	CDBG		\$28,037.51
	43	1	11579	4/15/2013	Completed	04/17/2013	4/16/2013	B11MC480009	EN	75600508	75600508	CDBG		\$30,766.31
	44	41	11630	4/15/2013	Completed	04/17/2013	4/16/2013	B11MC480009	EN	75600508	75600508	CDBG		\$6,185.23
	45	30	11612	4/15/2013	Completed	04/17/2013	4/16/2013	B11MC480009	EN	75600508	75600508	CDBG		\$9,403.77
	46	30	11613	4/15/2013	Completed	04/17/2013	4/16/2013	B11MC480009	EN	75600508	75600508	CDBG		\$2,659.33
	47	30	11614	4/15/2013	Completed	04/17/2013	4/16/2013	B11MC480009	EN	75600508	75600508	CDBG		\$8,331.03
	48	30	11615	4/15/2013	Completed	04/17/2013	4/16/2013	B11MC480009	EN	75600508	75600508	CDBG		\$11,471.26
	49	30	11616	4/15/2013	Completed	04/17/2013	4/16/2013	B11MC480009	EN	75600508	75600508	CDBG		\$7,114.32
	50	14	11209	4/15/2013	Completed	04/17/2013	4/16/2013	B11MC480009	EN	75600508	75600508	CDBG		\$1,989.18
	51	2	11580	4/15/2013	Completed	04/17/2013	4/16/2013	B11MC480009	EN	75600508	75600508	CDBG		\$3,292.61
5557885	1	29	11718	4/29/2013	Completed	04/30/2013	4/30/2013	B11MC480009	RL	75600508	75600508	CDBG		\$33,850.00
5557895	1	29	11701	4/29/2013	Completed	04/30/2013	4/30/2013	B11MC480009	RL	75600508	75600508	CDBG		\$93,673.03
5563153	1	21	11603	5/14/2013	Completed	05/16/2013	5/16/2013	B12MC480009	PI	75600508	75600508	CDBG		\$45,113.28
5563765	1	2	10811	5/15/2013	Completed	05/17/2013	5/16/2013	B11MC480009	EN	75600508	75600508	CDBG		\$3,073.98
	2	51	7018	5/15/2013	Completed	05/17/2013	5/16/2013	B11MC480009	EN	75600508	75600508	CDBG		\$25,537.32
	3	2	11286	5/15/2013	Completed	05/17/2013	5/16/2013	B11MC480009	EN	75600508	75600508	CDBG		\$4,019.88
	4	20	11496	5/15/2013	Completed	05/17/2013	5/16/2013	B11MC480009	EN	75600508	75600508	CDBG		\$75,421.26
	5	25	9876	5/15/2013	Completed	05/17/2013	5/16/2013	B11MC480009	EN	75600508	75600508	CDBG		\$3,684.34
	6	31	9882	5/15/2013	Completed	05/17/2013	5/16/2013	B11MC480009	EN	75600508	75600508	CDBG		\$4,500.00
	7	43	9852	5/15/2013	Completed	05/17/2013	5/16/2013	B11MC480009	EN	75600508	75600508	CDBG		\$2,195.92
	8	31	10394	5/15/2013	Completed	05/17/2013	5/16/2013	B11MC480009	EN	75600508	75600508	CDBG		\$8,936.74
	9	28	10532	5/15/2013	Completed	05/17/2013	5/16/2013	B11MC480009	EN	75600508	75600508	CDBG		\$1,008.00
	10	33	10958	5/15/2013	Completed	05/17/2013	5/16/2013	B11MC480009	EN	75600508	75600508	CDBG		\$8,603.65
	11	44	11289	5/15/2013	Completed	05/17/2013	5/16/2013	B11MC480009	EN	75600508	75600508	CDBG		\$160.00
	12	44	11288	5/15/2013	Completed	05/17/2013	5/16/2013	B11MC480009	EN	75600508	75600508	CDBG		\$1,088.00
	13	19	11227	5/15/2013	Completed	05/17/2013	5/16/2013	B11MC480009	EN	75600508	75600508	CDBG		\$1,273.96
	14	14	11209	5/15/2013	Completed	05/17/2013	5/16/2013	B11MC480009	EN	75600508	75600508	CDBG		\$147.10
	15	37	11252	5/15/2013	Completed	05/17/2013	5/16/2013	B11MC480009	EN	75600508	75600508	CDBG		\$117.68
	16	20	11228	5/15/2013	Completed	05/17/2013	5/16/2013	B11MC480009	EN	75600508	75600508	CDBG		\$8,082.00
	17	24	11231	5/15/2013	Completed	05/17/2013	5/16/2013	B11MC480009	EN	75600508	75600508	CDBG		\$707.36
	18	36	11251	5/15/2013	Completed	05/17/2013	5/16/2013	B11MC480009	EN	75600508	75600508	CDBG		\$29.42
	19	33	11248	5/15/2013	Completed	05/17/2013	5/16/2013	B11MC480009	EN	75600508	75600508	CDBG		\$15.45
	20	34	11249	5/15/2013	Completed	05/17/2013	5/16/2013	B11MC480009	EN	75600508	75600508	CDBG		\$1,168.07
	21	29	11236	5/15/2013	Completed	05/17/2013	5/16/2013	B11MC480009	EN	75600508	75600508	CDBG		\$22,096.37
	22	29	11238	5/15/2013	Completed	05/17/2013	5/16/2013	B11MC480009	EN	75600508	75600508	CDBG		\$1,049.11
	23	29	11239	5/15/2013	Completed	05/17/2013	5/16/2013	B11MC480009	EN	75600508	75600508	CDBG		\$9,301.19

OFFICE OF COMMUNITY PLANNING AND DEVELOPMENT

PR07 - Drawdown Report by Voucher Number - Vouchers
Submitted to Loccs

Voucher Number	Line Item	IDIS Project ID	IDIS Act ID	Voucher Created	Voucher Status	Status Date	LOCCS Send Date	Grant Number	Fund Type	Recipient TIN	Payee TIN	Program	PY	Drawn Amount
5563765	24	29	11242	5/15/2013	Completed	05/17/2013	5/16/2013	B11MC480009	EN	75600508	75600508	CDBG		\$7,231.89
	25	31	11293	5/15/2013	Completed	05/17/2013	5/16/2013	B11MC480009	EN	75600508	75600508	CDBG		\$156.91
	26	16	11756	5/15/2013	Completed	05/17/2013	5/16/2013	B11MC480009	EN	75600508	75600508	CDBG		\$1,016.42
5563921	27	15	11497	5/15/2013	Completed	05/17/2013	5/16/2013	B11MC480009	EN	75600508	75600508	CDBG		\$24,569.48
	28	39	10370	5/15/2013	Completed	05/17/2013	5/16/2013	B11MC480009	EN	75600508	75600508	CDBG		\$6,800.72
	1	9	11585	5/15/2013	Completed	05/17/2013	5/16/2013	B11MC480009	EN	75600508	75600508	CDBG		\$18,893.09
	2	10	11586	5/15/2013	Completed	05/17/2013	5/16/2013	B11MC480009	EN	75600508	75600508	CDBG		\$10,167.73
	3	11	11587	5/15/2013	Completed	05/17/2013	5/16/2013	B11MC480009	EN	75600508	75600508	CDBG		\$19,834.99
	4	25	11607	5/15/2013	Completed	05/17/2013	5/16/2013	B11MC480009	EN	75600508	75600508	CDBG		\$17,086.54
	5	28	11610	5/15/2013	Completed	05/17/2013	5/16/2013	B11MC480009	EN	75600508	75600508	CDBG		\$49,559.24
	6	26	11608	5/15/2013	Completed	05/17/2013	5/16/2013	B11MC480009	EN	75600508	75600508	CDBG		\$14,543.05
	7	23	11605	5/15/2013	Completed	05/17/2013	5/16/2013	B11MC480009	EN	75600508	75600508	CDBG		\$10,286.11
	8	40	11629	5/15/2013	Completed	05/17/2013	5/16/2013	B11MC480009	EN	75600508	75600508	CDBG		\$23,700.98
	9	3	11710	5/15/2013	Completed	05/17/2013	5/16/2013	B11MC480009	EN	75600508	75600508	CDBG		\$15,148.00
	10	4	11581	5/15/2013	Completed	05/17/2013	5/16/2013	B11MC480009	EN	75600508	75600508	CDBG		\$28,164.23
	11	6	11583	5/15/2013	Completed	05/17/2013	5/16/2013	B11MC480009	EN	75600508	75600508	CDBG		\$26,537.59
	12	7	11584	5/15/2013	Completed	05/17/2013	5/16/2013	B11MC480009	EN	75600508	75600508	CDBG		\$16,300.33
	13	20	11602	5/15/2013	Completed	05/17/2013	5/16/2013	B11MC480009	EN	75600508	75600508	CDBG		\$210,182.87
	14	38	11627	5/15/2013	Completed	05/17/2013	5/16/2013	B11MC480009	EN	75600508	75600508	CDBG		\$37,657.96
	15	15	11591	5/15/2013	Revised	05/17/2013	5/16/2013	B11MC480009	EN	75600508	75600508	CDBG		\$84,935.35
	16	39	11628	5/15/2013	Completed	05/17/2013	5/16/2013	B11MC480009	EN	75600508	75600508	CDBG		\$100,243.99
	17	21	11603	5/15/2013	Completed	05/17/2013	5/16/2013	B11MC480009	EN	75600508	75600508	CDBG		\$108,087.32
	18	16	11592	5/15/2013	Completed	05/17/2013	5/16/2013	B11MC480009	EN	75600508	75600508	CDBG		\$48,704.21
	19	24	11606	5/15/2013	Completed	05/17/2013	5/16/2013	B11MC480009	EN	75600508	75600508	CDBG		\$75,559.09
	20	8	11712	5/15/2013	Completed	05/17/2013	5/16/2013	B11MC480009	EN	75600508	75600508	CDBG		\$3,638.41
	21	13	11589	5/15/2013	Completed	05/17/2013	5/16/2013	B11MC480009	EN	75600508	75600508	CDBG		\$4,166.66
	22	35	11624	5/15/2013	Completed	05/17/2013	5/16/2013	B11MC480009	EN	75600508	75600508	CDBG		\$50,731.70
	23	36	11625	5/15/2013	Completed	05/17/2013	5/16/2013	B11MC480009	EN	75600508	75600508	CDBG		\$75,485.24
	24	37	11626	5/15/2013	Completed	05/17/2013	5/16/2013	B11MC480009	EN	75600508	75600508	CDBG		\$44,260.80
	25	1	11579	5/15/2013	Completed	05/17/2013	5/16/2013	B11MC480009	EN	75600508	75600508	CDBG		\$54,608.66
26	2	11580	5/15/2013	Completed	05/17/2013	5/16/2013	B11MC480009	EN	75600508	75600508	CDBG		\$6,337.45	
27	41	11630	5/15/2013	Completed	05/17/2013	5/16/2013	B11MC480009	EN	75600508	75600508	CDBG		\$9,042.23	
28	30	11612	5/15/2013	Completed	05/17/2013	5/16/2013	B11MC480009	EN	75600508	75600508	CDBG		\$10,846.88	
29	30	11613	5/15/2013	Completed	05/17/2013	5/16/2013	B11MC480009	EN	75600508	75600508	CDBG		\$6,070.20	
30	30	11614	5/15/2013	Completed	05/17/2013	5/16/2013	B11MC480009	EN	75600508	75600508	CDBG		\$5,577.82	
31	30	11615	5/15/2013	Completed	05/17/2013	5/16/2013	B11MC480009	EN	75600508	75600508	CDBG		\$5,775.69	
32	30	11616	5/15/2013	Completed	05/17/2013	5/16/2013	B11MC480009	EN	75600508	75600508	CDBG		\$7,114.32	
33	17	11763	5/15/2013	Completed	05/17/2013	5/16/2013	B11MC480009	EN	75600508	75600508	CDBG		\$2,517.24	
34	17	11762	5/15/2013	Completed	05/17/2013	5/16/2013	B11MC480009	EN	75600508	75600508	CDBG		\$5,078.40	
35	15	11591	6/17/2013	Completed	05/17/2013	5/16/2013	B11MC480009	EN	75600508	75600508	CDBG		\$62,304.61	
36	38	11627	6/17/2013	Completed	05/17/2013	5/16/2013	B11MC480009	EN	75600508	75600508	CDBG		\$22,630.74	
5575433	1	123	9245	6/18/2013	Completed	06/20/2013	6/19/2013	B11MC480009	EN	75600508	75600508	CDBG		\$24.47
	2	131	9771	6/18/2013	Completed	06/20/2013	6/19/2013	B11MC480009	EN	75600508	75600508	CDBG		\$44,842.48
	3	136	10721	6/18/2013	Completed	06/20/2013	6/19/2013	B11MC480009	EN	75600508	75600508	CDBG		\$72.00
	4	87	11244	6/18/2013	Completed	06/20/2013	6/19/2013	B11MC480009	EN	75600508	75600508	CDBG		\$3,300.00
	5	2	11286	6/18/2013	Completed	06/20/2013	6/19/2013	B11MC480009	EN	75600508	75600508	CDBG		\$822.12
	6	20	11496	6/18/2013	Completed	06/20/2013	6/19/2013	B11MC480009	EN	75600508	75600508	CDBG		\$18,675.06
	7	15	11497	6/18/2013	Completed	06/20/2013	6/19/2013	B11MC480009	EN	75600508	75600508	CDBG		\$69,222.50
	8	33	10958	6/18/2013	Completed	06/20/2013	6/19/2013	B11MC480009	EN	75600508	75600508	CDBG		\$1,884.47
	9	18	11564	6/18/2013	Completed	06/20/2013	6/19/2013	B11MC480009	EN	75600508	75600508	CDBG		\$20,074.00
	10	14	11209	6/18/2013	Completed	06/20/2013	6/19/2013	B11MC480009	EN	75600508	75600508	CDBG		\$805.54
	11	20	11228	6/18/2013	Completed	06/20/2013	6/19/2013	B11MC480009	EN	75600508	75600508	CDBG		\$11,603.40
	12	24	11231	6/18/2013	Completed	06/20/2013	6/19/2013	B11MC480009	EN	75600508	75600508	CDBG		\$1,508.81
	13	36	11251	6/18/2013	Completed	06/20/2013	6/19/2013	B11MC480009	EN	75600508	75600508	CDBG		\$74.64
	14	34	11249	6/18/2013	Completed	06/20/2013	6/19/2013	B11MC480009	EN	75600508	75600508	CDBG		\$368.00
15	16	11756	6/18/2013	Completed	06/20/2013	6/19/2013	B11MC480009	EN	75600508	75600508	CDBG		\$1,311.84	
16	9	11585	6/18/2013	Completed	06/20/2013	6/19/2013	B11MC480009	EN	75600508	75600508	CDBG		\$30,433.42	
17	10	11586	6/18/2013	Completed	06/20/2013	6/19/2013	B11MC480009	EN	75600508	75600508	CDBG		\$21,385.30	
18	11	11587	6/18/2013	Completed	06/20/2013	6/19/2013	B11MC480009	EN	75600508	75600508	CDBG		\$15,973.03	
19	28	11610	6/18/2013	Completed	06/20/2013	6/19/2013	B11MC480009	EN	75600508	75600508	CDBG		\$35,354.35	
20	26	11608	6/18/2013	Completed	06/20/2013	6/19/2013	B11MC480009	EN	75600508	75600508	CDBG		\$228.47	

OFFICE OF COMMUNITY PLANNING AND DEVELOPMENT

PR07 - Drawdown Report by Voucher Number - Vouchers
Submitted to Loccs

Voucher Number	Line Item	IDIS Project ID	IDIS Act ID	Voucher Created	Voucher Status	Status Date	LOCCS Send Date	Grant Number	Fund Type	Recipient TIN	Payee TIN	Program	PY	Drawn Amount
5575433	21	23	11605	6/18/2013	Completed	06/20/2013	6/19/2013	B11MC480009	EN	75600508	75600508	CDBG		\$1,526.09
	22	40	11629	6/18/2013	Completed	06/20/2013	6/19/2013	B11MC480009	EN	75600508	75600508	CDBG		\$16,158.66
	23	3	11706	6/18/2013	Completed	06/20/2013	6/19/2013	B11MC480009	EN	75600508	75600508	CDBG		\$6,666.69
	24	3	11707	6/18/2013	Completed	06/20/2013	6/19/2013	B11MC480009	EN	75600508	75600508	CDBG		\$50.00
	25	3	11708	6/18/2013	Completed	06/20/2013	6/19/2013	B11MC480009	EN	75600508	75600508	CDBG		\$33,000.00
	26	3	11709	6/18/2013	Completed	06/20/2013	6/19/2013	B11MC480009	EN	75600508	75600508	CDBG		\$19,815.89
	27	3	11710	6/18/2013	Completed	06/20/2013	6/19/2013	B11MC480009	EN	75600508	75600508	CDBG		\$17,852.00
	28	4	11581	6/18/2013	Completed	06/20/2013	6/19/2013	B11MC480009	EN	75600508	75600508	CDBG		\$20,358.69
	29	6	11583	6/18/2013	Completed	06/20/2013	6/19/2013	B11MC480009	EN	75600508	75600508	CDBG		\$14,630.72
	30	7	11584	6/18/2013	Completed	06/20/2013	6/19/2013	B11MC480009	EN	75600508	75600508	CDBG		\$11,243.85
	31	20	11602	6/18/2013	Completed	06/20/2013	6/19/2013	B11MC480009	EN	75600508	75600508	CDBG		\$117,190.04
	32	38	11627	6/18/2013	Completed	06/20/2013	6/19/2013	B11MC480009	EN	75600508	75600508	CDBG		\$3,214.75
	33	39	11628	6/18/2013	Completed	06/20/2013	6/19/2013	B11MC480009	EN	75600508	75600508	CDBG		\$29,965.10
	34	21	11603	6/18/2013	Completed	06/20/2013	6/19/2013	B11MC480009	EN	75600508	75600508	CDBG		\$203,186.12
	35	16	11592	6/18/2013	Completed	06/20/2013	6/19/2013	B11MC480009	EN	75600508	75600508	CDBG		\$35,050.07
	36	24	11606	6/18/2013	Completed	06/20/2013	6/19/2013	B11MC480009	EN	75600508	75600508	CDBG		\$71,881.87
	37	8	11712	6/18/2013	Completed	06/20/2013	6/19/2013	B11MC480009	EN	75600508	75600508	CDBG		\$3,618.28
	38	35	11624	6/18/2013	Completed	06/20/2013	6/19/2013	B11MC480009	EN	75600508	75600508	CDBG		\$6,785.52
	39	36	11625	6/18/2013	Completed	06/20/2013	6/19/2013	B11MC480009	EN	75600508	75600508	CDBG		\$52,953.63
	40	37	11626	6/18/2013	Completed	06/20/2013	6/19/2013	B11MC480009	EN	75600508	75600508	CDBG		\$31,573.54
	41	1	11579	6/18/2013	Completed	06/20/2013	6/19/2013	B11MC480009	EN	75600508	75600508	CDBG		\$41,827.22
	42	2	11580	6/18/2013	Completed	06/20/2013	6/19/2013	B11MC480009	EN	75600508	75600508	CDBG		\$4,619.00
	43	41	11630	6/18/2013	Completed	06/20/2013	6/19/2013	B11MC480009	EN	75600508	75600508	CDBG		\$6,679.98
	44	30	11612	6/18/2013	Completed	06/20/2013	6/19/2013	B11MC480009	EN	75600508	75600508	CDBG		\$5,742.78
	45	30	11613	6/18/2013	Completed	06/20/2013	6/19/2013	B11MC480009	EN	75600508	75600508	CDBG		\$7,853.40
	46	30	11615	6/18/2013	Completed	06/20/2013	6/19/2013	B11MC480009	EN	75600508	75600508	CDBG		\$11,979.50
	47	30	11616	6/18/2013	Completed	06/20/2013	6/19/2013	B11MC480009	EN	75600508	75600508	CDBG		\$14,228.64
	48	30	11618	6/18/2013	Completed	06/20/2013	6/19/2013	B11MC480009	EN	75600508	75600508	CDBG		\$5,734.66
	49	17	11763	6/18/2013	Completed	06/20/2013	6/19/2013	B11MC480009	EN	75600508	75600508	CDBG		\$1,170.66
	50	17	11762	6/18/2013	Completed	06/20/2013	6/19/2013	B11MC480009	EN	75600508	75600508	CDBG		\$2,539.20
	51	30	11614	6/18/2013	Completed	06/20/2013	6/19/2013	B11MC480009	EN	75600508	75600508	CDBG		\$12,887.47
5586084	1	29	11718	7/18/2013	Completed	07/18/2013	7/18/2013	B11MC480009	RL	75600508	75600508	CDBG		\$1,150.00
	2	29	11766	7/18/2013	Completed	07/18/2013	7/18/2013	B11MC480009	RL	75600508	75600508	CDBG		\$75,000.00
	3	29	11785	7/18/2013	Completed	07/18/2013	7/18/2013	B11MC480009	RL	75600508	75600508	CDBG		\$25,000.00
	4	29	11701	7/18/2013	Completed	07/18/2013	7/18/2013	B11MC480009	RL	75600508	75600508	CDBG		\$26,149.22
	5	29	11701	7/18/2013	Completed	07/18/2013	7/18/2013	B12MC480009	PI	75600508	75600508	CDBG		\$12,278.36
5586132	1	16	11592	7/18/2013	Completed	07/18/2013	7/18/2013	B12MC480009	PI	75600508	75600508	CDBG		\$24,197.26
5586668	1	21	11603	7/19/2013	Completed	07/19/2013	7/19/2013	B12MC480009	PI	75600508	75600508	CDBG		\$80,371.70
5586750	1	85	6189	7/19/2013	Completed	07/20/2013	7/19/2013	B11MC480009	EN	75600508	75600508	CDBG		\$3,031.00
	2	43	10397	7/19/2013	Completed	07/20/2013	7/19/2013	B11MC480009	EN	75600508	75600508	CDBG		\$11,283.75
	3	136	10721	7/19/2013	Completed	07/20/2013	7/19/2013	B11MC480009	EN	75600508	75600508	CDBG		\$57,600.00
	4	2	11286	7/19/2013	Completed	07/20/2013	7/19/2013	B11MC480009	EN	75600508	75600508	CDBG		\$392,326.98
	5	20	11496	7/19/2013	Completed	07/20/2013	7/19/2013	B11MC480009	EN	75600508	75600508	CDBG		\$200.00
	6	15	11497	7/19/2013	Completed	07/20/2013	7/19/2013	B11MC480009	EN	75600508	75600508	CDBG		\$55,808.50
	7	50	9856	7/19/2013	Completed	07/20/2013	7/19/2013	B11MC480009	EN	75600508	75600508	CDBG		\$13,445.00
	8	43	10516	7/19/2013	Completed	07/20/2013	7/19/2013	B11MC480009	EN	75600508	75600508	CDBG		\$29,810.00
	9	33	10958	7/19/2013	Completed	07/20/2013	7/19/2013	B11MC480009	EN	75600508	75600508	CDBG		\$5,295.00
	10	35	10960	7/19/2013	Completed	07/20/2013	7/19/2013	B11MC480009	EN	75600508	75600508	CDBG		\$18.50
	11	44	11289	7/19/2013	Completed	07/20/2013	7/19/2013	B11MC480009	EN	75600508	75600508	CDBG		\$425.00
	12	44	11291	7/19/2013	Completed	07/20/2013	7/19/2013	B11MC480009	EN	75600508	75600508	CDBG		\$7,632.13
	13	17	11225	7/19/2013	Completed	07/20/2013	7/19/2013	B11MC480009	EN	75600508	75600508	CDBG		\$149,790.35
	14	14	11209	7/19/2013	Completed	07/20/2013	7/19/2013	B11MC480009	EN	75600508	75600508	CDBG		\$147.10
	15	37	11252	7/19/2013	Completed	07/20/2013	7/19/2013	B11MC480009	EN	75600508	75600508	CDBG		\$117.68
	16	20	11228	7/19/2013	Completed	07/20/2013	7/19/2013	B11MC480009	EN	75600508	75600508	CDBG		\$1,686.07
	17	24	11231	7/19/2013	Completed	07/20/2013	7/19/2013	B11MC480009	EN	75600508	75600508	CDBG		\$12,644.46
	18	36	11251	7/19/2013	Completed	07/20/2013	7/19/2013	B11MC480009	EN	75600508	75600508	CDBG		\$29.42
	19	29	11243	7/19/2013	Completed	07/20/2013	7/19/2013	B11MC480009	EN	75600508	75600508	CDBG		\$10,175.02
	20	16	11756	7/19/2013	Completed	07/20/2013	7/19/2013	B11MC480009	EN	75600508	75600508	CDBG		\$35.00
	21	9	11585	7/19/2013	Completed	07/20/2013	7/19/2013	B11MC480009	EN	75600508	75600508	CDBG		\$19,370.53
	22	10	11586	7/19/2013	Completed	07/20/2013	7/19/2013	B11MC480009	EN	75600508	75600508	CDBG		\$13,709.44
	23	11	11587	7/19/2013	Completed	07/20/2013	7/19/2013	B11MC480009	EN	75600508	75600508	CDBG		\$8,866.25

OFFICE OF COMMUNITY PLANNING AND DEVELOPMENT

PR07 - Drawdown Report by Voucher Number - Vouchers
Submitted to Loccs

Voucher Number	Line Item	IDIS Project ID	IDIS Act ID	Voucher Created	Voucher Status	Status Date	LOCCS Send Date	Grant Number	Fund Type	Recipient TIN	Payee TIN	Program	PY	Drawn Amount
5586750	24	28	11610	7/19/2013	Completed	07/20/2013	7/19/2013	B11MC480009	EN	75600508	756000508	CDBG		\$35,912.52
	25	23	11605	7/19/2013	Completed	07/20/2013	7/19/2013	B11MC480009	EN	75600508	756000508	CDBG		\$8,303.58
	26	40	11629	7/19/2013	Completed	07/20/2013	7/19/2013	B11MC480009	EN	75600508	756000508	CDBG		\$16,158.66
	27	3	11706	7/19/2013	Completed	07/20/2013	7/19/2013	B11MC480009	EN	75600508	756000508	CDBG		\$2,222.23
	28	3	11705	7/19/2013	Completed	07/20/2013	7/19/2013	B11MC480009	EN	75600508	756000508	CDBG		\$27,000.00
	29	3	11707	7/19/2013	Completed	07/20/2013	7/19/2013	B11MC480009	EN	75600508	756000508	CDBG		\$251.53
	30	3	11709	7/19/2013	Completed	07/20/2013	7/19/2013	B11MC480009	EN	75600508	756000508	CDBG		\$10,907.38
	31	4	11581	7/19/2013	Completed	07/20/2013	7/19/2013	B11MC480009	EN	75600508	756000508	CDBG		\$20,487.42
	32	6	11583	7/19/2013	Completed	07/20/2013	7/19/2013	B11MC480009	EN	75600508	756000508	CDBG		\$14,630.72
	33	7	11584	7/19/2013	Completed	07/20/2013	7/19/2013	B11MC480009	EN	75600508	756000508	CDBG		\$11,524.22
	34	20	11602	7/19/2013	Completed	07/20/2013	7/19/2013	B11MC480009	EN	75600508	756000508	CDBG		\$148,467.68
	35	38	11627	7/19/2013	Completed	07/20/2013	7/19/2013	B11MC480009	EN	75600508	756000508	CDBG		\$25,560.10
	36	15	11591	7/19/2013	Completed	07/20/2013	7/19/2013	B11MC480009	EN	75600508	756000508	CDBG		\$55,563.33
	43	13	11589	7/19/2013	Completed	07/20/2013	7/19/2013	B11MC480009	EN	75600508	756000508	CDBG		\$4,166.66
	44	35	11624	7/19/2013	Completed	07/20/2013	7/19/2013	B11MC480009	EN	75600508	756000508	CDBG		\$18,061.60
	45	36	11625	7/19/2013	Completed	07/20/2013	7/19/2013	B11MC480009	EN	75600508	756000508	CDBG		\$53,245.73
	46	37	11626	7/19/2013	Completed	07/20/2013	7/19/2013	B11MC480009	EN	75600508	756000508	CDBG		\$31,916.79
	47	1	11579	7/19/2013	Completed	07/20/2013	7/19/2013	B11MC480009	EN	75600508	756000508	CDBG		\$28,669.42
	48	2	11580	7/19/2013	Completed	07/20/2013	7/19/2013	B11MC480009	EN	75600508	756000508	CDBG		\$11,264.71
	49	41	11630	7/19/2013	Completed	07/20/2013	7/19/2013	B11MC480009	EN	75600508	756000508	CDBG		\$6,435.18
	50	30	11612	7/19/2013	Completed	07/20/2013	7/19/2013	B11MC480009	EN	75600508	756000508	CDBG		\$7,503.72
	51	30	11614	7/19/2013	Completed	07/20/2013	7/19/2013	B11MC480009	EN	75600508	756000508	CDBG		\$6,528.59
	52	30	11615	7/19/2013	Completed	07/20/2013	7/19/2013	B11MC480009	EN	75600508	756000508	CDBG		\$7,725.31
	53	30	11616	7/19/2013	Completed	07/20/2013	7/19/2013	B11MC480009	EN	75600508	756000508	CDBG		\$7,114.32
	54	30	11617	7/19/2013	Completed	07/20/2013	7/19/2013	B11MC480009	EN	75600508	756000508	CDBG		\$7,061.90
	55	30	11618	7/19/2013	Completed	07/20/2013	7/19/2013	B11MC480009	EN	75600508	756000508	CDBG		\$16,042.02
	56	17	11759	7/19/2013	Completed	07/20/2013	7/19/2013	B11MC480009	EN	75600508	756000508	CDBG		\$2,370.04
	57	17	11763	7/19/2013	Completed	07/20/2013	7/19/2013	B11MC480009	EN	75600508	756000508	CDBG		\$877.73
	58	17	11762	7/19/2013	Completed	07/20/2013	7/19/2013	B11MC480009	EN	75600508	756000508	CDBG		\$5,078.40
	59	39	11628	7/19/2013	Completed	07/20/2013	7/19/2013	B11MC480009	EN	75600508	756000508	CDBG		\$40,699.62
	60	21	11603	7/19/2013	Completed	07/20/2013	7/19/2013	B11MC480009	EN	75600508	756000508	CDBG		\$53,607.84
	61	16	11592	7/19/2013	Completed	07/20/2013	7/19/2013	B11MC480009	EN	75600508	756000508	CDBG		\$34,785.28
	62	24	11606	7/19/2013	Completed	07/20/2013	7/19/2013	B11MC480009	EN	75600508	756000508	CDBG		\$65,818.80
	63	34	11623	7/19/2013	Completed	07/20/2013	7/19/2013	B11MC480009	EN	75600508	756000508	CDBG		\$97.56
	64	8	11711	7/19/2013	Completed	07/20/2013	7/19/2013	B11MC480009	EN	75600508	756000508	CDBG		\$13,333.32
	65	8	11712	7/19/2013	Completed	07/20/2013	7/19/2013	B11MC480009	EN	75600508	756000508	CDBG		\$3,502.03
5594799	1	21	11603	8/13/2013	Completed	08/20/2013	8/20/2013	B12MC480009	PI	75600508	756000508	CDBG		\$119,144.38
5597164	1	85	6189	8/20/2013	Completed	08/21/2013	8/20/2013	B11MC480009	EN	75600508	756000508	CDBG		\$24,587.80
	2	59	11436	8/20/2013	Completed	08/21/2013	8/20/2013	B11MC480009	EN	75600508	756000508	CDBG		\$26,578.38
	3	58	10713	8/20/2013	Completed	08/21/2013	8/20/2013	B11MC480009	EN	75600508	756000508	CDBG		\$1,691.06
	4	87	11244	8/20/2013	Completed	08/21/2013	8/20/2013	B11MC480009	EN	75600508	756000508	CDBG		\$3,300.00
	5	20	11496	8/20/2013	Completed	08/21/2013	8/20/2013	B11MC480009	EN	75600508	756000508	CDBG		\$16,840.70
	6	15	11497	8/20/2013	Completed	08/21/2013	8/20/2013	B11MC480009	EN	75600508	756000508	CDBG		\$20,978.75
	7	28	10532	8/20/2013	Completed	08/21/2013	8/20/2013	B11MC480009	EN	75600508	756000508	CDBG		\$400.00
	8	35	10960	8/20/2013	Completed	08/21/2013	8/20/2013	B11MC480009	EN	75600508	756000508	CDBG		\$42.55
	9	43	10969	8/20/2013	Completed	08/21/2013	8/20/2013	B11MC480009	EN	75600508	756000508	CDBG		\$4,740.90
	10	44	11289	8/20/2013	Completed	08/21/2013	8/20/2013	B11MC480009	EN	75600508	756000508	CDBG		\$215.45
	11	44	11291	8/20/2013	Completed	08/21/2013	8/20/2013	B11MC480009	EN	75600508	756000508	CDBG		\$416.69
	12	30	11737	8/20/2013	Completed	08/21/2013	8/20/2013	B11MC480009	EN	75600508	756000508	CDBG		\$30,000.00
	13	14	11209	8/20/2013	Completed	08/21/2013	8/20/2013	B11MC480009	EN	75600508	756000508	CDBG		\$147.10
	14	37	11252	8/20/2013	Completed	08/21/2013	8/20/2013	B11MC480009	EN	75600508	756000508	CDBG		\$6,650.66
	15	20	11228	8/20/2013	Completed	08/21/2013	8/20/2013	B11MC480009	EN	75600508	756000508	CDBG		\$3,739.00
	16	24	11231	8/20/2013	Completed	08/21/2013	8/20/2013	B11MC480009	EN	75600508	756000508	CDBG		\$12,208.07
	17	4	11197	8/20/2013	Completed	08/21/2013	8/20/2013	B11MC480009	EN	75600508	756000508	CDBG		\$854.00
	18	36	11251	8/20/2013	Completed	08/21/2013	8/20/2013	B11MC480009	EN	75600508	756000508	CDBG		\$29.42
	19	29	11243	8/20/2013	Completed	08/21/2013	8/20/2013	B11MC480009	EN	75600508	756000508	CDBG		\$4,568.77
	20	9	11585	8/20/2013	Completed	08/21/2013	8/20/2013	B11MC480009	EN	75600508	756000508	CDBG		\$20,342.67
	21	10	11586	8/20/2013	Completed	08/21/2013	8/20/2013	B11MC480009	EN	75600508	756000508	CDBG		\$15,705.52
	22	11	11587	8/20/2013	Completed	08/21/2013	8/20/2013	B11MC480009	EN	75600508	756000508	CDBG		\$23,971.55
	23	25	11607	8/20/2013	Completed	08/21/2013	8/20/2013	B11MC480009	EN	75600508	756000508	CDBG		\$22,306.73
	24	28	11610	8/20/2013	Completed	08/21/2013	8/20/2013	B11MC480009	EN	75600508	756000508	CDBG		\$34,148.33

OFFICE OF COMMUNITY PLANNING AND DEVELOPMENT

PR07 - Drawdown Report by Voucher Number - Vouchers
Submitted to Loccs

Voucher Number	Line Item	IDIS Project ID	IDIS Act ID	Voucher Created	Voucher Status	Status Date	LOCCS Send Date	Grant Number	Fund Type	Recipient TIN	Payee TIN	Program	PY	Drawn Amount	
5597164	25	23	11605	8/20/2013	Completed	08/21/2013	8/20/2013	B11MC480009	EN	75600508	756000508	CDBG		\$110.31	
	26	40	11629	8/20/2013	Completed	08/21/2013	8/20/2013	B11MC480009	EN	75600508	756000508	CDBG		\$32,136.04	
	27	3	11709	8/20/2013	Completed	08/21/2013	8/20/2013	B11MC480009	EN	75600508	756000508	CDBG		\$3,455.79	
	28	4	11581	8/20/2013	Completed	08/21/2013	8/20/2013	B11MC480009	EN	75600508	756000508	CDBG		\$37,782.00	
	29	6	11583	8/20/2013	Completed	08/21/2013	8/20/2013	B11MC480009	EN	75600508	756000508	CDBG		\$28,590.36	
	30	7	11584	8/20/2013	Completed	08/21/2013	8/20/2013	B11MC480009	EN	75600508	756000508	CDBG		\$18,210.95	
	31	20	11602	8/20/2013	Completed	08/21/2013	8/20/2013	B11MC480009	EN	75600508	756000508	CDBG		\$276,613.35	
	32	38	11627	8/20/2013	Completed	08/21/2013	8/20/2013	B11MC480009	EN	75600508	756000508	CDBG		\$52,152.40	
	33	15	11591	8/20/2013	Completed	08/21/2013	8/20/2013	B11MC480009	EN	75600508	756000508	CDBG		\$108,751.15	
	34	39	11628	8/20/2013	Completed	08/21/2013	8/20/2013	B11MC480009	EN	75600508	756000508	CDBG		\$90,507.70	
	35	21	11603	8/20/2013	Completed	08/21/2013	8/20/2013	B11MC480009	EN	75600508	756000508	CDBG		\$21,281.55	
	36	16	11592	8/20/2013	Completed	08/21/2013	8/20/2013	B11MC480009	EN	75600508	756000508	CDBG		\$58,126.84	
	37	24	11606	8/20/2013	Completed	08/21/2013	8/20/2013	B11MC480009	EN	75600508	756000508	CDBG		\$113,883.79	
	38	8	11712	8/20/2013	Completed	08/21/2013	8/20/2013	B11MC480009	EN	75600508	756000508	CDBG		\$3,591.14	
	39	35	11624	8/20/2013	Revised	08/21/2013	8/20/2013	B11MC480009	EN	75600508	756000508	CDBG		\$1,053.55	
	40	36	11625	8/20/2013	Completed	08/21/2013	8/20/2013	B11MC480009	EN	75600508	756000508	CDBG		\$102,770.21	
	41	37	11626	8/20/2013	Completed	08/21/2013	8/20/2013	B11MC480009	EN	75600508	756000508	CDBG		\$58,740.27	
	42	1	11579	8/20/2013	Completed	08/21/2013	8/20/2013	B11MC480009	EN	75600508	756000508	CDBG		\$30,877.18	
	43	2	11580	8/20/2013	Completed	08/21/2013	8/20/2013	B11MC480009	EN	75600508	756000508	CDBG		\$19,488.43	
	44	41	11630	8/20/2013	Completed	08/21/2013	8/20/2013	B11MC480009	EN	75600508	756000508	CDBG		\$12,421.95	
	45	30	11612	8/20/2013	Completed	08/21/2013	8/20/2013	B11MC480009	EN	75600508	756000508	CDBG		\$6,508.50	
	46	30	11613	8/20/2013	Completed	08/21/2013	8/20/2013	B11MC480009	EN	75600508	756000508	CDBG		\$10,899.72	
	47	30	11614	8/20/2013	Completed	08/21/2013	8/20/2013	B11MC480009	EN	75600508	756000508	CDBG		\$8,962.17	
	48	30	11615	8/20/2013	Completed	08/21/2013	8/20/2013	B11MC480009	EN	75600508	756000508	CDBG		\$6,844.84	
	49	30	11616	8/20/2013	Completed	08/21/2013	8/20/2013	B11MC480009	EN	75600508	756000508	CDBG		\$7,114.32	
	50	30	11617	8/20/2013	Completed	08/21/2013	8/20/2013	B11MC480009	EN	75600508	756000508	CDBG		\$5,622.67	
	51	30	11618	8/20/2013	Completed	08/21/2013	8/20/2013	B11MC480009	EN	75600508	756000508	CDBG		\$25,938.96	
	52	17	11760	8/20/2013	Completed	08/21/2013	8/20/2013	B11MC480009	EN	75600508	756000508	CDBG		\$2,000.00	
	53	17	11761	8/20/2013	Completed	08/21/2013	8/20/2013	B11MC480009	EN	75600508	756000508	CDBG		\$12,000.00	
	54	17	11763	8/20/2013	Completed	08/21/2013	8/20/2013	B11MC480009	EN	75600508	756000508	CDBG		\$884.97	
	55	35	11624	12/4/2013	Completed	08/21/2013	8/20/2013	B11MC480009	EN	75600508	756000508	CDBG		\$34.25	
	56	21	11783	12/4/2013	Completed	08/21/2013	8/20/2013	B11MC480009	EN	75600508	756000508	CDBG		\$1,019.30	
	5605449	1	20	11228	9/12/2013	Completed	09/13/2013	9/13/2013	B12MC480009	PI	75600508	756000508	CDBG		\$6,490.90
	5605453	1	59	11436	9/12/2013	Completed	09/14/2013	9/13/2013	B11MC480009	EN	75600508	756000508	CDBG		\$13,331.49
		2	31	10175	9/12/2013	Completed	09/14/2013	9/13/2013	B11MC480009	EN	75600508	756000508	CDBG		\$3,210.00
		3	43	10397	9/12/2013	Completed	09/14/2013	9/13/2013	B11MC480009	EN	75600508	756000508	CDBG		\$59,845.50
		4	136	10721	9/12/2013	Completed	09/14/2013	9/13/2013	B11MC480009	EN	75600508	756000508	CDBG		\$600.00
		5	2	11287	9/12/2013	Completed	09/14/2013	9/13/2013	B11MC480009	EN	75600508	756000508	CDBG		\$16,680.00
		6	2	11286	9/12/2013	Completed	09/14/2013	9/13/2013	B11MC480009	EN	75600508	756000508	CDBG		\$8,783.65
		7	20	11496	9/12/2013	Completed	09/14/2013	9/13/2013	B11MC480009	EN	75600508	756000508	CDBG		\$1,982.00
		8	15	11497	9/12/2013	Completed	09/14/2013	9/13/2013	B11MC480009	EN	75600508	756000508	CDBG		\$15,793.39
		9	31	9882	9/12/2013	Completed	09/14/2013	9/13/2013	B11MC480009	EN	75600508	756000508	CDBG		\$43,034.40
		10	28	10532	9/12/2013	Completed	09/14/2013	9/13/2013	B11MC480009	EN	75600508	756000508	CDBG		\$9,624.09
		11	33	10958	9/12/2013	Completed	09/14/2013	9/13/2013	B11MC480009	EN	75600508	756000508	CDBG		\$571.33
		12	43	10969	9/12/2013	Completed	09/14/2013	9/13/2013	B11MC480009	EN	75600508	756000508	CDBG		\$7,337.44
		13	2	11285	9/12/2013	Completed	09/14/2013	9/13/2013	B11MC480009	EN	75600508	756000508	CDBG		\$61,493.50
		14	30	11737	9/12/2013	Completed	09/14/2013	9/13/2013	B11MC480009	EN	75600508	756000508	CDBG		\$65,240.10
		15	14	11209	9/12/2013	Completed	09/14/2013	9/13/2013	B11MC480009	EN	75600508	756000508	CDBG		\$1,282.83
		16	20	11228	9/12/2013	Completed	09/14/2013	9/13/2013	B11MC480009	EN	75600508	756000508	CDBG		\$21,722.35
		17	24	11231	9/12/2013	Completed	09/14/2013	9/13/2013	B11MC480009	EN	75600508	756000508	CDBG		\$22,519.62
		18	36	11251	9/12/2013	Completed	09/14/2013	9/13/2013	B11MC480009	EN	75600508	756000508	CDBG		\$29.42
		19	31	11294	9/12/2013	Completed	09/14/2013	9/13/2013	B11MC480009	EN	75600508	756000508	CDBG		\$19,918.58
		20	16	11568	9/12/2013	Completed	09/14/2013	9/13/2013	B11MC480009	EN	75600508	756000508	CDBG		\$639.39
		21	9	11585	9/12/2013	Completed	09/14/2013	9/13/2013	B11MC480009	EN	75600508	756000508	CDBG		\$29,008.40
		22	10	11586	9/12/2013	Completed	09/14/2013	9/13/2013	B11MC480009	EN	75600508	756000508	CDBG		\$21,262.05
		23	11	11587	9/12/2013	Completed	09/14/2013	9/13/2013	B11MC480009	EN	75600508	756000508	CDBG		\$13,305.28
	24	25	11607	9/12/2013	Completed	09/14/2013	9/13/2013	B11MC480009	EN	75600508	756000508	CDBG		\$7,910.24	
	25	28	11610	9/12/2013	Completed	09/14/2013	9/13/2013	B11MC480009	EN	75600508	756000508	CDBG		\$34,597.55	
	26	27	11609	9/12/2013	Completed	09/14/2013	9/13/2013	B11MC480009	EN	75600508	756000508	CDBG		\$4,509.67	
	27	23	11605	9/12/2013	Completed	09/14/2013	9/13/2013	B11MC480009	EN	75600508	756000508	CDBG		\$17.74	
	28	40	11629	9/12/2013	Completed	09/14/2013	9/13/2013	B11MC480009	EN	75600508	756000508	CDBG		\$15,589.60	

OFFICE OF COMMUNITY PLANNING AND DEVELOPMENT

PR07 - Drawdown Report by Voucher Number - Vouchers
Submitted to Loccs

Voucher Number	Line Item	IDIS Project ID	IDIS Act ID	Voucher Created	Voucher Status	Status Date	LOCCS Send Date	Grant Number	Fund Type	Recipient TIN	Payee TIN	Program	PY	Drawn Amount
5605453	29	3	11706	9/12/2013	Completed	09/14/2013	9/13/2013	B11MC480009	EN	756000508	756000508	CDBG		\$4,444.46
	30	3	11709	9/12/2013	Completed	09/14/2013	9/13/2013	B11MC480009	EN	756000508	756000508	CDBG		\$489.82
	31	4	11581	9/12/2013	Completed	09/14/2013	9/13/2013	B11MC480009	EN	756000508	756000508	CDBG		\$15,444.59
	32	6	11583	9/12/2013	Completed	09/14/2013	9/13/2013	B11MC480009	EN	756000508	756000508	CDBG		\$14,630.72
	33	20	11602	9/12/2013	Completed	09/14/2013	9/13/2013	B11MC480009	EN	756000508	756000508	CDBG		\$151,820.23
	34	38	11627	9/12/2013	Completed	09/14/2013	9/13/2013	B11MC480009	EN	756000508	756000508	CDBG		\$75,387.30
	35	15	11591	9/12/2013	Completed	09/14/2013	9/13/2013	B11MC480009	EN	756000508	756000508	CDBG		\$56,168.05
	36	39	11628	9/12/2013	Completed	09/14/2013	9/13/2013	B11MC480009	EN	756000508	756000508	CDBG		\$59,807.14
	37	21	11603	9/12/2013	Completed	09/14/2013	9/13/2013	B11MC480009	EN	756000508	756000508	CDBG		\$247,555.75
	38	16	11592	9/12/2013	Completed	09/14/2013	9/13/2013	B11MC480009	EN	756000508	756000508	CDBG		\$35,041.65
	39	24	11606	9/12/2013	Completed	09/14/2013	9/13/2013	B11MC480009	EN	756000508	756000508	CDBG		\$45,051.20
	40	8	11712	9/12/2013	Completed	09/14/2013	9/13/2013	B11MC480009	EN	756000508	756000508	CDBG		\$7,139.40
	41	8	11711	9/12/2013	Completed	09/14/2013	9/13/2013	B11MC480009	EN	756000508	756000508	CDBG		\$6,666.66
	42	13	11589	9/12/2013	Completed	09/14/2013	9/13/2013	B11MC480009	EN	756000508	756000508	CDBG		\$2,083.33
	43	35	11624	9/12/2013	Completed	09/14/2013	9/13/2013	B11MC480009	EN	756000508	756000508	CDBG		\$27,485.60
	44	36	11625	9/12/2013	Completed	09/14/2013	9/13/2013	B11MC480009	EN	756000508	756000508	CDBG		\$49,588.87
	45	37	11626	9/12/2013	Completed	09/14/2013	9/13/2013	B11MC480009	EN	756000508	756000508	CDBG		\$30,895.00
	46	1	11579	9/12/2013	Completed	09/14/2013	9/13/2013	B11MC480009	EN	756000508	756000508	CDBG		\$23,379.20
	47	41	11630	9/12/2013	Completed	09/14/2013	9/13/2013	B11MC480009	EN	756000508	756000508	CDBG		\$6,239.02
	48	31	11620	9/12/2013	Completed	09/14/2013	9/13/2013	B11MC480009	EN	756000508	756000508	CDBG		\$16,792.51
	49	30	11613	9/12/2013	Completed	09/14/2013	9/13/2013	B11MC480009	EN	756000508	756000508	CDBG		\$10,679.56
	50	30	11616	9/12/2013	Completed	09/14/2013	9/13/2013	B11MC480009	EN	756000508	756000508	CDBG		\$14,228.64
	51	30	11619	9/12/2013	Completed	09/14/2013	9/13/2013	B11MC480009	EN	756000508	756000508	CDBG		\$19,521.43
	52	17	11759	9/12/2013	Completed	09/14/2013	9/13/2013	B11MC480009	EN	756000508	756000508	CDBG		\$2,678.34
	53	17	11763	9/12/2013	Completed	09/14/2013	9/13/2013	B11MC480009	EN	756000508	756000508	CDBG		\$1,093.31
	54	17	11762	9/12/2013	Completed	09/14/2013	9/13/2013	B11MC480009	EN	756000508	756000508	CDBG		\$1,146.30
	55	2	11580	9/12/2013	Completed	09/14/2013	9/13/2013	B11MC480009	EN	756000508	756000508	CDBG		\$21,797.30
TOTAL DRAWS:													\$16,482,227.57	
													\$16,482,227.57	