

FY 21 Q3

QUARTERLY REPORT



April – June 2021

FY 21: October 2020 – September 2021

In-Person Adoptions are BACK at DAS!



On May 26, DAS began allowing adopters inside of the main shelter to meet adoptable pets in-person for the first time since the COVID-19 pandemic began. That first week of in-person adoptions alone saw 433 dogs and cats go home to new families; that's a 158% increase in adoptions when compared to the week before.

That success could not have come at a better time, as DAS was facing its highest capacity since the pandemic began. Now, with just one quarter left in Fiscal Year 2021, DAS needs the support of the Dallas community more than ever to help keep that momentum going and save the lives of as many pets as possible this year. As the pandemic continues, DAS is offering both online and in-person adoptions to ensure that all residents feel safe and have access to pet adoption.

For additional information about adopting in-person and other ways to help DAS #BeDallas90 in FY 2021, visit BeDallas90.org.



3,868 LIVES SAVED THIS QUARTER.*
including
2,145 DOG & CAT ADOPTIONS



April 2021

May 2021

June 2021

88.8%
Live Release Rate

87.2%
Live Release Rate

81.7%
Live Release Rate

“Pandemic Pets” are Staying with their Families

Searching for companionship and connection over the last year, many decided to open their hearts and homes to a four-legged friend. Now, shelters across the country, including DAS, are facing ongoing capacity challenges. The fact that this rise in capacity comes alongside the reopening of businesses has led many to ask if there is a correlation between pet owners returning to work and increased pet intake. The answer, at least here at DAS, is no.

In fact, DAS has seen the adoption return rate go down this year compared to last year and only 1% of “pandemic pets” have been returned since the world began re-opening. What is driving capacity numbers? The same thing DAS sees every spring and summer: an increase in lost dogs and orphaned neonatal kittens. Learn more about how you can help us lower capacity at BeDallas90.org.

THE THIRD QUARTER OF FY 21 (APRIL– JUNE) ALSO SAW:

11,743
ASO External
Service Requests
Completed



84
Heartworm
Treatments
Completed



29
Other Domestic
Animals Adopted**



160
Specialty
Surgeries
Completed

*Includes positive outcomes for cats and dogs. **Other Domestic Animals are not included in other reported numbers or LRR. ***Pets adopted through Home To Home™ are not included in adoption, intake, outcome, or LRR numbers.

YEAR OVER YEAR COMPARISONS*

(Fiscal Year to Date for the Past 5 Years)

72.9%
Live Release Rate
FOR FYTD 17

87.8%
Live Release Rate
FOR FYTD 21

OWNER SURRENDER DECREASE

FYTD 2021
2,106 DOGS
765 CATS

Increase in Pet Owner Support

Even before the onset of the pandemic, DAS recognized the need in the community for increased pet owner support and resources and laid the groundwork for several pet support programs. DAS now offers struggling pet owners more options to help them keep their pet or keep the pet out of the shelter, including the Pet Support Call Center in partnership with Spay Neuter Network and Dallas Pets Alive!, direct re-homing assistance through Home to Home™, the Pet Food Pantry, and more. DAS is continuing to develop additional programs to address community needs in conjunction with other shelters participating in the Human Animal Support Services program. Learn more about DAS pet owner support at BeDallas90.org.

FYTD 2020
3,867 DOGS
947 CATS

FYTD 2019
6,826 DOGS
1,543 CATS

FYTD 2018
6,511 DOGS
1,629 CATS

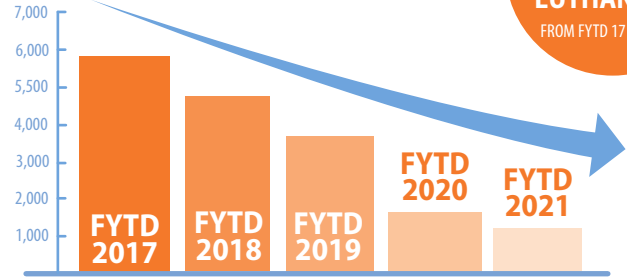
FYTD 2017
6,236 DOGS
1,468 CATS

63% decrease from FY 17

In March of 2020, DAS adjusted field and shelter operations in an effort to slow the spread of the COVID-19 pandemic in our community.

EUTHANASIA***

80%
DECREASE IN
EUTHANASIA
FROM FYTD 17 - FYTD 21



ADOPTIONS



FYTD 2021
3,959 DOGS
1,074 CATS




FYTD 2020
6,384 DOGS
2,192 CATS



FYTD 2019
8,281 DOGS
2,376 CATS



FYTD 2018
7,244 DOGS
1,802 CATS

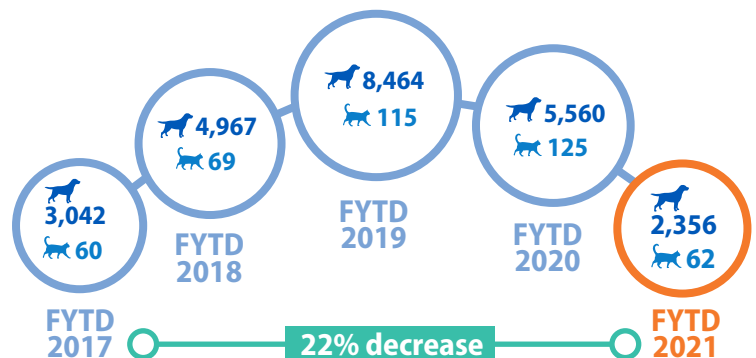


FYTD 2017
6,172 DOGS
1,403 CATS

34% decrease from FY 17 - FY 21

RETURN TO OWNER

(Shelter & Field Combined)



22% decrease

*All numbers are based on DAS' Shelter and Field Fact Sheets and only include dogs and cats **LRR for months prior to March 2019 have been updated to reflect the new DAS LRR calculation which includes Died in Care and Owner Requested Euthanasia. ***Numbers in this graph include owner requested euthanasia (ORE) for dogs and cats.

We couldn't do this lifesaving work without YOU.



You chose to #BeDallas90 in FY 21 Q3!

BE an Adopter.

5,033
PETS ADOPTED
FYTD



DAS HAPPY TAIL

Grace's Story

In April, DAS Animal Services Officers and Dallas Fire-Rescue responded to a 911 call about an animal trapped inside of an SUV. Together, DAS and DFR worked for hours, even removing one of the tires of the vehicle, to get better access to the small puppy who had crawled up beneath the engine. The best part of this story? Once the puppy was free and safe, one of the firefighters who helped free her decided to adopt her and named her Grace! She's living out her #DASHappyTail on a big farm complete with lots of farm siblings!



BE A Foster.

1,301
PETS IN FOSTER
FYTD



Fiscal Year to Date, our Dallas90 volunteers have helped with...

5,811
VOLUNTEER
HOURS

1,137
DOGS GETTING OUT
FOR A D90 RUN**

738
CATS BEING
CUDDLED**

BE A Volunteer.



A special **THANK YOU** to Friends of Dallas Animal Services for their continued financial support this quarter! Learn more and donate at www.FriendsOfDAS.org.



BE DALLAS90.



www.BeDallas90.org

*Numbers reflected only include dogs and cats.
**Numbers of dogs getting out for a D90 run and cats being cuddled includes duplicates of the same animal getting out or being cuddled more than once on separate volunteer shifts.