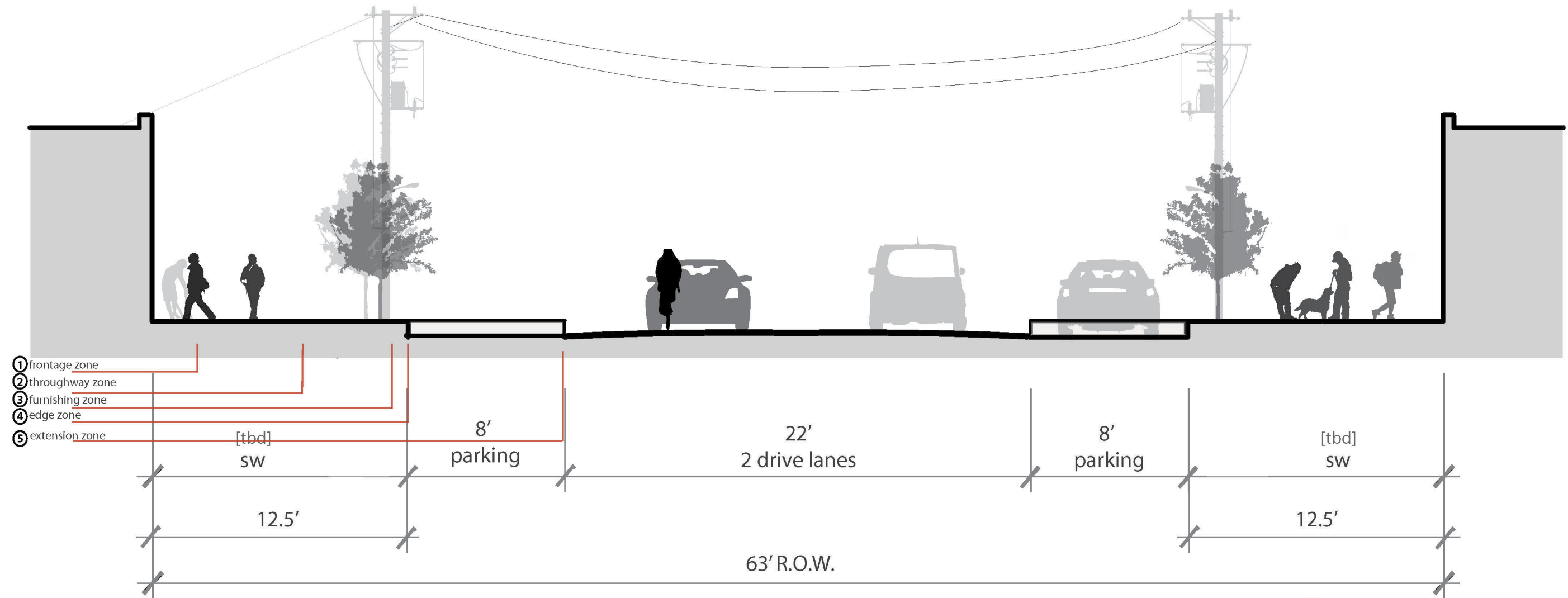


elm street [deep ellum]

street sections



01

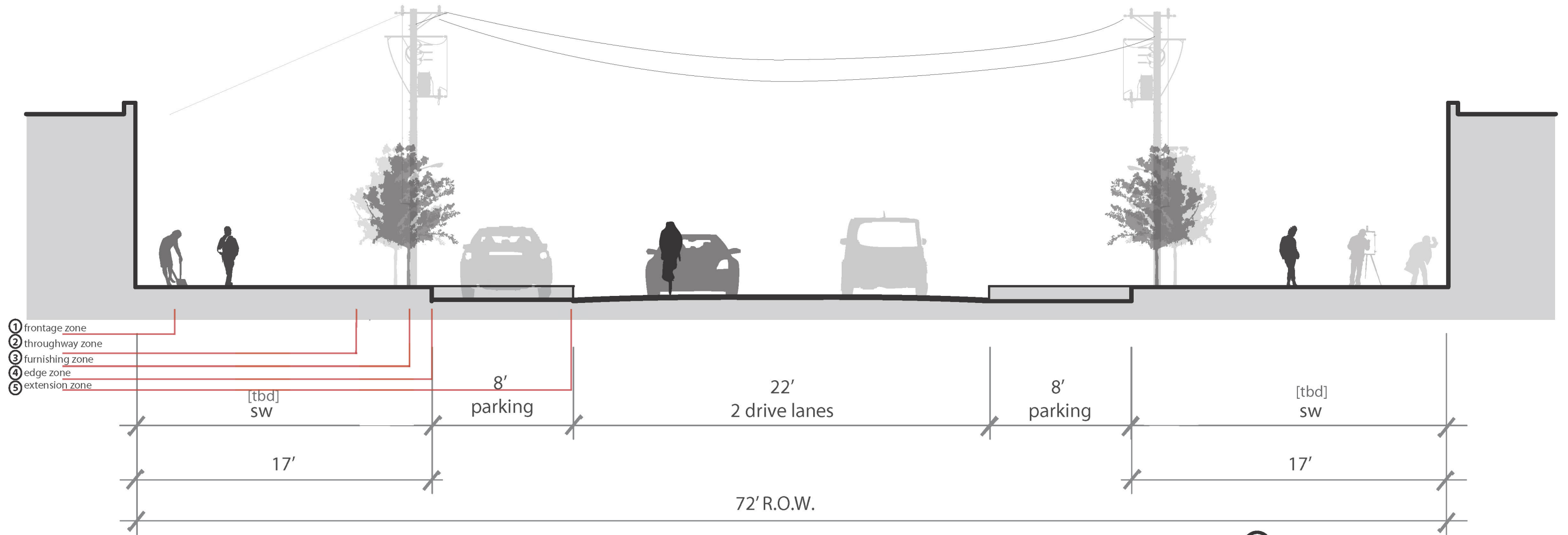
02

- ① Display, Seating, Awning, Planting, Canopies
- ② Pedestrian access, Clear path of travel, ADA tree grates
- ③ Trees, Landscaping, Lighting, Furnishing, Parking meters, Paving Changes
- ④ Street lights, Utility poles, Parking Meters
- ⑤ Curb Extensions, Bike Parking, Trees, Landscaping, Seating, Art, Furnishings

① [Between Good Latimer and Crowdus]

elm street [deep ellum]

street sections



01

02

- ① Display, Seating, Awning, Planting, Canopies
- ② Pedestrian access, Clear path of travel, ADA tree grates
- ③ Trees, Landscaping, Lighting, Furnishing, Parking meters, Paving Changes
- ④ Street lights, Utility poles, Parking Meters
- ⑤ Curb Extensions, Bike Parking, Trees, Landscaping, Seating, Art, Furnishings

02 [Between Crowdus and Malcolm X]


SCHEMATIC DESIGN

Areas of Consideration

The Studio's goal in its study of Elm St. is to understand the existing conditions and specific challenges and opportunities that they present.

Through this study, a list of primary elements to consider has been developed.

1. Storm water management within landscape elements.
2. Extended curb profiles at intersections
3. On street parking
4. Street furniture zone
5. Street trees
6. Replaced power poles
7. New streetlights.



elm street [deep illum]
street workshop

