


# City of Dallas | 2017 Bond Program Parks and Trails



## MESSAGE TO THE CITIZENS BOND TASK FORCE

To the Citizens Bond Task Force,

The Parks and Trails Subcommittee has considered the \$2.3B Parks Needs Inventory, the list of leveraged funds committed for Parks and Trails, the economic impact to the City, social justice, environmental health and other factors.

At our meeting on May 4, 2017, the Subcommittee voted unanimously to request that the Citizen Bond Task Force add another \$147.5M to the \$120M allocation for Parks and Trails to take advantage of all of our match funding opportunities. This would allow full funding for match commitments for important projects like the Circuit Trail (The LOOP), the Southern Gateway Green/Deck Park, Midtown Park, the Zoo and the Arboretum, just to name a few. The extra \$147.5M would bring an additional \$301M in private and other governmental funds. These projects touch all aspects of our current bond program and would also provide a substantial economic benefit to the City of Dallas, as proven by examples such as Klyde Warren Park and the Katy Trail. We hope you will give serious and positive consideration to this request.

The Dallas Park and Recreation Department has not had a bond program in 11 years. Dallas currently ranks last on a list of 20 major cities on capital spending per resident for parks.

We understand that a bulk of our upcoming bond money must go to streets but we cannot abandon the projects that both increase our tax base and improve the quality of life for our citizens. An investment in our parks will be the catalyst to increased bond capacity for the city to conduct future bond programs.

Parks provide an economic impact to our city at a rate of 1 to 7 return on investment and trails provide an economic impact to our city at a rate of 1 to 50 return on investment.

The Park Bond Proposition needs to be adequate to provide funding for neighborhood park improvements, the aquatics master plan implementation, improvements to recreation centers, land acquisition and to provide \$147.5M in bond funds that would be leveraged with \$301M in match funding from partnership organizations and other governmental agencies.

Based on our assessment, the recommended Parks and Trails Bond Proposition for \$120M is presented herein. Presented also is the alternative recommendation which will provide match funding for all projects with outside commitments in addition to the \$120M, for a total of \$267.5M.

Great cities have great parks!



Bobby Abtahi

Chair - Parks and Trails Subcommittee

## ACKNOWLEDGEMENTS

A special thank you to the following individuals:

### Parks and Trails Subcommittee

Chair	Bobby Abtahi
Council District 1	Fred Peña
Council District 2	Jesse Moreno
Council District 3	A.J. Johnson
Council District 4	Joseph Deans
Council District 5	Brian Spencer
Council District 6	Linda Neel
Council District 7	Sean D. Johnson
Council District 8	LaShanté Williams
Council District 9	Jesse Smith
Council District 10	Robb Stewart
Council District 11	Amy Monier
Council District 12	Robert T. Richard
Council District 13	Crayton Webb
Council District 14	Paul Sims

### Park and Recreation Department Staff

Willis Winters  
Louise Elam  
John Jenkins  
Leong Lim  
Trent Williams  
Jason Ney  
Peter Bratt  
David Mills

### Mobility and Street Services Staff (Trails)

Jared White



## TABLE OF CONTENTS

Message to the Citizens Bond Task Force	inside front cover
Acknowledgements	inside front cover
Economic Value of the Dallas Park System	1
Before and After	3
Park Needs	4
Overview of Park Needs	5
Match Funding Opportunities for Parks	6
System-Wide Projects	7
System-Wide/District Projects	10
Council District Projects	15

### APPENDIX

List of recommended projects by The Parks and Trails Subcommittee

**The measure of any great civilization is in its cities, and the measure of a city's greatness is to be found in the quality of its public spaces, its parks and squares.**

JOHN RUSKIN, ENGLISH ART CRITIC

## ECONOMIC VALUE OF THE DALLAS PARK SYSTEM

Dallas parks are critical infrastructure that sustain the contemporary city and represent a meaningful opportunity for its future. The Economic Value and Benchmarking Assessment of the Dallas Park System (completed in February 2017) found that Dallas parks provide:

- Amenities to attract residents and businesses to Dallas
- Social infrastructure to support quality of life for all residents and an equitable future for all communities
- Every year, Dallas Parks return \$678 Million to the local economy, a **7:1** return on public investment
- Trails provide a **50:1** return on investment

The Dallas Park System is an essential community asset:

- Over **23,000** acres
- **154** miles of trails
- Approximately **1.8** million visits to recreation centers


Dallas Park and Recreation is under-resourced vis a vis our peers, a missed opportunity to create value:

- Dallas spends **38% less** per city resident than its peer set on park operations
- Dallas spends **45% less** per city resident than its peer set on capital improvements
- **\$2.4 Billion** in unfunded capital needs

Dallas parks generate significant economic value within the range of peer park systems:

- **\$345 Million** in real estate development each year
- **14 Million** annual visitors, generating **\$306 Million** in value
- **\$27 Million** in environmental benefits





## BEFORE AND AFTER

Bond Funds are used to correct what is in disrepair and provide improved facilities for the citizens of our City.

Many of the park facilities are outdated and are in need of significant repairs and updating to meet the changing trends in municipal recreation.

This page represents examples of improvements completed over the past few years.



# PARK NEEDS

This page represents examples of some of the City's current park needs.




# OVERVIEW OF PARK NEEDS

2017 Bond Program Needs are organized into the following categories:


## SYSTEM-WIDE PROJECTS

- Includes projects that serve the entire city
- Includes projects that are part of a city-wide system
- Many of these Park projects have match funding commitments



## SYSTEM-WIDE/DISTRICT PROJECTS

- Includes projects that are part of a system and serve more than one Council District
- Many of these Park projects have match funding commitments



## COUNCIL DISTRICT PROJECTS

- Includes projects that serve a single Council District, including projects in Neighborhood and Community Parks





# MATCH FUNDING OPPORTUNITIES FOR PARKS

Various projects have match funding commitments from non-profit organizations and/or other governmental agencies which could leverage bond funds.

Project/Organization	Private/ Governmental Match	City Match Request
Circuit Trail Inner Loop (Circuit Trail Conservancy)	\$23M	\$20M
Dallas Arboretum	\$6.6M	\$2.2M
Dallas Zoo	\$12.5M	\$12.5M
Downtown Parks (Parks for Downtown Dallas)	\$42.6M	\$35M
Elm Fork Greenbelt Trail and Nature Center	\$2M	\$4.1M
Flag Pole Hill Playground	\$135K	\$165K
Katy Trail (Friends of the Katy Trail)	\$20M	\$10M
Kleberg Trail	\$1.2M	\$1.2M
Klyde Warren Park/Akard Sky Park	\$65M	\$20M
Midtown Park (Dallas Midtown Park Foundation)	\$15M	\$15M
Northaven Trail - Connection (Part of Circuit Trail Outer Loop)	\$16M	\$3M
Trinity Strand Trail	\$6.5M	\$6.5M
White Rock Lake Stone Tables (White Rock Lake Conservancy)	\$400K	\$360K
Southern Gateway Green/Deck Park	\$90M+	\$10M + \$7.5M
<b>TOTALS</b>	<b>\$300.935M</b>	<b>\$147.525M</b>



# SYSTEM-WIDE PROJECTS



**Aquatics Master Plan Implementation - Phase 1**  
 Supplemental Funding: \$11M  
 Replace existing aged pools with Family Aquatic Centers



**Downtown Parks**  
 Matching Funds: \$35M  
 Carpenter Park: \$15M match  
 Harwood Park: \$19M match  
 West End Park: \$1M match



**The LOOP (Circuit Trail)**  
 Matching Funds: \$20M



**Northaven Trail**  
 Matching Funds: \$3M

	OPTION 1	OPTION 2	
	\$120M	\$120M + \$147.5M Match Funding = \$267.5M	
		\$120M	\$147.5M
Aquatics Master Plan Implementation - Phase 1 Supplemental Funding: \$11M Replace existing aged pools with Family Aquatic Centers	\$11M	\$11M	\$0
Downtown Parks Matching Funds: \$35M Carpenter Park: \$15M match Harwood Park: \$19M match West End Park: \$1M match	\$20M	\$0	\$35M
The LOOP (Circuit Trail) Matching Funds: \$20M	\$12.6M	\$0	\$20M
Northaven Trail Matching Funds: \$3M	\$2.615M	\$0	\$3M

# SYSTEM-WIDE PROJECTS (cont.)



**Flag Pole Hill - Playground**  
Matching Funds: \$165K

**OPTION 1**  
\$120M

\$165K

**OPTION 2**  
\$120M + \$147.5M Match Funding = \$267.5M  
\$120M | \$147.5M

\$0

\$165K



**White Rock Lake Stone Tables**  
Matching Funds: \$360K

\$360K

\$0

\$360K



**Dallas Zoo**  
Matching Funds: \$12.5M

\$3.7M

\$0

\$12.5M



**Dallas Arboretum**  
Matching Funds: \$2.2M

\$1M

\$0

\$2.2M

# SYSTEM-WIDE PROJECTS (cont.)



**Dallas Arboretum**  
Garland Road sidewalk and/or trail

OPTION 1  
\$120M

OPTION 2  
\$120M + \$147.5M Match Funding = \$267.5M  
\$120M | \$147.5M

\$400K

\$400K

\$0



**Fair Park**  
Major Maintenance  
Coliseum Repairs, Restrooms, Aquarium,  
Food and Fiber Building Repairs,  
Tower Building Structural Stabilization

\$5M

\$5M

\$0



**Southern Gateway Green/Deck Park**  
Matching Funds: \$10M + \$7.5M  
(\$7.5M for raising N.B. frontage road)

\$3M

\$0

\$17.5M



**Bachman Lake Skatepark**  
Design

\$75K

\$75K

\$0

# SYSTEM-WIDE/DISTRICT PROJECTS




**Crawford Memorial Park - Phase 1**  
Dam, Lake and Trail



**Midtown Park**  
Land Acquisition and Initial Plans  
Matching Funds: \$15M




**Katy Trail**  
Matching Funds: \$10M




**Kleberg Trail**  
Matching Funds: \$1.2M

	OPTION 1	OPTION 2	
	\$120M	\$120M + \$147.5M Match Funding = \$267.5M	
		\$120M	\$147.5M
Crawford Memorial Park - Phase 1 Dam, Lake and Trail	\$8M	\$8M	\$0
Midtown Park Land Acquisition and Initial Plans Matching Funds: \$15M	\$4M	\$0	\$15M
Katy Trail Matching Funds: \$10M	\$0	\$0	\$10M
Kleberg Trail Matching Funds: \$1.2M	\$1.2M	\$0	\$1.2M

# SYSTEM-WIDE/DISTRICT PROJECTS (cont.)



**Lake Highlands Trail**



**Timberglen Trail**



**Land Acquisition  
City Wide Allowance**



**Flag Pole Hill - Phase 1  
Master Plan Implementation  
Matching Funds: \$165K**

	OPTION 1	OPTION 2 \$120M + \$147.5M Match Funding = \$267.5M	
	\$120M	\$120M	\$147.5M
Lake Highlands Trail	\$2.5M	\$2.5M	\$0
Timberglen Trail	\$4.2M	\$4.2M	\$0
Land Acquisition City Wide Allowance	\$7.6M	\$18.89M	\$0
Flag Pole Hill - Phase 1 Master Plan Implementation Matching Funds: \$165K	\$165K	\$0	\$165K

## SYSTEM-WIDE/DISTRICT PROJECTS (cont.)



**Singing Hills Recreation Center**  
Gymnasium and Plaza Addition

**OPTION 1**  
\$120M

**OPTION 2**  
\$120M + \$147.5M Match Funding = \$267.5M  
\$120M | \$147.5M

\$9.2M

\$9.2M

\$0



**Partnership Match Funding**  
Allowance to match community groups' contributions

\$0

\$1M

\$0



**City Wide Code/ADA Allowance**  
Allowance to meet Code and the Americans with Disabilities Act (ADA) requirements for park facilities as needed

\$0

\$1M

\$0



**City Wide Environmental Allowance**  
Dam Safety, Erosion Control

\$0

\$1M

\$0

## SYSTEM-WIDE/DISTRICT PROJECTS (cont.)



### Recreation Center Assessment/ Master Plan

Assess city-wide system to determine future capital needs for replacements, expansions, new Recreation Centers and Senior Centers

OPTION 1  
\$120M

OPTION 2  
\$120M + \$147.5M Match Funding = \$267.5M  
\$120M | \$147.5M

\$0

\$750K

\$0



### Aquatics - Phase 2

Exline Neighborhood Family Aquatic Center  
Harry Stone Neighborhood Family Aquatic Center  
Bahama Beach Improvements

\$0

\$14.9M

\$0



### Bachman Recreation Center

Interior Renovation

\$0

\$3.9M

\$0



### Willie B. Johnon Recreation Center Addition

\$0

\$3.8M

\$0



## SYSTEM-WIDE/DISTRICT PROJECTS (cont.)



### White Rock Lake Trail

Replace asphalt trail from Bathhouse to Sunset Bay to complete loop around lake

OPTION 1	OPTION 2	
\$120M	\$120M + \$147.5M Match Funding = \$267.5M	
	\$120M	\$147.5M
\$0	\$4M	\$0

# COUNCIL DISTRICT PROJECTS



## DISTRICT 1

- Kidd Springs Park** - Lake Improvements
- Kidd Springs Park** - Japanese Garden Restoration

**TOTAL**

OPTION 1	OPTION 2
\$1M	\$1M
\$600K	\$1.1M
<b>\$1.6M</b>	<b>\$2.1M</b>



## DISTRICT 2

- Maria Luna Dog Park**
- Buckner Park** - New Pavilion
- Garrett Park** - New Pavilion
- Garrett Park** - Security Lighting
- Garrett Park** - Exercise Stations at Loop Trail
- Monarch Park** - Playground Replacement and Parking/ADA

**TOTAL**

\$950K	\$1M
\$250K	\$250K
\$0	\$350K
\$150K	\$150K
\$0	\$100K
\$250K	\$250K
<b>\$1.6M</b>	<b>\$2.1M</b>



## DISTRICT 3

- Emerald Lake Park** - Dam Safety and Erosion Control
- Twin Falls Park** - Parking Lot
- Sharrock Niblo Park** - Historic Barn Restoration  
Restoration of a historically significant barn from an original Dallas homestead dating to 1847 and re-engineering of drainage area
- Thurgood Marshall Recreation Center** - Interior Renovation

**TOTAL**

\$1M	\$1M
\$160K	\$160K
\$925K	\$925K
\$0	\$500K
<b>\$2.085M</b>	<b>\$2.585M</b>

## COUNCIL DISTRICT PROJECTS (continued)



### DISTRICT 4

- Bonnie View Park** - Playground Expansion
- Eloise Lundy Park** - Playground Expansion
- Eloise Lundy Park** - Land Acquisition (Recreation Center Expansion)
- Cummings Park** - Renovate and Expand Rear Parking Lot
- Cummings Park** - Walking Loop Trail
- Derek L. Geter (Scotland) Park** - Park Furnishings
- Beckley Saner Park** - Softball Backstop Renovation
- West Trinity Heights Park** - Develop Master Plan
- Herndon Park** - Playground Expansion

**TOTAL**

	OPTION 1	OPTION 2
	\$150K	\$150K
	\$150K	\$150K
	\$200K	\$400K
	\$350K	\$350K
	\$150K	\$150K
	\$60K	\$60K
	\$350K	\$650K
	\$40K	\$40K
	\$150K	\$150K
<b>TOTAL</b>	<b>\$1.6M</b>	<b>\$2.1M</b>



### DISTRICT 5

- Devon Anderson Park** - Playground Replacement
- Guard Drive** - Phase 2 Site Development
- Pleasant Oaks Park** - Security Lighting
- Pleasant Oaks Park** - Connecting Walkways
- Holcomb Park** - New Soccer Field
- Bitter Creek Park** - Creek Bank Stabilization
- Bisbee Park** - Parking Lot, Clearing/Grubbing and Signage
- Glover Park** - Parking Lot with Lighting, Land Acquisition

**TOTAL**

	\$200K	\$200K
	\$600K	\$600K
	\$100K	\$100K
	\$0	\$50K
	\$0	\$450K
	\$300K	\$300K
	\$200K	\$200K
	\$200K	\$200K
<b>TOTAL</b>	<b>\$1.6M</b>	<b>\$2.1M</b>



### DISTRICT 6

- Jaycee Zaragoza Park** - Playground Shade Structure
- Brownwood Park** - Erosion Control
- Brownwood Park** - Soccer Field
- Brownwood Park** - Add Security and Area Lighting
- Bachman Lake Park** - Skate Park
- Overlake Park** - Add Security and Area Lighting

**TOTAL**

	\$175K	\$175K
	\$400K	\$550K
	\$350K	\$350K
	\$50K	\$50K
	\$575K	\$925K
	\$50K	\$50K
<b>TOTAL</b>	<b>\$1.6M</b>	<b>\$2.1M</b>

## COUNCIL DISTRICT PROJECTS (continued)



### DISTRICT 7

- Everglade Park** - Exercise Stations at Loop Trail
- Cedar Run Park** - Walking Loop Trail
- Peary Park** - Playground Replacement
- Lakeland Hills Park** - Skatepark Renovation
- Lakeland Hills Park** - Add Security and Area Lighting
- J.J. Craft Park** - Historic Bench Restoration
- Martin Luther King Jr. Park** - Playground Replacement
- White Rock Hills Park** - Phase 2 Development
- Ferguson Park** - Athletic Field and Security Lighting
- Ferguson Park** - Furnishings, Drinking Fountain and Park Sign
- Ferguson Park** - Portable Toilet Enclosure

**TOTAL**

	OPTION 1	OPTION 2
	\$200K	\$200k
	\$0	\$200K
	\$220K	\$220K
	\$400K	\$400K
	\$100K	\$100K
	\$10K	\$10K
	\$300K	\$300K
	\$0	\$200K
	\$200K	\$300K
	\$100K	\$100K
	\$70K	\$70K
	<b>\$1.6M</b>	<b>\$2.1M</b>



### DISTRICT 8

- Willoughby Park** - Playground Replacement
- Danieldale Park** - Playground Replacement
- Danieldale Park** - Portable Toilet Enclosures (2)
- Danieldale Park** - Walking Trail
- Teagarden Place Park** - 1/2 Mile Loop Trail with Park Furnishings
- Arden Terrace Park** - Add Security and Area Lighting
- Alta Mesa Park** - Park Furnishings Package
- J.J. Lemon Park** - Playground Renovation
- Fireside Park** - Sidewalk Improvements
- Kleberg Park** - Connecting Sidewalks
- Kleberg Park** - Park Furnishings Package

**TOTAL**

	OPTION 1	OPTION 2
	\$200K	\$200K
	\$220K	\$220K
	\$60K	\$60K
	\$620K	\$600K
	\$500K	\$500K
	\$0	\$70K
	\$0	\$40K
	\$0	\$220K
	\$0	\$40K
	\$0	\$65K
	\$0	\$85K
	<b>\$1.6M</b>	<b>\$2.1M</b>

## COUNCIL DISTRICT PROJECTS (continued)



### DISTRICT 9

<b>White Rock Hills Park</b> - Neighborhood Park Site Develop. (Phase 2)	\$200K	\$200K
<b>Casa Linda Park</b> - Picnic Pavilion	\$325K	\$425K
<b>Casa Linda Park</b> - Basketball	\$35K	\$35K
<b>Lakewood Park</b> - Park Furnishings	\$50K	\$85K
<b>Cotillion Park</b> - Player Bench Enclosure	\$10K	\$13.5K
<b>Cotillion Park</b> - Security Lighting	\$47.5K	\$61K
<b>Dixon Branch Greenbelt</b> - Park Furnishings	\$40K	\$65K
<b>Lakewood Park</b> - Basketball Court Renovation	\$69.5K	\$80K
<b>Lakewood Park</b> - Pedestrian Bridge and ADA Parking	\$223K	\$250K
<b>Casa View Park</b> - Loop Walking Trail	\$305K	\$400K
<b>Ridgewood Sidewalk</b> - Along Fisher	\$165K	\$250K
<b>Norbuck Park</b> - Park Furnishings	\$0	\$70.5K
<b>Lochwood Park</b> - Field Grading and Irrigation	\$85K	\$120K
<b>Lochwood Park</b> - Park Furnishings Package and Drinking Fountain	\$45K	\$45K
<b>TOTAL</b>	<b>\$1.6M</b>	<b>\$2.1M</b>



### DISTRICT 10

<b>Friendship Park</b> - Security Lights, Loop Trail, Exercise Stations, Picnic Pavilion	\$590K	\$500K
<b>Willie B. Johnson Recreation Center Improvements</b>	\$300K	\$440K
<b>McCree Park</b> - Portable Toilet Enclosure, Park Furnishings, Parking Lot Lighting	\$200K	\$200K
<b>R P Brooks Park</b> - Loop Walking Trail	\$300K	\$300K
<b>Timberleaf Park</b> - New Playground	\$210K	\$220K
<b>Flag Pole Hill</b> - Supplemental Funding	\$0	\$440K
<b>TOTAL</b>	<b>\$1.6M</b>	<b>\$2.1M</b>


# COUNCIL DISTRICT PROJECTS



## DISTRICT 11 Land Acquisition

**TOTAL**

OPTION 1	OPTION 2
\$1.6M	\$2.1M
<b>\$1.6M</b>	<b>\$2.1M</b>



## DISTRICT 12

- Moss Glen Park** - Phase 2 (Site including Playground)
- Forston Park** - Playground and Park Furnishings
- Shadybank Park** - Phase 1 (Trail Connection and Crossing at Kiowas Branch)
- Timberglenn Park** - Softball Outfield Fence
- Campbell Green Park** - Grading, Sodding and Irrigation
- Campbell Green Park** - Site Improvements

**TOTAL**

\$400K	\$400K
\$220K	\$220K
\$700K	\$700K
\$0	\$150K
\$180K	\$180K
\$100K	\$450K
<b>\$1.6M</b>	<b>\$2.1M</b>



## DISTRICT 13

- Glen Meadow Park** - Playground Replacement
- Marcus Park** - Playground Replacement
- Jamestown Park** - Playground Equipment/Swingset/Furnishings
- Walnut Hill Park** - Basketball Renovation and Addition
- Walnut Hill Park** - Replace Softball Backstop and Bleachers
- Royal Park** - Security Lighting
- Bluffview Park** - Expand Playground, Shade Structure, Park Development
- Vickery Meadows Park** - Playground at Library Site

**TOTAL**

\$200K	\$220K
\$200K	\$200K
\$200K	\$200K
\$160K	\$160K
\$250K	\$350K
\$0	\$120K
\$350K	\$350K
\$240K	\$500K
<b>\$1.6M</b>	<b>\$2.1M</b>

## COUNCIL DISTRICT PROJECTS (continued)



### DISTRICT 14

**Lindsley Park** - Sidewalk Extension (Shadyside Lane to Lindsley Drive)

**Lindsley Park** - Playground Replacement

**Robert E. Lee Park** (Arlington Hall) - Renovate Historic WPA Restrooms

**Robert E. Lee Park** (Arlington Hall) - Parking

**Tietze Park** - Add ADA Parking

**Tietze Park** - Shade Structure at Playground

**Munger Park** - Shade Structure at Playground

**Craddock Park** - Playground Expansion

**Junius Gateway** - Park Furnishings

**Randall Park** - Historic Pavilion Restoration

**Central Square** - Playground Replacement

	OPTION 1	OPTION 2
	\$200K	\$200K
	\$220K	\$220K
	\$200K	\$200K
	\$0	\$350K
	\$100K	\$120K
	\$100K	\$100K
	\$100K	\$100K
	\$150K	\$200K
	\$15K	\$40K
	\$295K	\$350K
	\$200K	\$220K
<b>TOTAL</b>	<b>\$1.6M</b>	<b>\$2.1M</b>



Carpenter Park



## **APPENDIX**

System-Wide Projects	CD	Total Needed	Option 1 \$120M Total	Option 2 \$267.5M Total	
				\$120M List with No Match Funding Included	Match Funded Projects \$147.5M Total
Aquatics Master Plan Implementation - Phase 1	1, 10, 14	\$ 11,000,000	\$ 11,000,000	\$ 11,000,000	
Aquatics Master Plan Implem. - Phase 2A	1, 7, 8, 9	\$ 26,100,000		\$ 12,400,000	
Aquatics Master Plan Implementation - Phase 2B - Bahama Beach Improvements	3	\$ 4,500,000		\$ 2,500,000	
Downtown Parks - Carpenter, West End and Harwood Parks (Match)	2, 14	\$ 35,000,000	\$ 20,000,000		\$ 35,000,000
Circuit Trail - The LOOP (Match)	2, 4, 5, 6, 7, 9	\$ 20,000,000	\$ 12,600,000		\$ 20,000,000
Northaven Trail (Match)	11	\$ 3,000,000	\$ 2,615,000		\$ 3,000,000
White Rock Lake Stone Tables (Match)	9	\$ 360,000	\$ 360,000		\$ 360,000
Dallas Zoo (Match)	4	\$ 12,500,000	\$ 3,700,000		\$ 12,500,000
Dallas Arboretum (Match)	9	\$ 2,200,000	\$ 1,000,000		\$ 2,200,000
Fair Park	7	\$ 20,000,000	\$ 5,000,000	\$ 5,000,000	
Trinity Strand Trail (Match)	6	\$ 6,500,000			\$ 6,500,000
Klyde Warren Park Exp. (Match)	14	\$ 20,000,000			\$ 20,000,000
Southern Gateway Green (Match)	1, 4	\$ 10,000,000	\$ 3,000,000		\$ 10,000,000
Southern Gateway Green - Roadwork (Match)	1, 4	\$ 7,500,000			\$ 7,500,000
Bachman Lake Skatepark	6	\$ 6,000,000	\$ 75,000	\$ 75,000	
Garland Road Sidewalk at the Arboretum	9	\$ 750,000	\$ 400,000	\$ 400,000	
White Rock Lake Trail	9	\$ 4,000,000		\$ 4,000,000	
Environmental Conservation - Dam Safety, Erosion Control	All	\$ 1,000,000		\$ 1,000,000	
Citywide Code / ADA Allowance	All	\$ 1,000,000		\$ 1,000,000	
Recreation Center Master Plan	All	\$ 750,000		\$ 750,000	
Partnership Match Funding Allowance	All	\$ 1,000,000		\$ 1,000,000	
<b>Total System Wide:</b>		<b>\$ 178,410,000</b>	<b>\$ 59,750,000</b>	<b>\$ 39,125,000</b>	<b>\$ 117,060,000</b>

Note: Two options presented:

Option 1 - Total of \$120M, which includes partial amounts for some of the match funded project requests.

Option 2 - Includes a \$120M list with no match funded projects in the \$120M + 100% of the match funded projects for a total package of \$267.5M.

Parks and Trails Subcommittee  
May 11, 2017

System-Wide/District Projects	CD	Total Needed	Option 1 \$120M Total	Option 2 \$267.5M Total	
				\$120M List with No Match Funding Included	Match Funded Projects \$147.5M Total
Crawford Memorial Park - Phase 1	5	\$ 8,000,000	\$ 8,000,000	\$ 8,000,000	
Midtown Park (Match)	11	\$ 15,000,000	\$ 4,000,000		\$ 15,000,000
Katy Trail (Match)	14	\$ 10,000,000	\$ -		\$ 10,000,000
Kleberg Trail (Match)	5, 8	\$ 8,300,000	\$ 1,200,000		\$ 1,200,000
Lake Highlands Trail	10	\$ 5,000,000	\$ 2,500,000	\$ 2,500,000	
Timberglen Trail	12	\$ 4,200,000	\$ 4,200,000	\$ 4,200,000	
Elm Fork Greenbelt Trail and Nature Center (Match)	6	\$ 4,100,000			\$ 4,100,000
Land Acquisition - CW Allowance	CW	\$ 25,000,000	\$ 7,600,000	\$ 18,890,000	
Flag Pole Hill - Phase 1 Master Plan Implementation	10	\$ 2,000,000	\$ 500,000	\$ 500,000	
Flag Pole Hill - Playground (Match)	10	\$ 165,000	\$ 165,000		\$ 165,000
Singing Hills Recreation Center - Gym Addition	8	\$ 9,200,000	\$ 9,200,000	\$ 9,200,000	
Bachman Rec. Ctr. Ren.	6	\$ 3,900,000		\$ 3,900,000	
Willie B. Johnson Rec. Ctr. - Addition	10	\$ 3,800,000		\$ 3,800,000	
<b>Total System Wide/District:</b>		<b>\$ 98,665,000</b>	<b>\$ 37,365,000</b>	<b>\$ 50,990,000</b>	<b>\$ 30,465,000</b>

<b>Total for System Wide and System Wide/District Projects:</b>			<b>\$ 97,115,000</b>	<b>\$ 90,115,000</b>	<b>\$ 147,525,000</b>
---	--	--	----------------------	----------------------	-----------------------

**Parks and Trails Subcommittee  
May 11, 2017**

Council District Projects	CD	Total Needed	Option 1 \$120M Total	Option 2 \$267.5M Total	
				\$120M List with No Match Funding Included	Match Funded Projects \$147.5M Total
Kidd Springs - Natural Spring daylighting and Lake bank erosion control/landscaping per Master Plan	1	\$ 1,000,000	\$ 1,000,000	\$ 1,000,000	
Kidd Springs - Japanese Garden Restoration - Phase 1	1	\$ 1,250,000	\$ 600,000	\$ 1,100,000	
<b>Total Council District 1:</b>			<b>\$ 1,600,000</b>	<b>\$ 2,100,000</b>	

**Parks and Trails Subcommittee  
May 11, 2017**

Council District Projects	CD	Total Needed	Option 1 \$120M Total	Option 2 \$267.5M Total	
				\$120M List with No Match Funding Included	Match Funded Projects \$147.5M Total
Maria Luna Dog Park	2	\$ 1,000,000	\$ 950,000	\$ 1,000,000	
Buckner Park - New pavilion	2	\$ 450,000	\$ 250,000	\$ 250,000	
Garrett Park - Pavilion	2	\$ 450,000		\$ 350,000	
Garrett Park - Security Lighting	2	\$ 200,000	\$ 150,000	\$ 150,000	
Garrett Park - Exercise Stations at Loop Trail	2	\$ 150,000		\$ 100,000	
Monarch Park - Playground replacement and Parking/ADA	2	\$ 250,000	\$ 250,000	\$ 250,000	
<b>Total Council District 2:</b>			<b>\$ 1,600,000</b>	<b>\$ 2,100,000</b>	

**Parks and Trails Subcommittee  
May 11, 2017**

Council District Projects	CD	Total Needed	Option 1 \$120M Total	Option 2 \$267.5M Total	
				\$120M List with No Match Funding Included	Match Funded Projects \$147.5M Total
Emerald Lake Park - Dam safety and erosion control (High priority need. Dam is being undermined)	3	\$ 1,000,000	\$ 1,000,000	\$ 1,000,000	
Twin Falls - Parking lot	3	\$ 160,000	\$ 160,000	\$ 160,000	
Sharrock Niblo Park - Historic Restoration of Barn	3	\$ 975,000	\$ 925,000	\$ 925,000	
Thurgood Marshall Recreation Center - Interior Renovation	3	\$ 1,100,000		\$ 500,000	
<b>Total Council District 3:</b>			<b>\$ 2,085,000</b>	<b>\$ 2,585,000</b>	

**Parks and Trails Subcommittee  
May 11, 2017**

Council District Projects	CD	Total Needed	Option 1 \$120M Total	Option 2 \$267.5M Total	
				\$120M List with No Match Funding Included	Match Funded Projects \$147.5M Total
Bonnie View Park - Playground expansion	4	\$ 150,000	\$ 150,000	\$ 150,000	
Eloise Lundy - Playground expansion	4	\$ 150,000	\$ 150,000	\$ 150,000	
Eloise Lundy - Land Acquisition for future Recreation Center Expansion	4	\$ 400,000	\$ 200,000	\$ 400,000	
Cummings Park - Parking lot (rear), renovate and expand with concrete	4	\$ 350,000	\$ 350,000	\$ 350,000	
Cummings Park - Walking loop trail - 6' wide - 1/4 mi. -new	4	\$ 150,000	\$ 150,000	\$ 150,000	
Derek L. Geter (Scotland) Park - Park furnishings package	4	\$ 60,000	\$ 60,000	\$ 60,000	
Beckley Saner Park - Renovate backstop at softball fields	4	\$ 650,000	\$ 350,000	\$ 650,000	
West Trinity Heights Park - Develop master plan	4	\$ 40,000	\$ 40,000	\$ 40,000	
Herndon Park - Playground expansion	4	\$ 150,000	\$ 150,000	\$ 150,000	
<b>Total Council District 4:</b>			<b>\$ 1,600,000</b>	<b>\$ 2,100,000</b>	

**Parks and Trails Subcommittee  
May 11, 2017**

Council District Projects	CD	Total Needed	Option 1 \$120M Total	Option 2 \$267.5M Total	
				\$120M List with No Match Funding Included	Match Funded Projects \$147.5M Total
Devon Anderson Park - Replace playground equipment (Playground was burned)	5	\$ 200,000	\$ 200,000	\$ 200,000	
Guard Dr. - Phase 2 Site Development	5	\$ 1,000,000	\$ 600,000	\$ 600,000	
Pleasant Oaks Park - Security Lighting (citizen request)	5	\$ 100,000	\$ 100,000	\$ 100,000	
Pleasant Oaks Park - Connecting Walkways - new	5	\$ 51,952		\$ 50,000	
Holcomb Park - Soccer Field - New	5	\$ 450,000		\$ 450,000	
Bitter Creek Park - Creek bank stabilization	5	\$ 300,000	\$ 300,000	\$ 300,000	
Bisbee Park - Parking lot, clearing/grubbing, and signage	5	\$ 200,000	\$ 200,000	\$ 200,000	
Glover Park - Parking lot with lighting, land acquisition	5	\$ 200,000	\$ 200,000	\$ 200,000	
<b>Total Council District 5:</b>			<b>\$ 1,600,000</b>	<b>\$ 2,100,000</b>	



**Parks and Trails Subcommittee  
May 11, 2017**

Council District Projects	CD	Total Needed	Option 1 \$120M Total	Option 2 \$267.5M Total	
				\$120M List with No Match Funding Included	Match Funded Projects \$147.5M Total
Jaycee Zaragoza - Playground Shade Structure	6	\$ 200,000	\$ 175,000	\$ 175,000	
Brownwood - Erosion Control (4 locations)	6	\$ 1,600,000	\$ 400,000	\$ 550,000	
Brownwood Park - Soccer Field	6	\$ 350,000	\$ 350,000	\$ 350,000	
Brownwood Park - Electrical - add security/area lighting	6	\$ 50,000	\$ 50,000	\$ 50,000	
Bachman Lake Park - Skate Park - Phase 1	6	\$ 6,000,000	\$ 575,000	\$ 925,000	
Overlake Park - Electrical - add security/area lighting	6	\$ 50,000	\$ 50,000	\$ 50,000	
<b>Total Council District 6:</b>			<b>\$ 1,600,000</b>	<b>\$ 2,100,000</b>	

**Parks and Trails Subcommittee  
May 11, 2017**

Council District Projects	CD	Total Needed	Option 1 \$120M Total	Option 2 \$267.5M Total	
				\$120M List with No Match Funding Included	Match Funded Projects \$147.5M Total
Everglade Park - Exercise stations at loop trail	7	\$ 200,000	\$ 200,000	\$ 200,000	
Cedar Run Park - Walking Loop Trail	7	\$ 400,000		\$ 200,000	
Peary Park - Playground replacement	7	\$ 220,000	\$ 220,000	\$ 220,000	
Lakeland Hills Park - Skatepark renovation	7	\$ 400,000	\$ 400,000	\$ 400,000	
Lakeland Hills Park - Electrical - add trail security/area lighting (citizen request)	7	\$ 180,000	\$ 100,000	\$ 100,000	
J. J. Craft Park - historic bench restoration	7	\$ 10,000	\$ 10,000	\$ 10,000	
Martin Luther King Jr. Park - Playground replacement	7	\$ 300,000	\$ 300,000	\$ 300,000	
White Rock Hills Park - Phase 2 Development	7	\$ 200,000		\$ 200,000	
Ferguson Park - Athletic Field/Additional Security Lighting	7	\$ 400,000	\$ 200,000	\$ 300,000	
Ferguson Park - Park Furnishings, Drinking Fountain, Park ID Sign	7	\$ 155,000	\$ 100,000	\$ 100,000	
Ferguson Park - Portable Toilet Enclosure	7	\$ 100,000	\$ 70,000	\$ 70,000	
<b>Total Council District 7:</b>			<b>\$ 1,600,000</b>	<b>\$ 2,100,000</b>	

**Parks and Trails Subcommittee  
May 11, 2017**

Council District Projects	CD	Total Needed	Option 1 \$120M Total	Option 2 \$267.5M Total	
				\$120M List with No Match Funding Included	Match Funded Projects \$147.5M Total
Willoughby Park - Playground Replacement	8	\$ 200,000	\$ 200,000	\$ 200,000	
Danieldale Park - Playground replacement (at end of life)	8	\$ 220,000	\$ 220,000	\$ 220,000	
Danieldale Park - portable toilet enclosures (2)	8	\$ 60,000	\$ 60,000	\$ 60,000	
Danieldale Park - walking trail - 8' - 1 mile - new	8	\$ 800,000	\$ 620,000	\$ 600,000	
Teagarden Place Park - Walking loop trail 1/2 mi with park furnishing	8	\$ 500,000	\$ 500,000	\$ 500,000	
Arden Terrace Park - Electrical - Add security/area lighting	8	\$ 55,363		\$ 70,000	
Alta Mesa Park - Park Furnishings Package	8	\$ 40,000		\$ 40,000	
J. J. Lemmon Park - Playground renovation	8	\$ 220,000		\$ 220,000	
Fireside Park - Sidewalk Improvements	8	\$ 40,000		\$ 40,000	
Kleberg Park - Connecting Walkways	8	\$ 64,107		\$ 65,000	
Kleberg Park - Park Furnishings Package	8	\$ 85,085		\$ 85,000	
<b>Total Council District 8:</b>			<b>\$ 1,600,000</b>	<b>\$ 2,100,000</b>	

**Parks and Trails Subcommittee  
May 11, 2017**

Council District Projects	CD	Total Needed	Option 1 \$120M Total	Option 2 \$267.5M Total	
				\$120M List with No Match Funding Included	Match Funded Projects \$147.5M Total
White Rock Hills Park -Neighborhood park site development (phase 2)	9	\$ 1,000,000	\$ 200,000	\$ 200,000	
Casa Linda Park - Picnic Pavilion	9	\$ 425,000	\$ 325,000	\$ 425,000	
Case Linda Park - Basketball	9	\$ 35,000	\$ 35,000	\$ 35,000	
Lakewood Park - Park Furnishings	9	\$ 60,000	\$ 50,000	\$ 85,000	
Cotillion Park - Player Bench Enclosure	9	\$ 13,647	\$ 10,000	\$ 13,500	
Cotillion Park - Security Lighting	9	\$ 60,775	\$ 47,500	\$ 61,000	
Dixon Branch Greenbelt - Park Furnishings	9	\$ 65,507	\$ 40,000	\$ 65,000	
Lakewood Park - Basketball Renovate	9	\$ 80,000	\$ 69,500	\$ 80,000	
Lakewood Park - Pedestrian Bridge and ADA Parking	9	\$ 250,000	\$ 223,000	\$ 250,000	
Casa View - Walking Trail - Loop	9	\$ 500,000	\$ 305,000	\$ 400,000	
Ridgewood Sidewalk - along Fisher (Citizen Request)	9	\$ 250,000	\$ 165,000	\$ 250,000	
Norbuck Park - Park Furnishings	9	\$ 70,500		\$ 70,500	
Lochwood Park - Field grading and irrigation	9	\$ 120,000	\$ 85,000	\$ 120,000	
Lochwood Park - Park furnishings package, including ADA drinking fountain	9	\$ 45,000	\$ 45,000	\$ 45,000	
<b>Total Council District 9:</b>			<b>\$ 1,600,000</b>	<b>\$ 2,100,000</b>	

**Parks and Trails Subcommittee  
May 11, 2017**

Council District Projects	CD	Total Needed	Option 1 \$120M Total	Option 2 \$267.5M Total	
				\$120M List with No Match Funding Included	Match Funded Projects \$147.5M Total
Friendship Park - Security lights, loop trail, exercise stations and picnic pavilion	10	\$ 1,000,000	\$ 590,000	\$ 500,000	
Willie B. Johson Recreation Center Improvements (Hamilton Park)	10	\$ 300,000	\$ 300,000	\$ 440,000	
McCree Park - Portable facility enclosure, park furnishings, parking lot lighting	10	\$ 200,000	\$ 200,000	\$ 200,000	
R P Brooks Park - Loop Walking Trail	10	\$ 350,000	\$ 300,000	\$ 300,000	
Timberleaf Park - Playground new	10	\$ 220,000	\$ 210,000	\$ 220,000	
Flag Pole Hill - Supplemental Funding	10	\$ 30,000		\$ 440,000	
<b>Total Council District 10:</b>			<b>\$ 1,600,000</b>	<b>\$ 2,100,000</b>	

Parks and Trails Subcommittee  
May 11, 2017

Council District Projects	CD	Total Needed	Option 1 \$120M Total	Option 2 \$267.5M Total	
				\$120M List with No Match Funding Included	Match Funded Projects \$147.5M Total
Land Acquisition	11	\$ 750,000	\$ 1,600,000	\$ 2,100,000	
<b>Total Council District 11:</b>			\$ 1,600,000	\$ 2,100,000	

**Parks and Trails Subcommittee  
May 11, 2017**

Council District Projects	CD	Total Needed	Option 1 \$120M Total	Option 2 \$267.5M Total	
				\$120M List with No Match Funding Included	Match Funded Projects \$147.5M Total
Moss Glen Park - Phase 2 site, including playground	12	\$ 400,000	\$ 400,000	\$ 400,000	
Forston Park - Develop with playground and park furnishings (Pending Neighborhood Input)	12	\$ 220,000	\$ 220,000	\$ 220,000	
Shadybank Park (Shadybank & Coolglen Dr.) - Phase 1 - Trail connection with low water crossing at Kiowas Branch	12	\$ 700,000	\$ 700,000	\$ 700,000	
Timberglen Park -Softball outfield fence	12	\$ 150,000		\$ 150,000	
Campbell Green Park - General grading, sodding and irrigation	12	\$ 500,000	\$ 180,000	\$ 180,000	
Campbell Green Park - Site Improvements	12	\$ 100,000	\$ 100,000	\$ 450,000	
<b>Total Council District 12:</b>			<b>\$ 1,600,000</b>	<b>\$ 2,100,000</b>	

**Parks and Trails Subcommittee  
May 11, 2017**

Council District Projects	CD	Total Needed	Option 1 \$120M Total	Option 2 \$267.5M Total	
				\$120M List with No Match Funding Included	Match Funded Projects \$147.5M Total
Glen Meadow - Playground replacement	13	\$ 220,000	\$ 200,000	\$ 220,000	
Marcus Park - Playground replacement	13	\$ 200,000	\$ 200,000	\$ 200,000	
Jamestown Park - Playground equipment - swingset and park furnishings	13	\$ 200,000	\$ 200,000	\$ 200,000	
Walnut Hill Park - Basketball - Renovate existing and add new	13	\$ 160,000	\$ 160,000	\$ 160,000	
Walnut Hill Park - Replace softball backstop and bleachers on existing pad	13	\$ 350,000	\$ 250,000	\$ 350,000	
Royal Park - Add security lighting with associated electrical	13	\$ 120,000		\$ 120,000	
Bluffview Park - playground expansion, shade structure and site development	13	\$ 350,000	\$ 350,000	\$ 350,000	
Vickery Meadows Park / Playground at Library Site	13	\$ 400,000	\$ 240,000	\$ 500,000	
<b>Total Council District 13:</b>			<b>\$ 1,600,000</b>	<b>\$ 2,100,000</b>	



**Parks and Trails Subcommittee  
May 11, 2017**

Council District Projects	CD	Total Needed	Option 1 \$120M Total	Option 2 \$267.5M Total	
				\$120M List with No Match Funding Included	Match Funded Projects \$147.5M Total
Lindsley Park - Sidewalk exten. from Shadyside Ln. to Lindsley Dr. (Citizen priority)	14	\$ 200,000	\$ 200,000	\$ 200,000	
Lindsley Park - Playground replacement	14	\$ 220,000	\$ 220,000	\$ 220,000	
Robert E. Lee Park (Arlington Hall) - Renovate historic WPA rest rooms	14	\$ 200,000	\$ 200,000	\$ 200,000	
Robert E. Lee Park (Arlington Hall) - Parking - add head-in parking on Lee Pkwy.	14	\$ 350,000		\$ 350,000	
Tietze Park - Add ADA parking	14	\$ 250,000	\$ 100,000	\$ 120,000	
Tietze Park - Add shade structure at playground (Citizen priority)	14	\$ 100,000	\$ 100,000	\$ 100,000	
Munger Park - Add shade structure at playground (Citizen priority)	14	\$ 100,000	\$ 100,000	\$ 100,000	
Craddock Park - playground expansion (citizen request)	14	\$ 200,000	\$ 150,000	\$ 200,000	
Junius Gateway - Park furnishings	14	\$ 100,000	\$ 15,000	\$ 40,000	
Randall Park - Historic Pavilion Restoration	14	\$ 350,000	\$ 295,000	\$ 350,000	
Central Square - playground replacement	14	\$ 300,000	\$ 220,000	\$ 220,000	
<b>Total Council District 14:</b>			<b>\$ 1,600,000</b>	<b>\$ 2,100,000</b>	
<b>Total Council District Projects:</b>		<b>\$ 37,951,936</b>	<b>\$ 22,885,000</b>	<b>\$ 29,885,000</b>	
<b>Total of all Categories:</b>			<b>\$ 120,000,000</b>	<b>\$ 120,000,000</b>	<b>\$ 147,525,000</b>
					<b>Note: Option 2 is \$267,525,000 total</b>



Midtown Park





Dallas Park & Recreation

Park and Recreation Department  
Dallas City Hall  
1500 Marilla Street, 6FN  
Dallas, Texas 75201