

Memorandum

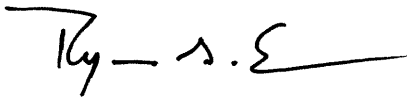


DATE: October 25, 2013

TO: Members of the Public Safety Committee

SUBJECT: **Crime Report**

Attached is the briefing material on the "Crime Report" to be presented to the Members of the Public Safety Committee on Monday, October 28, 2013.



Ryan S. Evans
Interim First Assistant City Manager

Attachment

cc: Honorable Mayor and Members of the Dallas City Council
A.C. Gonzalez, Interim City Manager
Warren M. S. Ernst, City Attorney
Judge Daniel F. Solis, Administrative Judge
Rosa A. Rios, City Secretary
Craig D. Kinton, City Auditor
Jill A. Jordan, P. E., Assistant City Manager
Forest E. Turner, Assistant City Manager
Joey Zapata, Assistant City Manager
Charles M. Cato, Interim Assistant City Manager
Theresa O'Donnell, Interim Assistant City Manager
Jeanne Chipperfield, Chief Financial Officer
Frank Libro, Public Information Officer
Elsa Cantu, Assistant to the City Manager – Mayor and Council



Crime Report

Public Safety Committee

October 28, 2013



www.dallaspolice.net

David O. Brown
Chief Of Police



PUBLIC SAFETY COMMITTEE BRIEFING

Index Crime Year to Date 10/22/2013

CRIME TYPE	ACTUAL YTD	ACTUAL LYTD	% CHG YTD	3 yr % Change	10 yr % Change	Crime Rate	
						2012 Rate	Previous Low Year
Murder	124	120	3.33%	-6.71%	-31.39%	0.12	1958
Sexual Assault	382	352	8.52%	0.91%	-27.02%	0.39	1968
Robbery	3,396	3,244	4.69%	-25.34%	-48.33%	3.28	1972
Business	596	492	21.14%	-43.59%	-53.44%	n.c.	n.c.
Individual	2,800	2,752	1.74%	-20.44%	-47.23%	n.c.	n.c.
Aggravated Assault	2,909	3,012	-3.42%	-10.48%	-54.88%	2.92	1967
Non-Fam Viol	1,888	1,906	-0.94%	-18.25%	-62.83%	n.c.	n.c.
Fam Viol	1,021	1,106	-7.69%	7.73%	-27.22%	n.c.	n.c.
Total Violent Crime	6,811	6,728	1.23%	-17.96%	-50.48%	6.75	1968
Burglary	11,817	12,844	-8.00%	-17.26%	-26.41%	12.89	1967
Business	3,316	3,178	4.34%	-14.48%	-40.54%	n.c.	n.c.
Residence	8,501	9,666	-12.05%	-18.14%	-20.07%	n.c.	n.c.
Theft	24,644	25,099	-1.81%	-24.59%	-46.72%	24.96	1964
Auto Theft	5,928	5,598	5.89%	-31.86%	-59.28%	5.66	1967
Total Non-Violent	42,389	43,541	-2.65%	-23.64%	-44.40%	43.51	1965
Total Index Crimes	49,200	50,269	-2.13%	-22.93%	-45.30%	50.49	1966

The Most Significant Crime Reduction of Major Cities Over the Last Ten Years

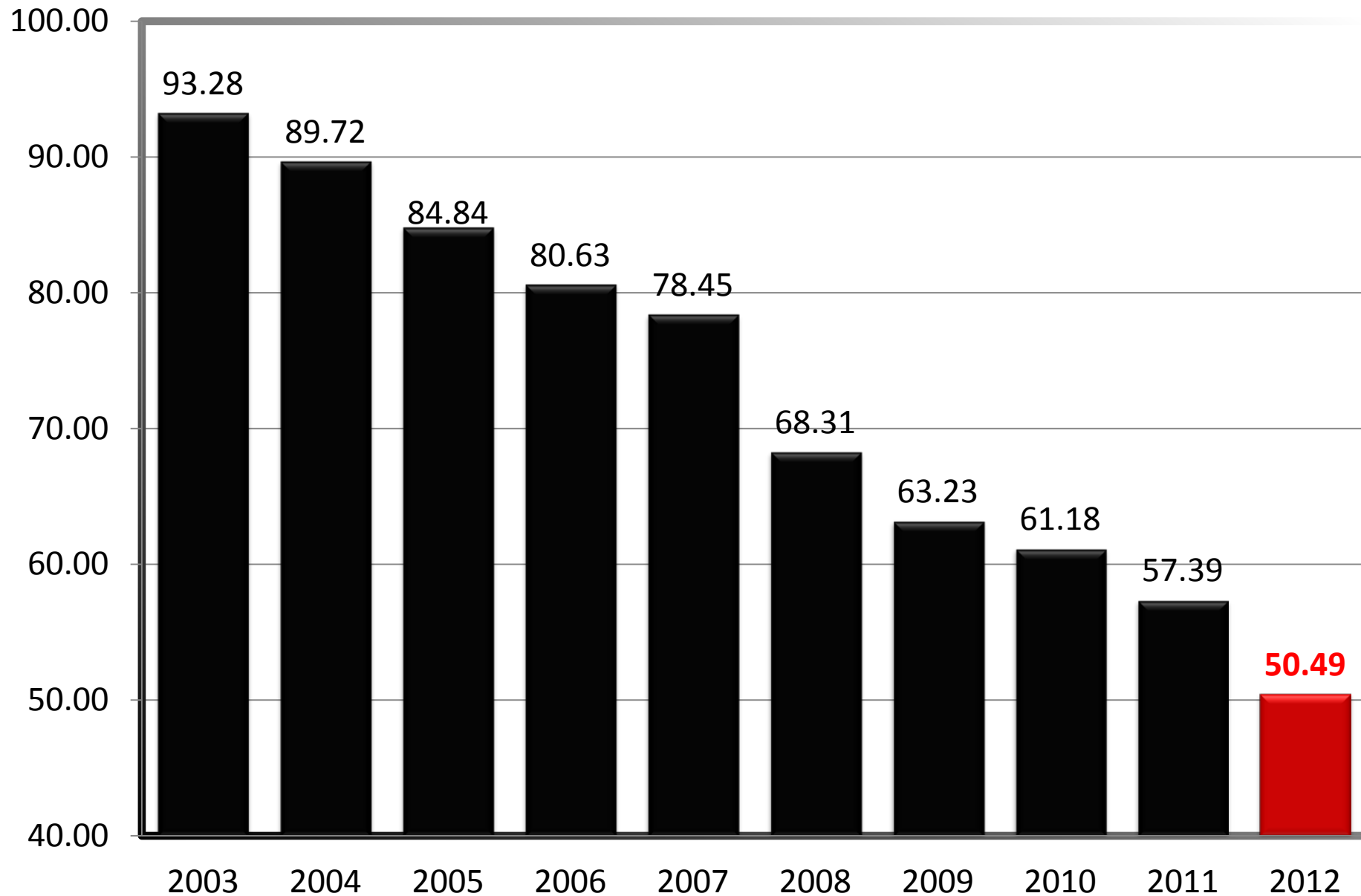
DALLAS	-45.38%
LOS ANGELES	-42.57%
PHOENIX	-34.57%
DETROIT	-33.01%
SAN DIEGO	-30.73%
CHICAGO	-24.19%
NEW YORK	-17.13%
HOUSTON	-10.21%
PHILADELPHIA	-9.90%
SAN ANTONIO	-0.71%

City of Dallas Ten Lowest Murder Crime Rate Years

Year	Murder per 1000
1) 1930	0.077
2) 1957	0.104
3) 2011	0.109
4) 1931	0.114
5) 1952	0.117
6) 1958	0.121
7) 1951	0.123
8) 1955	0.123
9) 2010	0.124
10) 2012	0.124

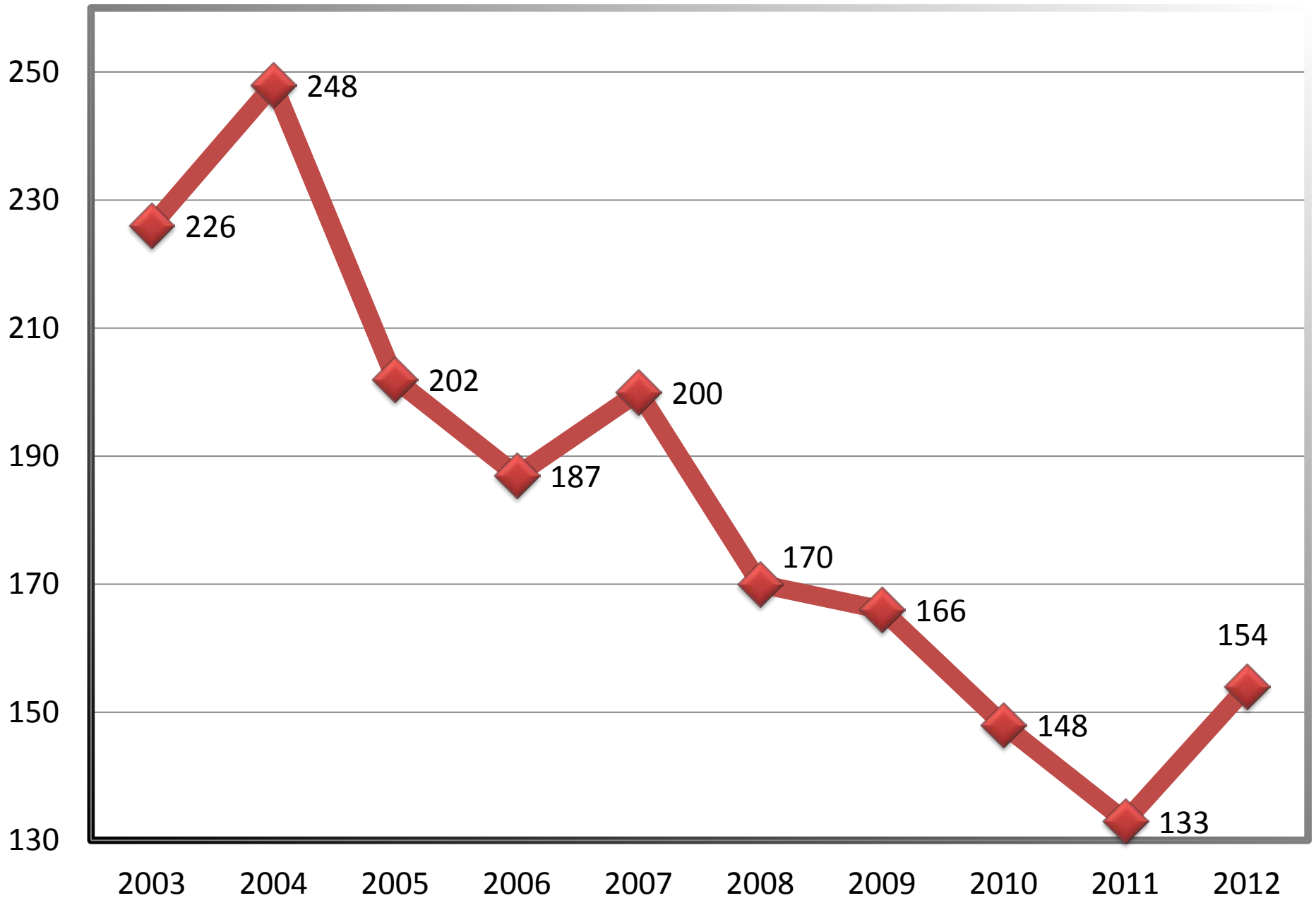
City of Dallas Overall Part 1 Crime Rates 2003 - 2012

The lowest overall Crime Rate since 1966



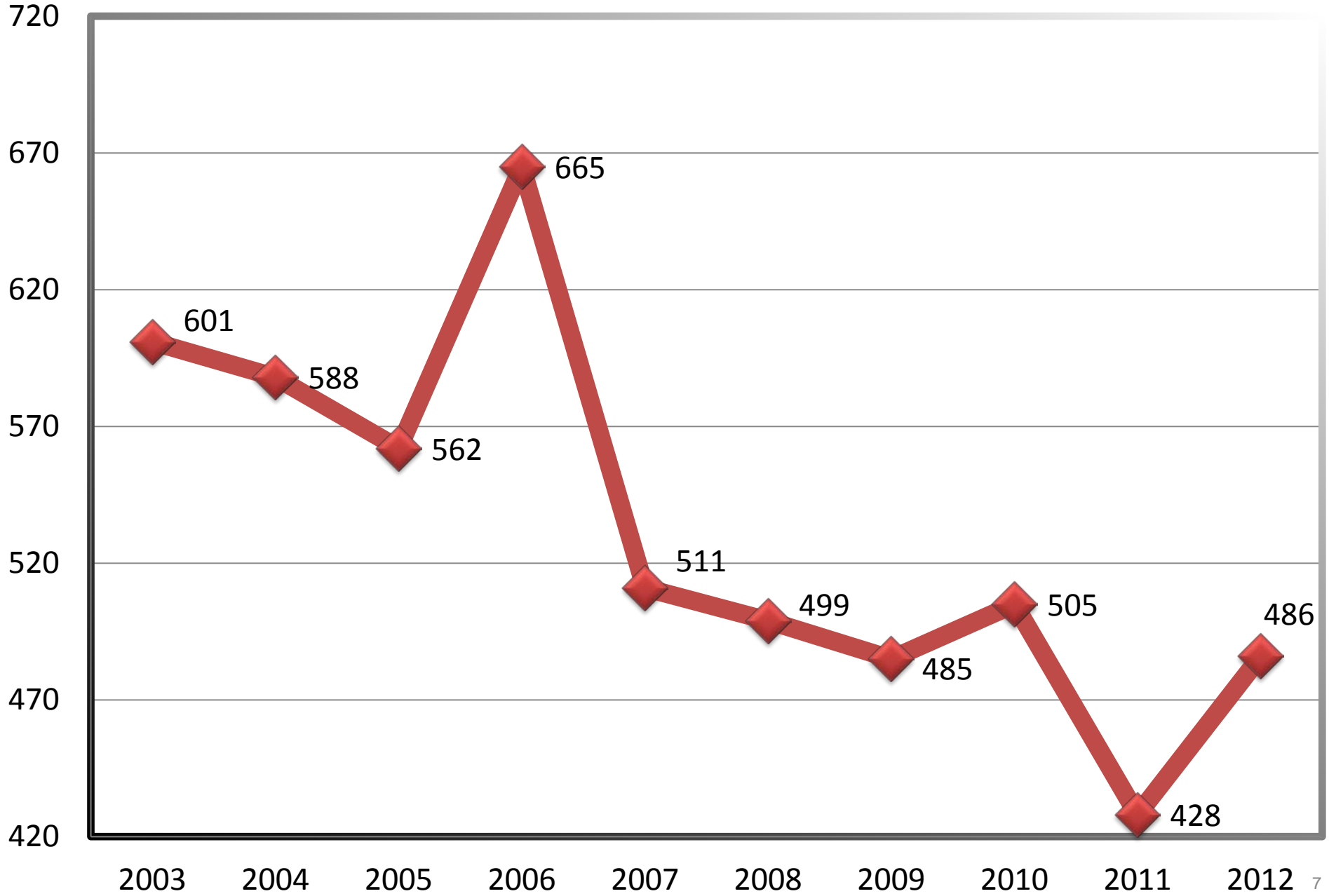
City of Dallas Murder Offense Count 2003-2012

(2011) The lowest Murder Rate since 1958



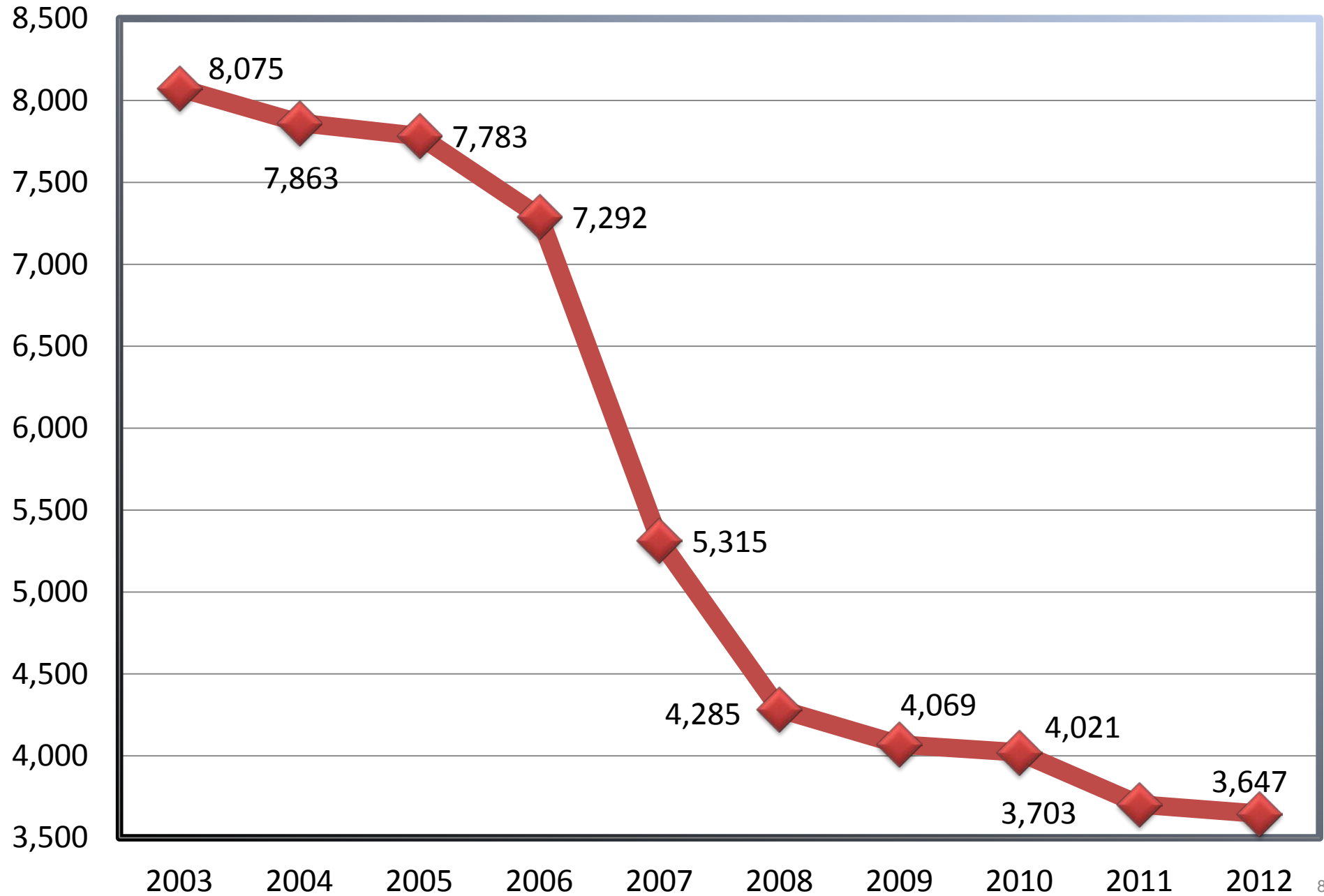
City of Dallas Sexual Assault Offense Count 2003-2012

(2011) The lowest rate of Sexual Assault since 1968



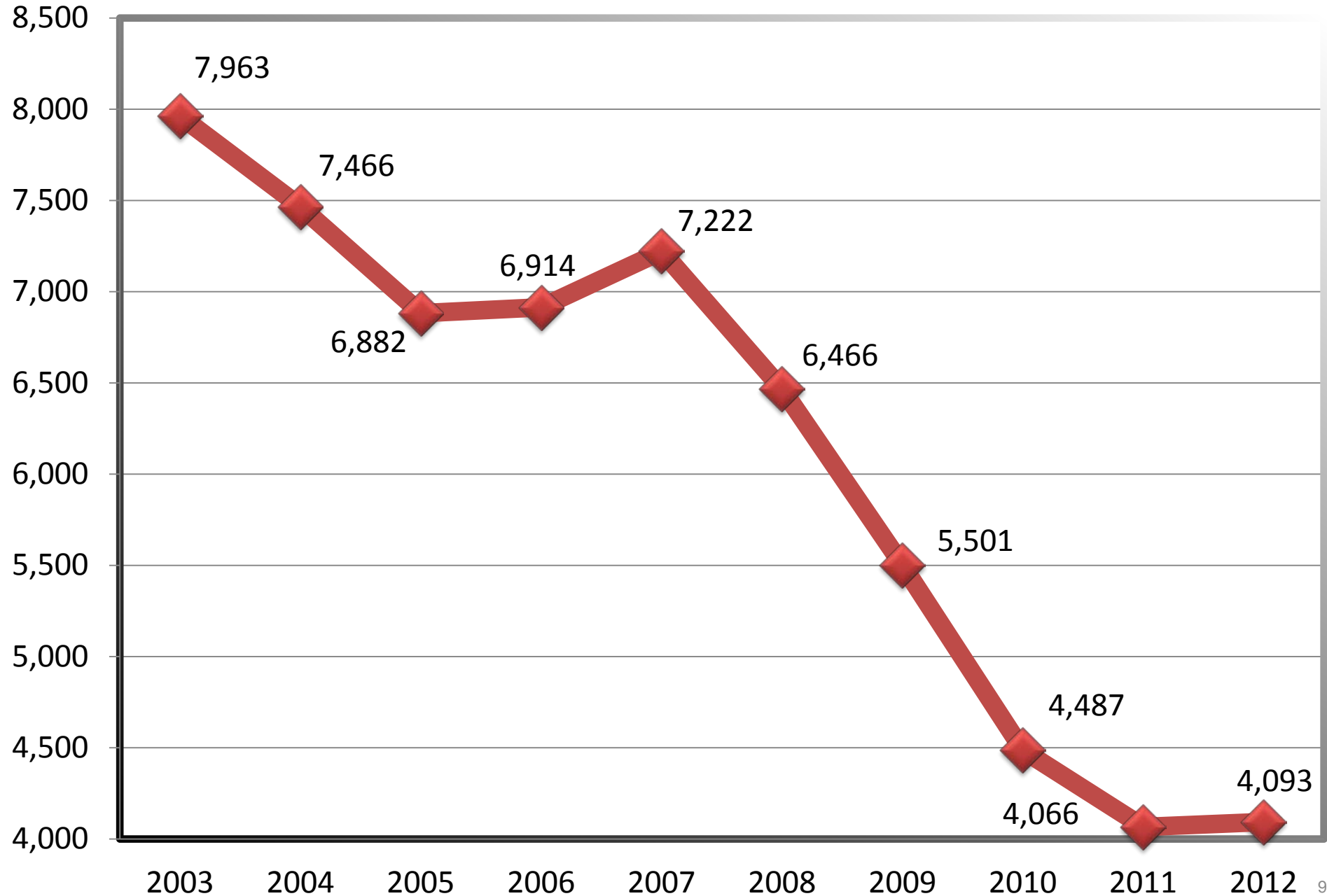
City of Dallas Aggravated Assault Offense Count 2003-2012

(2012) The lowest rate of Aggravated Assault since 1967



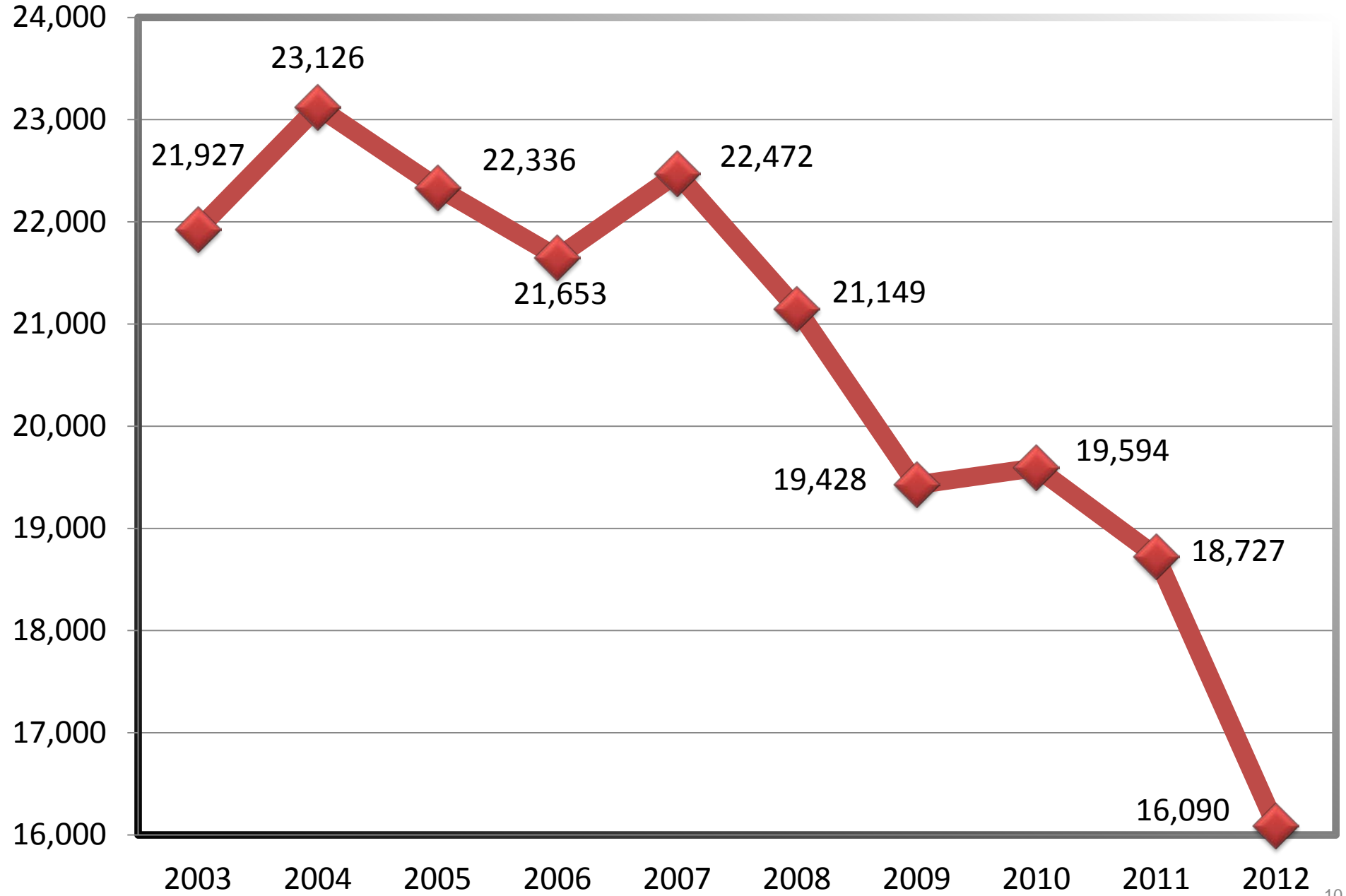
City of Dallas Robbery Offense Count 2003 - 2012

(2012) The lowest rate of Robbery since 1972



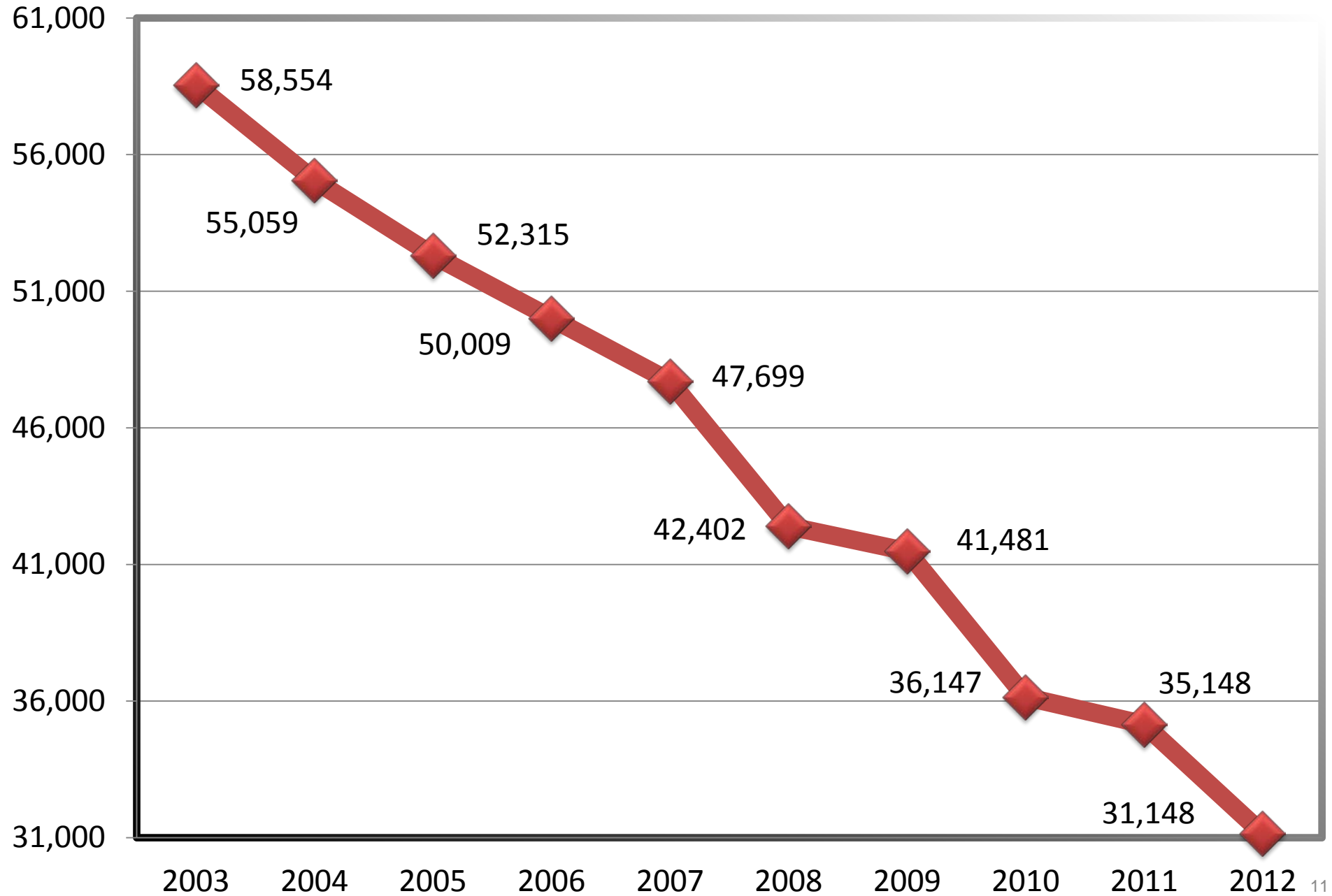
City of Dallas Burglary Offense Count 2003 - 2012

(2012) The lowest rate of Burglary since 1967



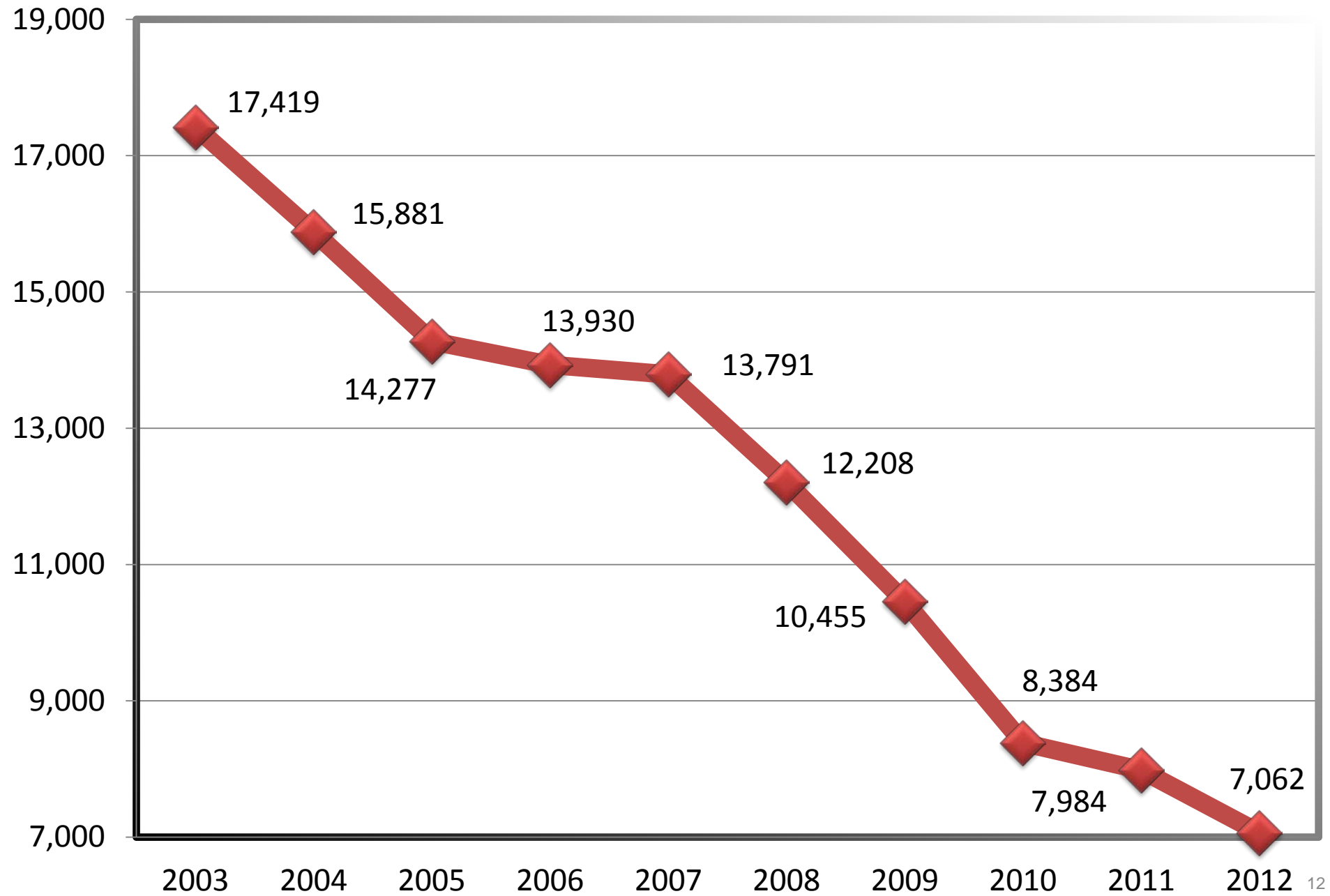
City of Dallas Theft Offense Count 2003 - 2012

(2012) The lowest rate of Theft since 1964



City of Dallas Auto Theft Offense Count 2003 - 2012

(2012) The lowest rate of Auto Theft since 1967



Questions?