

PUBLIC SAFETY AND CRIMINAL JUSTICE COMMITTEE
DALLAS CITY COUNCIL COMMITTEE AGENDA

RECEIVED

2018 SEP 20 PM 12:03

CITY SECRETARY
DALLAS, TEXAS

MONDAY, SEPTEMBER 24, 2018
CITY HALL
COUNCIL BRIEFING ROOM, 6ES
1500 MARILLA STREET
DALLAS, TEXAS 75201
11:00 A.M. – 12:30 P.M.

Chair, Council Member B. Adam McGough
Vice Chair, Council Member Philip T. Kingston
Domestic Violence Task Force Chair, Council Member Jennifer S. Gates
Deputy Mayor Pro Tem Adam Medrano
Council Member Sandy Greyson
Council Member Kevin Felder

Call to Order

1. August 13, 2018 PSCJ Committee Meeting Minutes
2. Public Safety Dashboards Chief U. Renee Hall
Dallas Police Department
3. 21st Century Policing Best Practices for DPD Chief U. Renee Hall
Dallas Police Department
4. Implicit Bias Presentation Chief U. Renee Hall
Dallas Police Department
5. NIBRS Update Chief U. Renee Hall
Dallas Police Department
6. Action Matrix Chief U. Renee Hall
Dallas Police Department
7. Upcoming Agenda Items Chief U. Renee Hall
Dallas Police Department

September 26, 2018

- A. (#12) File ID 18-873: Authorize an Interlocal Agreement with Dallas County Hospital District d/b/a Parkland Health and Hospital System for Biomedical On-Line Supervision for the period October 1, 2018 through September 30, 2019 - Not to exceed \$542,854.00 - Financing: General Fund
- B. (#13) File ID 18-855: Authorize a contract renewal with The University of Texas Southwestern Medical Center at Dallas for the State required medical direction services for the period October 1, 2018 through September 30, 2019 - Not to exceed \$434,807.00 - Financing: General Fund
- C. (#44) File ID 18-681: Authorize a one-year master agreement for the purchase of bunker gear for the Fire-Rescue Department with Casco Industries, Inc. through the Texas Association of School Boards cooperative agreement - Estimated amount of \$1,336,064.00 - Financing: General Fund

- D. (#49) File ID 18-530: Authorize (1) an application for and acceptance of the State of Texas Internet Crimes Against Children Grant (Grant No. 2745104) in the amount of \$314,415.00 from the Office of the Governor, Criminal Justice Division to provide for one-year funding for the salaries and fringe benefits of two detectives and one police research specialist, to fund training, direct operating expenses and use of overtime to address the growing problem of technology-facilitated child abuse and exploitation for the period October 1, 2017 through September 30, 2018; (2) the establishment of appropriations in an amount not to exceed \$314,415.00 in the State Internet Crimes Against Children Grant Fund; (3) the receipt and deposit of grant funds in an amount not to exceed \$314,415.00 in the State Internet Crimes Against Children Grant Fund; and (4) execution of the grant agreement - Not to exceed \$314,415.00 - Financing: Office of the Governor, Criminal Justice Division State Grant Funds
- E. (#50) File ID 18-857: Authorize an Interlocal Agreement with the Dallas County Sheriff's Office for reimbursement of program expenses associated with the Dallas County Highway Traffic Program for the period October 1, 2017 through September 30, 2019 - Not to exceed \$1,200,000.00 - Financing: General Fund
- F. (#51) File ID 18-860: Authorize the payments for parking fees for Dallas Police at Dallas County Frank Crowley Courts Building for five years - Estimated Annual Cost \$72,000.00 - Total amount not to exceed \$360,000.00 - Financing: General Fund (subject to annual appropriations)

Adjourn



B. Adam McGough, Chair
Public Safety and Criminal Justice Committee

A closed executive session may be held if the discussion of any of the above agenda items concerns one of the following:

1. seeking the advice of its attorney about pending or contemplated litigation, settlement offers, or any matter in which the duty of the attorney to the City Council under the Texas Disciplinary Rules of Professional Conduct of the State Bar of Texas clearly conflicts with the Texas Open Meetings Act. [Tex. Govt. Code §551.071]
2. deliberating the purchase, exchange, lease, or value of real property if deliberation in an open meeting would have a detrimental effect on the position of the city in negotiations with a third person. [Tex. Govt. Code §551.072]
3. deliberating a negotiated contract for a prospective gift or donation to the city if deliberation in an open meeting would have a detrimental effect on the position of the city in negotiations with a third person. [Tex. Govt. Code §551.073]
4. deliberating the appointment, employment, evaluation, reassignment, duties, discipline, or dismissal of a public officer or employee; or to hear a complaint or charge against an officer or employee unless the officer or employee who is the subject of the deliberation or hearing requests a public hearing. [Tex. Govt. Code §551.074]
5. deliberating the deployment, or specific occasions for implementation, of security personnel or devices. [Tex. Govt. Code §551.076]
6. discussing or deliberating commercial or financial information that the city has received from a business prospect that the city seeks to have locate, stay or expand in or near the city and with which the city is conducting economic development negotiations; or deliberating the offer of a financial or other incentive to a business prospect. [Tex Govt. Code §551.087]
7. deliberating security assessments or deployments relating to information resources technology, network security information, or the deployment or specific occasions for implementations of security personnel, critical infrastructure, or security devices. [Tex. Govt. Code §551.089]

NOTICE: Handgun Prohibition Notice for Meetings of Governmental Entities

"Pursuant to Section 30.06, Penal Code (trespass by license holder with a concealed handgun), a person licensed under Subchapter H, Chapter 411, Government Code (handgun licensing law), may not enter this property with a concealed handgun."

"De acuerdo con la sección 30.06 del código penal (ingreso sin autorización de un titular de una licencia con una pistola oculta), una persona con licencia según el subcapítulo h, capítulo 411, código del gobierno (ley sobre licencias para portar pistolas), no puede ingresar a esta propiedad con una pistola oculta."

"Pursuant to Section 30.07, Penal Code (trespass by license holder with an openly carried handgun), a person licensed under Subchapter H, Chapter 411, Government Code (handgun licensing law), may not enter this property with a handgun that is carried openly."

"De acuerdo con la sección 30.07 del código penal (ingreso sin autorización de un titular de una licencia con una pistola a la vista), una persona con licencia según el subcapítulo h, capítulo 411, código del gobierno (ley sobre licencias para portar pistolas), no puede ingresar a esta propiedad con una pistola a la vista."

Public Safety and Criminal Justice Committee Meeting Minutes

Meeting Date: Monday, August 13, 2018

Convened: 11:01 A.M.

Adjourned: 12:30 P.M.

Committee Members Present:

Council Member B. Adam McGough, Chair
Council Member Philip T. Kingston, Vice Chair
Council Member Jennifer S. Gates
Deputy Mayor Pro Tem Adam Medrano
Council Member Sandy Greyson
Council Member Kevin Felder

Committee Members Absent:

Other Council Members Present:

Council Member Tennell Atkins

AGENDA:

Call to Order

1. Upcoming Agenda Item

Presenter(s): ACM Jon Fortune

Information Only:

Action Taken/Committee Recommendation(s):

Upcoming agenda item for August 22, 2018 council meeting was brought to committee. No discussion took place.

2. June 25, 2018 PSCJ Committee Meeting Minutes

Presenter(s): Council Member B. Adam McGough, Chair

Information Only:

Action Taken/Committee Recommendation(s):

A motion was made to approve the June 25, 2018 meeting minutes.

Motion made by: CM Gates

Item passed unanimously:

Item failed unanimously:

Motion Seconded by: CM Felder

Item passed on a divided vote:

Item failed on a divided vote:

3. DPD Camera Surveillance Program

Presenter(s): Assistant Chief Paul Stokes, Dallas Police Department

Information Only:

Action Taken/Committee Recommendation(s):

Staff briefed the committee on an overview of the Surveillance Camera Systems and units responsible for their monitoring. The goal of the presentation was to provide Council with a status report of the daily operations by the Video One team that is housed in the Fusion Center. Chief Stokes covered the deployment and monitoring of the additional cameras by various investigative units. Council asked staff to provide context on who has access to these types of platforms, the cost associated with the cameras and what the protocol is for the placement of the cameras to which staff responded 911 priority calls.

Motion made by:
Item passed unanimously:
Item failed unanimously:

Motion Seconded by:
Item passed on a divided vote:
Item failed on a divided vote:

4. Dockless Vehicles

Presenter(s): Mike Rogers, Director of Transportation, Executive Assistant Chief Pughes, Dallas Police Department (DPD)

Information Only:

Action Taken/Committee Recommendation(s):

Staff presented council with their feedback to the Dockless Bicycles and Electric Scooters Ordinance. The presentation addressed issues faced by DPD regarding enforcement of traffic laws and city ordinances from operators of the dockless vehicles. Staff outlined issues and operational concerns, including policy regulations, criminal activity, and departmental requests on how the dockless bicycles and scooters are affecting public safety. DPD's enforcement actions included engaging residents that are not following laws related to bicycles and motorized scooters or operating in an unsafe manner and give warnings and educate individuals before issuing citations. When asked about enforcement, transportation and police department staff responded that they have had several meetings regarding dockless vehicles and out of those discussions, implementing no parking signs and issuing a public safety announcement were options. Council responded with concern that violations that are currently being handled by DPD would take away from higher priority issues. Chief Pughes responded that they are looking into parking enforcement officers being able to write citations and alleviate the need for DPD in those concentrated areas.

Motion made by:
Item passed unanimously:
Item failed unanimously:

Motion Seconded by:
Item passed on a divided vote:
Item failed on a divided vote:

5. Cite & Release

Presenter(s): Assistant Chief Lonzo Anderson, Dallas Police Department, Ellyce Lindberg, Assistant District Attorney, Dallas County

Information Only:

Action Taken/Committee Recommendation(s):

Council was briefed on the Dallas Police Department's (DPD) Cite & Release program. Chief Anderson covered the locations and citations issued with the reasons for contact. The Chief's assessment and recommended improvement for the program were also discussed. Council appreciated the arrest versus Cite & Release slide that staff discussed in detail. Council was provided with statistical information to include a divisional breakdown, TAAG locations, drug locations and open-air drug use. Reason for contact included 911 calls, pedestrian stops, and traffic stops. Council was provided with the suspect race percentages in each of those contact areas. Benefits to this program include preventing jail time, drug awareness classes, vehicles not towed at owners' expense and suspects not custodially arrested. Councilmembers were interested in the District Attorney's Office operations regarding Cite & Release and appreciated that staff was looking at other cities and how those programs are run.

Motion made by:
Item passed unanimously:
Item failed unanimously:

Motion Seconded by:
Item passed on a divided vote:
Item failed on a divided vote:

6. Committee Action Matrix

Presenter(s): ACM Jon Fortune, City Managers Office

Information Only:

Action Taken/Committee Recommendation(s): Councilmember Greyson asked a few questions related to the summary of Northwest Patrol Division's Prostitution Initiatives Memo that was provided to the committee on August 10, 2018. Chief Hall provided clarity on the categories including city arrests, traffic stops, pedestrian stops and manifest citations. DPD has also implemented two divisions to patrol the high prostitution areas where these operations take place.

APPROVED BY:

ATTEST:

B. Adam McGough, Chair
Public Safety and Criminal Justice Committee

Victoria Cruz, Coordinator
Public Safety and Criminal Justice Committee

DRAFT

Memorandum



CITY OF DALLAS

DATE September 21, 2018

TO Honorable Members of the Public Safety and Criminal Justice Committee

SUBJECT **Public Safety Dashboards – August 2018**

On Monday, September 24, 2018 you will be presented with the August 2018 Public Safety Dashboards for the Dallas Police, Fire-Rescue, and the Court and Detention Services Departments.

The dashboards are intended to provide a comprehensive snapshot of performance measures, critical areas of concern, and staffing levels each month. You will be able to use the dashboards to monitor trends and focus on areas that need immediate attention.

The Public Safety Dashboards are attached for your review.

Please contact me if you have any questions or need additional information.

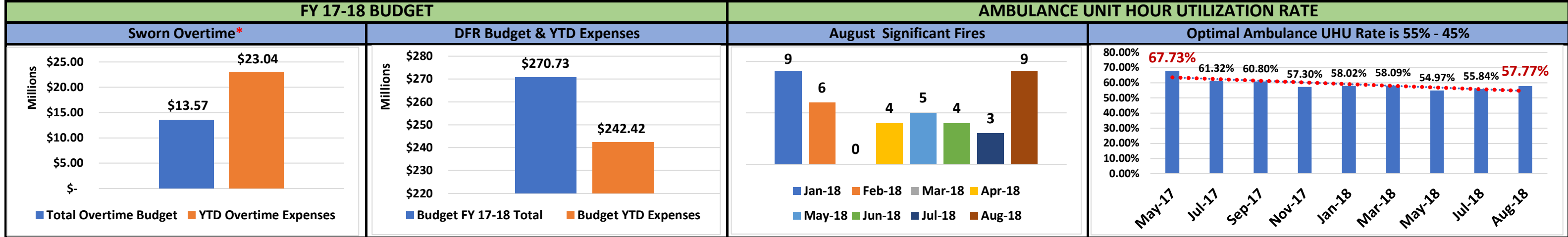
A handwritten signature in black ink that reads "Jon Fortune".

Jon Fortune
Assistant City Manager

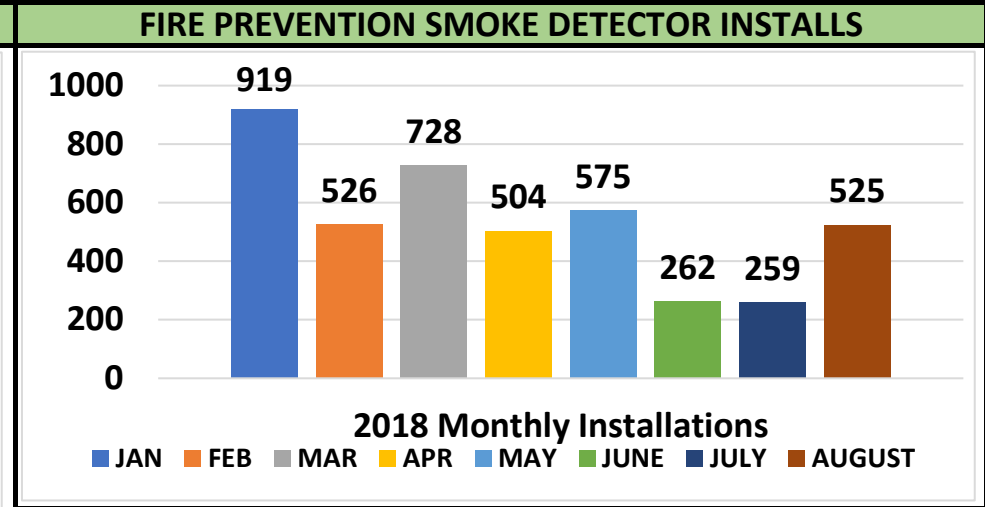
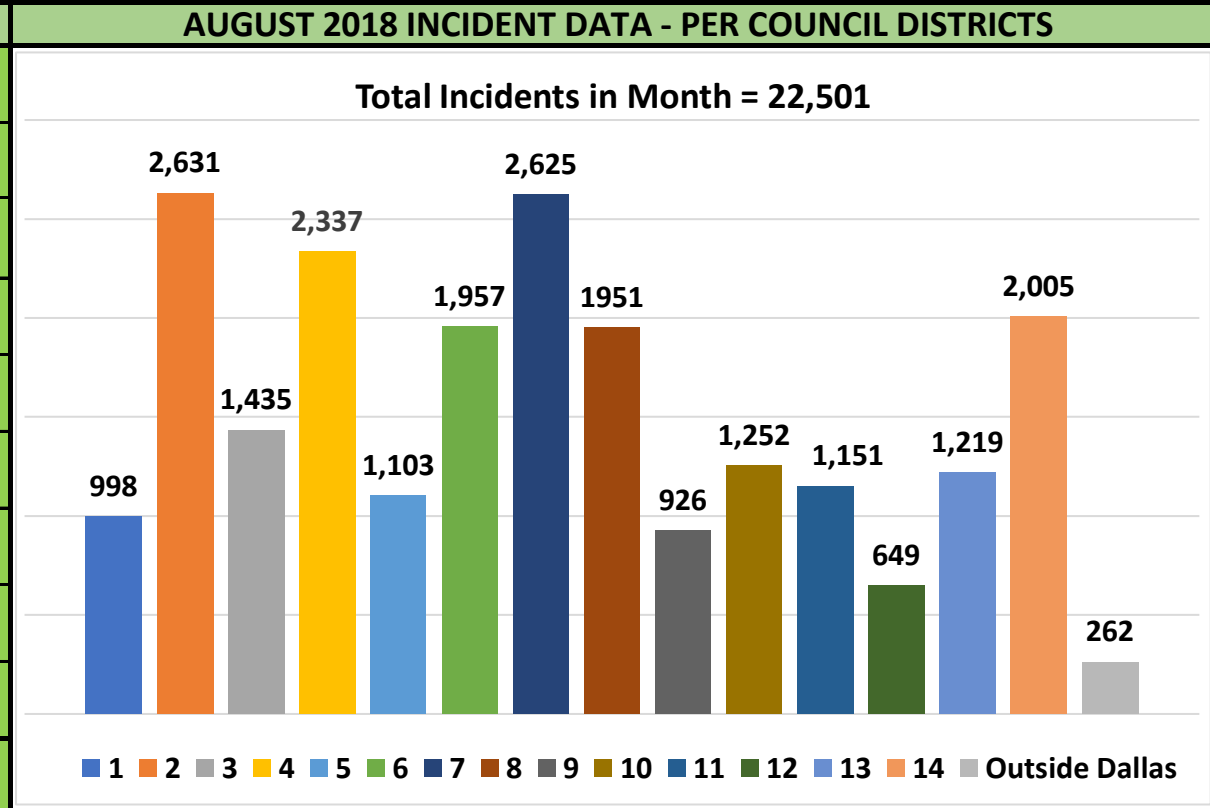
cc: Chris Caso, City Attorney (I)
Craig D. Kinton, City Auditor
Billerae Johnson, City Secretary
Preston Robinson, Administrative Judge
Kimberly Bizzor Tolbert, Chief of Staff to the City Manager

Majed A. Al-Ghafry, Assistant City Manager
Joey Zapata, Assistant City Manager
M. Elizabeth Reich, Chief Financial Officer
Nadia Chandler Hardy, Assistant City Manager & Chief Resilience Officer
Directors and Assistant Directors

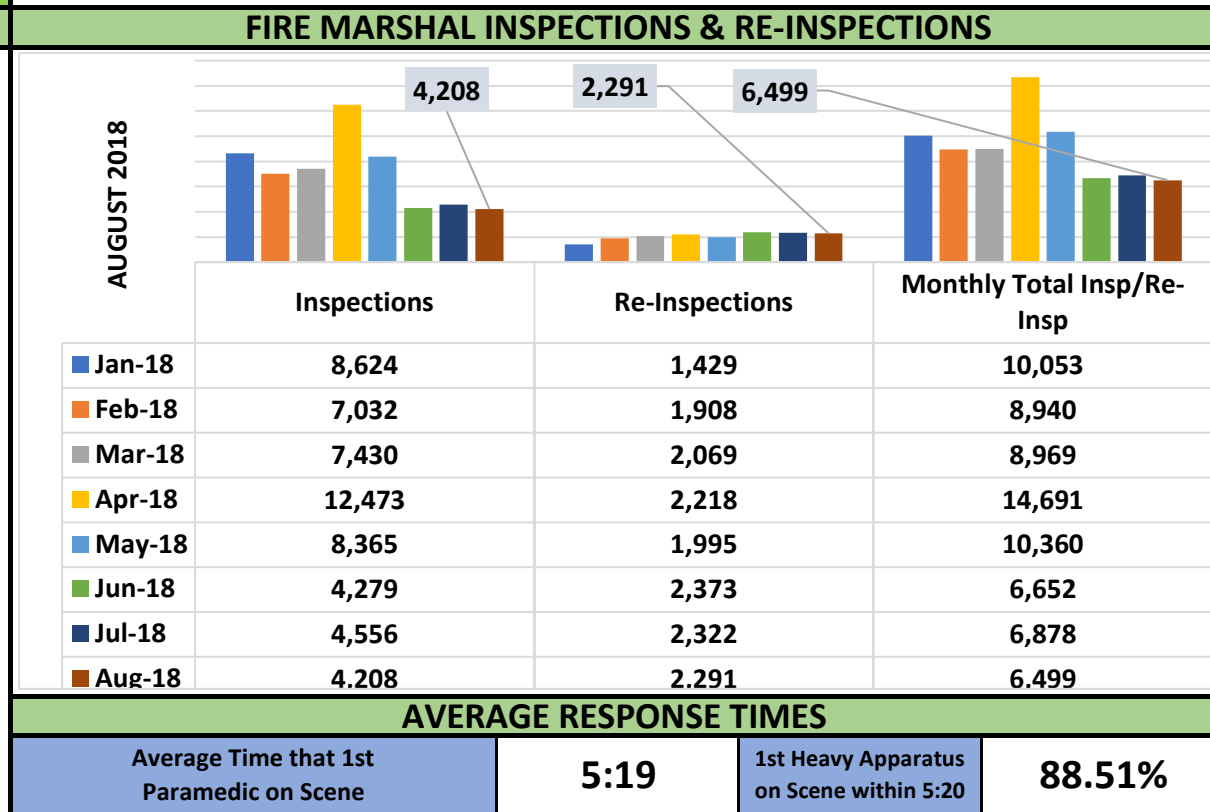
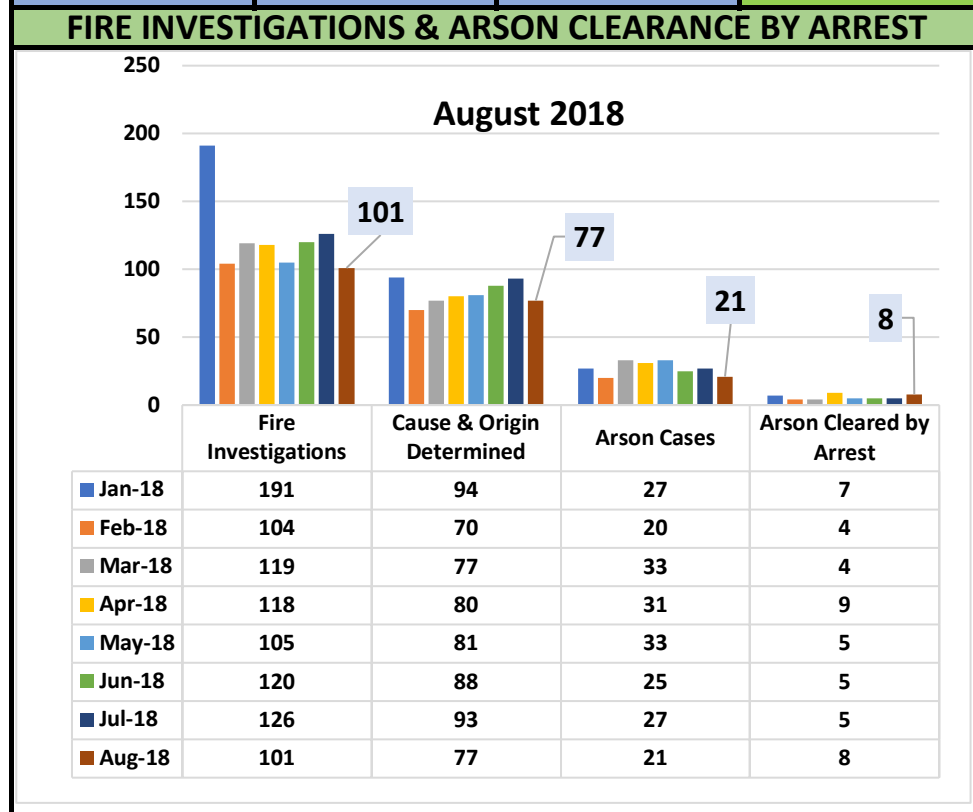
Dallas Fire-Rescue Department Dashboard: Month Ending August 31, 2018



SWORN STAFFING AND HIRING			
Function	August 2016	August 2017	August 2018
EMS & Emergency Response	1620	1526	1589
Dispatch Comms & GIS	58	56	59
Fire Prevention & Inspection	81	88	98
Arson Investigation EOD	22	17	15
Training & Recruitment	81	85	140
Aircraft Rescue Fire Fighting (ARFF)	33	32	35
Special Ops Administration	8	7	5
Human Resources & Wellness	5	4	2
Total Uniform	1,908	1,815	1,943

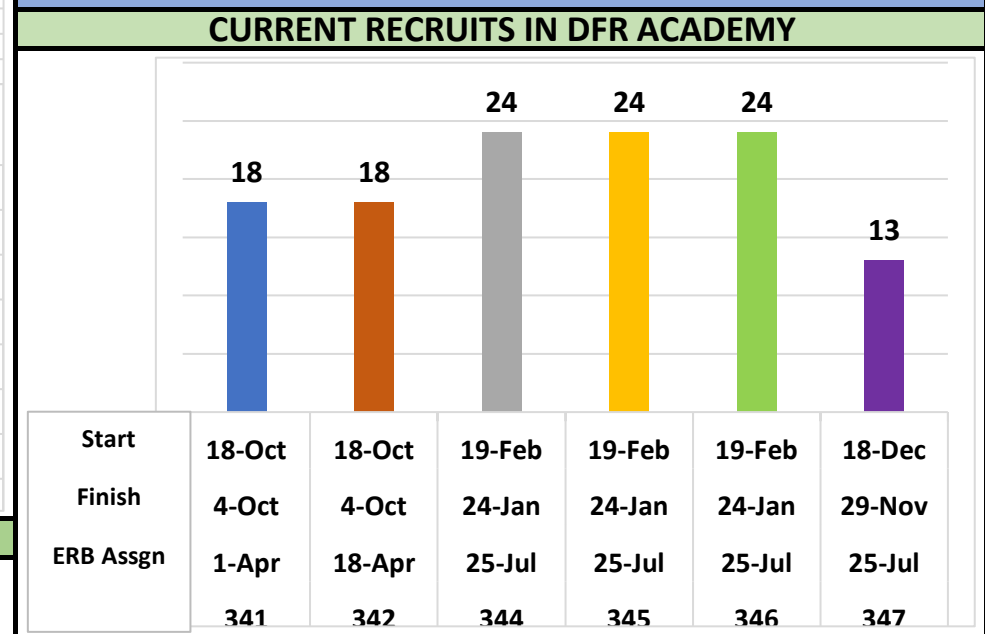


AUGUST 2018 FIRE COMMUNICATIONS & DISPATCH			
Specialized	Fire	EMS	2018 Calls & Dispatches
279	5,251	16,971	
1.24%	24.20%	74.56%	



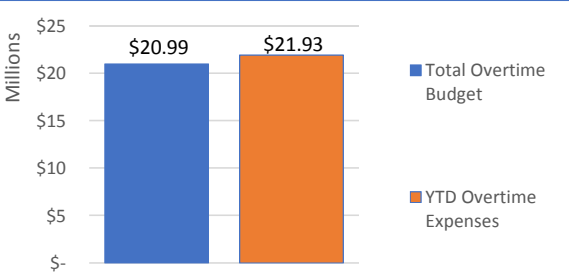
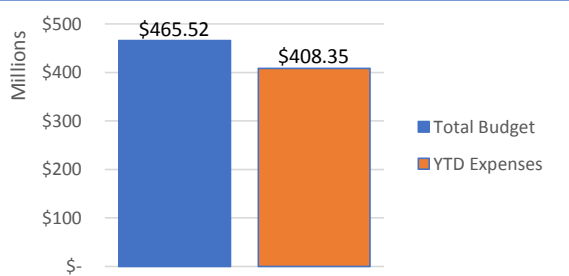
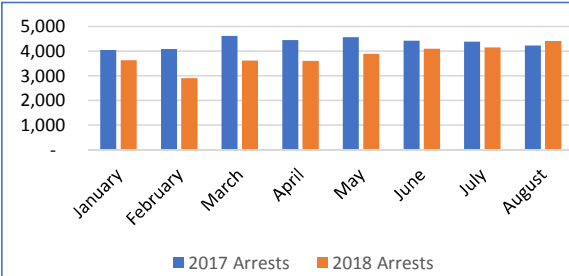
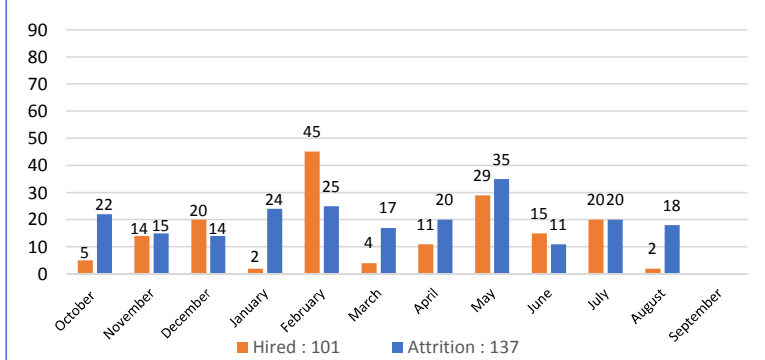
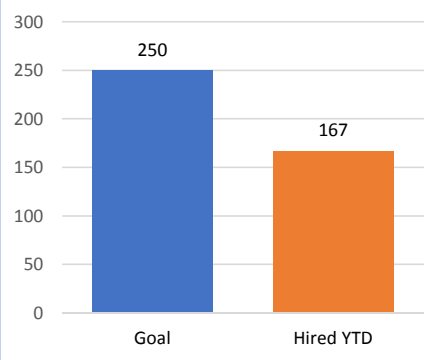
FIRE FATALITIES - National Measure is < 13

January 1st through August 31st, 2018
City of Dallas Fire Fatalities = **Four (4)**



* Overtime has been created by attrition; DFR has implemented methods to reduce, including delaying a Fire Cadet class, (reduces overall expenses by 2.2 million this year). Additionally, DFR is coordinating with OFS to ensure adequate funding moving forward.

Dallas Police Department Dashboard 8/31/2018

FY17-18 BUDGET ESTIMATE				CRIME REPORTING																																																																										
Sworn Overtime*		Total Budget		Total Arrests			NIBRS Crime																																																																							
							<table border="1" style="width: 100%; border-collapse: collapse;"> <thead> <tr> <th colspan="5" style="text-align: center;">Year to Date Crime January 1, 2018 - August 31, 2018</th> </tr> <tr> <th>Offense</th> <th>2018</th> <th>2017</th> <th>Count DIFF</th> <th>% Change</th> </tr> </thead> <tbody> <tr><td>Murder & Nonnegligent Manslaughter</td><td>104</td><td>104</td><td>0</td><td>0.0%</td></tr> <tr><td>Sexual Crimes</td><td>548</td><td>566</td><td>-18</td><td>-3.2%</td></tr> <tr><td>Agg Assault</td><td>3,684</td><td>4,026</td><td>-342</td><td>-8.5%</td></tr> <tr><td>Robbery Business</td><td>995</td><td>1,189</td><td>-194</td><td>-16.3%</td></tr> <tr><td>Robbery Individual</td><td>2,436</td><td>2,716</td><td>-280</td><td>-10.3%</td></tr> <tr><td>Sub-Total</td><td>7,767</td><td>8,601</td><td>-834</td><td>-9.7%</td></tr> <tr><td>Burglary Business</td><td>2,801</td><td>2,632</td><td>169</td><td>6.4%</td></tr> <tr><td>Burglary Residence</td><td>3,459</td><td>4,083</td><td>-624</td><td>-15.3%</td></tr> <tr><td>Theft/Shoplift/BMV</td><td>16,487</td><td>16,893</td><td>-406</td><td>-2.4%</td></tr> <tr><td>UUMV</td><td>6,089</td><td>5,197</td><td>892</td><td>17.2%</td></tr> <tr><td>Sub-Total</td><td>28,836</td><td>28,805</td><td>31</td><td>0.1%</td></tr> <tr><td>Total</td><td>36,603</td><td>37,406</td><td>-803</td><td>-2.1%</td></tr> </tbody> </table>		Year to Date Crime January 1, 2018 - August 31, 2018					Offense	2018	2017	Count DIFF	% Change	Murder & Nonnegligent Manslaughter	104	104	0	0.0%	Sexual Crimes	548	566	-18	-3.2%	Agg Assault	3,684	4,026	-342	-8.5%	Robbery Business	995	1,189	-194	-16.3%	Robbery Individual	2,436	2,716	-280	-10.3%	Sub-Total	7,767	8,601	-834	-9.7%	Burglary Business	2,801	2,632	169	6.4%	Burglary Residence	3,459	4,083	-624	-15.3%	Theft/Shoplift/BMV	16,487	16,893	-406	-2.4%	UUMV	6,089	5,197	892	17.2%	Sub-Total	28,836	28,805	31	0.1%	Total	36,603	37,406	-803	-2.1%
Year to Date Crime January 1, 2018 - August 31, 2018																																																																														
Offense	2018	2017	Count DIFF	% Change																																																																										
Murder & Nonnegligent Manslaughter	104	104	0	0.0%																																																																										
Sexual Crimes	548	566	-18	-3.2%																																																																										
Agg Assault	3,684	4,026	-342	-8.5%																																																																										
Robbery Business	995	1,189	-194	-16.3%																																																																										
Robbery Individual	2,436	2,716	-280	-10.3%																																																																										
Sub-Total	7,767	8,601	-834	-9.7%																																																																										
Burglary Business	2,801	2,632	169	6.4%																																																																										
Burglary Residence	3,459	4,083	-624	-15.3%																																																																										
Theft/Shoplift/BMV	16,487	16,893	-406	-2.4%																																																																										
UUMV	6,089	5,197	892	17.2%																																																																										
Sub-Total	28,836	28,805	31	0.1%																																																																										
Total	36,603	37,406	-803	-2.1%																																																																										
SWORN STAFFING AND HIRING				PATROL PERFORMANCE MONTH TO DATE																																																																										
Function	2018 Assigned	2017 Assigned	2016 Assigned	Crime Change by Division			Response time																																																																							
CBD	100	98	108	Violent Crime	Property Crime	Total	Priority 1	Priority 2																																																																						
Central	196	196	228	-0.83%	7.51%	6.41%	6.18	18.90																																																																						
NE	321	315	346	-12.14%	-7.47%	-8.36%	8.04	19.84																																																																						
SE	315	310	334	-9.33%	-1.78%	-4.05%	7.87	19.85																																																																						
SW	281	277	311	-5.59%	-6.18%	-6.05%	7.07	19.39																																																																						
NW	221	218	263	-9.09%	1.40%	-0.11%	7.96	21.62																																																																						
NC	180	183	222	11.78%	5.59%	6.30%	7.28	18.15																																																																						
SC	302	291	306	-19.53%	0.45%	-6.16%	7.85	22.03																																																																						
Nuisance Abatement	3	4	4	*CBD crime and response time data included in Central																																																																										
Patrol Total	1,919	1,892	2,122																																																																											
Administrative**				INTERNAL AFFAIRS																																																																										
Investigations & Tactical				Complaint Type			2018 YTD	2017 YTD	% Change																																																																					
				Investigations Completed			168	164	2.4%																																																																					
				Use of Force Complaints Received			17	26	-34.6%																																																																					
Total	3,016	3,058	3,362																																																																											
Special Assignment				Task Force Staffing																																																																										
		Assigned	Temporary Special Assignment	Actual			Assigned	Task Force Assigned	Actual																																																																					
Patrol		1,919	55	1,864	Investigations & Tactical		621	36	585																																																																					
FY 17-18 Hiring and Attrition				FY17-18 Hiring Goal : 250																																																																										
																																																																														
				Top 911 Calls																																																																										
				Type	Calls YTD	July-2018	July-2017																																																																							
				Major Disturbance	70,666	9,142	9,298																																																																							
				Other Incidents ***	39,315	5,623	5,415																																																																							
				Other Escalated ****	34,105	4,846	4,538																																																																							
				Suspicious Person	18,401	2,425	2,549																																																																							
				Minor Accident	16,164	2,234	2,199																																																																							
				Business Alarm	13,227	1,590	1,213																																																																							
				Loud Music	12,033	1,195	1,425																																																																							
				Major Accident	10,983	1,377	1,413																																																																							
				Burg Motor Veh	8,410	1,115	1,180																																																																							
				911 Hang-up	5,692	759	853																																																																							
				911 Call Center Information																																																																										
				911 Calls YTD	Aug. Avg Answer	Aug. Service Level																																																																								
				1,143,894	2.58 Seconds	94.98%																																																																								
				911 Operator Staffing																																																																										
		Trainee	Operator	Actual	Authorized																																																																									
		15	99	114	122																																																																									
				Dispatched Calls and Response Time																																																																										
Month to Date Aug. 31, 2018	Priority 1 Response Time	Priority 2 Response Time	Priority 3 Response Time	Priority 4 Response Time	YTD Total Dispatched 911 Calls																																																																									
2018	7.56	20.08	55.83	80.43	387,752																																																																									
2017	8.30	18.98	49.56	65.78	405,351																																																																									

Notes:

*Sworn overtime attributed to Late Relief, Court Overtime, Love Field Overtime, State/Federal Task Forces, Grants i.e. (STEP for Traffic), Special Task Force OT (Summer Crime Initiative). Savings offset from heightened attrition.

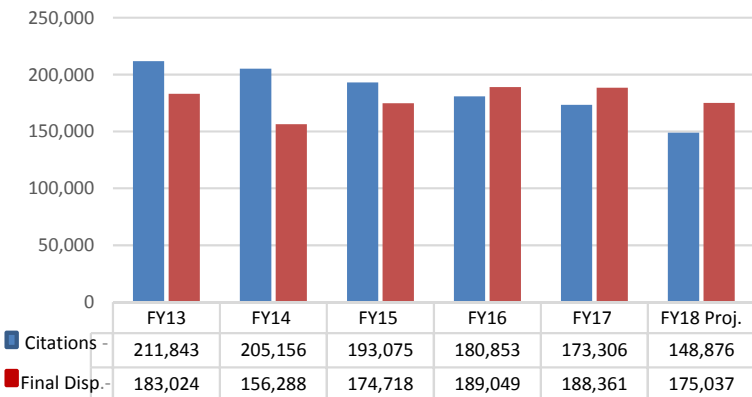
**Administrative includes Office of the Chief of Police

***Other Incident Calls - used when a call is received but does not fit into any other category of signals. Ex. harassing phone calls, criminal trespass, death notifications

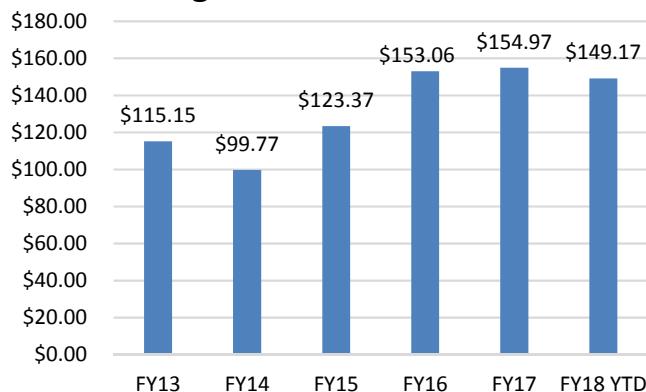
****Other Escalated Calls - used when a call is received but does not fit into any other category of signals and is a priority in nature. Ex. person walking on the shoulder of freeway, suspicious activity that could lead up to an offense

Municipal Court Dashboard: Month Ending August 31, 2018

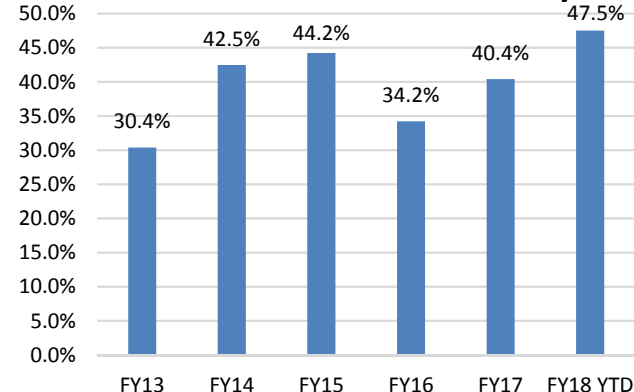
Citation Count & Final Dispositions



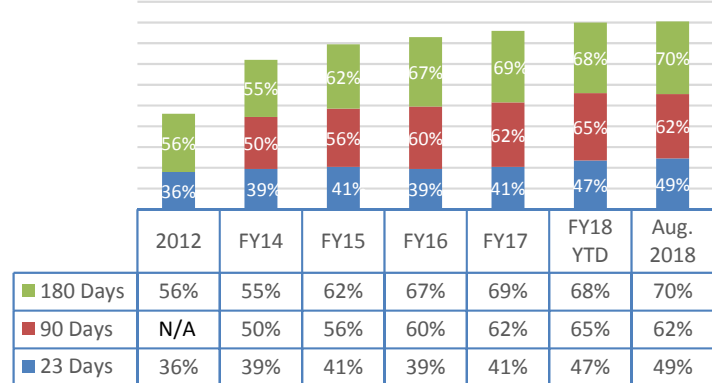
Average Collection Per Citation



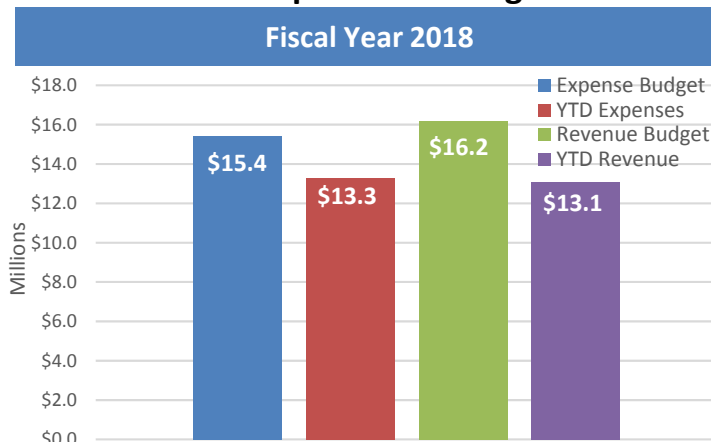
Citations Issued Electronically



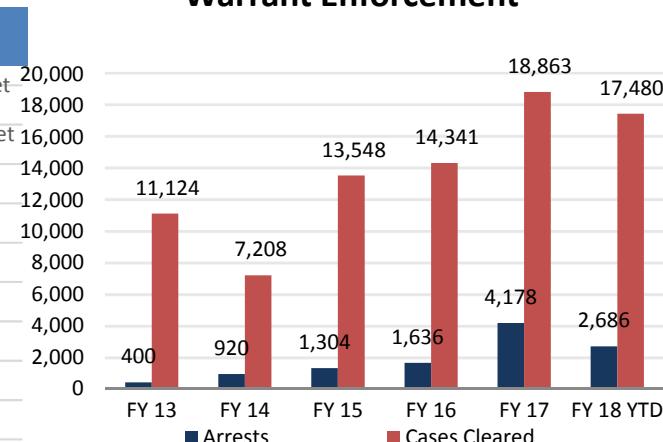
Defendant's Cumulative Response Rate Looking Back 23, 90 & 180 Days



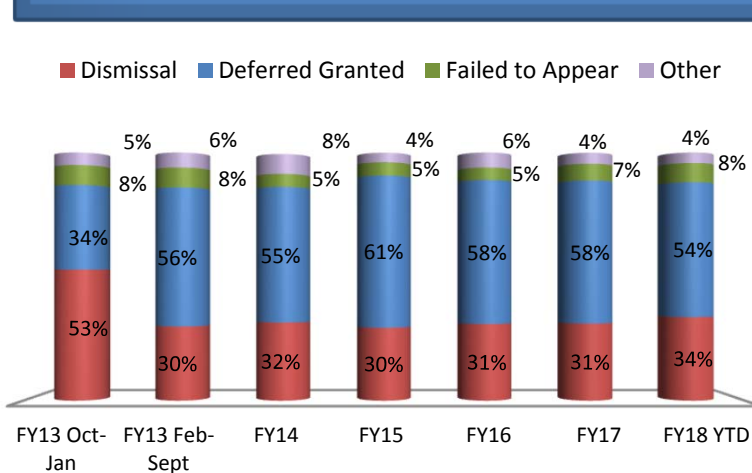
Municipal Court Budget



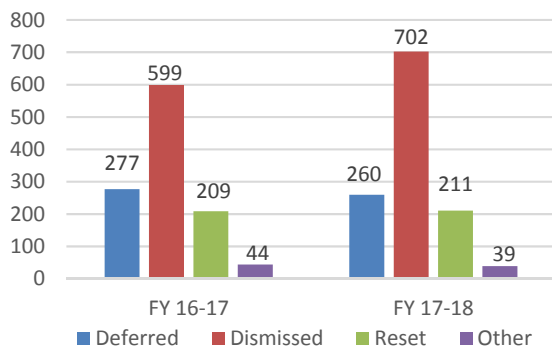
Warrant Enforcement



Docketed Court Room Activity

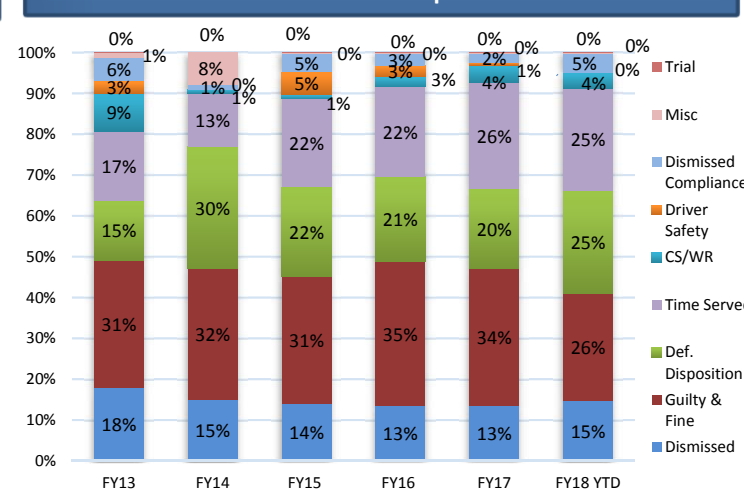


August Trial Phase Only*



* This data is included in the Docketed Courtroom Activity

Courthouse Dispositions



Memorandum



CITY OF DALLAS

DATE September 21, 2018

TO Honorable Member of the Public Safety and Criminal Justice Committee

SUBJECT **21st Century Policing Best Practices for DPD: Procedure Overview**

On Monday, September 24, 2018, you will be briefed on 21st Century Policing Practices being considered by the Dallas Police Department. The presentation will outline why policy reform is essential, and provide seven proposed procedural changes.

Procedure Changes Under Review And Consideration

1. Officer Report Status
2. Establish Directives for Officer Interviews
3. Mandatory Testing
4. Communication with Community
5. Officer Wellness
6. Citizen Review Board
7. Management Awareness System/ Early Warning System

A handwritten signature in black ink that reads "Jon Fortune".

Jon Fortune
Assistant City Manager

c: Chris Caso, City Attorney (I)
Craig Kinton, City Auditor
Billerae Johnson, City Secretary
Preston Robinson, Administrative Judge
Kimberly Bizer Tolbert, Chief of Staff to the City Manager
Majed A. Al-Ghafry, Assistant City Manager

Joey Zapata, Assistant City Manager
Nadia Chandler Hardy, Assistant City Manager and Chief Resilience Officer
M. Elizabeth Reich, Chief Financial Officer
Directors and Assistant Directors

21st Century Policing Best Practices for DPD: Procedure Overview

Public Safety and Criminal
Justice Committee
September 24, 2018

U. Reneè Hall, Chief of Police
Dallas Police Department
City of Dallas



Presentation Overview

- Purpose
- Procedure Review
- Next Steps



Purpose – Why Do We Need Procedure Reform?

To ensure 21st Century Policing Principles are effectively implemented:

- Improve investigative and operational processes
- Create fluid channel of communication with community
- Provide officers a clear understanding of procedures and operational processes

Procedure Review

1. Establish Directives for Officer Interviews

- Require officers to immediately provide information regarding circumstances in officer involved incidents

2. Mandatory Testing – Drug/Alcohol

Procedure Review

3. Communication with Community

- Implement 5 day report informing community of the status of high profile officer involved incidents

4. Officer Wellness

- Review the standard of time an officer can return to work after a critical incident

Procedure Review

5. Citizen Review Board

- Collaborative process to establish guidelines for strengthening citizen involvement and review

6. Management Awareness System /Early Warning System

- Supervisors to monitor, report, and archive officer actions and improve accountability

Next Steps

- Examine current General Orders relative to officer involved incidents
- Improve current procedures by adopting and implementing 21st Century Policing best practices
- Collaborate with community leaders, officers, associations, and city government in development and implementation
- Community-wide education on updated practices

21st Century Policing Best Practices for DPD: Policy and Procedure Overview

Public Safety and Criminal Justice

September 24, 2018

U. Reneè Hall, Chief of Police
Dallas Police Department
City of Dallas



Memorandum



CITY OF DALLAS

DATE September 21, 2018

TO Honorable Members of the Public Safety and Criminal Justice Committee

SUBJECT **Implicit Bias and Social Justice Presentation**

On Monday, September 24, 2018 you will be briefed on Implicit Bias and Social Justice by Assistant Chief of Police, Angela Shaw, Dallas Police Department.

All Officers of the Dallas Police Department receive training on implicit bias. It includes the understanding that despite consciously rejecting stereotypes and supporting anti-discrimination efforts, people still unconsciously hold negative associations. We all carry implicit biases, and this training helps to both identify them, and to temper their influence on our day to day decisions. This briefing details the different Dallas Police courses that cover implicit bias.

The briefing materials are attached for your review,

Please contact me if you have any questions or need additional information.

A handwritten signature in cursive script that reads "Jon Fortune".

Jon Fortune
Assistant City Manager

[Attachment]

c: Chris Caso, City Attorney (I)
Carol A. Smith, City Auditor Interim
Billerae Johnson, City Secretary
Preston Robinson, Administrative Judge
Kimberly Bizer Tolbert, Chief of Staff to the City Manager

Majed A. Al-Ghafry, Assistant City Manager
Joey Zapata, Assistant City Manager
Nadia Chandler Hardy, Assistant City Manager and Chief Resilience Officer
M. Elizabeth Reich, Chief Financial Officer
Directors and Assistant Directors

Implicit Bias and Social Justice

Public Safety and Criminal Justice
September 24, 2018

Angela Shaw, Assistant Chief
Dallas Police Department
City of Dallas



Presentation Overview

- Purpose
- Background/History
- Training Overview
- Benefits
- Next Steps



Purpose

- Provide an overview of Implicit Bias training
- Review the benefits and challenges of implicit bias
- Outline future training

Background/History

- May 2015, President's Task Force on 21st Century Policing recommended implicit bias training for police departments
- May 21, 2015, Dallas Police command staff attended "Fair and Impartial Policing" training and immediately began working on curriculum development
- August 2016 - Today, Department implements multiple implicit bias classes into the training curriculum

Background/History

- Implicit Bias is the understanding that no matter how well-intentioned, all humans are subject to internal biases
- Biases are often unconscious or “implicit”
- Even individuals who consciously reject prejudices and stereotypes are still subject to implicit bias
- Understanding implicit bias is the first step to overriding it

Training Overview

- An eight hour training course has been given to every first level supervisor (Sergeant) in the Department: “Fair and Impartial Policing”
- “Fair and Impartial Policing” has also been given to every new academy class (#351-359). 256 recruits have received this training

Training Overview

The “Fair and Impartial Policing” course includes

- Understanding human bias
- The impact of biased policing
- Skills for producing fair and impartial policing
- Supervising fair and impartial policing

Training Overview

- Other mandatory training currently given department wide, and includes a focus on bias:
 - “Personal Perspectives”
 - Identifying personal bias
 - Explore differing perspectives related to policing
 - “Procedural Justice”
 - Building legitimacy through established procedures that focus on treating citizens fairly and with respect
 - Making unbiased decisions

Benefits

- Eliminating biased policing must first start with identifying implicit bias in our everyday lives
- After identification, students are given tools to both recognize and correct biases
- Identification, and subsequent elimination, of biases enhances the service we perform, the safety of police, and the public we serve

Next Steps

- The Dallas Police Department is committed to fair and impartial policing and is frequently exploring ways to enhance this training
- Fair and Impartial Policing course will be extended to all officers. The community advisory board will be invited to attend training beginning November 2018
- Understanding Implicit Bias training with the Caruth Police Institute is now available

Implicit Bias and Social Justice

Public Safety and Criminal Justice
September 24, 2018

Angela Shaw, Assistant Chief
Dallas Police Department
City of Dallas



Memorandum



CITY OF DALLAS

DATE September 21, 2018

TO Honorable Members of the Public Safety and Criminal Justice Committee

SUBJECT **National Incident Based Reporting System (NIBRS) Update**

On Monday, September 24, 2018 you will be briefed on The Dallas Police Department's NIBRS update. The presentation will give an overview of NIBRS and its implementation. We will outline advantages of NIBRS including reporting differences, counting rules, the impact on crime numbers, challenges, and community education.

The briefing materials are attached for your review. Please contact me if you have any questions or need additional information.

A handwritten signature in black ink that reads "Jon Fortune".

Jon Fortune
Assistant City Manager

c: Chris Caso, City Attorney (I)
Craig D. Kinton, City Auditor
Billerae Johnson, City Secretary
Preston Robinson, Administrative Judge
Kimberly Bizzor Tolbert, Chief of Staff to the City Manager
Majed A. Al-Ghafry, Assistant City Manager

Joey Zapata, Assistant City Manager
M. Elizabeth Reich, Chief Financial Officer
Nadia Chandler Hardy, Assistant City Manager and Chief Resilience Officer
Directors and Assistant Directors

National Incident Based Reporting System (NIBRS) Update

Public Safety and Criminal Justice

September 24, 2018

Angela Shaw, Assistant Chief of Police
Dallas Police Department
City of Dallas



Presentation Overview

- What is NIBRS?
- NIBRS Implementation.
- Advantages of NIBRS.
- Reports- Differences in Summary vs. NIBRS.
- Counting Rule Differences.
- NIBRS- The impact on Crime Numbers.
- Challenges with NIBRS.
- Getting the Word Out- Community Education.



What Is NIBRS?

National Incident Based Reporting System

- An incident-based reporting system that collects data on each crime occurrence.
- Collects data on each incident and arrest.
- Distinguishing between Attempted and Completed.
- Includes information on victims, known offenders, relationships between victims and offenders, arrestees, and property involved in the crimes.

3



NIBRS Implementation

- The Dallas Police Department updated its Hexagon Field Base Reports System (FBR) and Records Management System (RMS) to capture and report NIBRS-compliant crime data in February 2018.
- The Dallas Police Department was certified by TX DPS this past May with March 2018's crime and arrest data, with a 0.07% error rate. Well below the <4.0% error rate threshold for certification.
- As of July 31, 2018, the Dallas Police Department is the largest agency in the US submitting NIBRS data.

Advantages of NIBRS and Reporting Differences

UCR-NIBRS (Current)

- 53 offenses
- 24 crime categories
- Disaggregated data
- No hierarchy rule
 - Counts up to 10 offenses per incident
- Victim data for all offenses
- Offender data for all offenses
- 44 location types for all offenses

UCR-Summary

- 8 crime categories (Part1)
- Aggregated data summation
- Hierarchy rule (only most serious is reported)
 - Counts 1 offense per incident
- Victim data for murder offenses
- Offender data for murder offenses
- 8 location types between robbery and burglary

5



Report Differences (Format of Report)

- UCR NIBRS (Current)
 - **Group A – Reports Offenses & Arrests**
 - Crimes Against
 - **Person**- those crimes whose victims are always individuals.
 - **Property**- crimes to obtain money, property, or some benefit.
 - **Society**- are typically victimless crime in which property is not the object
 - **Crime Categories (24)**
 - Crime Against Person (6 categories)
 - Crime Against Property (12 categories)
 - Crime Against Society (6 categories)
 - **Crimes (53)**

Reporting Differences continuation

- UCR NIBRS (Current)
- **Group B - Report Arrest only... not offense (11+2)**
 - Runaway
 - All other offenses
 - Bad checks
 - Curfew/ Loitering
 - Disorderly Conduct
 - DUI
 - Drunkenness (Public Intoxication)
 - Family offenses
 - Liquor Law violations
 - Peeping Tom
 - Trespass
 - **Warrant** (Internally Counted... not sub-mitted to DPS)
 - **APOWW** (Internally Counted... not sub-mitted to DPS)



NIBRS Report: Group A: Crime Against Persons, Categories and Crimes

NIBRS Crime Category	NIBRS Crime
ASSAULT OFFENSES	AGG ASSAULT - FV
	AGG ASSAULT - NFV
	INTIMIDATION
	SIMPLE ASSAULT
	NIBRS Crime Category Sub-Total
HOMICIDE OFFENSES	JUSTIFIABLE HOMICIDE
	MURDER & NONNEGLIGENT MANSLAUGHTER
	NEGLIGENT MANSLAUGHTER
	NIBRS Crime Category Sub-Total
HUMAN TRAFFICKING	HUMAN TRAFFICKING, COMMERCIAL SEX ACTS
	HUMAN TRAFFICKING, INVOLUNTARY SERVITUDE
	NIBRS Crime Category Sub-Total
KIDNAPPING/ ABDUCTION	KIDNAPPING/ ABDUCTION
SEX OFFENSES, FORCIBLE	FONDLING
	RAPE
	SEXUAL ASSAULT WITH AN OBJECT
	SODOMY
	NIBRS Crime Category Sub-Total
SEX OFFENSES, NONFORCIBLE	INCEST
	STATUTORY RAPE
	NIBRS Crime Category Sub-Total
Crime Against Sub-Total	Crime Against Sub-Total

Crime Against:
PERSON

NIBRS Report: Group A: Crimes Against Property, Categories and Crimes

	NIBRS Crime Category	NIBRS Crime		
Crime Against: PROPERTY	ARSON	ARSON		
	BRIBERY	BRIBERY		
	BURGLARY/ BREAKING & ENTERING	BURGLARY-BUSINESS	BURGLARY-RESIDENCE	
		NIBRS Crime Category Sub-Total		
	COUNTERFEITING / FORGERY	COUNTERFEITING / FORGERY		
	DESTRUCTION/ DAMAGE/ VANDALISM OF PROPERTY	DESTRUCTION/ DAMAGE/ VANDALISM OF PROPERTY		
	EMBEZZLEMENT	EMBEZZLEMENT		
	EXTORTION/ BLACKMAIL	EXTORTION/ BLACKMAIL		
	FRAUD OFFENSES	CREDIT CARD/ ATM FRAUD	FALSE PRETENSES/ SWINDLE/ CONFIDENCE GAME	
		IMPERSONATION	WELFARE FRAUD	
		WIRE FRAUD	NIBRS Crime Category Sub-Total	
		LARCENY/ THEFT OFFENSES	ALL OTHER LARCENY	POCKET-PICKING
			PURSE-SNATCHING	SHOPLIFTING
	THEFT FROM MOTOR VEHICLE		THEFT OF BUILDING	
	THEFT OF COIN-OPERATED MACHINE OR DEVICE		THEFT OF MOTOR VEHICLE PARTS OR ACCESSORIES	
	NIBRS Crime Category Sub-Total			
	MOTOR VEHICLE THEFT		UUMV	
	ROBBERY	ROBBERY-BUSINESS	ROBBERY-INDIVIDUAL	
		NIBRS Crime Category Sub-Total		
	Crime Against Sub-Total		Crime Against Sub-Total	

NIBRS Report: Group A: Crimes Against Society, Categories and Crimes

		NIBRS Crime Category	NIBRS Crime
Crime Against: SOCIETY		ANIMAL OFFENSES	ANIMAL CRUELTY
		DRUG/ NARCOTIC VIOLATIONS	DRUG EQUIPMENT VIOLATIONS
			DRUG/ NARCOTIC VIOLATIONS
		NIBRS Crime Category Sub-Total	
		GAMBLING OFFENSES	BETTING/ WAGERING
			GAMBLING EQUIPMENT VIOLATIONS
			OPERATING/ PROMOTING/ ASSISTING GAMBLING
			SPORTS TAMPERING
		NIBRS Crime Category Sub-Total	
		PORNOGRAPHY/ OBSCENE MATERIAL	PORNOGRAPHY/ OBSCENE MATERIAL
		PROSTITUTION OFFENSES	ASSISTING OR PROMOTING PROSTITUTION
			PROSTITUTION
			PURCHASING PROSTITUTION
		NIBRS Crime Category Sub-Total	
		WEAPON LAW VIOLATIONS	WEAPON LAW VIOLATIONS
		Crime Against Sub-Total	Crime Against Sub-Total



Offense Counting Rules and Differences

- UCR NIBRS (Current)

- All 53 Offenses
- Crime Against a person count each victim
- Crime Against Property- Robbery count each distinct operation (Victim)
- Auto theft count each car
- NO Hierarchy Rule- up to 10 offenses
- Date of Incident or Date of Occurrence
- Disaggregated data

- UCR Summary

- Part 1 Offenses (8)
- Crime Against a person count each victim
- Auto theft count each car
- Hierarchy Rule
 - Count most serious offense
- Date of Report
- Aggregated monthly crime summations

Example of Counting Rule Differences

(Hypothetical scenario for illustrative purposes)

- UCR Summary
 - 1 incident
 - 2 Robberies
 - 2 Aggravated Assaults
 - Summary counting rule...
 - 1 robbery
- UCR NIBRS (Current)
 - 1 incident (same scenario)
 - 2 Robberies
 - 2 Aggravated Assaults
 - NIBRS counting rule...
 - 2 Robberies
 - 2 Aggravated Assaults

NIBRS: Impact on the Crime Numbers

- Approximately 90% of all incidents contain just one offense and 99% contain NO more than 2 offenses.
- Some of these small increases can explained by allowance of reporting of incidents with multiple offenses and the absence of the hierarchy rule.
- Based on FBI research, the effects of NIBRS on Part 1 crimes is minimal.
 - Murder: Rates are the same.
 - Rape, Robbery, and Aggravated Assaults: are about 1% higher.
 - Burglary: are lower by an average .5%.
 - Theft: are higher by an average 3.4%.
 - Auto Theft: are higher by an average 4.5%.

13

Challenges with NIBRS

- Going from a report that has 8, Part 1 Index Crimes to a NIBRS report that has 53 Crimes.
- Comparisons to 2017 (including Jan-Feb 2018) crime data.
- Doing valid analysis, especially for multi year comparisons.



Community Education

- Facebook, Twitter, Instagram.
- Dallas Police Department Website.
- NPO NIBRS Overview Training.
- NPO (Crime Watch Meetings).
- Q&A Email link:
DPDNIBRSQA@dallascityhall.com
- FAQ's posted once a week on DPD Website.

National Incident Based Reporting System (NIBRS) Update

Public Safety and Criminal Justice

September 24, 2018

Angela Shaw, Assistant Chief of Police
Dallas Police Department
City of Dallas



Memorandum



DATE September 21, 2018

TO Honorable Members of the Public Safety and Criminal Justice Committee

SUBJECT **Committee Action Matrix**

Attached is the Public Safety and Criminal Justice Committee Action Matrix.

Please contact me if you have any questions or need additional information.



Jon Fortune
Assistant City Manager

[Attachment]

cc: Chris Caso, City Attorney
Craig D. Kinton, City Auditor
Billerae Johnson, City Secretary
Preston Robinson, Administrative Judge
Kimberly Bizer Tolbert, Chief of Staff to the City Manager
Majed A. Al-Ghafry, Assistant City Manager

Joey Zapata, Assistant City Manager
M. Elizabeth Reich, Chief Financial Officer
Nadia Chandler Hardy, Chief of Community Services
Directors and Assistant Directors

Public Safety and Criminal Justice Committee Action Matrix					
	Requestor	Request	Request Date	Staff/Dept Responsible	Status
1	McGough	Please provide DPD Surveillance Camera location by council district	8/13/2018	Chief Stokes	Attached
2	McGough	Please provide recommendations that police and transportation have regarding the enforcement of dockless vehicles	8/13/2018	Chief Pughes	Attached
3	Gates	Animal Cruelty One Pager	9/17/2018	Chief Hall	Attached
4	Fortune	Public Safety Announcement: Red Means Stop Campaign	9/17/2018	MSIS	Attached

Attachment

Committee Action Matrix

September 24, 2018 Requests/Responses

- 1) **DPD Surveillance Camera locations - Attached**
- 2) **Please provide the list of recommendations transportation and police have compiled in the meetings regarding Dockless Vehicles.**

There will be additional information on this topic provided at the October 8th MSIS briefing, however staff is working on the following tasks to address safety concerns:

- Public Service Announcements to address road safety, including scooters and bikes. The PSA's are in development and will be ready for release this fall.
- Targeted sweeps to address improperly parked/deployed bikes and scooters. Staff is beginning to coordinate these events now.
- Addition of signage on trails stating scooters are prohibited. Signs are already installed on the Katy Trail
- Addition of signage/sidewalk markings to educate users on the 'rule's of the road'. Staff is coordinating with Downtown Dallas Inc. on the installation of this messaging in the downtown area.
- Staff also initiated conversations with Downtown Dallas Inc. on the use of the downtown safety patrol to address improper bike/scooter riding. Further discussions with DDI staff are needed to determine feasibility.

3) Animal Cruelty Investigations/Implementation Memo- Attached

4) Public Safety Announcement: Red Means Stop Campaign Memo - Attached

CAMERA LOCATION	REPORTING AREA	BEAT	DIVISION_1	COUNCIL DISTRICT NAME
GANNON LN & N COCKRELL HILL RD	4549	451	SOUTHWEST	Atkins
S WESTMORELAND RD & GANNON LN	4549	451	SOUTHWEST	Atkins
7300 S WESTMORELAND RD	4543	456	SOUTHWEST	Atkins
3708 W CAMP WISDOM RD	4543	456	SOUTHWEST	Atkins
S WESTMORELAND RD & W WHEATLAND RD	4380	451	SOUTHWEST	Atkins
7159 CHAUCER PL	4360	744	SOUTH CENTRAL	Atkins
S HAMPTON RD & W WHEATLAND RD	4360	744	SOUTH CENTRAL	Atkins
W WHEATLAND RD & OLD HICKORY TRL	4381	745	SOUTH CENTRAL	Atkins
W WHEATLAND RD & KIRNWOOD DR	4381	745	SOUTH CENTRAL	Atkins
W CAMP WISDOM RD & BAINBRIDGE DR	4360	744	SOUTH CENTRAL	Atkins
39709 L B J FWY	4360	744	SOUTH CENTRAL	Atkins
2700 S BUCKNER BLVD	1243	324	SOUTHEAST	Callahan
BRUTON RD & MCKIM DR	1244	325	SOUTHEAST	Callahan
BRUTON RD & N PRAIRIE CREEK RD	1244	325	SOUTHEAST	Callahan
BRUTON RD & N SAINT AUGUSTINE DR	1256	328	SOUTHEAST	Callahan
BRUTON RD & N MASTERS DR	1256	328	SOUTHEAST	Callahan
1687 N MASTERS DR	1256	328	SOUTHEAST	Callahan
S BUCKNER BLVD & BLOSSOM LN	1243	324	SOUTHEAST	Callahan
MILITARY PKWY & S BUCKNER BLVD	1229	322	SOUTHEAST	Callahan
SCYENE CIR & S BUCKNER BLVD	1236	321	SOUTHEAST	Callahan
BRUTON RD & S BUCKNER BLVD	1242	324	SOUTHEAST	Callahan
HUME DR & S BUCKNER BLVD	1243	324	SOUTHEAST	Callahan
LAKE JUNE RD & HILLBURN DR	1251	332	SOUTHEAST	Callahan
LAKE JUNE RD & S BUCKNER BLVD	1252	332	SOUTHEAST	Callahan
LAKE JUNE RD & N JIM MILLER RD	2200	336	SOUTHEAST	Callahan
S BUCKNER BLVD & SECO BLVD	1253	333	SOUTHEAST	Callahan
S BUCKNER BLVD & GROVECREST DR	1252	332	SOUTHEAST	Callahan
ABRAMS RD & SKILLMAN ST	1085	247	NORTHEAST	Clayton
FERGUSON RD & PEAVY RD	1154	225	NORTHEAST	Clayton
N BUCKNER BLVD & PEAVY RD	1124	234	NORTHEAST	Clayton
E GRAND AVE & S HASKELL AVE	2084	115	CENTRAL	Felder
3400 DILIDO RD	1203	222	NORTHEAST	Felder
PEAVY RD & GROSS RD	1178	223	NORTHEAST	Felder
JOHN WEST RD & N BUCKNER BLVD	1177	223	NORTHEAST	Felder
N BUCKNER BLVD & CHENAULT ST	1203	222	NORTHEAST	Felder
JOHN WEST RD & LA PRADA DR	1180	224	NORTHEAST	Felder
JOHN WEST RD & DILIDO RD	1177	223	NORTHEAST	Felder
1611 CHENAULT ST	1203	222	NORTHEAST	Felder
9612 MILITARY PKWY	1238	323	SOUTHEAST	Felder
MILITARY PKWY & N PRAIRIE CREEK RD	1231	323	SOUTHEAST	Felder
SCYENE RD & N MASTERS DR	1238	323	SOUTHEAST	Felder
SCYENE RD & N SAINT AUGUSTINE RD	1238	323	SOUTHEAST	Felder
SCYENE RD & N PRAIRIE CREEK RD	1238	323	SOUTHEAST	Felder
PENNSYLVANIA AVE & S MALCOLM X BLVD	2136	343	SOUTHEAST	Felder
2714 MARTIN LUTHER KING JR BLVD	2135	345	SOUTHEAST	Felder
MARTIN LUTHER KING JR BLVD & S MALCOLM X BLVD	2128	343	SOUTHEAST	Felder
MEADOW ST & MARTIN LUTHER KING JR BLVD	2113	343	SOUTHEAST	Felder
2305 MARTIN LUTHER KING JR BLVD	2134	342	SOUTHEAST	Felder
MARTIN LUTHER KING JR BLVD & COLONIAL AVE	2157	342	SOUTHEAST	Felder
MARTIN LUTHER KING JR BLVD & HOLMES ST	2156	341	SOUTHEAST	Felder
AL LIPSCOMB WAY & S ERVAY ST	2133	342	SOUTHEAST	Felder
MARTIN LUTHER KING JR BLVD & ATLANTA ST	2134	342	SOUTHEAST	Felder
2799 AL LIPSCOMB WAY	2110	342	SOUTHEAST	Felder
AL LIPSCOMB WAY & S MALCOLM X BLVD	2127	342	SOUTHEAST	Felder
E R L THORNTON FWY & S BUCKNER BLVD	1217	318	SOUTHEAST	Felder

S BUCKNER BLVD & FORNEY RD	1217	318	SOUTHEAST	Felder
S BUCKNER BLVD & CHARIOT DR	1217	318	SOUTHEAST	Felder
S BUCKNER BLVD & SAMUELL BLVD	1217	318	SOUTHEAST	Felder
SAINT FRANCIS AVE & SAMUELL BLVD	1217	318	SOUTHEAST	Felder
N JIM MILLER RD & SAMUELL BLVD	1217	318	SOUTHEAST	Felder
CHARIOT DR & WIMBELTON WAY	1217	318	SOUTHEAST	Felder
N JIM MILLER RD & E R L THORNTON FWY	1217	318	SOUTHEAST	Felder
SAINT FRANCIS AVE & S BUCKNER BLVD	1217	318	SOUTHEAST	Felder
SAMUELL BLVD & S BUCKNER BLVD	1217	318	SOUTHEAST	Felder
COLLINS AVE & MITCHELL ST	2101	311	SOUTHEAST	Felder
ELSIE FAYE HEGGINS ST & 2ND AVE	2167	346	SOUTHEAST	Felder
ELSIE FAYE HEGGINS ST & SCYENE RD	2140	312	SOUTHEAST	Felder
CARL ST & LAGOW ST	2100	311	SOUTHEAST	Felder
2ND AVE & JAMAICA ST	2138	346	SOUTHEAST	Felder
ROBERT B CULLUM BLVD & METROPOLITAN AVE	2131	346	SOUTHEAST	Felder
SPRING AVE & LAGOW ST	2121	312	SOUTHEAST	Felder
SPRING AVE & FOREMAN ST	2101	311	SOUTHEAST	Felder
METROPOLITAN AVE & LAGOW ST	2119	311	SOUTHEAST	Felder
S MALCOLM X BLVD & MARBURG ST	2165	346	SOUTHEAST	Felder
PARK LN & ABRAMS RD	1072	213	NORTHEAST	Gates
PARK LN & SHADY BROOK LN	4526	212	NORTHEAST	Gates
PARK LN & RIDGECREST RD	1084	216	NORTHEAST	Gates
GREENVILLE AVE & PARK LN	1083	214	NORTHEAST	Gates
PARK LN & PINELAND DR	4527	217	NORTHEAST	Gates
E NORTHWEST HWY & SHADY BROOK LN	4621	214	NORTHEAST	Gates
FAIR OAKS AVE & PINELAND DR	1063	212	NORTHEAST	Gates
SHADY BROOK LN & MELODY LN	4528	214	NORTHEAST	Gates
8020 PARK LN	1083	214	NORTHEAST	Gates
CROMWELL DR & FOREST LN	3010	553	NORTHWEST	Gates
FOREST LN & COX LN	3011	554	NORTHWEST	Gates
MARSH LN & FOREST LN	3011	554	NORTHWEST	Gates
ROYAL LN & WEBB CHAPEL RD	3028	554	NORTHWEST	Gates
W JEFFERSON BLVD & S POLK ST	4131	417	SOUTHWEST	Griggs
W JEFFERSON BLVD & S TYLER ST	4117	417	SOUTHWEST	Griggs
W JEFFERSON BLVD & S VAN BUREN AVE	4118	417	SOUTHWEST	Griggs
W JEFFERSON BLVD & S LLEWELLYN AVE	4118	417	SOUTHWEST	Griggs
W JEFFERSON BLVD & S ADAMS AVE	4541	413	SOUTHWEST	Griggs
W JEFFERSON BLVD & S BISHOP AVE	4541	413	SOUTHWEST	Griggs
W JEFFERSON BLVD & S MADISON AVE	4541	413	SOUTHWEST	Griggs
W JEFFERSON BLVD & S ZANG BLVD	4541	413	SOUTHWEST	Griggs
W JEFFERSON BLVD & S BECKLEY AVE	4541	413	SOUTHWEST	Griggs
E JEFFERSON BLVD & S STOREY ST	4120	414	SOUTHWEST	Griggs
E JEFFERSON BLVD & S CRAWFORD ST	4120	414	SOUTHWEST	Griggs
W 12TH ST & S LLEWELLYN AVE	4141	446	SOUTHWEST	Griggs
W 12TH ST & S ZANG BLVD	4141	446	SOUTHWEST	Griggs
E JEFFERSON BLVD & S MARSALIS AVE	4120	414	SOUTHWEST	Griggs
E JEFFERSON BLVD & E 8TH ST	4107	414	SOUTHWEST	Griggs
W 10TH ST & N ZANG BLVD	4119	413	SOUTHWEST	Griggs
W DAVIS ST & N ZANG BLVD	4119	413	SOUTHWEST	Griggs
W DAVIS ST & N BISHOP AVE	4119	413	SOUTHWEST	Griggs
E 8TH ST & N MARSALIS AVE	4105	414	SOUTHWEST	Griggs
W 12TH ST & S BISHOP AVE	4133	413	SOUTHWEST	Griggs
MAIN ST & S ERVAY ST	2062	134	CENTRAL	Kingston
MAIN ST & S AKARD ST	2061	133	CENTRAL	Kingston
MAIN ST & S GRIFFIN ST	2061	133	CENTRAL	Kingston
S GRIFFIN ST & COMMERCE ST	2061	133	CENTRAL	Kingston
S LAMAR ST & COMMERCE ST	2060	131	CENTRAL	Kingston
S LAMAR ST & MAIN ST	2060	131	CENTRAL	Kingston

ELM ST & N LAMAR ST	2060	131	CENTRAL	Kingston
COMMERCE ST & S AKARD ST	2061	133	CENTRAL	Kingston
ELM ST & N ERVAY ST	2063	134	CENTRAL	Kingston
N HOUSTON ST & MAIN ST	2059	131	CENTRAL	Kingston
S MARKET ST & JACKSON ST	2071	133	CENTRAL	Kingston
S AUSTIN ST & JACKSON ST	2071	133	CENTRAL	Kingston
COMMERCE ST & S HARWOOD ST	2074	134	CENTRAL	Kingston
N AKARD ST & MUNGER AVE	4411	132	CENTRAL	Kingston
CROCKETT ST & FLORA ST	4413	132	CENTRAL	Kingston
N HARWOOD ST & FLORA ST	4411	132	CENTRAL	Kingston
FEDERAL ST & N HARWOOD ST	2050	132	CENTRAL	Kingston
FLORA ST & ROUTH ST	2023	132	CENTRAL	Kingston
OLIVE ST & FLORA ST	4412	132	CENTRAL	Kingston
N PEARL ST & FLORA ST	4412	132	CENTRAL	Kingston
ROSS AVE & N HARWOOD ST	2050	132	CENTRAL	Kingston
ROSS AVE & LEONARD ST	2030	132	CENTRAL	Kingston
ROSS AVE & N PEARL ST	2051	132	CENTRAL	Kingston
ROSS AVE & ROUTH ST	2030	132	CENTRAL	Kingston
SAN JACINTO ST & N HARWOOD ST	2050	132	CENTRAL	Kingston
SAN JACINTO ST & N HAWKINS ST	2030	132	CENTRAL	Kingston
S ERVAY ST & JACKSON ST	2073	134	CENTRAL	Kingston
N GRIFFIN ST & PACIFIC AVE	2061	133	CENTRAL	Kingston
N LAMAR ST & CORBIN ST	2048	132	CENTRAL	Kingston
MAIN ST & N FIELD ST	2061	133	CENTRAL	Kingston
SAN JACINTO ST & N PEARL ST	2051	132	CENTRAL	Kingston
WOODALL RODGERS SERV S & N HARWOOD ST	4411	132	CENTRAL	Kingston
WOODALL RODGERS FWY & N PEARL ST	4412	132	CENTRAL	Kingston
WOODALL RODGERS FWY & ROUTH ST	2023	132	CENTRAL	Kingston
BRYAN ST & N SAINT PAUL ST	2050	132	CENTRAL	Kingston
COMMERCE ST & S CESAR CHAVEZ BLVD	2064	134	CENTRAL	Kingston
N ERVAY ST & PATTERSON ST	2050	132	CENTRAL	Kingston
FAIRMOUNT ST & MCKINNEY AVE	2038	122	CENTRAL	Kingston
MAPLE AVE & MCKINNEY AVE	2020	121	CENTRAL	Kingston
N MARKET ST & PACIFIC AVE	2060	131	CENTRAL	Kingston
N PEARL ST & MCKINNEY AVE	2038	122	CENTRAL	Kingston
N PEARL EXPY & PACIFIC AVE	2030	132	CENTRAL	Kingston
ROSS AVE & N AKARD ST	2049	132	CENTRAL	Kingston
ROSS AVE & N MARKET ST	2058	131	CENTRAL	Kingston
ROUTH ST & MCKINNEY AVE	2038	122	CENTRAL	Kingston
CORBIN ST & MAGNOLIA ST	2048	132	CENTRAL	Kingston
N MARKET ST & MUNGER AVE	2058	131	CENTRAL	Kingston
N AKARD ST & FEDERAL ST	2049	132	CENTRAL	Kingston
SAN JACINTO ST & N AKARD ST	2049	132	CENTRAL	Kingston
S SAINT PAUL ST & JACKSON ST	2074	134	CENTRAL	Kingston
BOLL ST & MCKINNEY AVE	2038	122	CENTRAL	Kingston
ALLEN ST & MCKINNEY AVE	2038	122	CENTRAL	Kingston
SNEED ST & MCKINNEY AVE	2006	124	CENTRAL	Kingston
N HALL ST & MCKINNEY AVE	2006	124	CENTRAL	Kingston
LEMMON AVE & MCKINNEY AVE	2003	124	CENTRAL	Kingston
LEMMON AVE E & MCKINNEY AVE	2003	124	CENTRAL	Kingston
BLACKBURN ST & MCKINNEY AVE	2003	124	CENTRAL	Kingston
N HARWOOD ST & MAIN ST	2063	134	CENTRAL	Kingston
N SAINT PAUL ST & MAIN ST	2063	134	CENTRAL	Kingston
COMMERCE ST & S SAINT PAUL ST	2074	134	CENTRAL	Kingston
ELM ST & N GRIFFIN ST	2061	133	CENTRAL	Kingston
SAN JACINTO ST & N LAMAR ST	2049	132	CENTRAL	Kingston
MAIN ST & S HARWOOD ST	2063	134	CENTRAL	Kingston
MAIN ST & N SAINT PAUL ST	2063	134	CENTRAL	Kingston

MCKINNEY AVE & OLIVE ST	2040	122	CENTRAL	Kingston
MCKINNEY AVE & N HARWOOD ST	2039	131	CENTRAL	Kingston
MCKINNEY AVE & N AKARD ST	2041	121	CENTRAL	Kingston
MCKINNEY AVE & N SAINT PAUL ST	2041	121	CENTRAL	Kingston
COLE AVE & BLACKBURN ST	2003	124	CENTRAL	Kingston
MCKINNEY AVE & CITYPLACE WEST BLVD	2003	124	CENTRAL	Kingston
2755 CITYPLACE WEST BLVD	2007	124	CENTRAL	Kingston
2824 CITYPLACE WEST BLVD	2007	124	CENTRAL	Kingston
3699 HOWELL ST	2007	124	CENTRAL	Kingston
1212 MAIN ST	2061	133	CENTRAL	Kingston
1169 COMMERCE ST	2061	133	CENTRAL	Kingston
S GRIFFIN ST & COMMERCE ST	2061	133	CENTRAL	Kingston
N ERVAY ST & PACIFIC AVE	2062	134	CENTRAL	Kingston
N HENDERSON AVE & BELMONT AVE	1159	143	CENTRAL	Kingston
N MUNGER BLVD & GASTON AVE	4511	156	CENTRAL	Kingston
LEMMON AVE & WYCLIFF AVE	3106	544	NORTHWEST	Kingston
LEMMON AVE & DOUGLAS AVE	3106	544	NORTHWEST	Kingston
LEMMON AVE & OAK LAWN AVE	3116	546	NORTHWEST	Kingston
RAWLINS ST & OAK LAWN AVE	3116	546	NORTHWEST	Kingston
LEMMON AVE & WYCLIFF AVE	3106	544	NORTHWEST	Kingston
LEMMON AVE & DOUGLAS AVE	3106	544	NORTHWEST	Kingston
LEMMON AVE & OAK LAWN AVE	3116	546	NORTHWEST	Kingston
RAWLINS ST & OAK LAWN AVE	3116	546	NORTHWEST	Kingston
N LAMAR ST & MCKINNEY AVE	2058	131	CENTRAL	Kingston
N LAMAR ST & ROSS AVE	2049	132	CENTRAL	Kingston
N GRIFFIN ST & ROSS AVE	2049	132	CENTRAL	Kingston
N FIELD ST & ROSS AVE	2048	132	CENTRAL	Kingston
N FIELD ST & SAN JACINTO ST	2049	132	CENTRAL	Kingston
ELM ST & N AKARD ST	2061	133	CENTRAL	Kingston
N SAINT PAUL ST & PACIFIC AVE	2050	132	CENTRAL	Kingston
N HARWOOD ST & PACIFIC AVE	2064	134	CENTRAL	Kingston
MAIN ST & S PEARL EXPY	2064	134	CENTRAL	Kingston
NOEL RD & SOUTHERN BLVD	1008	631	NORTH CENTRAL	Kleinman
PRESTON OAKS RD & MONTFORT DR	1008	631	NORTH CENTRAL	Kleinman
SPRING VALLEY RD & MONTFORT DR	1008	631	NORTH CENTRAL	Kleinman
ALPHA RD & NOEL RD	6004	633	NORTH CENTRAL	Kleinman
ALPHA RD & MONTFORT DR	1013	635	NORTH CENTRAL	Kleinman
MONTFORT DR & PETERSON LN	1017	633	NORTH CENTRAL	Kleinman
PRESTON RD & ALPHA RD	4520	634	NORTH CENTRAL	Kleinman
VERDE VALLEY LN & DALLAS PKWY	1008	631	NORTH CENTRAL	Kleinman
SPRING VALLEY RD & DALLAS PKWY	1008	631	NORTH CENTRAL	Kleinman
5600 ALPHA RD	4520	634	NORTH CENTRAL	Kleinman
ESPERANZA RD & SPRING VALLEY RD	1022	644	NORTHCENTRAL	Kleinman
ESPERANZA RD & KIT LN	1022	644	NORTH CENTRAL	Kleinman
COIT RD & L B J FWY	1027	642	NORTH CENTRAL	Kleinman
COIT RD & ALPHA RD	1020	635	NORTH CENTRAL	Kleinman
COIT RD & BROOKGREEN DR	1020	635	NORTH CENTRAL	Kleinman
KIT LN & ESPERANZA RD	1022	644	NORTH CENTRAL	Kleinman
SPRING VALLEY RD & GOLDMARK DR	1022	643	NORTHCENTRAL	Kleinman
MIDPARK RD & ESPERANZA RD	1021	643	NORTH CENTRAL	Kleinman
ROLLING HILLS LN & ESPERANZA RD	1021	643	NORTH CENTRAL	Kleinman
9300 FOREST LN	6037	252	NORTHEAST	McGough
FOREST LN & SCHROEDER RD	1038	241	NORTHEAST	McGough
FOREST LN & TI BLVD	6011	241	NORTHEAST	McGough
MARKVILLE DR & TI BLVD	1030	252	NORTHEAST	McGough
12200 WILLOWDELL DR	1028	251	NORTHEAST	McGough
ABRAMS RD & WALNUT ST	1031	253	NORTHEAST	McGough
ABRAMS RD & CHIMNEY HILL LN	1031	253	NORTHEAST	McGough

FOREST LN & ABRAMS RD	1030	252	NORTHEAST	McGough
FOREST LN & GREENVILLE AVE	6037	252	NORTHEAST	McGough
FOREST LN & SHEPHERD RD	1030	252	NORTHEAST	McGough
GREENVILLE AVE & MARKVILLE DR	1030	252	NORTHEAST	McGough
GREENVILLE AVE & AMBERTON PKWY	1031	253	NORTHEAST	McGough
GREENVILLE AVE & WHITEHURST DR	6036	241	NORTHEAST	McGough
GREENVILLE AVE & L B J FWY	1030	252	NORTHEAST	McGough
9504 FOREST LN	4424	256	NORTHEAST	McGough
AUDELIA RD & SHADOW WAY	9607	255	NORTHEAST	McGough
FOREST LN & AUDELIA RD	9607	255	NORTHEAST	McGough
9382 SKILLMAN ST	1042	257	NORTHEAST	McGough
FOREST LN & OAKSHIRE PL	9604	255	NORTHEAST	McGough
FOREST LN & SKILLMAN ST	1043	258	NORTHEAST	McGough
AUDELIA RD & TREVOR DR	9607	255	NORTHEAST	McGough
L B J FWY & AUDELIA RD	1055	246	NORTHEAST	McGough
ROYAL LN & FAIR OAKS XING	1053	244	NORTHEAST	McGough
ABRAMS RD & ROYAL LN	6035	213	NORTHEAST	McGough
SKILLMAN ST & ROYAL LN	1053	244	NORTHEAST	McGough
AUDELIA RD & ROYAL LN	1054	245	NORTHEAST	McGough
L B J FWY & ROYAL LN	1055	246	NORTHEAST	McGough
WHITEHURST DR & SKILLMAN ST	1055	246	NORTHEAST	McGough
ROYAL LN & AUDELIA RD	1054	245	NORTHEAST	McGough
SKILLMAN ST & COPPERTOWNE LN	1041	243	NORTHEAST	McGough
ABRAMS RD & ROYAL LN	6035	213	NORTHEAST	McGough
SKILLMAN ST & ADLETA CT	1042	257	NORTHEAST	McGough
SKILLMAN ST & AUDELIA RD	1055	246	NORTHEAST	McGough
SKILLMAN ST & ADLETA BLVD	1042	257	NORTHEAST	McGough
S HARWOOD ST & CADIZ ST	2087	135	CENTRAL	Medrano
1041 S LAMAR ST	2103	151	CENTRAL	Medrano
S GRIFFIN ST & MEMORIAL DR	2086	135	CENTRAL	Medrano
S LAMAR ST & YOUNG ST	2085	135	CENTRAL	Medrano
S ERVAY ST & CANTON ST	2087	135	CENTRAL	Medrano
CADIZ ST & S ERVAY ST	2087	135	CENTRAL	Medrano
YOUNG ST & S ERVAY ST	2074	134	CENTRAL	Medrano
S CESAR CHAVEZ BLVD & MARILLA ST	2089	135	CENTRAL	Medrano
S PEARL EXPY & YOUNG ST	2089	135	CENTRAL	Medrano
E GRAND AVE & S FITZHUGH AVE	1219	115	CENTRAL	Medrano
E GRAND AVE & S BARRY AVE	1219	115	CENTRAL	Medrano
LINDSLEY AVE & S FITZHUGH AVE	2084	115	CENTRAL	Medrano
BANK ST & PARRY AVE	2084	115	CENTRAL	Medrano
PARRY AVE & S HASKELL AVE	2083	115	CENTRAL	Medrano
PARRY AVE & S CARROLL AVE	2083	115	CENTRAL	Medrano
S AKARD ST & YOUNG ST	2072	133	CENTRAL	Medrano
ASH LN & S CARROLL AVE	2083	115	CENTRAL	Medrano
S BARRY AVE & PHILIP AVE	1219	115	CENTRAL	Medrano
S FIELD ST & YOUNG ST	2072	133	CENTRAL	Medrano
GARLAND AVE & ANN AVE	2083	115	CENTRAL	Medrano
S GRIFFIN ST & YOUNG ST	2072	133	CENTRAL	Medrano
GURLEY AVE & BANK ST	2084	115	CENTRAL	Medrano
GURLEY AVE & S FITZHUGH AVE	2084	115	CENTRAL	Medrano
LINDSLEY AVE & BANK ST	2084	115	CENTRAL	Medrano
PARRY AVE & CALDWELL AVE	2084	115	CENTRAL	Medrano
CORSICANA ST & PARK AVE	2088	135	CENTRAL	Medrano
CORSICANA ST & S SAINT PAUL ST	2088	135	CENTRAL	Medrano
ROSS AVE & N HOUSTON ST	2058	131	CENTRAL	Medrano
SAINT LOUIS ST & PARK AVE	2088	135	CENTRAL	Medrano
S HOUSTON ST & YOUNG ST	2085	135	CENTRAL	Medrano
S MARKET ST & YOUNG ST	2085	135	CENTRAL	Medrano

S CARROLL AVE & GURLEY AVE	2083	115	CENTRAL	Medrano
S CARROLL AVE & BUTE ST	2083	115	CENTRAL	Medrano
907 BANK ST	2084	115	CENTRAL	Medrano
1400 S LAMAR ST	2123	151	CENTRAL	Medrano
GASTON AVE & N CARROLL AVE	2029	114	CENTRAL	Medrano
CAPITOL AVE & N FITZHUGH AVE	1159	143	CENTRAL	Medrano
N CARROLL AVE & COLUMBIA AVE	2046	113	CENTRAL	Medrano
N FITZHUGH AVE & ROSS AVE	1182	145	CENTRAL	Medrano
ROSS AVE & N HASKELL AVE	2018	155	CENTRAL	Medrano
LIVE OAK ST & N CARROLL AVE	2019	156	CENTRAL	Medrano
WEBB CHAPEL EXT & LARGA DR	3059	538	NORTHWEST	Medrano
WEBB CHAPEL RD & W NORTHWEST HWY	3068	522	NORTHWEST	Medrano
WEBB CHAPEL RD & LARGA DR	3059	538	NORTHWEST	Medrano
CAPITOL AVE & N FITZHUGH AVE	1159	143	CENTRAL	Medrano
BELLEVIEW ST & S LAMAR ST	2103	151	CENTRAL	Medrano
MAPLE AVE & OAK LAWN AVE	3119	545	NORTHWEST	Medrano
OAK LAWN AVE & CEDAR SPRINGS RD	3119	545	NORTHWEST	Medrano
MAPLE AVE & WYCLIFF AVE	3118	517	NORTHWEST	Medrano
MAPLE AVE & KINGS RD	3113	541	NORTHWEST	Medrano
CEDAR SPRINGS RD & THROCKMORTON ST	4610	545	NORTHWEST	Medrano
MAPLE AVE & LUCAS DR	3118	517	NORTHWEST	Medrano
MAPLE AVE & OAK LAWN AVE	3119	545	NORTHWEST	Medrano
OAK LAWN AVE & CEDAR SPRINGS RD	3119	545	NORTHWEST	Medrano
MAPLE AVE & WYCLIFF AVE	3118	517	NORTHWEST	Medrano
MAPLE AVE & KINGS RD	3113	541	NORTHWEST	Medrano
CEDAR SPRINGS RD & THROCKMORTON ST	4610	545	NORTHWEST	Medrano
MAPLE AVE & LUCAS DR	3118	517	NORTHWEST	Medrano
800 SINGLETON BLVD	4060	424	SOUTHWEST	Narvaez
801 SINGLETON BLVD	4047	423	SOUTHWEST	Narvaez
200 CONTINENTAL AVE	9101	517	NORTHWEST	Narvaez
201 CONTINENTAL AVE	9101	517	NORTHWEST	Narvaez
202 CONTINENTAL AVE	9101	517	NORTHWEST	Narvaez
203 CONTINENTAL AVE	9101	517	NORTHWEST	Narvaez
BROCKBANK DR & LOMBARDY LN	3042	535	NORTHWEST	Narvaez
W NORTHWEST HWY & WEBB CHAPEL EXT	3067	522	NORTHWEST	Narvaez
WEBB CHAPEL EXT & LOMBARDY LN	3058	537	NORTHWEST	Narvaez
W NORTHWEST HWY & COMMUNITY DR	3067	522	NORTHWEST	Narvaez
WEBB CHAPEL RD & PARK LN	3043	535	NORTHWEST	Narvaez
HARRY HINES BLVD & LOMBARDY LN	3057	521	NORTHWEST	Narvaez
HARRY HINES BLVD & WILLOWBROOK RD	3057	521	NORTHWEST	Narvaez
GEMINI LN & ROYAL LN	3026	535	NORTHWEST	Narvaez
DENNIS RD & ROYAL LN	3026	535	NORTHWEST	Narvaez
BROCKBANK DR & ROYAL LN	3026	535	NORTHWEST	Narvaez
NORTHAVEN RD & DENNIS RD	3005	552	NORTHWEST	Narvaez
FOREST LN & JOSEY LN	3005	552	NORTHWEST	Narvaez
WEBB CHAPEL RD & FOREST LN	4550	553	NORTHWEST	Narvaez
S WESTMORELAND RD & W CAMP WISDOM RD	4548	452	SOUTHWEST	Thomas
4301 W CAMP WISDOM RD	4548	452	SOUTHWEST	Thomas
W CAMP WISDOM RD & PASTOR BAILEY DR	4343	456	SOUTHWEST	Thomas
S WESTMORELAND RD & W RED BIRD LN	4313	437	SOUTHWEST	Thomas
3109 W CAMP WISDOM RD	4344	456	SOUTHWEST	Thomas
W CAMP WISDOM RD & S HAMPTON RD	4348	742	SOUTH CENTRAL	Thomas
W RED BIRD LN & S HAMPTON RD	4345	742	SOUTH CENTRAL	Thomas
3029 W CAMP WISDOM RD	4345	742	SOUTH CENTRAL	Thomas
2582 W RED BIRD LN	4345	742	SOUTH CENTRAL	Thomas
E LEDBETTER DR & BRONX AVE	4305	734	SOUTH CENTRAL	Thomas
MARVIN D LOVE FWY & S HAMPTON RD	4329	742	SOUTH CENTRAL	Thomas
CHALLENGER DR & S HAMPTON RD	4315	456	SOUTHWEST	Thomas

S HAMPTON RD & W LEDBETTER DR	4289	455	SOUTHWEST	Thomas
S WESTMORELAND RD & W LEDBETTER DR	4313	437	SOUTHWEST	Thomas
CAMPFIRE CIR & MARK TRAIL WAY	4393	454	SOUTHWEST	Thomas
MARVIN D LOVE FWY & W Kiest BLVD	4263	453	SOUTHWEST	Vacant
S POLK ST & W Kiest BLVD	4239	445	SOUTHWEST	Vacant
MARVIN D LOVE FWY & S POLK ST	4263	453	SOUTHWEST	Vacant
RUGGED DR & W Kiest BLVD	4239	445	SOUTHWEST	Vacant

Dallas Police Department – Animal Cruelty Investigations

The Dallas police department's proposal for increasing and improving their response to animal cruelty calls received through 911 and 311 are as follows:

1. When a call is received through 911 or 311 a new protocol of questions will be asked of the caller to determine if the animal appears to have wounds inflicted by an act of violence. If the caller believes the animal's injuries were inflicted through violence a new call signal has been developed for animal cruelty. This signal will be utilized for calls regarding suspected animal cruelty or abuse that is in-progress.
2. Officers and detectives will receive training to identify signs of cruelty and abuse. Upon arrival to the scene Dallas police officers will make a determination if the case involves animal cruelty. If it appears to be an animal cruelty case, an on-call Dallas PD detective assigned to investigate animal cruelty offenses will respond.

The Dallas Police Department's proposal for increasing and improving their response to animal cruelty investigations is as follows:

1. The Dallas Police Department has posted a job announcement for animal cruelty investigators. Applicants for this position should have a passion and interest in investigating animal cruelty cases. Two detectives will be selected for these positions and will be responsible for follow-up investigations throughout the city on animal cruelty offenses reported to the City. This new team of detectives will be selected by October 1, 2018.
2. Dallas Police Department animal cruelty detectives will investigate the below offenses as specified by Chapter 42 of the Texas Penal Code:
 1. Cruelty to Livestock Animals (PC 42.09)
 2. Attack on Assistance Animal (PC 42.091)
 3. Cruelty to Nonlivestock Animals (PC 42.092)
 4. Dog Fighting (PC 42.10)
 5. Cockfighting (PC 42.105)
 6. Any other applicable animal offenses
3. These detectives will work as a team in conjunction with the SPCA, Dallas Animal Services, Dallas City Marshall's office and the District Attorney's office for prosecution of offenders.
4. The detectives will work as a team with animal advocacy groups, Dallas Animal Services, and the SPCA to determine trends, identify dumping locations and animal fighting rings.

Tracking animal cruelty reports not coming through 911 or 311: In instances where animal cruelty is not reported, but is discovered by DAS through neglect, critical medical, or other service request types, DAS will track which of those cases turn into animal cruelty reports and are sent to DPD. This action helps in tracking all cruelty cases generated through the City of Dallas.

The City of Dallas is working with the SPCA to strengthen the current Memorandum of Understanding (MOU) to include consistency in standard operating procedures for the investigative process and adding agreed upon performance measure reporting.

Memorandum



CITY OF DALLAS

DATE September 20, 2018

TO Honorable Members of the Mobility Solutions, Infrastructure and Sustainability Committee

SUBJECT **Traffic Safety - Public Service Announcement Regarding Red-Light Running**

There are more than 100,000 red-light running crashes per year in the U.S., resulting in some 90,000 people injured and 1,000 people killed. More than half of red-light running-related fatalities are pedestrians and occupants in other vehicles who are hit by red-light runners. Texas is a leading state in red-light running fatalities. From 1992 to 1998, Texas ranked second in the number of red-light running fatalities, with 11 percent of the national total. Even after relating the numbers to population, Texas ranked very high – fourth place nationwide – with a rate of 3.5 fatalities per 100,000 people in that period. The cost of red-light running injuries and fatalities in Texas is between 1.4 and 3.0 billion dollars per year.

To help address these sobering statistics, the Department of Transportation has put together a public service announcement to further educate our community about safe driving. The following link is provided so that you may preview a future public service announcement that promotes traffic safety: https://youtu.be/QUV_DF_F5V4

We will welcome discussion during the MSIS committee meeting.

A handwritten signature in blue ink, appearing to read 'Majed Al-Ghafry'.

Majed Al-Ghafry, P.E.
Assistant City Manager

c: Honorable Mayor and Member of the City Council
T.C. Broadnax, City Manager
Chris Caso, City Attorney (I)
Craig D. Kinton, City Auditor
Billerae Johnson, City Secretary
Preston Robinson, Administrative Judge

Kimberly Bizer Tolbert, Chief of Staff to the City Manager
Jon Fortune, Assistant City Manager
Joey Zapata, Assistant City Manager
Nadia Chandler Hardy, Assistant City Manager and Chief Resilience Officer
M. Elizabeth Reich, Chief Financial Officer
Directors and Assistant Directors



Agenda Information Sheet

File #: 18-873

Item #: 12.

STRATEGIC PRIORITY: Public Safety
AGENDA DATE: September 26, 2018
COUNCIL DISTRICT(S): All
DEPARTMENT: Fire-Rescue Department
EXECUTIVE: Jon Fortune

SUBJECT

Authorize an Interlocal Agreement with Dallas County Hospital District d/b/a Parkland Health and Hospital System for Biomedical On-Line Supervision for the period October 1, 2018 through September 30, 2019 - Not to exceed \$542,854.00 - Financing: General Fund

BACKGROUND

Texas Administrative Code Title 25, Part 1, Chapter 157, Subchapter A; Rule 157.2 requires Biomedical On-Line Supervision of the City of Dallas Fire-Rescue paramedics. The City issued a Request for Proposal No. PA0000357 for Biomedical On-Line Supervision for the Dallas area emergency medical system.

The Biotel system, staffed by Parkland Health and Hospital System physicians and nurses, was created on July 1, 1980 to provide medical control for the paramedics in the field via radio and telemetered patient data.

This service also provides for implementation and maintenance of the Comprehensive Trauma Plan endorsed by City Council in February 1993.

PRIOR ACTION/REVIEW (COUNCIL, BOARDS, COMMISSIONS)

On September 13, 2017, City Council authorized a contract renewal for Biomedical On-Line Supervision by Resolution No. 17-1408.

Information about this item will be provided to the Public Safety and Criminal Justice Committee on September 24, 2018.

FISCAL INFORMATION

General Fund - \$542,854.00

M/WBE INFORMATION

In accordance with the City's Business Inclusion and Development Plan adopted on October 22, 2008, by Resolution No. 08-2826, as amended, the M/WBE participation on this contract is as follows:

Contract Amount	Category	M/WBE Goal	M/WBE %	M/WBE \$
\$542,854.00	Interlocal Agreement	N/A	N/A	N/A
• The Business Inclusion and Development Plan does not apply to Interlocal Agreements.				

OWNER

Dallas County Hospital District d/b/a Parkland Health and Hospital System

Fred Cerise, Chief Executive Officer

September 26, 2018

WHEREAS, Texas Administrative Code: Title 25, Part 1, Chapter 157, Subchapter A; Rule 157.2 requires Biomedical On-Line Supervision of the City of Dallas Fire-Rescue paramedics; and

WHEREAS, it is most advantageous to the City of Dallas to enter into an Interlocal Agreement for Biomedical On-Line Supervision services with Dallas County Hospital District d/b/a Parkland Health and Hospital System.

Now, Therefore,

BE IT RESOLVED BY THE CITY COUNCIL OF THE CITY OF DALLAS:

SECTION 1. That the City Manager or designee is hereby authorized to sign an Interlocal Agreement with Dallas County Hospital District d/b/a Parkland Health and Hospital System, approved as to form by the City Attorney, for Biomedical On-Line Supervision for the period October 1, 2018 through September 30, 2019.

SECTION 2. That the Chief Financial Officer is hereby authorized to disburse funds in an amount not to exceed \$542,854.00 to Dallas County Hospital District d/b/a Parkland Health and Hospital System from General Fund, Fund 0001, Dept. DFD, Unit ER90, Object 3070, Encumbrance/Contract No. CX-DFD-2018-00007867, Vendor 900498.

SECTION 3. That this resolution shall take effect immediately from and after its passage in accordance with the provisions of the Charter of the City of Dallas, and it is accordingly so resolved.



Agenda Information Sheet

File #: 18-855

Item #: 13.

STRATEGIC PRIORITY: Public Safety
AGENDA DATE: September 26, 2018
COUNCIL DISTRICT(S): All
DEPARTMENT: Fire-Rescue Department
EXECUTIVE: Jon Fortune

SUBJECT

Authorize a contract renewal with The University of Texas Southwestern Medical Center at Dallas for the State required medical direction services for the period October 1, 2018 through September 30, 2019 - Not to exceed \$434,807.00 - Financing: General Fund

BACKGROUND

Texas Administrative Code: Title 25, Part 1, Chapter 157, Subchapter A; Rule 157.2 requires a Medical Director for pre-hospital care delivered by Emergency Medical Service personnel. The Medical Director provides protocols for paramedics to follow and permits paramedics to operate under his/her license.

The Dallas Fire-Rescue Department (DFR) has, for over 45 years, provided 911 out-of-hospital emergency medical services (EMS) for the City of Dallas. DFR dispatches ambulances ("Rescues"), fire engines and trucks staffed by paramedics, EMT's and First Responders to over 200,000 patients each year. Historically, medical direction and clinical oversight of the DFR's EMS program has been managed by the UT Southwestern Department of Emergency Medicine through the appointment of a single Medical Director contracted at set number of hours per week.

Under the current contractual services, all the required systems and protocols have been effectively networked between the City, hospitals and the State to ensure uninterrupted services.

PRIOR ACTION/REVIEW (COUNCIL, BOARDS, COMMISSIONS)

On September 13, 2017, City Council authorized a contract award for the services of a Medical Director by Resolution No. 17-1411.

Information about this item will be provided to the Public Safety and Criminal Justice Committee on September 24, 2018.

FISCAL INFORMATION

General Fund - \$434,807.00

M/WBE INFORMATION

In accordance with the City's Business Inclusion and Development Plan adopted on October 22, 2008, by Resolution No. 08-2826, as amended, the M/WBE participation on this contract is as follows:

Contract Amount	Category	M/WBE Goal	M/WBE %	M/WBE \$
\$434,807.00	Professional Services	N/A	N/A	N/A
• M/WBE goal waived due to no M/WBE availability				

OWNER**The University of Texas Southwestern Medical Center at Dallas**

Daniel K. Podolsky, M.D., Ph.D., President, UTSWMCD

September 26, 2018

WHEREAS, the City of Dallas Fire-Rescue Department operates the emergency ambulance service for the City; and

WHEREAS, the State legislature enacted legislation requiring guidelines for medical direction/supervision of pre-hospital care delivered by certified Emergency Medical Service (EMS) personnel; and

WHEREAS, Texas Administrative Code: Title 25, Part 1, Chapter 157, Subchapter A; Rule 157.2 requires, and it is in the best interest of the community to provide a Medical Director to perform the duties as outlined in the above-named legislation; and

WHEREAS, on September 13, 2010, City Council authorized a contract with The University of Texas Southwestern Medical Center at Dallas (UTSWMC) to provide the service of a Medical Director by Resolution No. 17-1411; and

WHEREAS, the original contract provides for annual renewal by City Council resolution and funding.

Now, Therefore,

BE IT RESOLVED BY THE CITY COUNCIL OF THE CITY OF DALLAS:

SECTION 1. That the City Manager is hereby authorized to renew the contract for the services of a Medical Director with The University of Texas Southwestern Medical Center at Dallas for the period October 1, 2018 through September 30, 2019, in an amount not to exceed \$434,807.00.

SECTION 2. That the Chief Financial Officer is hereby authorized to disburse funds in an amount not to exceed \$434,807.00 for services provided by a Medical Director beginning October 1, 2018 through September 30, 2019 from General Fund, Fund 0001, Department DFD, Unit ER90, Object 3070, Encumbrance/Contract No. DFD-2018-00007866, Vendor 904272, contingent upon appropriation of funds in fiscal year 2018-2019.

SECTION 3. That this resolution shall take effect immediately from and after its passage in accordance with the provisions of the Charter of the City of Dallas, and it is accordingly so resolved.



Agenda Information Sheet

File #: 18-681

Item #: 44.

STRATEGIC PRIORITY: Public Safety
AGENDA DATE: September 26, 2018
COUNCIL DISTRICT(S): All
DEPARTMENT: Office of Procurement Services
EXECUTIVE: Elizabeth Reich

SUBJECT

Authorize a one-year master agreement for the purchase of bunker gear for the Fire-Rescue Department with Casco Industries, Inc. through the Texas Association of School Boards cooperative agreement - Estimated amount of \$1,336,064.00 - Financing: General Fund

BACKGROUND

This action does not encumber funds; the purpose of a master agreement is to establish firm pricing for goods, for a specific term, which are ordered on an as needed basis according to annual budgetary appropriations. The estimated amount is intended as guidance rather than a cap on spending under the agreement, so that actual need combined with the amount budgeted will determine the amount spent under this agreement.

This master agreement will provide for the purchase of bunker gear for the Fire-Rescue Department. Bunker gear, also called structural and proximity gear, is the protective body gear necessary to perform emergency response work in hazardous environments. The purpose of bunker gear is to provide the Fire-Rescue Department flame resistant apparel that allows fire fighters the ability to combat fires at close proximity as well as to safely accomplish other daily activities including roadway accident scenes and hazardous materials response. Structural gear consists of coat, pants, hoods, helmets, boots, and suspenders and is used by approximately 1,500 fire fighters at 58 stations throughout the city. Proximity gear utilizes a reflective aluminized film for radiant heat resistance for the coat and pant and also includes helmet, bonnet, shroud, boots, and gloves and is used by approximately 60 fire fighters serving Executive Airport and at Love Field.

Bunker gear is equipped with thermal insulating lining and is made from special materials resistant to burning, melting, scorching and hazardous materials. Bunker gear also allows ample flexibility to enable personnel to effectively operate in the field. Due to the critical purpose the gear serves, all materials must meet the National Fire Protection Association and Texas Commission on Fire Protection standards for structural fire fighters' protective clothing.

The Texas Association of School Boards cooperative agreement is authorized by Chapter 791 of the Texas Government Code and Subchapter F, Chapter 271, Texas Local Government Code. Section 271.102 of the Texas Local Government Code authorizes a local government to participate in a Cooperative Purchasing Program with another local government or a local cooperative organization.

PRIOR ACTION/REVIEW (COUNCIL, BOARDS, COMMISSIONS)

On September 25, 2013, City Council authorized the purchase of bunker gear for Fire-Rescue with Casco Industries, Inc. by Resolution No. 13-1725.

On November 12, 2013, City Council authorized a three-year master agreement for the purchase of bunker gear for Fire-Rescue with Casco Industries, Inc. and North America Fire Equipment Company, Inc. by Resolution No. 13-1918.

The Public Safety & Criminal Justice Committee will receive this item for consideration on September 24, 2018.

FISCAL INFORMATION

General Fund - \$1,336,064.00 (Estimated amount)

M/WBE INFORMATION

In accordance with the City’s Business Inclusion and Development Plan adopted on October 22, 2008, by Resolution No. 08-2826, as amended, the M/WBE participation on this contract is as follows:

Estimated Amount	Category	M/WBE Goal	M/WBE %	M/WBE \$
\$1,336,064.00	CO-OP	N/A	N/A	N/A
<ul style="list-style-type: none"> The Business Inclusion and Development Plan does not apply to Cooperative Purchasing Agreements (CO-OPs). 				

PROCUREMENT INFORMATION

Cooperative Purchasing	<ul style="list-style-type: none"> Cooperative Purchasing Agreements enable the City to associate with State agencies, other local governments, or local cooperative organizations comprised of other state and local governments, to leverage market buying power and enable the City to purchase goods or services at lower prices Cooperative Purchasing is an alternative method of meeting the requirements for competitive bidding or competitive sealed proposals, not an exception from that requirement
------------------------	--

OWNER

Casco Industries, Inc.

Robert Douglas Schaumburg, President
Emily Schaumburg, Vice President
Coleman Brown, Secretary

September 26, 2018

WHEREAS, on September 25, 2013, City Council authorized the purchase of bunker gear for Fire-Rescue with Casco Industries, Inc. in the amount of \$909,920.00, by Resolution No. 13-1725; and

WHEREAS, on November 12, 2013, City Council authorized a three-year master agreement for the purchase of bunker gear for Fire-Rescue with Casco Industries, Inc. in the amount of \$4,079,472.50 and North America Fire Equipment Company, Inc. in the amount of \$124,425.00, by Resolution No. 13-1918.

Now, Therefore,

BE IT RESOLVED BY THE CITY COUNCIL OF THE CITY OF DALLAS:

SECTION 1. That a master agreement for the purchase of bunker gear is authorized with Casco Industries, Inc. (082798) in the estimated amount of \$1,336,064.00 through the Texas Association of School Boards cooperative agreement. The amount payable pursuant to this master agreement may exceed the estimated amount, but may not exceed the amount of budgetary appropriations for this master agreement during its term.

SECTION 2. That the Purchasing Agent is authorized, upon appropriate request and documented need by a user department, to issue a purchase order for bunker gear. If a written contract is required or requested for any or all purchases of bunker gear under the master agreement instead of individual purchase orders, the City Manager is authorized to execute the contract, approved as to form by the City Attorney.

SECTION 3. That the Chief Financial Officer is hereby authorized to disburse funds in an estimated amount of at least \$1,336,064.00, but not more than the amount of budgetary appropriations for this master agreement during its term to Casco Industries, Inc., from Master Agreement Contract No. DFD-2018-00007273.

SECTION 4. That this resolution shall take effect immediately from and after its passage in accordance with the provisions of the Charter of the City of Dallas, and it is accordingly so resolved.



Agenda Information Sheet

File #: 18-530

Item #: 49.

STRATEGIC PRIORITY: Public Safety
AGENDA DATE: September 26, 2018
COUNCIL DISTRICT(S): All
DEPARTMENT: Police Department
EXECUTIVE: Jon Fortune

SUBJECT

Authorize **(1)** an application for and acceptance of the State of Texas Internet Crimes Against Children Grant (Grant No. 2745104) in the amount of \$314,415.00 from the Office of the Governor, Criminal Justice Division to provide for one-year funding for the salaries and fringe benefits of two detectives and one police research specialist, to fund training, direct operating expenses and use of overtime to address the growing problem of technology-facilitated child abuse and exploitation for the period October 1, 2017 through September 30, 2018; **(2)** the establishment of appropriations in an amount not to exceed \$314,415.00 in the State Internet Crimes Against Children Grant Fund; **(3)** the receipt and deposit of grant funds in an amount not to exceed \$314,415.00 in the State Internet Crimes Against Children Grant Fund; and **(4)** execution of the grant agreement - Not to exceed \$314,415.00 - Financing: Office of the Governor, Criminal Justice Division State Grant Funds

BACKGROUND

Increases in internet based crimes against children continue to be a serious concern across the nation and within the City of Dallas. These offenses pertain to children ranging in age from newborn to 17 years old who are victims of internet and/or technology facilitated crimes. The State of Texas Internet Crimes Against Children grant allows the City to supplement current efforts by funding staff to investigate and research these crimes. The grant funded positions are part of a larger team working together to solve and eliminate internet crimes and trafficking against children

The 2017-18 State of Texas Internet Crimes Against Children Grant will provide \$314,415.00 to enhance the response of the Dallas Crimes Against Children Task Force in the area of prevention, investigation, and prosecution of computer-facilitated systems and other technology. Staff are responsible for the investigation of cybertips originating at National Center for Missing and Exploited Children, cell phone forensics, computer and electronic device preview and evidence analysis, suspect and witness interviews, surveillance operations, arrests, and other critical tasks. In FY17, staff assigned to this grant were able to investigate over 900 cybertips, conduct 37 forensic exams, and made 6 felony arrests for charges related to the sexual exploitation of children. In FY18, staff has already made 11 felony arrests for charges related to the sexual exploitation of children.

The grant will provide one-year funding for the salaries and fringe benefits of two detectives and one police research specialist. Funds will also be utilized for training, direct operating expenses, purchase of equipment, and use of overtime to address the growing problem of technology-facilitated child abuse and exploitation. There is no cash match or in-kind cost to the City of Dallas.

PRIOR ACTION/REVIEW (COUNCIL, BOARDS, COMMISSIONS)

On January 22, 2014, City Council authorized acceptance of a grant from the Office of the Governor, Criminal Justice Division, for response to the sexual abuse and exploitation of children facilitated by the use of computer technology by Resolution No. 14-0185.

On October 28, 2015, City Council authorized acceptance of a grant from the Office of the Governor, Criminal Justice Division, for response to the sexual abuse and exploitation of children facilitated by the use of computer technology by Resolution No. 15-1958.

On August 9, 2017, City Council authorized acceptance of a grant from the Office of the Governor, Criminal Justice Division, for response to the sexual abuse and exploitation of children facilitated by the use of computer technology by Resolution No. 17-1175.

Information about this item will be provided to the Public Safety and Criminal Justice Committee on September 24, 2018.

FISCAL INFORMATION

Office of the Governor, Criminal Justice Division State Grant Funds - \$314,415.00

September 26, 2018

WHEREAS, the State of Texas, Office of the Governor, Criminal Justice Division (CJD) has made funds available to aid missing and exploited children during Fiscal Year 2017-2018; and

WHEREAS, the increased program and funding source would benefit the City of Dallas in its endeavor to reduce crime and improve public safety; and

WHEREAS, the City of Dallas agrees that in the event of loss or misuse of the CJD funds, the City of Dallas assures that the funds will be returned to the CJD in full; and

WHEREAS, the City of Dallas designates the City Manager or an Assistant City Manager as the grantee's authorized official. The authorized official is given the power to apply for, accept, reject, alter or terminate the grant on behalf of the applicant agency; and

WHEREAS, it is in the best interest of the City of Dallas to accept such funding.

Now, Therefore,

BE IT RESOLVED BY THE CITY COUNCIL OF THE CITY OF DALLAS:

SECTION 1. That the City Manager is hereby authorized to apply for and accept the State of Texas Internet Crimes Against Children (Grant No. 2745104), from the Office of the Governor, Criminal Justice Division in the amount of \$314,415.00 to provide for one-year funding for the salaries and fringe benefits of two detectives and one police research specialist, to fund training, direct operating expenses and use of overtime to address the growing problem of technology-facilitated child abuse and exploitation for the period October 1, 2017 through September 30, 2018; and to sign the grant agreement with the Office of the Governor, Criminal Justice Division.

SECTION 2. That the City Manager is hereby authorized to establish appropriations in an amount not to exceed \$314,415.00, in the State Internet Crimes Against Children Grant Fund, Fund S332, Department DPD, Unit 3563, various Object codes, in accordance with the attached Schedule A.

SECTION 3. That the Chief Financial Officer is hereby authorized to receive and deposit grant funds in an amount not to exceed \$314,415.00 into the State Internet Crimes Against Children Grant Fund, Fund S332, Department DPD, Unit 3563, Revenue Code 6516.

SECTION 4. That the Chief Financial Officer is hereby authorized to disburse funds in an amount not to exceed \$314,415.00 from the State Internet Crimes Against Children Grant Fund, Fund S332, Department DPD, Unit 3563, Various Object codes, in accordance with the attached Schedule A.

September 26, 2018

SECTION 5. That in the event of loss or misuse of funds, the City of Dallas will return all grant funds to the Office of the Governor, Criminal Justice Division, in full.

SECTION 6. That the City Manager is hereby authorized to reimburse the Office of the Governor, Criminal Justice Division in the event of loss, or misuse of funds, in full. The City Manager shall notify the appropriate City Council Committee of any return of grants funds not later than 30 days after the reimbursement.

SECTION 7. That the City Manager shall keep the appropriate City Council Committee informed of all CJD final monitoring reports not later than 30 days after the receipt of the report.

SECTION 8. That this contract is designated as Contract No. DPD-2018-00007003.

SECTION 9. That this resolution shall take effect immediately from and after its passage in accordance with the provisions of the Charter of the City of Dallas, and it is accordingly.

Schedule A

**State Internet Crimes Against Children Grant
Fund S332, Unit 3563
FY- 2017-2018**

Obj. Code	Description	OOG Funds
1101	Civilian Salaries	51,486.02
1102	Sworn Salaries	159,068.47
1202	Overtime - Uniform	20,000.00
1301	Pension - Civilian	7,413.99
1302	Pension - Uniform	49,289.49
1303	Life	72.00
1304	Health	19,839.00
1306	FICA	3,053.03
1309	Wellness	81.00
2181	Fleet Fuel and Lube	1,920.00
3361	Professional Development	-
3410	Equipment and Automotive Rental	2,192.00
	Program Totals	314,415.00



Agenda Information Sheet

File #: 18-857

Item #: 50.

STRATEGIC PRIORITY: Public Safety
AGENDA DATE: September 26, 2018
COUNCIL DISTRICT(S): 1, 2, 3, 4, 5, 6, 7, 8, 14
DEPARTMENT: Police Department
EXECUTIVE: Jon Fortune

SUBJECT

Authorize an Interlocal Agreement with the Dallas County Sheriff's Office for reimbursement of program expenses associated with the Dallas County Highway Traffic Program for the period October 1, 2017 through September 30, 2019 - Not to exceed \$1,200,000.00 - Financing: General Fund

BACKGROUND

In January 2008, the Dallas County Sheriff's Office assumed primary freeway coverage responsibility in Southern Dallas County allowing Dallas Police Department to reallocate resources to focus more intently on neighborhoods, while the Dallas County Sheriff's Office provides a targeted regional response on the highways to achieve greater response times and enhanced response capabilities.

From the inception of the program in 2008 through FY 2010-11, the City did not contribute funding towards the operation of the program.

In FY 2011-12, the City of Dallas assisted Dallas County in meeting budgetary shortfalls for the Dallas County Highway Program by contributing \$1M in financing toward the program. In addition, the agreement modified the traffic management coverage areas for the Dallas Police Department and the Dallas County Sheriff's Office.

In addition to receiving a financial commitment from the City, the Regional Transportation Council through the North Central Texas Council of Governments has contributed funding towards this traffic safety partnership of approximately \$1M annually.

The program has had an operating deficit in prior years that was funded by Dallas County. In FY 2017-18 and FY 2018-19, the delta is estimated to be approximately \$6.8M. The estimated FY 2017-18 and FY 2018-19 program expenses are \$11.8M while the program revenues and funding contributions account for \$5M.

Below is a summary of funding contributions by the City:

During FY 2012-13 and FY 2013-14, highway coverage remained the same and the City contributed \$800,000 to program expenses in FY 2012-13 and \$600,000.00 in FY 2013-14.

During FY 2014-15, FY 2015-16 and FY2016-17, highway coverage remained the same and the City contributed \$600,000.00 to cover program expenses.

For FY 2017-18 and FY 2018-19, highway coverage has and will remain the same and the City is being asked to contribute \$600,000.00 annually to cover program expenses.

Under this agreement, the Dallas County Sheriff’s Office manages traffic coverage in the following locations:

Loop 12 Trinity River to Interstate Highway (IH) 35/Loop 12 (Walton Walker) split

Woodall Rodgers Freeway from Central Expressway to Riverfront Boulevard

U.S. Highway 175 from IH 45 to City of Seagoville city limits

Interstate Highway 45 Woodall Rodgers Freeway to U.S. Highway 175

Interstate Highway 30 from the City of Irving city limits to the City of Mesquite city limits

Interstate Highway 35 from Woodall Rodgers Freeway to the city limits (North of IH 635) and from the IH 35/U.S. Highway 67 split to Woodall Rodgers Freeway

Interstate Highway 20 from the City of Balch Springs city limits to the City of Grand Prairie city limits

There have been recent discussions with the County regarding the potential to expand the program to increase coverage along Interstate Highway 75 and Interstate Highway 635. At this time, the County has indicated that they do not have the capacity to accommodate this coverage but the City will continue to work with the County to ensure that there is adequate highway coverage throughout the City. The below table represents metrics from the services provided by Dallas County under this agreement:

<u>Dallas County Sheriff</u>	<u>FY 2015-16</u>	<u>FY 2016-17</u>
Calls for Service	48,443	69,991
Traffic Accident Responses	6,588	5,833
Response Time (minutes)	9.03	9.9
Clearance Time (minutes)	21.8	21.7
Recovered Stolen Vehicles	94	69
Persons Arrested	1,231	1,203
Traffic Warning Issued	12,227	12,268

Speeding Tickets	3,828	8,498
DWI/DUI	253	211

PRIOR ACTION/REVIEW (COUNCIL, BOARDS, COMMISSIONS)

On January 22, 2014, City Council authorized a payment to the Dallas County Sheriff's Office to reimburse Dallas County for program expenses associated with the Dallas County Highway Traffic Program for the period October 1, 2013 through September 30, 2014, by Resolution No. 14-0188.

On June 17, 2015, City Council authorized a payment to the Dallas County Sheriff's Office to reimburse Dallas County for program expenses associated with the Dallas County Highway Traffic Program for the period October 1, 2014 through September 30, 2015, by Resolution No. 15-1244.

On May 11, 2016, City Council authorized a payment to the Dallas County Sheriff's Office for reimbursement of program expenses associated with the Dallas County Highway Traffic Program for the period October 1, 2015 through September 30, 2016, by Resolution No. 16-0731.

On June 14, 2017, City Council authorized a payment to the Dallas County Sheriff's Office for reimbursement of program expenses associated with the Dallas County Highway Traffic Program for the period October 1, 2016 through September 30, 2017, by Resolution No. 17-0939.

Information about this item was provided to the Public Safety and Criminal Justice Committee on September 24, 2018.

FISCAL INFORMATION

General Fund - \$1,200,000.00

FY 2017-18 \$600,000.00

FY 2018-19 \$600,000.00

<u>Council District</u>	<u>Amount</u>
1	\$ 133,332.00
2	\$ 133,332.00
3	\$ 133,332.00
4	\$ 133,334.00
5	\$ 133,334.00
6	\$ 133,334.00
7	\$ 133,334.00
8	\$ 133,334.00
14	\$ 133,334.00
Total	\$1,200,000.00

September 26, 2018

WHEREAS, Dallas County maintains a highway traffic program for limited-access facilities in portions of Dallas County Highway Traffic Program; and

WHEREAS, the Parties previously agreed upon a funding strategy for the Dallas County Highway Traffic Program to address an expected shortfall for FY 2012, FY 2013, FY 2014, FY 2015, FY 2016, FY 2017, FY 2018 and FY 2019; and

WHEREAS, given the success of the funding strategy for FY 2012, FY 2013, FY 2014, FY 2015, FY 2016, and FY 2017, the Parties now desire to enter into an agreement concerning the funding for the Dallas County Highway Traffic Program for FY 2018 and FY 2019; and

WHEREAS, in consideration of these premises, Dallas County and the City of Dallas, agree to reimburse program expenses associated with the Dallas County Highway Traffic Program.

Now, Therefore,

BE IT RESOLVED BY THE CITY COUNCIL OF THE CITY OF DALLAS:

SECTION 1. That the City Manager is hereby authorized to sign an Interlocal Agreement with the Dallas County Sheriff's Office, approved as to form by the City Attorney, for reimbursement of program expenses associated with the Dallas County Highway Traffic Program for the period October 1, 2017 through September 30, 2019, in an amount not to exceed \$1,200,000.00.

SECTION 2. That the Chief Financial Officer is hereby authorized to pay the Dallas County Sheriff's Office (Vendor 014003), in an amount not to exceed \$1,200,000.00 from General Fund, Fund 0001, Department DPD, Unit 2121, Object 3070, Encumbrance/Contract No. MASC-DPD-2018-00004999, Vendor 014003.

SECTION 3. That this resolution shall take effect immediately from and after its passage in accordance with the provisions of the Charter of the City of Dallas, and it is accordingly so resolved.



Agenda Information Sheet

File #: 18-860

Item #: 51.

STRATEGIC PRIORITY: Public Safety
AGENDA DATE: September 26, 2018
COUNCIL DISTRICT(S): N/A
DEPARTMENT: Police Department
EXECUTIVE: Jon Fortune

SUBJECT

Authorize the payments for parking fees for Dallas Police at Dallas County Frank Crowley Courts Building for five years - Estimated Annual Cost \$72,000.00 - Total amount not to exceed \$360,000.00 - Financing: General Fund (subject to annual appropriations)

BACKGROUND

This action will authorize payments for parking fees incurred by Dallas Police personnel who appear for court at the Dallas County Frank Crowley Court House.

The Dallas County owned parking lots located at the Frank Crowley Court House is currently managed by ABM Parking Services. Dallas County selected ABM Parking Services through a formal procurement process for the contract which is effective May 1, 2017 through April 30, 2022.

The current fee structure for Frank Crowley parking garages is \$3.00 for 0-30 min; \$4.00 for 31-60 min; \$5.00 for 61-90 min; and \$6.00 for 91 min or over. On average, 1,200 officers report for court during a given month.

This action will eliminate thousands of Dallas Police employee parking reimbursement requests and reduce the amount of staff time required to reimburse officers for out of pocket expenses.

PRIOR ACTION/REVIEW (COUNCIL, BOARDS, COMMISSIONS)

On November 12, 2014, City Council authorized the payment of parking fees for Dallas Police at Dallas County Frank Crowley Courts Building for five years by Resolution No. 14-1915.

Information about this item will be provided to the Public Safety and Criminal Justice Committee on September 24, 2018.

FISCAL INFORMATION

General Fund- \$360,000.00 (subject to annual appropriations)

September 26, 2018

WHEREAS, on December 6, 2013, Administrative Action No. 13-6951 authorized payment for parking fees at Dallas County Frank Crowley Courts building; and

WHEREAS, on November 12, 2014, City Council authorized the payment of parking fees for Dallas Police at Dallas County Frank Crowley Court Building for five years, by Resolution No. 14-1915; and

WHEREAS, this action will eliminate thousands of Dallas Police employee parking reimbursement requests and reduce the amount of staff time required to reimburse officers for out of pocket expenses.

Now, Therefore,

BE IT RESOLVED BY THE CITY COUNCIL OF THE CITY OF DALLAS:

SECTION 1. That the City Manager is hereby authorized to execute an agreement with ABM Parking Services (341514) or a successor, should an agreement be needed, after it has been approved as to form by the City Attorney.

SECTION 2. That the Chief Financial Officer is hereby authorized to disburse funds in an amount not to exceed \$360,000.00 (subject to annual appropriations) from Service Contract No. DPD-2018-00007774.

SECTION 3. That this resolution shall take effect immediately from and after its passage in accordance with the provisions of the Charter of the City of Dallas, and it is accordingly so resolved.