

# Memorandum



CITY OF DALLAS

DATE August 21, 2015

TO The Honorable Members of the Transportation and Trinity River Project Committee: Lee M. Kleinman (Chair), Deputy Mayor Pro Tem Erik Wilson (Vice-Chair), Sandy Greyson, Mayor Pro Tem Monica R. Alonzo, Adam Medrano, and Casey Thomas II

SUBJECT **Overview of Transportation Improvement Program (TIP)**

On Monday, August 24, 2015, you will be briefed on the Overview of Transportation Improvement Program (TIP) by the North Central Texas Council of Governments. The briefing materials are attached for your review.

Please feel free to contact me if you have any questions or concerns.

A handwritten signature in blue ink that reads "Theresa O'Donnell".

Theresa O'Donnell  
Chief Planning Officer

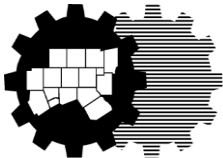
c: Honorable Mayor and Members of the City Council  
A.C. Gonzalez, City Manager  
Warren M.S. Ernst, City Attorney  
Craig D. Kinton, City Auditor  
Rosa A. Rios, City Secretary  
Daniel F. Solis, Administrative Judge  
Ryan S. Evans, First Assistant City Manager  
Eric D. Campbell, Assistant City Manager

Jill A. Jordan, P.E., Assistant City Manager  
Mark McDaniel, Assistant City Manager  
Joey Zapata, Assistant City Manager  
Jeanne Chipperfield, Chief Financial Officer  
Sana Syed, Public Information Officer  
Elsa Cantu, Assistant to the City Manager – Mayor & Council

# OVERVIEW OF TRANSPORTATION IMPROVEMENT PROGRAM (TIP)

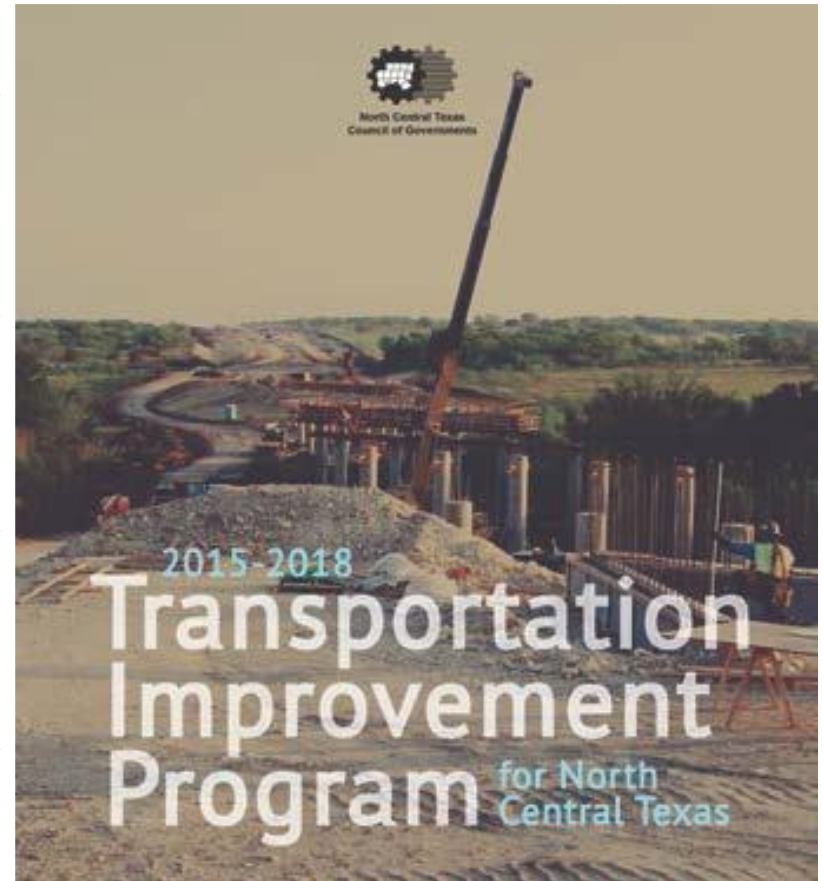
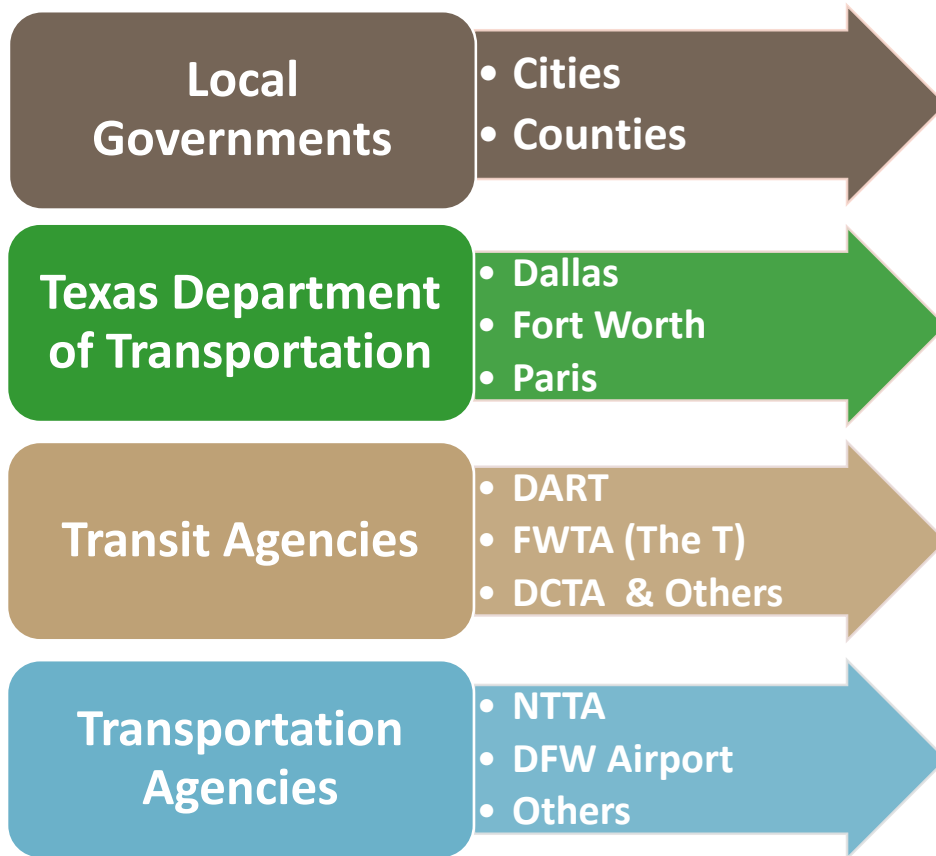
Transportation & Trinity River Project Committee

Monday, August 24, 2015



# TRANSPORTATION FUNDING AND PROJECT IMPLEMENTATION

A COLLABORATIVE EFFORT



# SCOPE OF PROGRAMMING EFFORTS

- \$6.4 billion in 2015-2018 TIP representing 753 projects
  - Roadway projects = \$5.5 billion and 351 active projects
  - Transit projects = \$0.7 billion and 308 active projects
  - Bike/pedestrian = \$0.2 billion and 94 active project
- 1,978 complete projects since 1992 at 6,056 locations
- Over 140 Local Governments/Agencies
- Liaison between Federal and State partners
  - TxDOT Dallas, Fort Worth, and Paris Districts
  - TxDOT Austin
  - Federal Highway Administration
  - Federal Transit Administration

# MAIN PROGRAMMING FUNCTIONS

## REGIONAL TRANSPORTATION COUNCIL (RTC) AND STAFF ROLES

### Regional Transportation Council (RTC) Approves:

- Project selection and funding
- TIP documents, currently 2015-2018
  - Transportation Improvement Program (TIP)
  - Statewide Transportation Improvement Program (STIP)
- Quarterly modifications to the TIP/STIP

### NCTCOG Staff

- Evaluates, selects, and recommends projects for RTC approval
- Develops the TIP document and quarterly modifications
- Provides project implementation assistance

# PROJECT SELECTION

## Occurs Through:

- Calls for projects
- Funding initiatives

## Involves:

- Competitive project selection (technical review),
- Strategic project selection (based on priorities), **OR**
- Partnerships (“roundtable discussions”)

## Timing:

- Federal and State funds = as funds become available
- Regional Toll Revenue, RTC/Local = as funds become available

# DEVELOPMENT OF THE TIP

- Inventory of funded projects
- Identifies
  - Scope of work
  - Approved funding types, amounts, and phases
  - Approved timing for projects
- Approved by the RTC
- Included in the Statewide TIP (STIP)
- Financially constrained using allocations from the Unified Transportation Program (UTP)

# MODIFICATION OF THE TIP

- Process for adding, deleting, or modifying projects in the TIP
- Governed by Regional Transportation Council policies
- Involves RTC Action Items, Previous Action Modifications, Administrative Amendments, and Staff Action Items
- Occurs on a quarterly cycle (February, May, August, & November)
- Established “TIP Points of Contact” must enter TIP modifications
- Requests for adding, deleting, or modifying projects must be submitted online by the quarterly deadline at <http://rtrinternal.nctcog.org>



# PROJECT MILESTONE POLICY

- Projects funded 10 or more years ago, in which construction has not started, need to be reapproved.
- Affects projects funded between 1992 and 2005/2006
- Intended outcomes of 10-year project policy include:
  - Increasing the amount of available funds for priority, “ready-to-go” projects
  - Providing a realistic assessment of project status for funding decision-making
  - Balancing project construction schedule capacity within the current financial constraints

# MILESTONE REAPPROVAL PROCESS

- Through TIP Development, agencies with projects on the 10-year project list will be notified about the listed projects.
- Agencies can justify keeping projects by:
  - Providing a realistic, achievable schedule
    - Schedule must receive North Central Texas Council of Governments (NCTCOG) & Texas Department of Transportation (TxDOT) concurrence
  - Providing documentation of policy board support
    - If projects are advancing imminently or have policy board approval within the last six months, new action is not needed (just submit latest approval documentation).
    - If policy support documentation is greater than six months old, new action is requested.
  - Documenting the availability of local matching funds

# TIP TEAM CONTACT INFORMATION

[www.nctcog.org/trans/tip](http://www.nctcog.org/trans/tip)

<u>Name</u>	<u>Title</u>	<u>Phone</u>	<u>E-mail</u> <u>@nctcog.org</u>
Christie Gotti	Sr. Program Manager	817 608 2338	cgotti
Laura Person	Administrative Assistant	817 608 2349	lperson
<b>Contacts by Subject:</b>			
<b>Funding Initiatives, RTR Projects &amp; Funding, Special Projects</b>			
Adam Beckom, AICP	Pr. Transportation Planner	817 608 2344	abeckom
Michael Overton, PhD	Transportation Planner II	817 704 5663	moverton
<b>TIP/STIP and Federal/State Projects</b>			
Ken Bunkley	Sr. Transportation Planner	817 695 9288	kbunkley
Matt Thompson	Transportation Planner II	817 704 5641	mthompson3
Rylea Roderick	Transportation Planner I	817 704 5642	rroderick
<b>Information Systems</b>			
Omar Barrios	Sr. Transportation Planner	817 608 2337	obarrios

# QUESTIONS/COMMENTS

# **REFERENCE MATERIALS:**

## **FUNDING PROGRAMS AND PROJECT ELIGIBILITY**

# FUNDING SOURCES

- STP-MM
- CMAQ
- Metropolitan Corridor
- RTC/Local
- Texas Mobility
- Toll Bonds
- DFW Regional Toll Revenue
- Proposition 14
- Proposition 12
- Proposition 1
- Proposition 7
- Transportation Alternatives Program
- Transportation Development Credits

# FUNDING SOURCES

## **STP-MM** Surface Transportation Program-Metropolitan Mobility

- Known as “Mobility Funds” or Category 7 funds
- Federal funds
- Selected by the RTC
- Used on capacity increasing projects (Freeway/HOV improvements, arterial street widenings/extensions, traffic flow improvements, air quality projects)
- Receive \$80-90M/year on average

## **CMAQ** Congestion Mitigation and Air Quality Improvement Program

- Known as “Air Quality Funds” or Category 5 funds
- Federal funds
- Selected by the RTC
- Used on projects with emissions benefits (traffic flow improvements, bus/rail transit expansion, other air quality projects)
- Receive \$60M/year on average

# FUNDING SOURCES

## CONTINUED

### Metropolitan Corridor Funds

- Also known as “Category 2” funds
- Combination of Federal and State funds
- Selected jointly by the RTC and TxDOT (generally through the Unified Transportation Program [UTP] approval process)
- Used on capacity increasing projects along major urban highway corridors
- Only available to projects on the state highway system
- \$30M/year on average, no funds after FY 2020

### RTC/Local Funds

- Local funds created by and available to the RTC
- Selected by the RTC
- Primarily used for Air Quality and Sustainable Development projects
- \$83M in authorized funds exist and are mostly programmed



# FUNDING SOURCES

## CONTINUED

### Texas Mobility Funds

- Funded by registration/user fees
- Used on major transit and highway projects
- Selected by the RTC, final approval by the Texas Transportation Commission
- May no longer be used by state for new projects
- Variable amount of funding

### Toll Bonds

- Funded by North Texas Tollway Authority (NTTA) or through Comprehensive Development Agreements (CDAs)  
[CDAs are Also Known as Public-Private Partnerships]
- Toll bonds typically used to finance projects that produce revenue such as toll roads and HOV/managed lane projects
- Variable amount of funding

# FUNDING SOURCES

## CONTINUED

### DFW Regional Toll Revenue (RTR) Funds

- Funded with toll proceeds from toll projects--NTTA or CDA
- Source of funds:
  - Up-front payment by tolling entity,
  - Excess revenue payment by tolling entity, or
  - Interest accrued on these funds
- May be spent on state highway system, public transit, or air quality projects
- Selected by the RTC with strong participation levels from local agencies (cities, counties, etc.)
- Final approval by the Texas Transportation Commission
- Variable amount of funding—to date, the region has received \$3.6 billion in RTR funds from SH 121 and SH 161

Continued 

# FUNDING SOURCES

## CONTINUED

### Proposition 14

- Revenue bonds backed by future dollars in Fund 6
- Fund monies may be spent to acquire right-of-way, build, maintain and police public roadways, and to enforce traffic and safety laws
- Helps to advance projects to reduce project backlog
- Does not bring new money to the table (debt financing)
- Variable amount of funding

### Proposition 12

- Backed by funds from the State's general fund
- Fund monies may be spent to acquire right-of-way, build, maintain and police public roadways, and to enforce traffic and safety laws
- Helps to advance projects to reduce project backlog
- Does not bring new money to the table (debt financing)
- Variable amount of funding

# FUNDING SOURCES

## CONTINUED

### Proposition 1

- Funds may be spent to engineer, acquire right-of-way, move utilities, construct, and maintain public highways (transit, bicycle/pedestrian, and toll roads are ineligible)
- Projects must be on the Interstate Highway System or on the State Highway System
- Allocations in future years will be dependent upon oil/gas prices and legislative support

### Proposition 7

- Vote pending by Texas voters in November 2015
- Funds may be spent to engineer, acquire right-of-way, move utilities, construct, and maintain public highways (transit, bicycle/pedestrian, and toll road projects are ineligible)
- Projects must be on the Interstate Highway System or on the State Highway System
- Allocations in future years will be dependent upon sales/excise tax receipts and legislative support

# FUNDING SOURCES

## CONTINUED

### Transportation Development Credits (TDCs)

- TDCs are “earned” by the region when toll revenues are used to fund capital projects on public highways
- TDCs are not money or cash
- They do not increase funding for a given project
- Eligible “match” to federal funding award
- 465 million credits available presently in DFW region
- 140+ million TDCs programmed to date

### Transportation Alternatives Program

- Funds alternative transportation projects, including pedestrian and bicycle facilities, access to public transportation, enhanced mobility, and safe routes to school
- A portion of TAP funds selected by the RTC and a portion is selected by TxDOT
- On average, \$7M is available for RTC selection per year

# FINDING PROJECT-SPECIFIC INFORMATION

The screenshot shows the NCTCOG website with a navigation menu on the left and a main content area. The navigation menu includes links for About Us, Committees, Get Involved, Links, Maps & Data, Program Areas, Publications, RFPs, Topics A-L, Topics M-Z, Traveler Information, and Transportation Home. The main content area features a search bar, a breadcrumb trail (Home > Transportation > Print this page), and a title for the Transportation Funding and the Transportation Improvement Program. Below the title is a paragraph describing the program and a list of general information, recent activities, and funding initiatives. A blue arrow points from a green callout box to the 'Project Search Engine' link in the 'Recent Activities' section.

**NCTCOG**  
North Central Texas Council of Governments

Search NCTCOG GO

Programs > Topics A-J > Topics K-Z > Departments > Services > About Us

transportation  
Home > Transportation  
Print this page

## Transportation Funding and the Transportation Improvement Program

Within metropolitan areas across the country, regional transportation projects are tracked through Transportation Improvement Programs. The Transportation Improvement Program (TIP) is a staged, multiyear program of projects approved for funding by federal, state, and local sources within the Dallas-Fort Worth area. Every two years, the North Central Texas Council of Governments (NCTCOG), in cooperation with the Texas Department of Transportation (TxDOT), local governments, and transportation agencies, develops a new TIP.

### General Information

- [Frequently Asked Questions about the TIP](#)
- [How are transportation projects funded?](#)

### Recent Activities

- [August 22, 2014--TIP Project Implementation Workshop](#)


### Transportation Improvement Program

- [2015-2018 TIP approved by FHWA/FTA on Dec. 2, 2014](#)
- [Modification of the TIP](#)

#### Previous TIPs

- 2013-2016 TIP
- 2011-2014 TIP - 2011 Amendment
- 2008-2011 TIP - 2009 Amendment
- 2006-2008 TIP
- 2004-2006 TIP

- [TIPINS Project Search Engine - updated August 2015](#)

-  RAPTS

- [Annual Project Listings](#)

### Funding Initiatives/Calls for Projects

- [Proposition 1 Funding Program](#)
- [Transportation Development Credits \(TDCs\)](#)
- [TIGER--Transportation Investment Generating Economic Recovery](#)
- [American Recovery and Reinvestment Act of 2009](#)
- [2011 Pass-Through Toll Financing of Highway Projects](#)
- [Proposition 12 recommendations -- RTC approved 6/2/2011](#)
- [2007 Regional Toll Revenue Funding Initiative](#)


## TIPINS -- Transportation Improvement Program Information System

- [Project Search Engine](#)

[www.nctcog.org/trans/tip](http://www.nctcog.org/trans/tip)

# TIPINS HOMEPAGE

<http://nctcog.org/trans/tip/tipins>

**NCTCOG**  
North Central Texas Council of Governments

**GO**

---

[Programs](#) > [Topics A-J](#) > [Topics K-Z](#) > [Departments](#) > [Services](#) > [About Us](#)

---

**transportation**

[About Us](#) > [Committees](#) > [Get Involved](#) > [Links](#) > [Maps & Data](#) > [Program Areas](#) > [Publications](#) > [RFPs](#) > [Topics A-L](#) > [Topics M-Z](#) > [Traveler Information](#) > [Transportation Home](#)


[Home](#) > [Transportation](#) > [Transportation Funding and Transportation Improvement Program \(TIP\)](#)  
[Print this page](#)

## TIPINS: Transportation Improvement Program Information System

Welcome to TIPINS, NCTCOG's Transportation Improvement Program Information System! These pages are designed to provide information about the Transportation Improvement Program (TIP) projects in the Dallas-Fort Worth metropolitan planning area. The system was last updated in August 2015 and includes projects selected or programmed by the Regional Transportation Council, TxDOT, and local agencies. [What is the TIP?](#)

Please select one of the following methods to begin your TIP search:

- [Query](#) using parameters that you input (such as city and project type)
- Use [interactive map](#) to identify projects in your area of interest (this takes you to our [dfwmaps.com](#) site; look under Transportation -> Improvement Project section for layer controls and legends)

  ▼8/4/2015 05:29/2009 LMP

[CONTACT US](#) | [SITE MAP](#) | [LEGAL](#) | [SYSTEM REQUIREMENTS](#)

North Central Texas Council of Governments | 616 Six Flags Drive P.O. Box 5888 Arlington, TX 76005-5888  
Main Operator: (817) 640-3300 | Fax: (817) 640-7806



# FINDING PROJECT-SPECIFIC INFORMATION

The screenshot shows the NCTCOG website header with the logo and navigation menu. The main content area is titled "Transportation Funding and the Transportation Improvement Program". It includes a description of the program, a "General Information" section with links to FAQs and funding information, a "Recent Activities" section with a link to a 2014 workshop, and a "Transportation Improvement Program" section with links to previous TIPs and a search engine. A "RAPTS" logo is also visible.



Online RTR and TIP Database

[www.nctcog.org/trans/tip](http://www.nctcog.org/trans/tip)



- Regional Toll Revenue (RTR) Program
- Events and Timeline
- Fund and Project Tracking System
- Transportation Home
- Agency Administration Home

## Regional Toll Revenue Program RSS

Receive updates with

Select Language ▼



The Regional Toll Revenue program expedites transportation projects by providing desperately needed funding.

The Texas Legislature enabled the Texas Department of Transportation to consider public- and private-sector partnerships to finance roadways. The result is a completed project with a toll component and revenue for transportation projects.

Reliance on traditional funding sources will not be sufficient to meet mobility needs of the growing region.

Increasing costs, an aging infrastructure system and decreasing revenue contribute to a funding shortfall. A general summary of how transportation projects move from idea to funding to implementation is available.

+ [SH 121 and Other Transportation Projects](#)

+ [RTR Calls for Projects](#)



+ [RTR Fund and Project Tracking System](#)

+ [Implementing Local Entity Projects with RTR Funds](#)

+ [RTR Workshops](#)

+ [Understanding RTR Accounts and Policies](#)


# RTR PROJECT IMPLEMENTATION ASSISTANCE

## AND

# FINDING PROJECT- SPECIFIC INFORMATION

# REGIONAL TOLL REVENUE HOMEPAGE

<http://nctcog.org/trans/rtr/>


Revenue and Project Tracking System

[dashboard](#) [funding](#) [projects](#) [archived reports](#) [definitions](#) [contact us](#)

[My Projects](#) ↑

[SH 121 RTR Funding Balances as of September 30, 2014](#) ↓

Description	Account 1	Account 2	Total
<b>RTR Initial Allocation</b>	\$2,459,931,000	\$737,173,248	\$3,197,104,248
Interest Received	\$188,501,731	\$45,929,067	\$234,430,798
Equity Reclassifications	\$14,724,988	-\$7,662,553	\$7,062,435
Loan Payoffs Received	\$8,000,000	\$282,550,120	\$290,550,120
Project Disbursements	-\$1,491,751,239	-\$619,620,803	-\$2,111,372,042
<b>RTR Investment Balance</b>	<b>\$1,179,406,480</b>	<b>\$438,369,079</b>	<b>\$1,617,775,559</b>
<b>Advances to Local Entities</b>	<b>\$1,478,769,107</b>	<b>\$100,078,533</b>	<b>\$1,578,847,640</b>
Local Entity Interest	\$15,249,477	\$92,229	\$15,341,706
Local Entity Expenditures	-\$290,399,936	-\$22,006,618	-\$312,406,554
<b>RTR Funds Balance as of 9/30/2014*</b>	<b>\$2,383,025,128</b>	<b>\$516,533,223</b>	<b>\$2,899,558,351</b>

\* = Spent to Date amounts are less than TxDOT reported expenditures to reflect the unused advance balances being held by Local RTR Entities by \$1,266,441,086

[SH 121 RTR Project Commitments](#) ↓

Description	Account 1	Account 2	Total
<b>RTR Initial Balances</b>	\$2,459,931,000	\$737,173,248	\$3,197,104,248
Interest Earned	\$188,501,731	\$45,929,067	\$234,430,798
Equity Reclassifications	\$14,724,988	-\$7,662,553	\$7,062,435
<b>Current Committed Projects*</b>	<b>-\$2,718,676,262</b>	<b>-\$615,953,819</b>	<b>-\$3,334,630,081</b>
<b>Loan Committed Projects*</b>	<b>-\$7,058,400</b>	<b>-\$500,459,103</b>	<b>-\$507,517,503</b>
Loan Payoffs Received	\$8,000,000	\$282,550,120	\$290,550,120
<b>Funds for Future projects</b>	<b>-\$54,576,943</b>	<b>-\$58,423,040</b>	<b>-\$112,999,983</b>

\* = Committed Funds are as of November 1, 2014  
\*\*Negative Available Funds are Committed Loans to be paid back in near term.


[SH 161 RTR Funding Balances as of September 30, 2014](#) ↑

[SH 161 RTR Project Commitments](#) ↑

[Available Reports](#) ↑

# REGIONAL TOLL REVENUE TRACKING SYSTEM

<http://rtr.nctcog.org/>



**Revenue and Project Tracking System**

REGIONAL TOLL REVENUE [dashboard](#) [funding](#) [projects](#) [archived reports](#) [definitions](#) [contact us](#)


## SH 121 RTR Funding Balances By County as of September 30, 2014

County	RTR Initial Allocation	Interest Received	Spent To Date	Reclassifications	Ending Balances
<a href="#">COLLIN</a>	\$873,675,036	\$73,057,533	\$865,507,051	\$25,746,766	\$106,972,284
<a href="#">DALLAS</a>	\$509,618,479	\$26,928,027	\$1,009,119,007	\$79,919,686	\$-392,652,815
<a href="#">DENTON</a>	\$1,608,602,851	\$120,785,174	\$937,424,306	\$19,907	\$791,983,626
<a href="#">ELLIS</a>	\$3,568,674	\$918,605	\$54,945,481	\$24,100,000	\$-26,358,202
<a href="#">HOOD</a>	\$0	\$0	\$0	\$0	\$0
<a href="#">HUNT</a>	\$0	\$0	\$0	\$0	\$0
<a href="#">JOHNSON</a>	\$4,198,212	\$211,437	\$0	\$-4,409,649	\$0
<a href="#">KAUFMAN</a>	\$2,727,555	\$432,903	\$21,330,350	\$9,094,826	\$-9,075,066
<a href="#">PARKER</a>	\$3,411,047	\$171,877	\$0	\$-3,582,839	\$85
<a href="#">ROCKWALL</a>	\$8,490,069	\$1,171,116	\$69,701,821	\$23,142,344	\$-36,898,292
<a href="#">TARRANT</a>	\$117,812,324	\$5,933,437	\$2,266,472	\$-120,234,516	\$1,244,773
<a href="#">WISE</a>	\$0	\$0	\$0	\$0	\$0
<a href="#">EAST SET ASIDES</a>	\$37,600,000	\$3,438,113	\$8,687,923	\$2,048,488	\$34,398,678
<a href="#">WEST SET ASIDES</a>	\$27,400,000	\$1,382,579	\$0	\$-28,782,579	\$0
<a href="#">VARIOUS</a>	\$0	\$0	\$0	\$0	\$0
<b>Total</b>	<b>\$3,197,104,247</b>	<b>\$234,430,801</b>	<b>\$2,968,982,411</b>	<b>\$7,062,434</b>	<b>\$469,615,071</b>

## SH 121 RTR Project Commitments By County

County	RTR Initial Allocation	Interest Received	Reclassifications	Project Commitments	Loan Commitments	Funds for Future Projects
<a href="#">COLLIN</a>	\$873,675,036	\$73,057,533	\$25,746,766	\$982,008,526	\$0	\$-9,529,191
<a href="#">DALLAS</a>	\$509,618,479	\$26,928,027	\$79,919,686	\$494,264,611	\$507,517,503	\$-385,315,922
<a href="#">DENTON</a>	\$1,608,602,851	\$120,785,174	\$19,907	\$1,694,050,678	\$0	\$35,357,254
<a href="#">ELLIS</a>	\$3,568,674	\$918,605	\$24,100,000	\$28,400,000	\$0	\$187,279
<a href="#">HOOD</a>	\$0	\$0	\$0	\$0	\$0	\$0
<a href="#">HUNT</a>	\$0	\$0	\$0	\$0	\$0	\$0
<a href="#">JOHNSON</a>	\$4,198,212	\$211,437	\$-4,409,649	\$0	\$0	\$0
<a href="#">KAUFMAN</a>	\$2,727,555	\$432,903	\$9,094,826	\$27,146,210	\$0	\$-14,890,926
<a href="#">PARKER</a>	\$3,411,047	\$171,877	\$-3,582,839	\$0	\$0	\$85
<a href="#">ROCKWALL</a>	\$8,490,069	\$1,171,116	\$23,142,344	\$33,372,344	\$0	\$-568,815
<a href="#">TARRANT</a>	\$117,812,324	\$5,933,437	\$-120,234,516	\$45,805,245	\$0	\$-42,294,000
<a href="#">WISE</a>	\$0	\$0	\$0	\$0	\$0	\$0
<a href="#">EAST SET ASIDES</a>	\$37,600,000	\$3,438,113	\$2,048,488	\$29,582,467	\$0	\$13,504,134
<a href="#">WEST SET ASIDES</a>	\$27,400,000	\$1,382,579	\$-28,782,579	\$0	\$0	\$0

# REGIONAL TOLL REVENUE REPORT SAMPLE



## Revenue and Project Tracking System

dashboard funding projects archived reports definitions contact us

### Search for Projects By...

Search By:

- Agency
- City
- Completed Project
- Congressional District
- CSJ Code
- Facility/Project Name
- Fiscal Year
- Funding Type
- Let Project
- Loaned Project
- Off System
- On System
- Project County
- Project Type
- Selection Process
- STIP Cycle
- TIP Code
- Zip Code

Search


#### Searching for Projects

1. Select the search type in the pulldown.
2. Select one or more items in the lower list.

Note: When searching by county, the search is performed based upon project location rather than funding county.

Note: To select multiple items, hold the control key while clicking on items in the list.

#### Search By Map



[Go to map search](#)

### Search Results

Select Report:

Project List