

Memorandum



CITY OF DALLAS

DATE July 23, 2021

TO Honorable Mayor and Members of the City Council

SUBJECT **Public Safety Dashboards- June 2021 - Revised**

Each month the Public Safety Committee receives monthly dashboards from the public safety departments. Due to the Council recess and the fact that there are no committee meetings scheduled for July, a copy of the June Dashboards were provided via memorandum on July 16, 2021. However, a correction to the overtime budget and total budget information has been made. The updated dashboard is attached for your awareness and review.

Please let me know if you have any questions.

A handwritten signature in cursive script that reads "Jon Fortune".

Jon Fortune
Assistant City Manager
[Attachment]

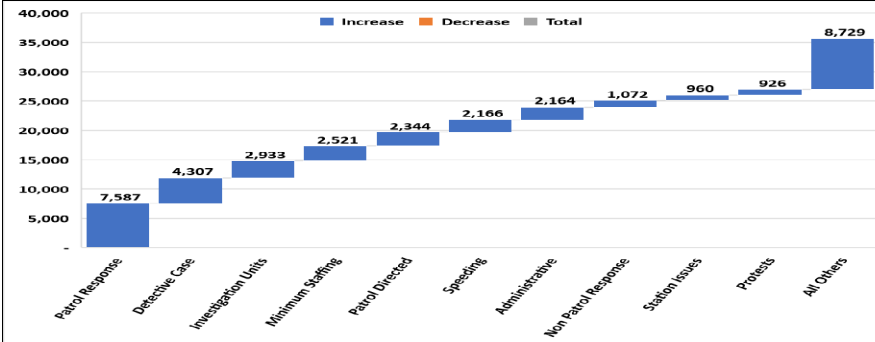
c: T.C. Broadnax, City Manager
Chris Caso, City Attorney
Mark Swann, City Auditor
Biliera Johnson, City Secretary
Preston Robinson, Administrative Judge
Kimberly Bizer Tolbert, Chief of Staff to the City Manager

Majed A. Al-Ghafry, Assistant City Manager
Joey Zapata, Assistant City Manager
Dr. Eric A. Johnson, Chief of Economic Development and Neighborhood Services
M. Elizabeth Reich, Chief Financial Officer
M. Elizabeth (Liz) Cedillo-Pereira, Chief of Equity, and Inclusion
Directors and Assistant Directors

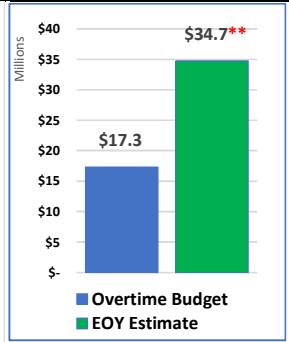
Dallas Police Department Dashboard 6/30/2021

FY20-21 BUDGET

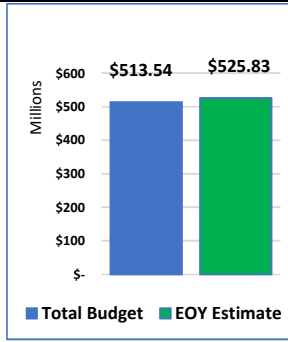
June Top 10 OT Activity Codes (By Hrs.)*



Sworn Overtime

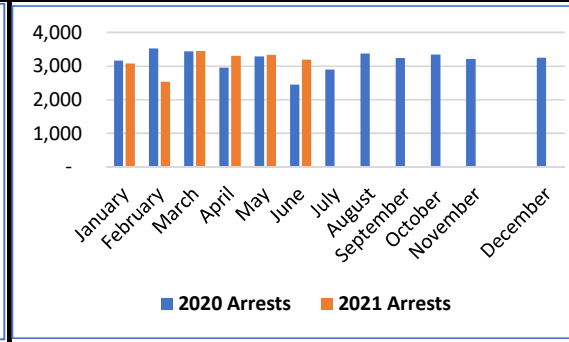


Total Budget



CRIME REPORTING *****

Total Arrests



Year to Date Crime (NIBRS) January 1, 2021 - June 30, 2021

Offense	2021	2020	Count DIFF	% Change	Clearance Rate
Person					
Assault Offenses	14,048	14,256	-208	-1.5%	62.1%
Agg Assault FV	998	919	79	8.6%	
Simple Assault FV	5,502	5,593	-91	-1.6%	
Homicide Offenses	123	104	19	18.3%	75.9%
Murder & Nonnegligent Manslaughter	102	96	6	6.3%	
Human Trafficking	20	15	5	33.3%	76.2%
Kidnapping / Abduction	74	83	-9	-10.8%	73.2%
Sex Offenses, Forcible	367	376	-9	-2.4%	86.6%
Sex Offenses, Nonforcible	-	-	0	-	-
Sub-Total	14,632	14,834	-202	-1.4%	62.9%
Property					
Arson	104	94	10	10.6%	10.6%
Bribery	1	4	-3	-	0.0%
Burglary / Breaking & Entering	3,165	4,136	-971	-23.5%	7.3%
Counterfeiting / Forgery	157	294	-137	-46.6%	17.2%
Destruction / Vandalism	5,043	5,269	-226	-4.3%	10.3%
Embezzlement	101	120	-19	-15.8%	20.8%
Extortion / Blackmail	8	2	6	-	0.0%
Fraud	991	994	-3	-0.3%	51.1%
Larceny / Theft	13,426	13,030	396	3.0%	4.2%
Motor Vehicle Theft	5,142	5,228	-86	-1.6%	9.1%
Robbery	1,274	1,717	-443	-25.8%	26.3%
Stolen Property Offenses	239	50	189	378.0%	90.4%
Sub-Total	29,651	30,938	-1,287	-4.2%	9.8%
Society					
Animal Cruelty	42	58	-16	-27.6%	16.7%
Drug / Narcotics	5,099	2,844	2,255	79.3%	67.9%
Gambling	30	34	-4	-11.8%	0.0%
Pornography / Obscene Material	13	23	-10	-43.5%	84.6%
Prostitution Offenses	165	246	-81	-32.9%	89.2%
Weapon Law Violations	1,448	935	513	54.9%	78.7%
Sub-Total	6,797	4,140	2,657	64.2%	70.2%
Total	51,080	49,912	1,168	2.3%	32.1%

SWORN STAFFING AND HIRING

Function***	2021 Assigned	2020 Assigned	2019 Assigned
CBD	86	101	101
Central	188	180	185
NE	341	354	315
SE	313	305	297
SW	281	285	270
NW	249	245	237
NC	186	185	182
SC	320	325	285
Nuisance Abatement	9	7	8
Community Affairs (NPO)	70		
Right Care	13		
Patrol Total	2,056	1,987	1,880
Support	191	487	592
Administrative	120		
Investigations	470	652	629
Tactical and Special Ops	245		
Total	3,082	3,126	3,101

PATROL PERFORMANCE YEAR TO DATE

Division	Crime Change by Division				Response time	
	Person	Property	MTD Total	YTD Total	Priority 1	Priority 2
CBD						
Central	12.26%	12.38%	18.19%	19.58%	6.50	24.92
NE	-3.96%	-0.63%	-13.01%	3.05%	8.28	32.57
SE	-12.48%	-19.37%	-1.62%	-9.73%	7.95	37.45
SW	-1.17%	-9.91%	-5.42%	-0.48%	7.67	25.71
NW	17.39%	-1.08%	0.17%	7.16%	9.06	28.15
NC	7.04%	5.67%	6.02%	7.54%	8.54	27.51
SC	-5.11%	-19.37%	-6.62%	-5.11%	7.75	

*CBD crime and response time data included in Central

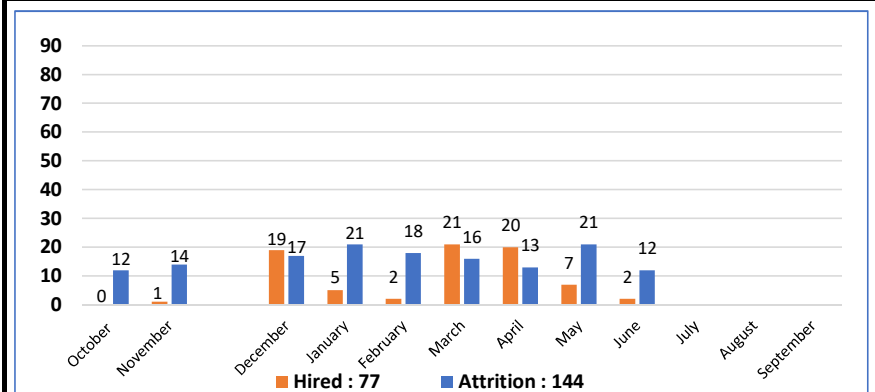
INTERNAL AFFAIRS

Complaint Type	2021 YTD	2020 YTD	% Change
Investigations Completed	206	160	28.8%
Use of Force Complaints Received	11	29	-62.1%
Investigations Over 200 Days *****			
Active Investigations	12	Awaiting Chief of Police Hearing	0
Investigation suspended	10	Awaiting Bureau Chief Hearing	4
Awaiting Corrective Action	12	Total	38

COMMUNICATIONS

911 Call Center Information			
911 Calls MTD	June Avg Answer	June Service Level	
201,143	10 Seconds	55.3%	
911 Operator Staffing			
Trainee	Operator	Actual	Authorized
0	84	84	97

FY 20-21 Hiring and Attrition



FY20-21 Hiring Goal : 150



Top 911 Calls

Type	Calls YTD	June-2021	June-2020
Major Disturbance	54,368	9,338	9,861
Other Incidents	28,329	5,413	4,902
Other Escalated	26,967	4,783	4,950
Suspicious Person	11,832	2,030	2,137
Minor Accident	14,785	2,864	2,076
Business Alarm	9,445	1,723	1,637
Major Accident	8,948	1,655	1,299
Loud Music	11,600	1,853	2,026
Burg Motor Veh	1,693	426	196
Crisis Intervention	5,926	1,025	937
911 Hang-up	4,694	946	590

June Reports

Expeditor Reports	DORS Reports
1,124	1,376

Dispatched Calls and Response Time

Date	Priority 1 Response Time	Priority 2 Response Time	Priority 3 Response Time	Priority 4 Response Time	Dispatched 911 Calls
Jun-21	8.19	35.87	179.23	251.54	49,786
YTD 2021	7.95	29.43	122.59	171.24	274,281
Jun-20	9.48	30.88	102.79	137.41	48,727
YTD 2020	10.06	26.43	85.55	117.41	287,529

Notes:

*DPD recently refined its >180 OT activity codes. New overtime activity codes further improve internal management opportunities as well as improve clarity/transparency to City Council. Results of these changes are now reflected in this report.

**YE estimate based on FY21's YTD expenditure trends.

***Support: Youth Outreach, Communications, Staff Review, Academy, Auto Pound, Detention Services, Crime Analysis, Property Recovery.

Tac and Special Ops: Love Field, SWAT, Traffic, Helicopter, Mounted / K9, Gang.

Administrative: Executive Staff and Assistants, Personnel, Records, Legal, Property Room, Planning, Financial. (Police Academy Trainees (79)).

****Other Incident Calls - used when a call is received but does not fit into any other category of signals. Ex. harassing phone calls, criminal trespass, death notifications

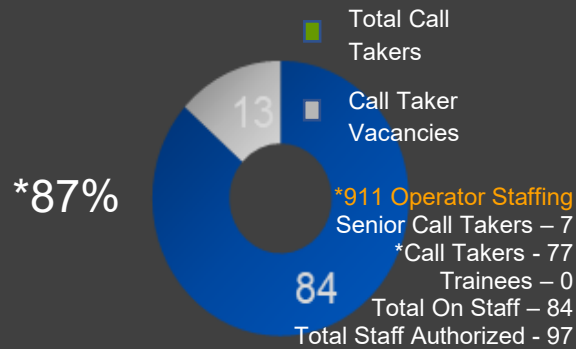
*****Other Escalated Calls - used when a call is received but does not fit into any other category of signals and is a priority in nature. Ex. person walking on the shoulder of freeway, suspicious activity that could lead to an. offense

***** Crime reporting now includes NIBRS data. Data is preliminary.

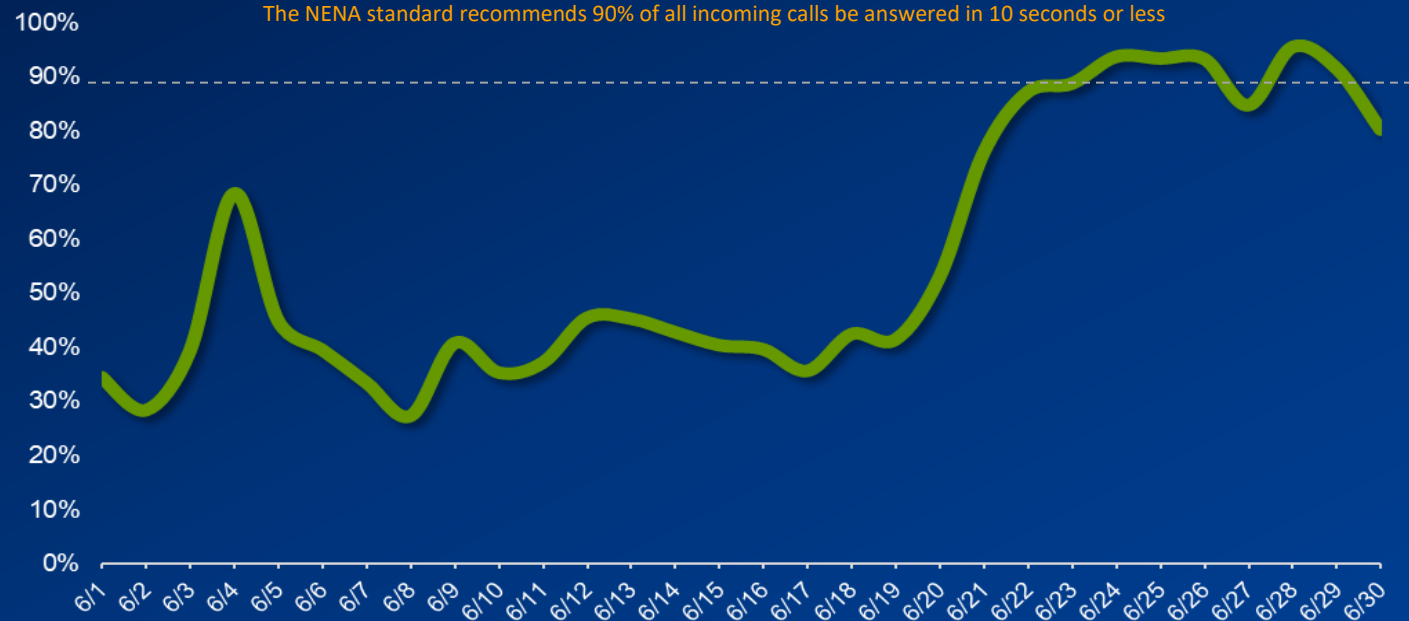
***** Investigations suspended : Awaiting criminal investigation. Awaiting Corrective Action: Cases not involving suspension or termination .

9-1-1 Communications Dashboard

Call Center Staffing



June 2021 Service Levels



June 2021 Service Level

55.32%

Staffing Updated 6/21



YTD Service Level Jan 1 – June 30, 2021

59.85%



Average Answer Time June 2021

0:10



June 2021 Total 911 Calls

201,143



Call Takers in Training

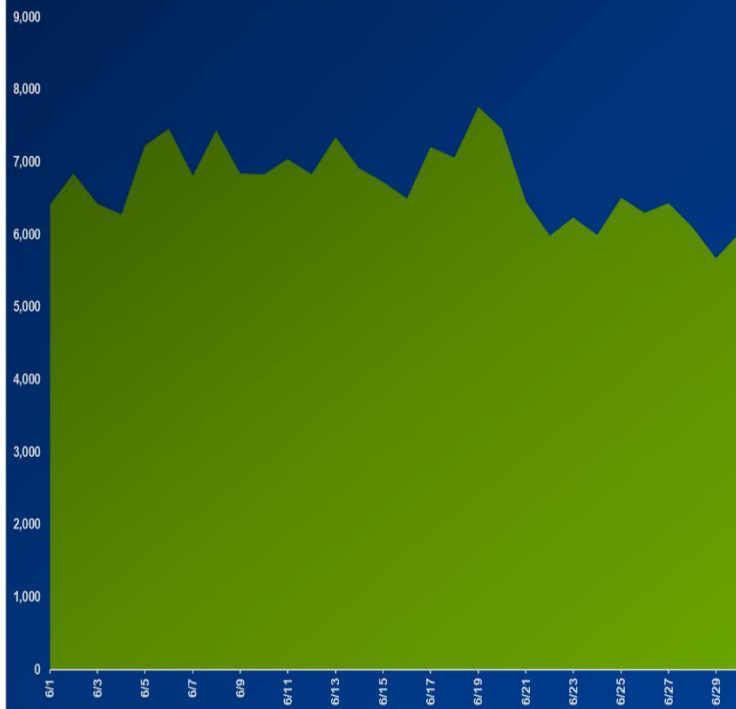
0



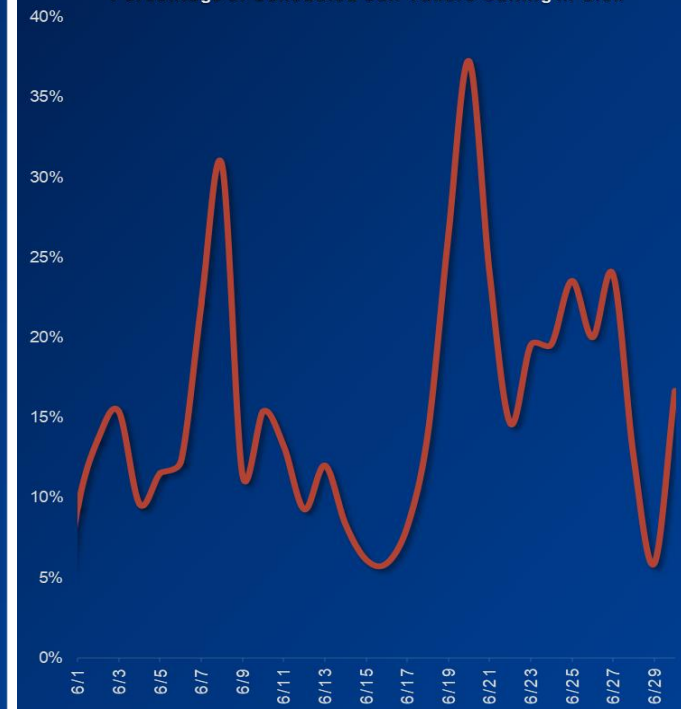
Call Takers in Background

12

June 2021 Emergency Calls Received



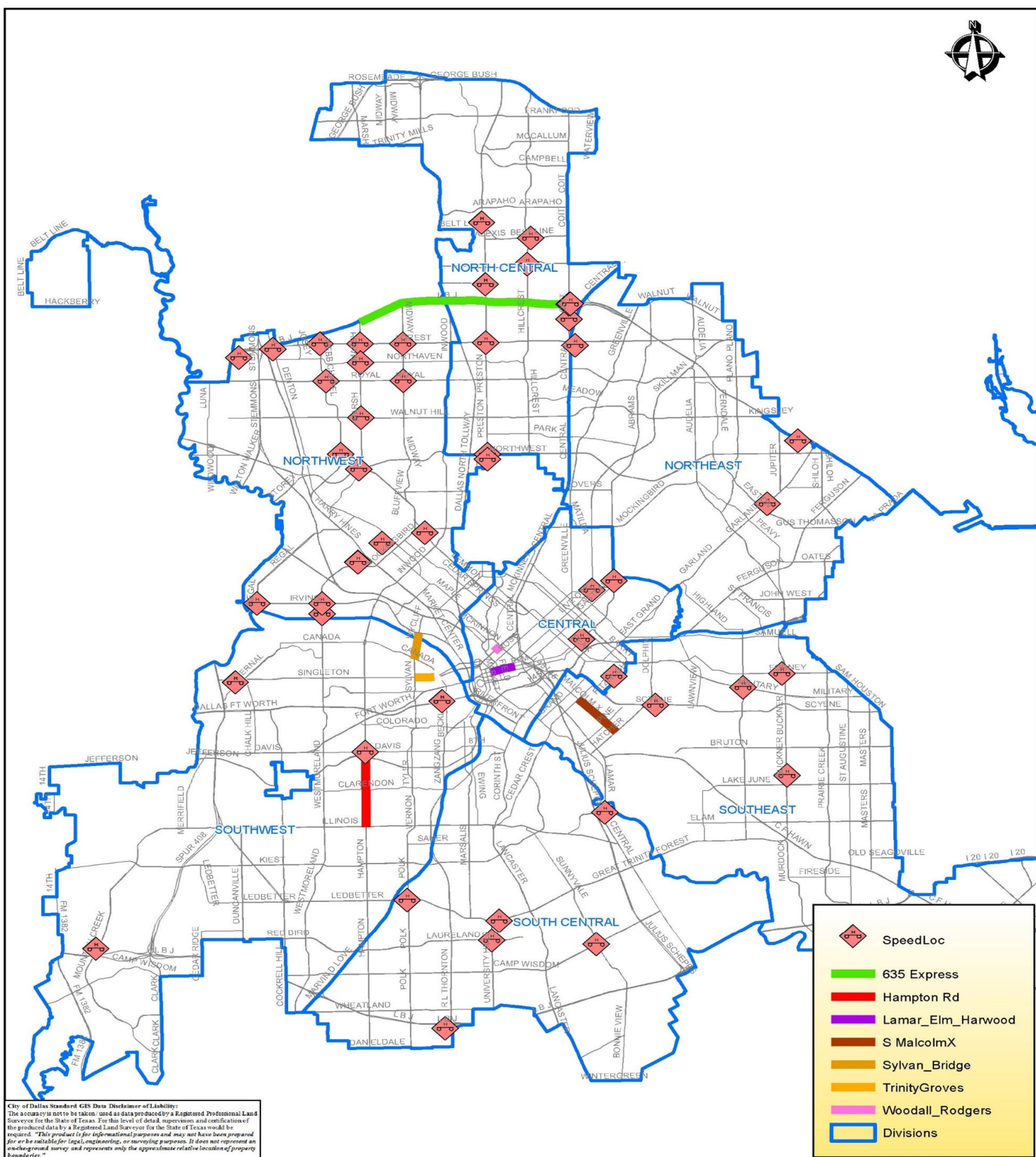
Percentage of Scheduled Call Takers Calling in Sick



**The total authorized staffing number has been adjusted to reflect the actual budget authorization.*

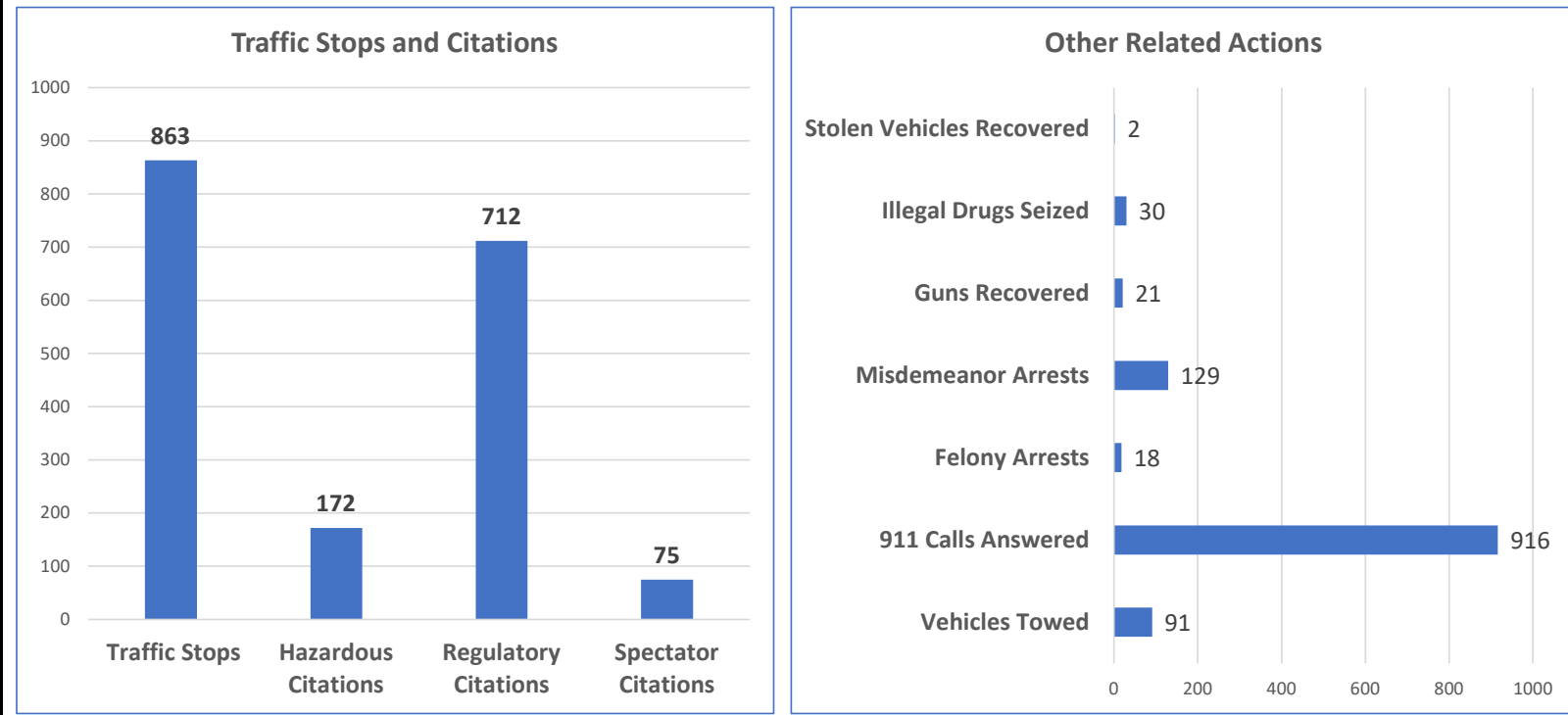
Dallas Police Department Racing / Speeding Dashboard 6/30/2021

Racing / Speeding Hotspots

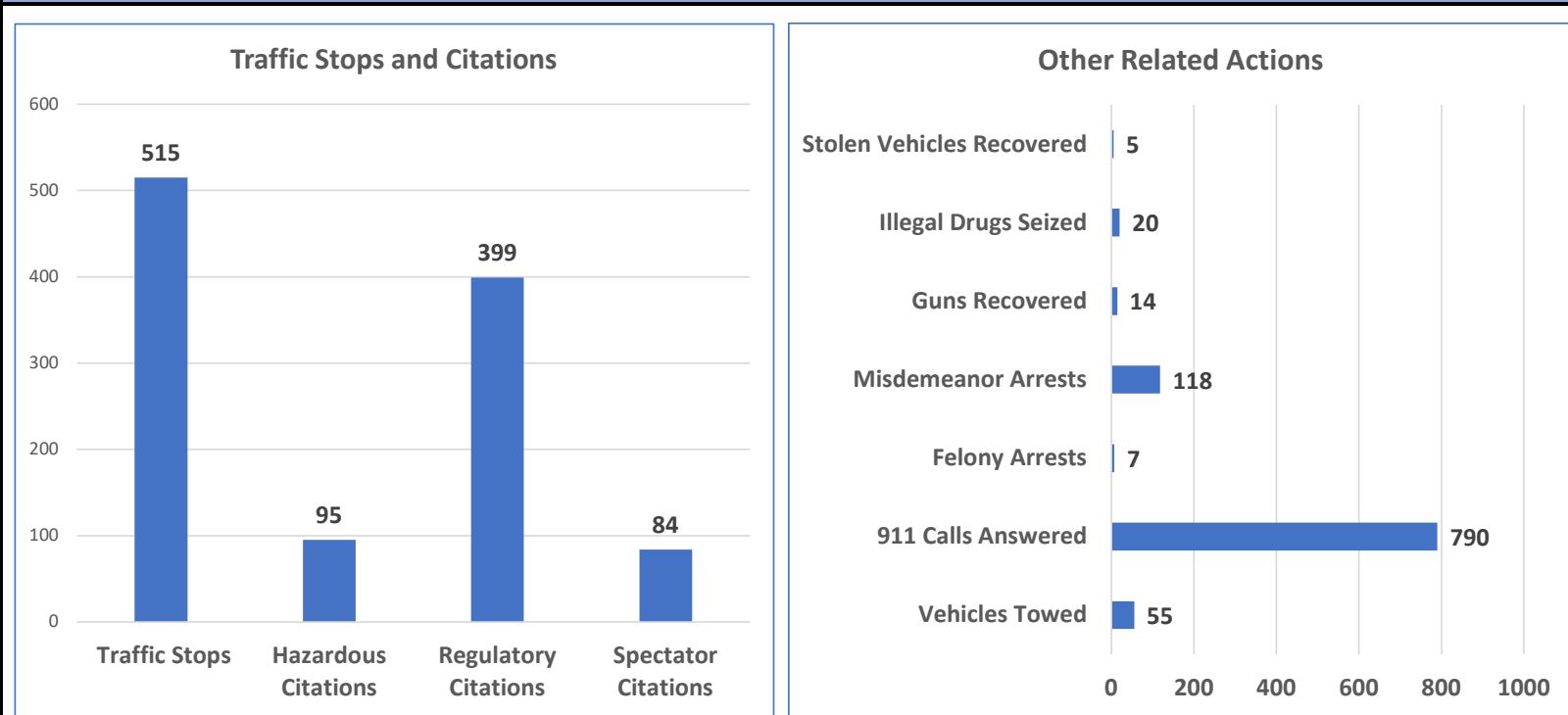


Racing / Speeding Operational Activity

May



June



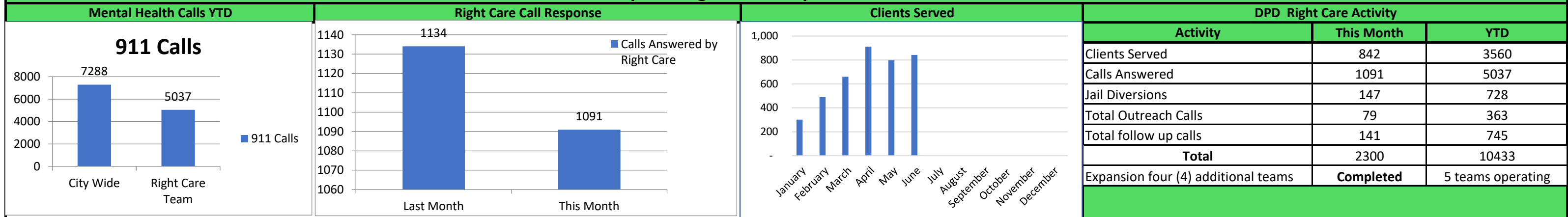
Notes:

Hazardous Citations: Citations involving safety violations such as red light / stop sign violations.

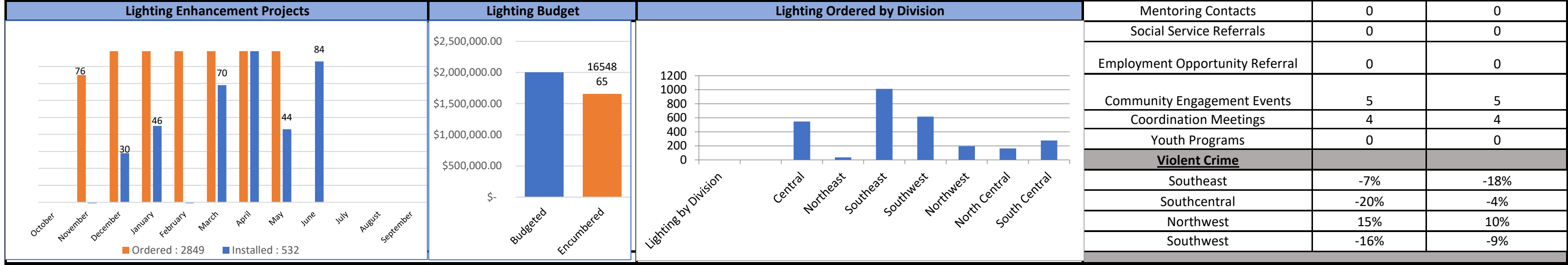
Regulatory Citations: Citations of an administrative violation such as registration, insurance, driver's license.

Office of Integrated Public Safety Solutions - June 2021 Dashboard

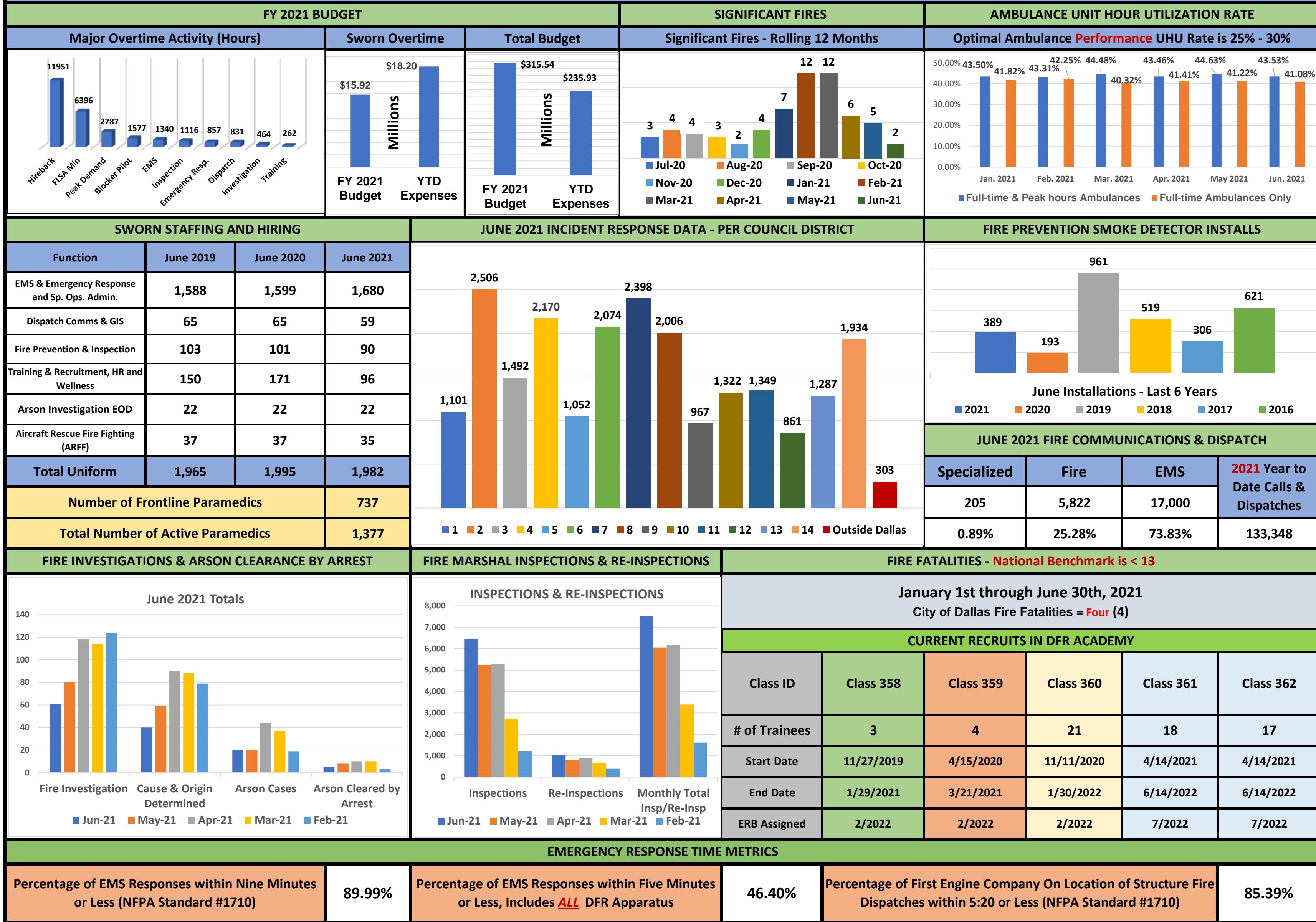
Rapid Integrated Group Healthcare Team



RISK - Nuisance Abatement			Risk Terrain Modeling Area Environmental Interventions			Crisis Intervention		
Activity	This Month	YTD	Interventions	This Month	YTD	Personnel Hiring		
Properties Investigated	63	404	Code violations identified and worked	498	4014	Manager III	Offer Letter	
Contacts with property owners	54	281	Code cases complete by owner compliance	13	313	Caseworker Supervisors	Submitted for posting	
Meetings attended	79	531	Code cases complete through city intervention	70	395	Caseworkers		
Cases closed	3	24	Commercial business inspections	86	541			
Active Cases	New Case	Open Cases	Vacant lots remediated	58	263			
Central Open Cases	0	1	Zoning cases worked	87	638	Behavioral Health contracts		
Northeast Open Cases	0	10	Substandard structure cases worked	58	355	Interlocal agreements are currently being written with the North Texas Behavioral Health Authority and Metrocare		
			Percentage Increase or Decrease	Malcolm X/Marburg Illinois Ave				
			Calls for police this year vs last year	-33%	-15%			
			Criminal offenses this year vs last year	-28%	-10%			
Southeast Open Cases	0	13	Integrated Public Safety Solutions Engagement Report			City Funded Violence Interruption Programs		
Southwest Open Cases	0	8	Citywide Department Collaboration Meetings			Youth Advocate Programs began violence interruption on June 21, 2021		
Northwest Open Cases	1	4						
North Central Open Cases	1	7	Community Meetings			Violence Interruption Contacts		
South Central Open Cases	1	18						
Total Cases	3	61	Presentations conducted			Mentoring Contacts		
Staffing			Citywide Department Collaboration Meetings			Social Service Referrals		
Authorized								
Current								
Sergeant	1	1	Community Meetings			Employment Opportunity Referral		
Detectives	7	7						
Intelligence Officer	1	1	Presentations conducted			Community Engagement Events		

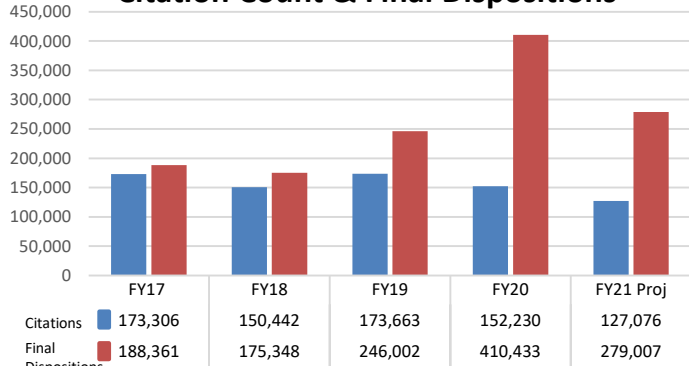


Dallas Fire-Rescue Department Dashboard: Month Ending June 30, 2021

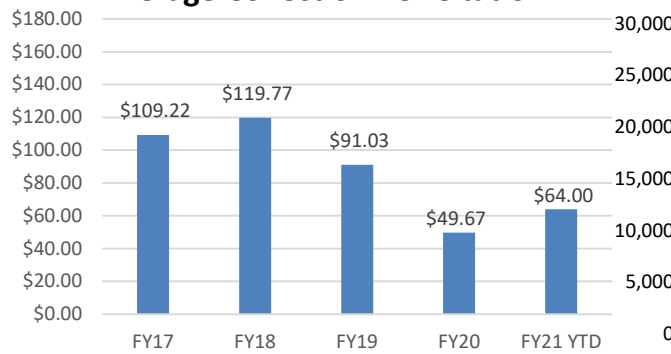


Municipal Court Dashboard: Month Ending June 30, 2021

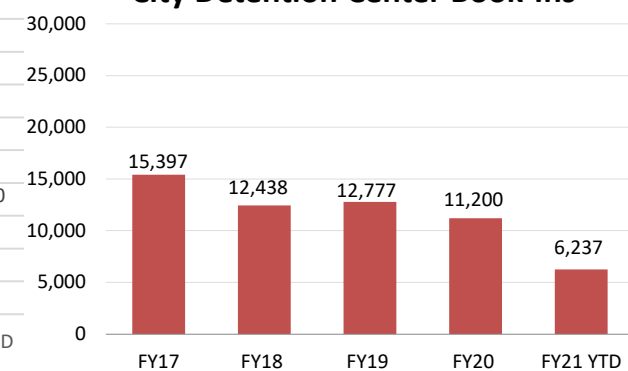
Citation Count & Final Dispositions



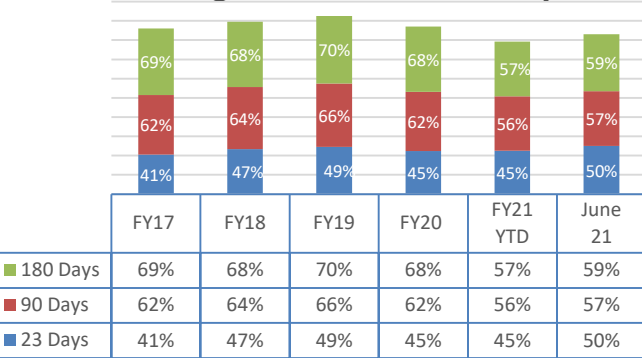
Average Collection Per Citation



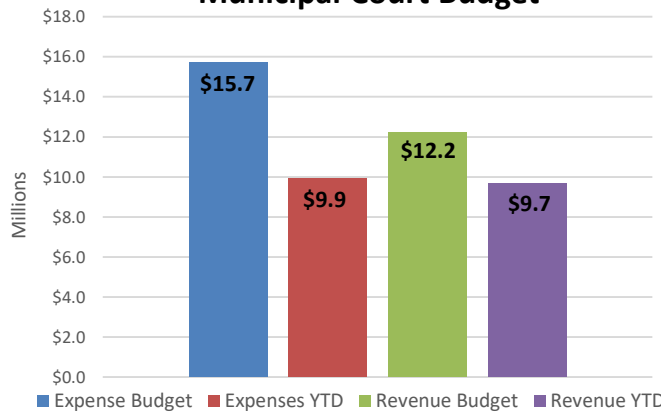
City Detention Center Book-Ins



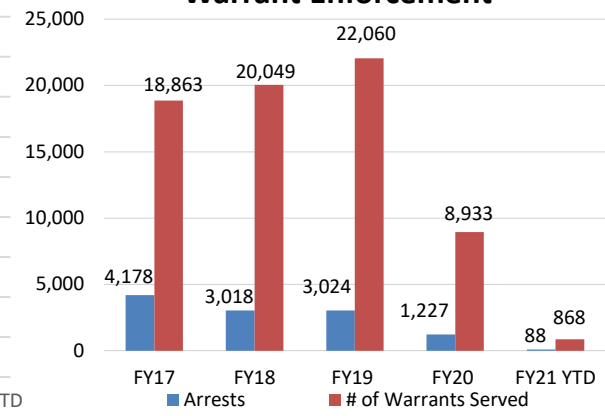
Defendant's Cumulative Response Rate Looking Back 23, 90 & 180 Days



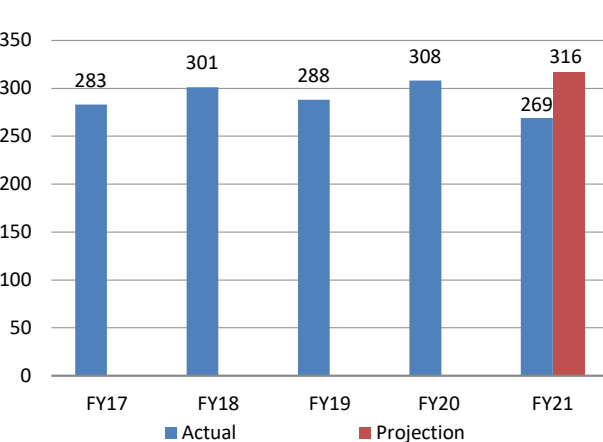
*Municipal Court Budget



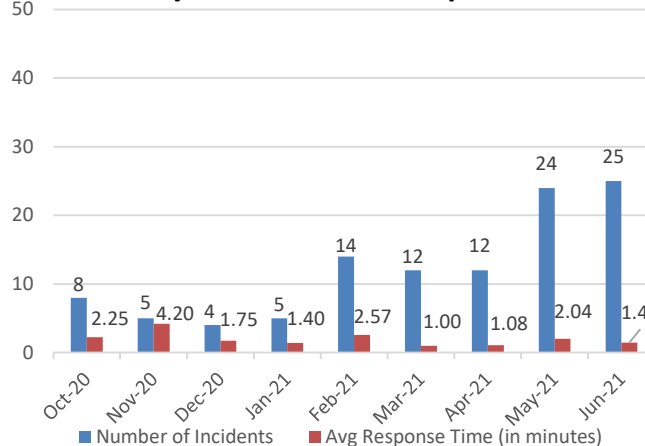
Warrant Enforcement



Environmental Cases Filed



Security Incidents and Response Time



Courthouse Dispositions

