

Memorandum



CITY OF DALLAS

DATE July 16, 2021

TO Honorable Mayor and Members of the City Council

SUBJECT **Public Safety Dashboards- June 2021**

Each month the Public Safety Committee receives monthly dashboards from the public safety departments. Due to the Council recess and the fact that there are no committee meetings scheduled for July, I have attached a copy of the June Dashboards for your awareness and review.

Please let me know if you have any questions.

A handwritten signature in cursive script that reads "Jon Fortune".

Jon Fortune
Assistant City Manager
[Attachment]

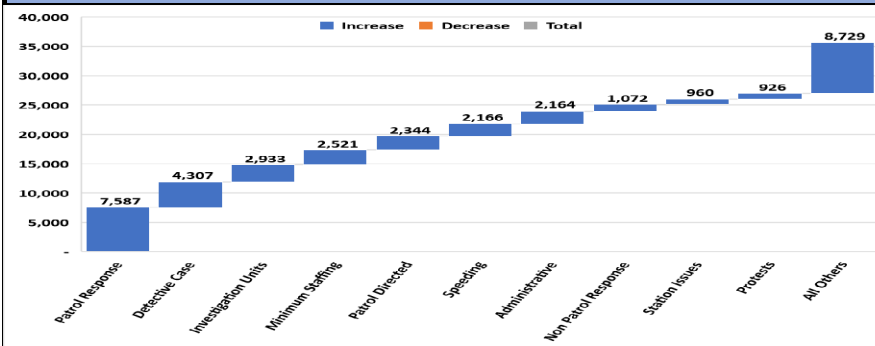
c: T.C. Broadnax, City Manager
Chris Caso, City Attorney
Mark Swann, City Auditor
Biliera Johnson, City Secretary
Preston Robinson, Administrative Judge
Kimberly Bizer Tolbert, Chief of Staff to the City Manager

Majed A. Al-Ghafry, Assistant City Manager
Joey Zapata, Assistant City Manager
Dr. Eric A. Johnson, Chief of Economic Development and Neighborhood Services
M. Elizabeth Reich, Chief Financial Officer
M. Elizabeth (Liz) Cedillo-Pereira, Chief of Equity, and Inclusion
Directors and Assistant Directors

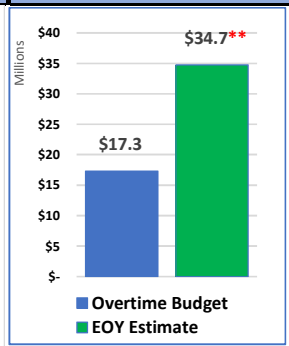
Dallas Police Department Dashboard 6/30/2021

FY20-21 BUDGET

June Top 10 OT Activity Codes (By Hrs.)*



Sworn Overtime

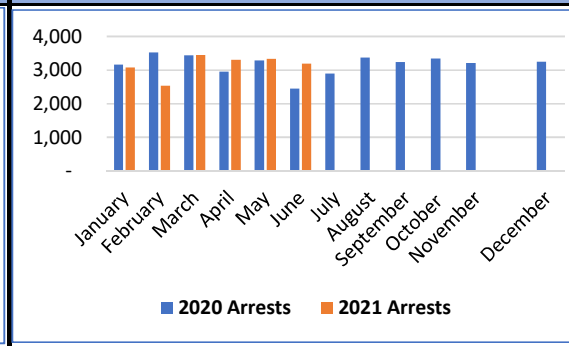


Total Budget



CRIME REPORTING *****

Total Arrests



Year to Date Crime (NIBRS)

January 1, 2021 - June 30, 2021					
Offense	2021	2020	Count DIFF	% Change	Clearance Rate
Person					
Assault Offenses	14,048	14,256	-208	-1.5%	62.1%
Agg Assault FV	998	919	79	8.6%	
Simple Assault FV	5,502	5,593	-91	-1.6%	
Homicide Offenses	123	104	19	18.3%	75.9%
Murder & Nonnegligent Manslaughter	102	96	6	6.3%	
Human Trafficking	20	15	5	33.3%	76.2%
Kidnapping / Abduction	74	83	-9	-10.8%	73.2%
Sex Offenses, Forcible	367	376	-9	-2.4%	86.6%
Sex Offenses, Nonforcible	-	-	0	-	-
Sub-Total	14,632	14,834	-202	-1.4%	62.9%
Property					
Arson	104	94	10	10.6%	10.6%
Bribery	1	4	-3	-	0.0%
Burglary / Breaking & Entering	3,165	4,136	-971	-23.5%	7.3%
Counterfeiting / Forgery	157	294	-137	-46.6%	17.2%
Destruction / Vandalism	5,043	5,269	-226	-4.3%	10.3%
Embezzlement	101	120	-19	-15.8%	20.8%
Extortion / Blackmail	8	2	6	-	0.0%
Fraud	991	994	-3	-0.3%	51.1%
Larceny / Theft	13,426	13,030	396	3.0%	4.2%
Motor Vehicle Theft	5,142	5,228	-86	-1.6%	9.1%
Robbery	1,274	1,717	-443	-25.8%	26.3%
Stolen Property Offenses	239	50	189	378.0%	90.4%
Sub-Total	29,651	30,938	-1,287	-4.2%	9.8%
Society					
Animal Cruelty	42	58	-16	-27.6%	16.7%
Drug / Narcotics	5,099	2,844	2,255	79.3%	67.9%
Gambling	30	34	-4	-11.8%	0.0%
Pornography / Obscene Material	13	23	-10	-43.5%	84.6%
Prostitution Offenses	165	246	-81	-32.9%	89.2%
Weapon Law Violations	1,448	935	513	54.9%	78.7%
Sub-Total	6,797	4,140	2,657	64.2%	70.2%
Total	51,080	49,912	1,168	2.3%	32.1%

SWORN STAFFING AND HIRING

Function***	2021 Assigned	2020 Assigned	2019 Assigned
CBD	86	101	101
Central	188	180	185
NE	341	354	315
SE	313	305	297
SW	281	285	270
NW	249	245	237
NC	186	185	182
SC	320	325	285
Nuisance Abatement	9	7	8
Community Affairs (NPO)	70		
Right Care	13		
Patrol Total	2,056	1,987	1,880
Support	191	487	592
Administrative	120		
Investigations	470	652	629
Tactical and Special Ops	245		
Total	3,082	3,126	3,101

PATROL PERFORMANCE

YEAR TO DATE

Division	Crime Change by Division				Response time	
	Person	Property	MTD Total	YTD Total	Priority 1	Priority 2
CBD						
Central	12.26%	12.38%	18.19%	19.58%	6.50	24.92
NE	-3.96%	-0.63%	-13.01%	3.05%	8.28	32.57
SE	-12.48%	-19.37%	-1.62%	-9.73%	7.95	37.45
SW	-1.17%	-9.91%	-5.42%	-0.48%	7.67	25.71
NW	17.39%	-1.08%	0.17%	7.16%	9.06	28.15
NC	7.04%	5.67%	6.02%	7.54%	8.54	27.51
SC	-5.11%	-19.37%	-6.62%	-5.11%	7.75	

*CBD crime and response time data included in Central

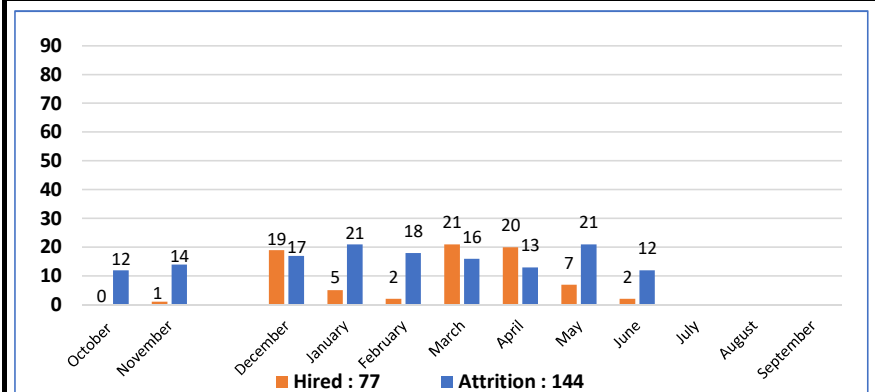
INTERNAL AFFAIRS

Complaint Type	2021 YTD	2020 YTD	% Change
Investigations Completed	206	160	28.8%
Use of Force Complaints Received	11	29	-62.1%
Investigations Over 200 Days *****			
Active Investigations	12	Awaiting Chief of Police Hearing	0
Investigation suspended	10	Awaiting Bureau Chief Hearing	4
Awaiting Corrective Action	12	Total	38

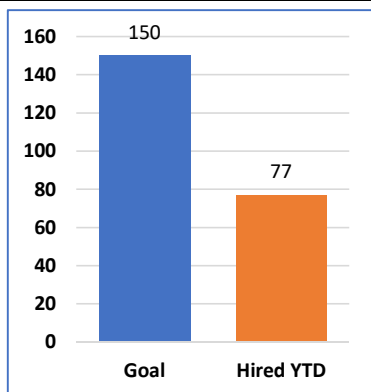
COMMUNICATIONS

911 Call Center Information			
911 Calls MTD	June Avg Answer	June Service Level	
201,143	10 Seconds	55.3%	
911 Operator Staffing			
Trainee	Operator	Actual	Authorized
0	84	84	97

FY 20-21 Hiring and Attrition



FY20-21 Hiring Goal : 150



Top 911 Calls

Type	Calls YTD	June-2021	June-2020
Major Disturbance	54,368	9,338	9,861
Other Incidents	28,329	5,413	4,902
Other Escalated	26,967	4,783	4,950
Suspicious Person	11,832	2,030	2,137
Minor Accident	14,785	2,864	2,076
Business Alarm	9,445	1,723	1,637
Major Accident	8,948	1,655	1,299
Loud Music	11,600	1,853	2,026
Burg Motor Veh	1,693	426	196
Crisis Intervention	5,926	1,025	937
911 Hang-up	4,694	946	590

June Reports

Expeditor Reports	DORS Reports
1,124	1,376

Dispatched Calls and Response Time

Date	Priority 1 Response Time	Priority 2 Response Time	Priority 3 Response Time	Priority 4 Response Time	Dispatched 911 Calls
Jun-21	8.19	35.87	179.23	251.54	49,786
YTD 2021	7.95	29.43	122.59	171.24	274,281
Jun-20	9.48	30.88	102.79	137.41	48,727
YTD 2020	10.06	26.43	85.55	117.41	287,529

Notes:

*DPD recently refined its >180 OT activity codes. New overtime activity codes further improve internal management opportunities as well as improve clarity/transparency to City Council. Results of these changes are now reflected in this report.

**YE estimate based on FY21's YTD expenditure trends.

***Support: Youth Outreach, Communications, Staff Review, Academy, Auto Pound, Detention Services, Crime Analysis, Property Recovery.

Tac and Special Ops: Love Field, SWAT, Traffic, Helicopter, Mounted / K9, Gang.

Administrative: Executive Staff and Assistants, Personnel, Records, Legal, Property Room, Planning, Financial. (Police Academy Trainees (79)).

****Other Incident Calls - used when a call is received but does not fit into any other category of signals. Ex. harassing phone calls, criminal trespass, death notifications

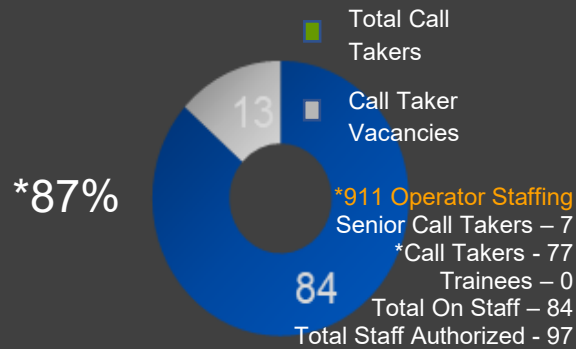
*****Other Escalated Calls - used when a call is received but does not fit into any other category of signals and is a priority in nature. Ex. person walking on the shoulder of freeway, suspicious activity that could lead to an. offense

***** Crime reporting now includes NIBRS data. Data is preliminary.

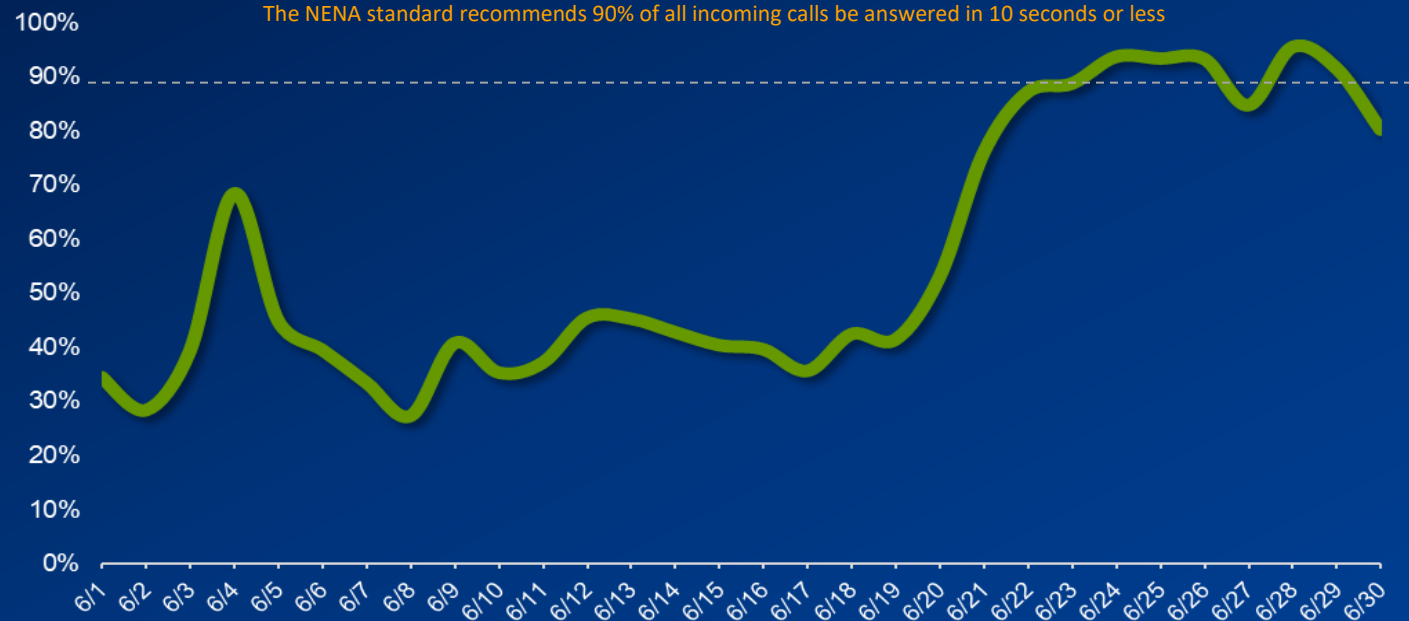
***** Investigations suspended : Awaiting criminal investigation. Awaiting Corrective Action: Cases not involving suspension or termination .

9-1-1 Communications Dashboard

Call Center Staffing



June 2021 Service Levels



June 2021 Service Level

55.32%

Staffing Updated 6/21



YTD Service Level Jan 1 – June 30, 2021

59.85%



Average Answer Time June 2021

0:10



June 2021 Total 911 Calls

201,143



Call Takers in Training

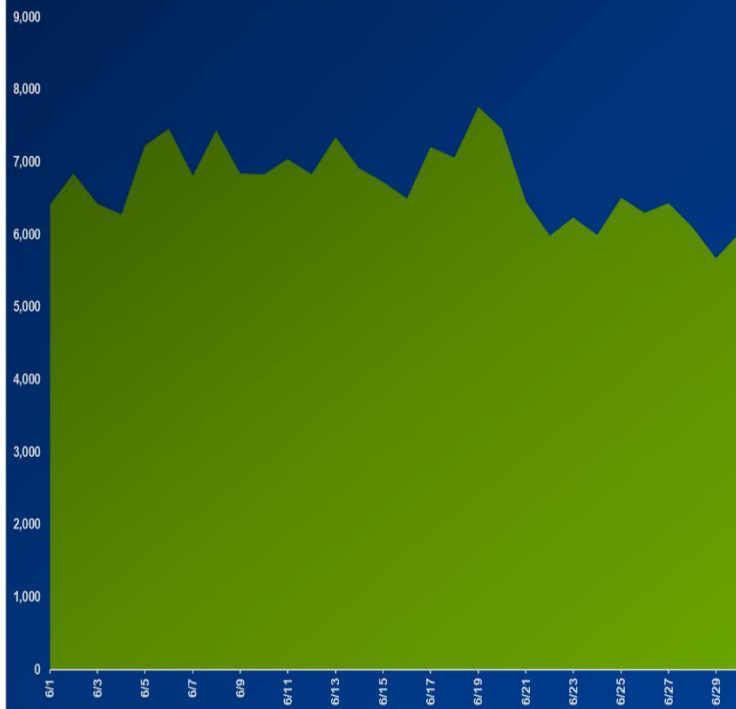
0



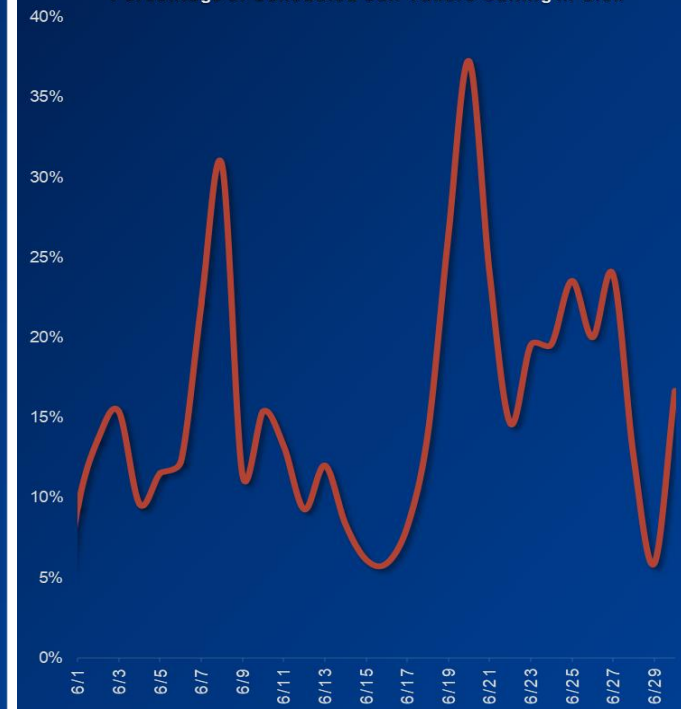
Call Takers in Background

12

June 2021 Emergency Calls Received



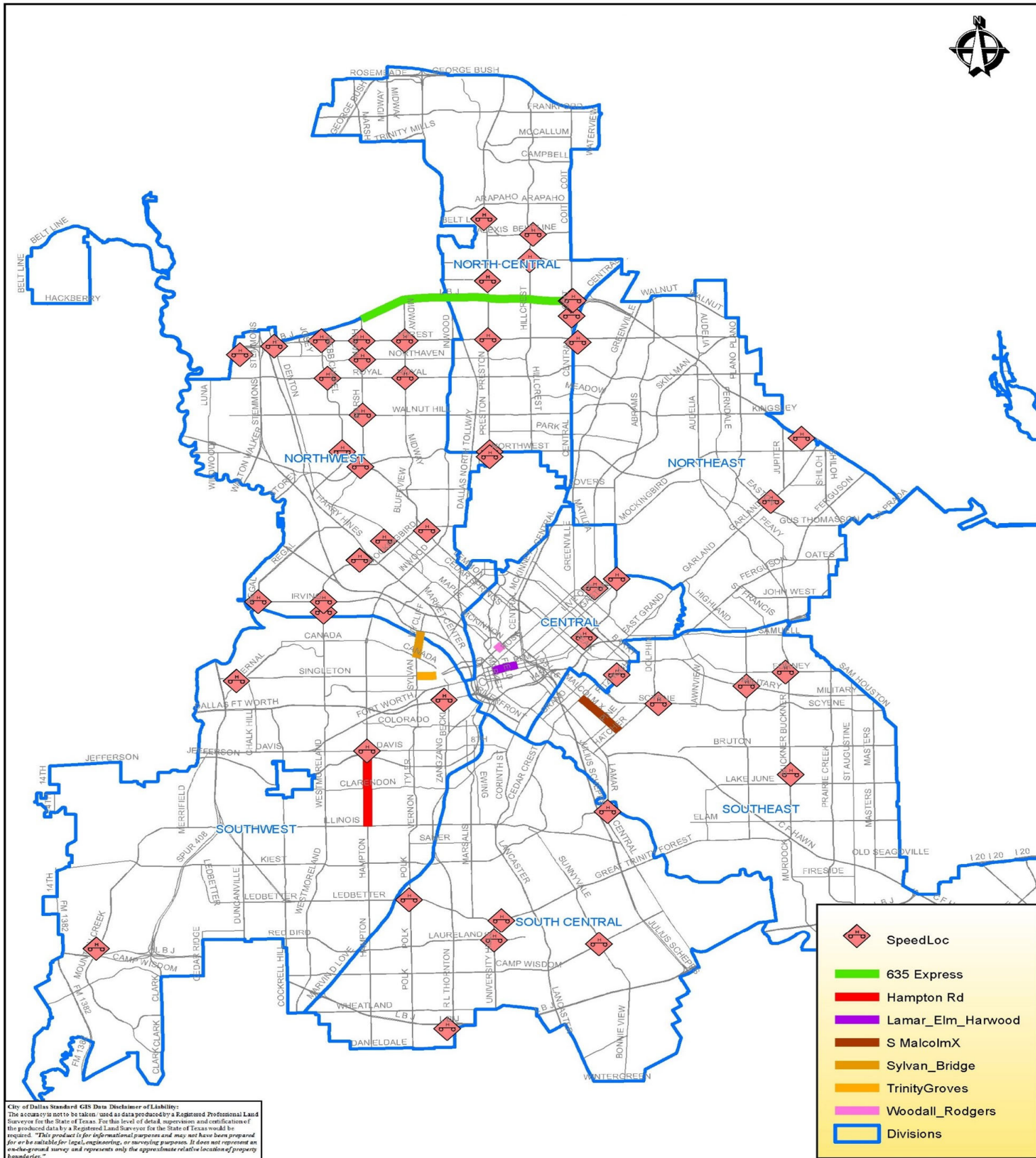
Percentage of Scheduled Call Takers Calling in Sick



**The total authorized staffing number has been adjusted to reflect the actual budget authorization.*

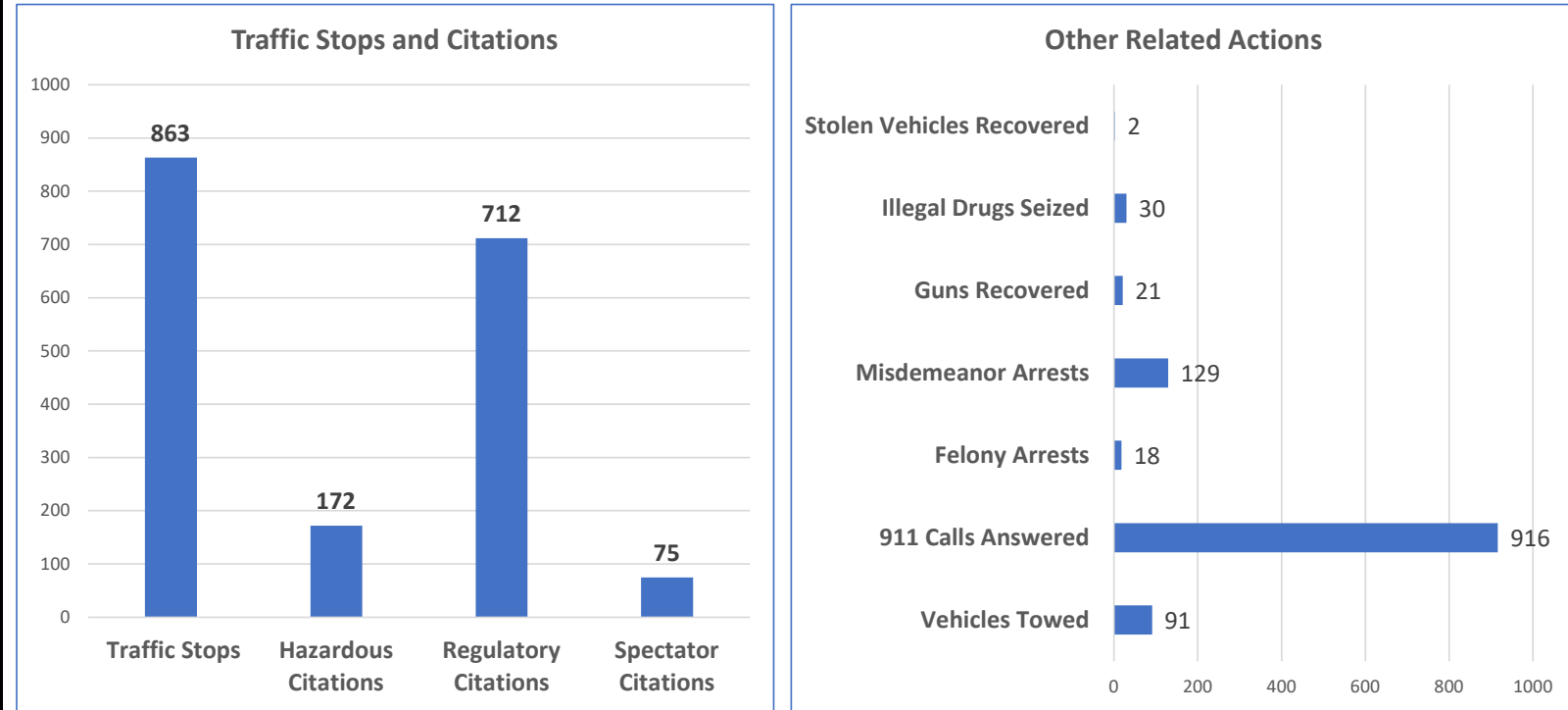
Dallas Police Department Racing / Speeding Dashboard 6/30/2021

Racing / Speeding Hotspots

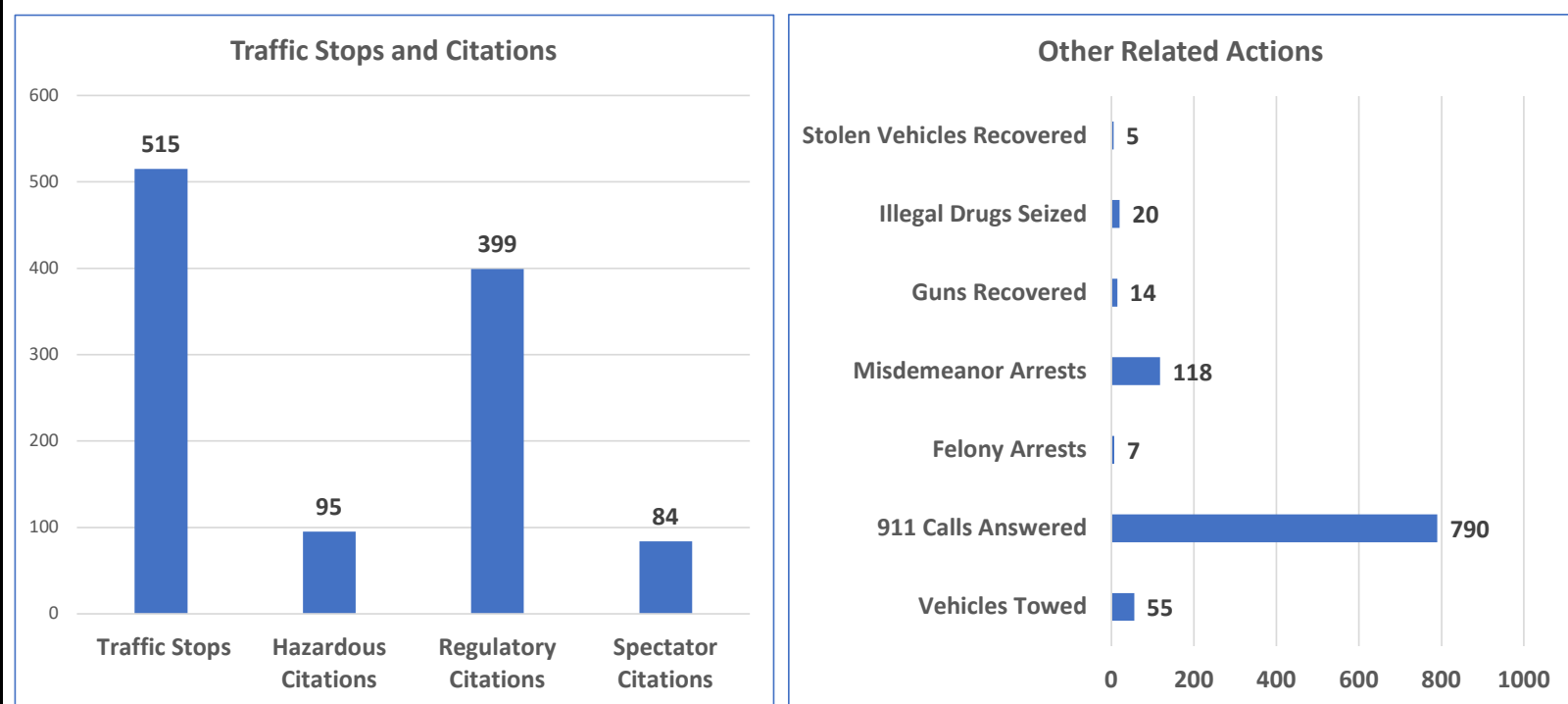


Racing / Speeding Operational Activity

May



June



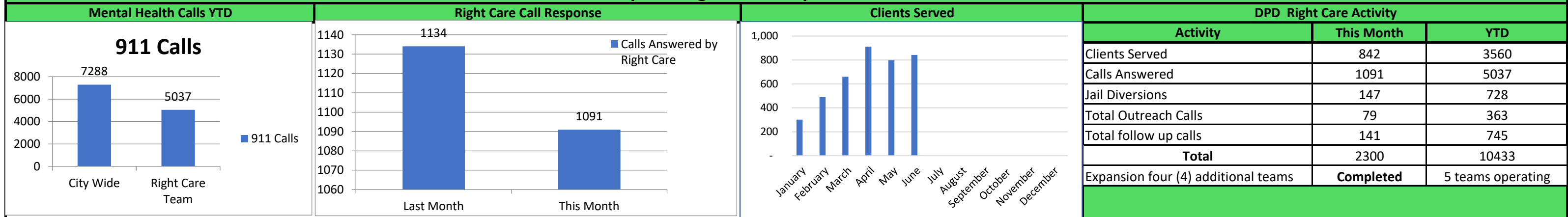
Notes:

Hazardous Citations: Citations involving safety violations such as red light / stop sign violations.

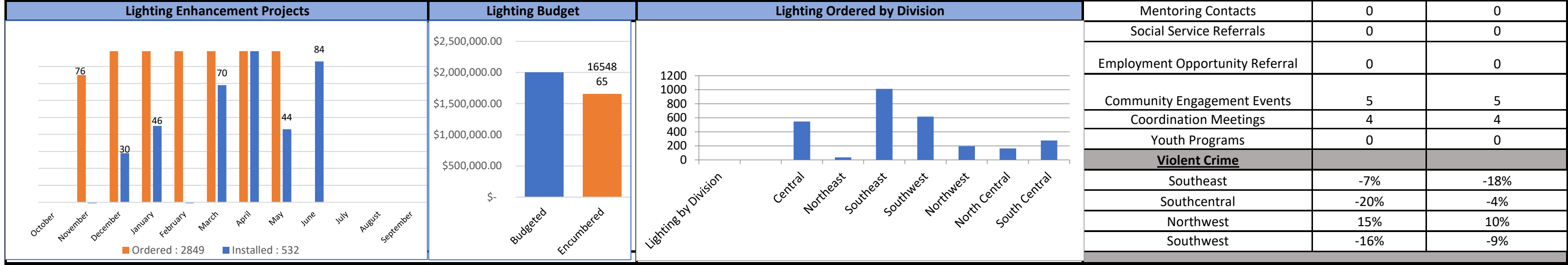
Regulatory Citations: Citations of an administrative violation such as registration, insurance, driver's license.

Office of Integrated Public Safety Solutions - June 2021 Dashboard

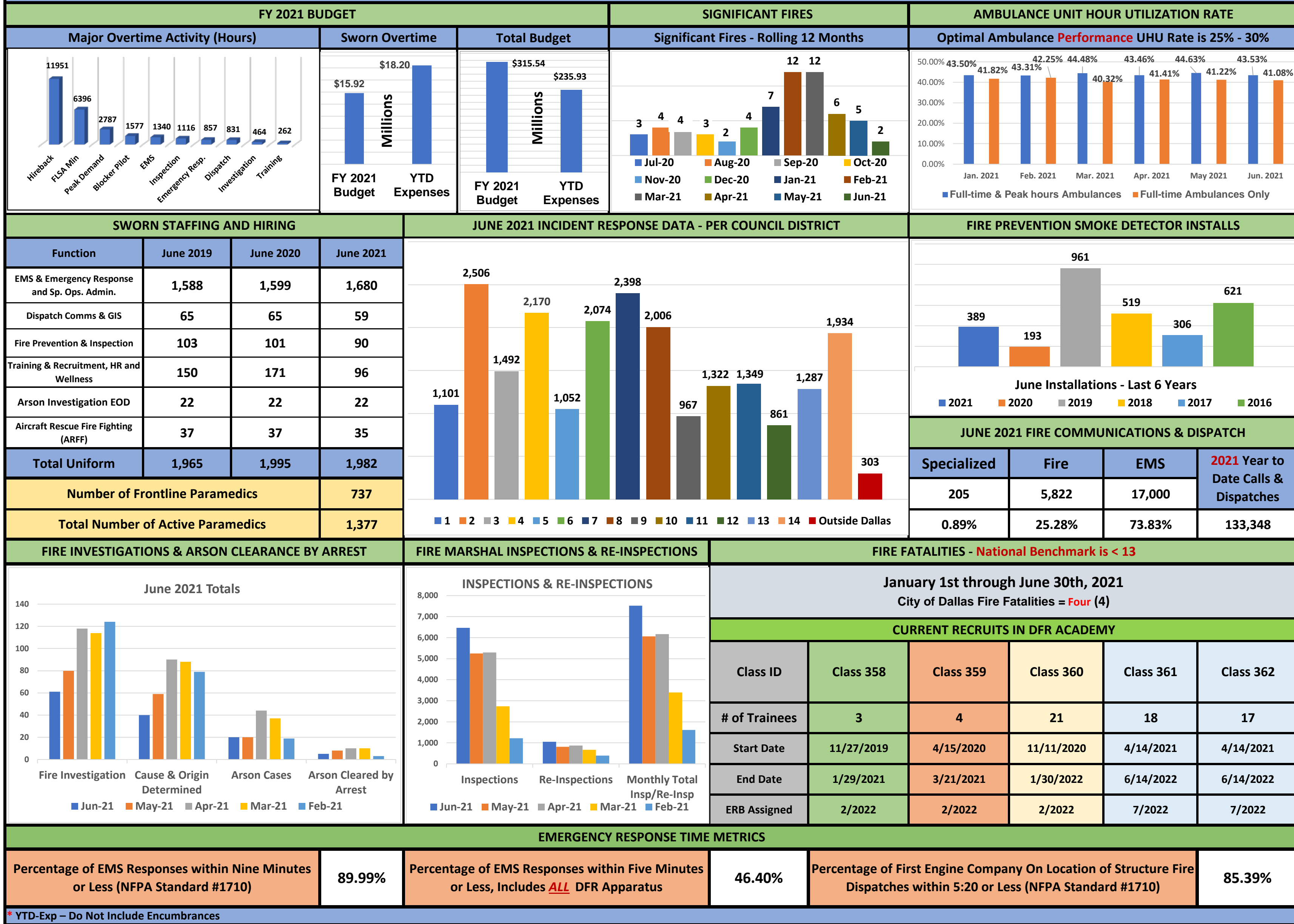
Rapid Integrated Group Healthcare Team



RISK - Nuisance Abatement			Risk Terrain Modeling Area Environmental Interventions			Crisis Intervention		
Activity	This Month	YTD	Interventions	This Month	YTD	Personnel Hiring	Status	
Properties Investigated	63	404	Code violations identified and worked	498	4014	Manager III	Offer Letter	
Contacts with property owners	54	281	Code cases complete by owner compliance	13	313	Caseworker Supervisors	Submitted for posting	
Meetings attended	79	531	Code cases complete through city intervention	70	395	Caseworkers		
Cases closed	3	24	Commercial business inspections	86	541			
Active Cases	New Case	Open Cases	Vacant lots remediated	58	263			
Central Open Cases	0	1	Zoning cases worked	87	638	Behavioral Health contracts		
Northeast Open Cases	0	10	Substandard structure cases worked	58	355			
			Percentage Increase or Decrease Malcolm X/Marburg Illinois Ave			Interlocal agreements are currently being written with the North Texas Behavioral Health Authority and Metrocare		
			Calls for police this year vs last year	-33%	-15%			
			Criminal offenses this year vs last year	-28%	-10%			
			Integrated Public Safety Solutions Engagement Report			City Funded Violence Interruption Programs		
Staffing	Authorized	Current	Activity	This Month	YTD	Youth Advocate Programs began violence interruption on June 21, 2021		
Sergeant	1	1	Citywide Department Collaboration Meetings	10	32	Activity	This Month	Year to Date
Detectives	7	7	Community Meetings	3	6	Violence Interruption Contacts	0	0
Intelligence Officer	1	1	Presentations conducted	3	3	Mentoring Contacts	0	0

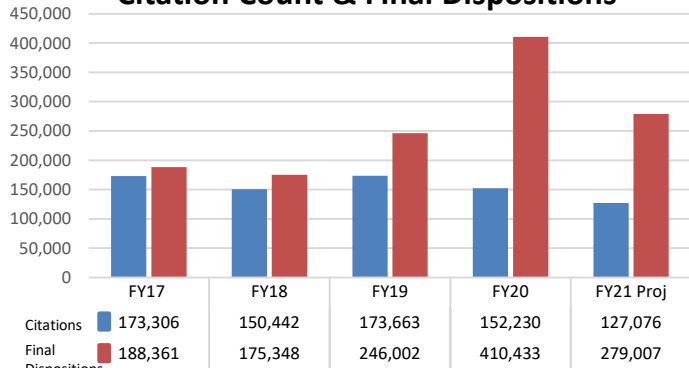


Dallas Fire-Rescue Department Dashboard: Month Ending June 30, 2021

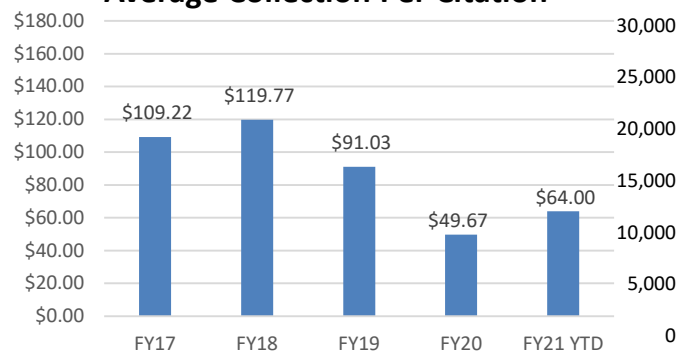


Municipal Court Dashboard: Month Ending June 30, 2021

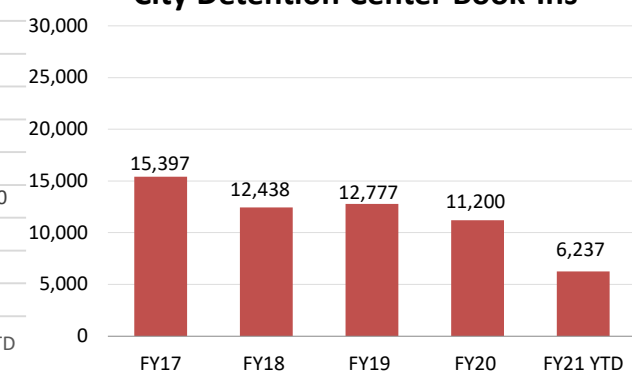
Citation Count & Final Dispositions



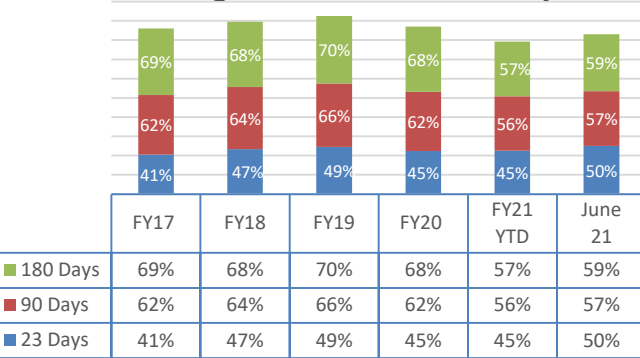
Average Collection Per Citation



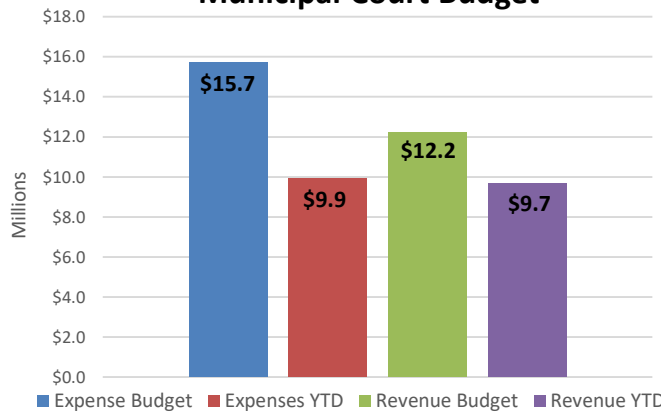
City Detention Center Book-Ins



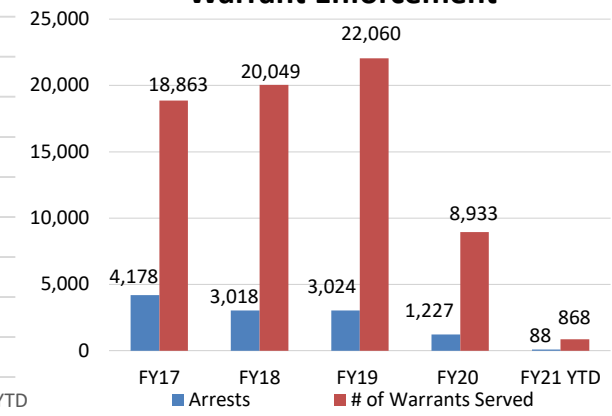
Defendant's Cumulative Response Rate Looking Back 23, 90 & 180 Days



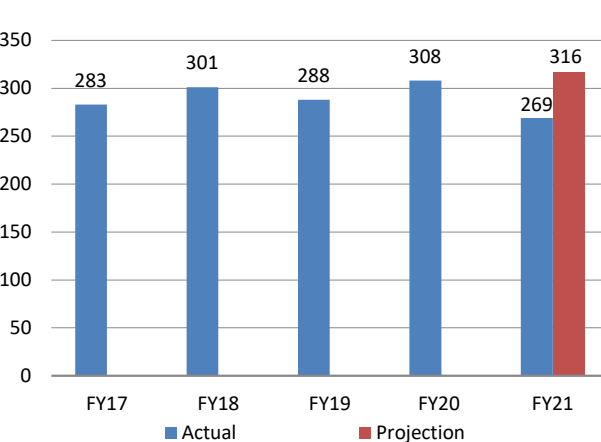
*Municipal Court Budget



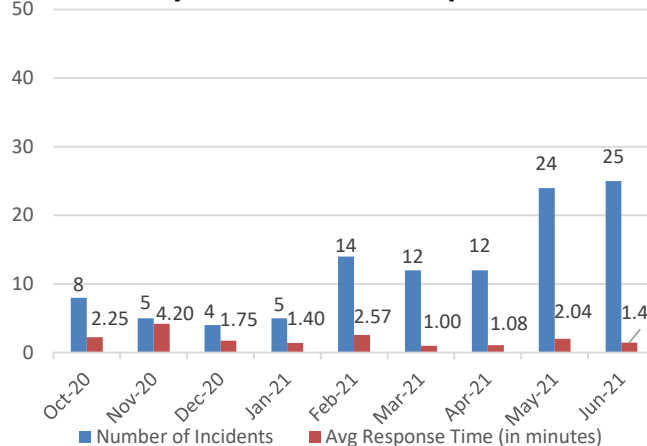
Warrant Enforcement



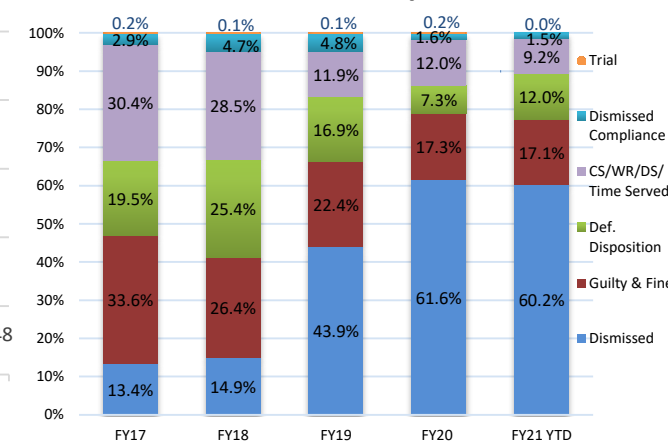
Environmental Cases Filed



Security Incidents and Response Time



Courthouse Dispositions



*YTD numbers are based on estimates since final data is not available at this time

Memorandum



CITY OF DALLAS

DATE July 16, 2021

TO Honorable Mayor and Members of the City Council

SUBJECT **City License Applications**

Attached is a list of the most recent Dance Hall, Sexual Oriented Business, Billiard Hall, and/or Amusement Center license applications received for the week of June 28, 2021 – July 2, 2021 and the week of July 5, 2021 – July 9, 2021 by the Tactical and Special Operations Bureau Licensing Squad of the Dallas Police Department.

Please have your staff contact Sergeant John Page, at 214. 670.4413 and/or by email at john.page@dallascityhall.com should you need further information.

A handwritten signature in cursive script that reads "Jon Fortune".

Jon Fortune
Assistant City Manager
[Attachment]

- c:
- | | |
|--|--|
| T.C. Broadnax, City Manager | Majed A. Al-Ghafry, Assistant City Manager |
| Chris Caso, City Attorney | Joey Zapata, Assistant City Manager |
| Mark Swann, City Auditor | Dr. Eric A. Johnson, Chief of Economic Development and Neighborhood Services |
| Biliera Johnson, City Secretary | M. Elizabeth Reich, Chief Financial Officer |
| Preston Robinson, Administrative Judge | M. Elizabeth (Liz) Cedillo-Pereira, Chief of Equity, and Inclusion |
| Kimberly Bizar Tolbert, Chief of Staff to the City Manager | Directors and Assistant Directors |

WEEKLY APPLICATION LOG REPORT

DISTRICT	NAME OF BUSINESS	STREET ADDRESS	TYPE OF LICENSE	DATE OF APPLICATION	STATUS (RENEWAL/NEW)	APPLICANT NAME
D6	JUWA HOUSE	2415 W. NW HWY	AC	6/30/2021	NEW	ANKIT SHRESTHA
D6	JAMES MEDIA LLC DBA AMAZING.NET	11311 HARRY HINES BLVD	SOB	6/30/2021	RENEWAL	DENNIS LESIEUR
D2	#1 CHAMPION BILLARD & GAMES	9530 OVERLAKE DR STE D	AC	7/9/2021	RENEWAL	ELIZABETH RODRIGUEZ

0

License Definitions

- DH - Class "B" Dance Hall - Dancing Permitted Less Than Three Days a Week*
- DH - Class "C" Dance Hall - Dancing Scheduled One Day At A Time*
- DH - Class "E" Dance Hall - Dancing Permitted Seven Days A Week for Persons Age 14 through Age 18 Only*
- LH - Late Hours Permit - Can Operate A Dance Hall Until 4:00*
- BH - Billiard Hall - Billiards Are Played*
- SOB - Sexually Oriented Business - Adult Arcade / Adult Book/Video Store / Adult Cabaret / Adult Adult Theater / Escort Agency / Nude Model Studio*
- AC - Amusement Center*

Memorandum



CITY OF DALLAS

DATE July 16, 2021

TO Honorable Mayor and Members of the City Council

SUBJECT **Dallas Fire-Rescue's 4th of July Summary**

July 4th has traditionally been a period of heavy response activity for our police and fire departments. To enhance public safety and mitigate the anticipated rise in Fire/EMS emergencies, Dallas Fire-Rescue (DFR) carefully prepared and coordinated resources for this year's Independence Day celebrations. On July 4th, 2020, DFR amplified enforcement efforts to discourage the illegal use of fireworks within the city limits in an effort to minimize fireworks related injuries and property damage. Statistical information for DFR July 4th emergency responses tied to potential fireworks involvement is as follows:

Problem	July 4, 2021 Shift Count	July 4, 2020 Shift Count	FY20 Avg Count per normal day	FY19 Avg Count per normal day
02- Dumpster Fire	21	27	1.81	1.51
01- Grass Fire	16	22	3.79	3.32
04- Trash Fire	6	5	1.83	1.87
98- Structure Fire Reported	2	8	2.99	3.45
10F- Fire Reported Out	2	8	5.58	0.91
99- Structure Fire Working	3	5	2.26	2.44
08- Vehicle Fire	13	6	4.62	4.78
Totals	63	81	22.88	18.28

Not surprisingly, the data reveals that DFR responded to more fire related calls on July 4, 2021, compared to the daily average for these same types of calls made on other days during the year. However, the comparing 2021's 67 fire-related incidents on July 4 to the 81 incidents in 2020 shows a decrease of 22.2% in these types of calls. It is our hope that this decrease is due in part to the mitigation and enforcement efforts enacted by DFR, but further analysis is warranted.

The above chart clearly demonstrates the consistent and continued statistical trend that these types of calls are greatly increased on the July 4th holiday as compared to "normal" days throughout the year.

DFR's Prevention and Investigation Bureau maintains a strong campaign to educate citizens on the danger of fireworks use, and designed a community engagement program comprised of alternate celebration activities and enforcement as follows:

DATE July 16, 2021
SUBJECT **Dallas Fire-Rescue's 4th of July Initiatives**

Education

DFR's Inspections & Life Safety Education Division includes Fireworks safety information as part of their education program presentations beginning in late June. Graphic billboards and interview through a local news broadcast was used for messaging. These messages were echoed through Department Social Media outlets. Additionally, education efforts were especially concentrated in 120 multi-family dwellings that had demonstrated historically high fireworks activity.

Enforcement

Both DFR and DPD increased their presence and commitment of personnel for enforcement purposes. DFR's Inspections Division, along with DPD, worked in a concerted effort to initiate proactive measures to prevent the discharge of illegal fireworks in the City of Dallas. Both departments responded to incidents and addressed citizen complaints regarding the possession or discharge of fireworks within the city limits of Dallas. In total, DFR and DPD confiscated 1572.6 pounds of illegal fireworks and issued seventeen (17), class C violation citations for possession of illegal fireworks. Both figures represent an increase from 2020 (11 citations issued, and 896.6 lbs. confiscated). Fire and arson investigators were staffed to investigate fire incidents related to fireworks.

DFR, DPD, and various city of Dallas departments made a concerted effort to engage, educate and provide safety to the citizens during the holiday celebrations. We look to build on this year's success as we look ahead to next year's 4th of July celebrations.



Dominique Artis, Fire Chief
Dallas Fire-Rescue Department

c: T.C. Broadnax, City Manager
Chris Caso, City Attorney
Mark Swann, City Auditor
Billerae Johnson, City Secretary
Preston Robinson, Administrative Judge
Kimberly Bizer Tolbert, Chief of Staff to the City Manager
Jon Fortune, Assistant City Manager

Majed A. Al-Ghafry, Assistant City Manager
Joey Zapata, Assistant City Manager
Dr. Eric A. Johnson, Chief of Economic Development and Neighborhood Services
M. Elizabeth Reich, Chief Financial Officer
M. Elizabeth (Liz) Cedillo-Pereira, Chief of Equity, and Inclusion
Directors and Assistant Directors