

Memorandum



CITY OF DALLAS

DATE September 15, 2023

TO Honorable Mayor and Members of the City Council

SUBJECT **Technology Accountability Report – August 2023**

Please find attached the Technology Accountability Report (TAR) based on information through August 31, 2023. The TAR is a progress report reflecting the performance and operational status of the city in purchasing, implementing, operating, and securing technology to achieve the city's priorities and service objectives.

If you have any questions, please contact William (Bill) Zielinski, Chief Information Officer and Director of Information & Technology Services.

A handwritten signature in blue ink that reads "Jack Ireland".

Jack Ireland
Chief Financial Officer

c: TC Broadnax, City Manager
Tammy Palomino, Interim City Attorney
Mark Swann, City Auditor
Biliera Johnson, City Secretary
Preston Robinson, Administrative Judge
Kimberly Bizer Tolbert, Deputy City Manager
Jon Fortune, Deputy City Manager

Majed A. Al-Ghafry, Assistant City Manager
M. Elizabeth (Liz) Cedillo-Pereira, Assistant City Manager
Dr. Robert Perez, Assistant City Manager
Carl Simpson, Assistant City Manager
Genesis D. Gavino, Chief of Staff to the City Manager
Directors and Assistant Directors

Technology Accountability Report (TAR)



City of Dallas

As of August 31, 2023

Prepared by Information & Technology Services

**1500 Marilla Street, 4DS
Dallas, TX 75201**

214-671-9868

Executive Summary

The highlights of the August 2023 Technology Accountability Report (TAR) include:

- Section 1: IT Programs & Projects – Since the July 2023 TAR report, two major projects were completed and removed from the report:
 - The **Remote Video Streaming** project provided equipment which allows live video and audio to be streamed from offsite locations to the COM control room in support of departmental activities. (Previously project #8 on the July 2023 TAR)
 - The **Real Time Crime Center (RTCC) Video Integration** project provides a public portal to allow residents to pay fines and fees online to the auto pound to recover their vehicle additional support for service requests registered by City residents. (Previously project #24 on the July 2023 TAR)

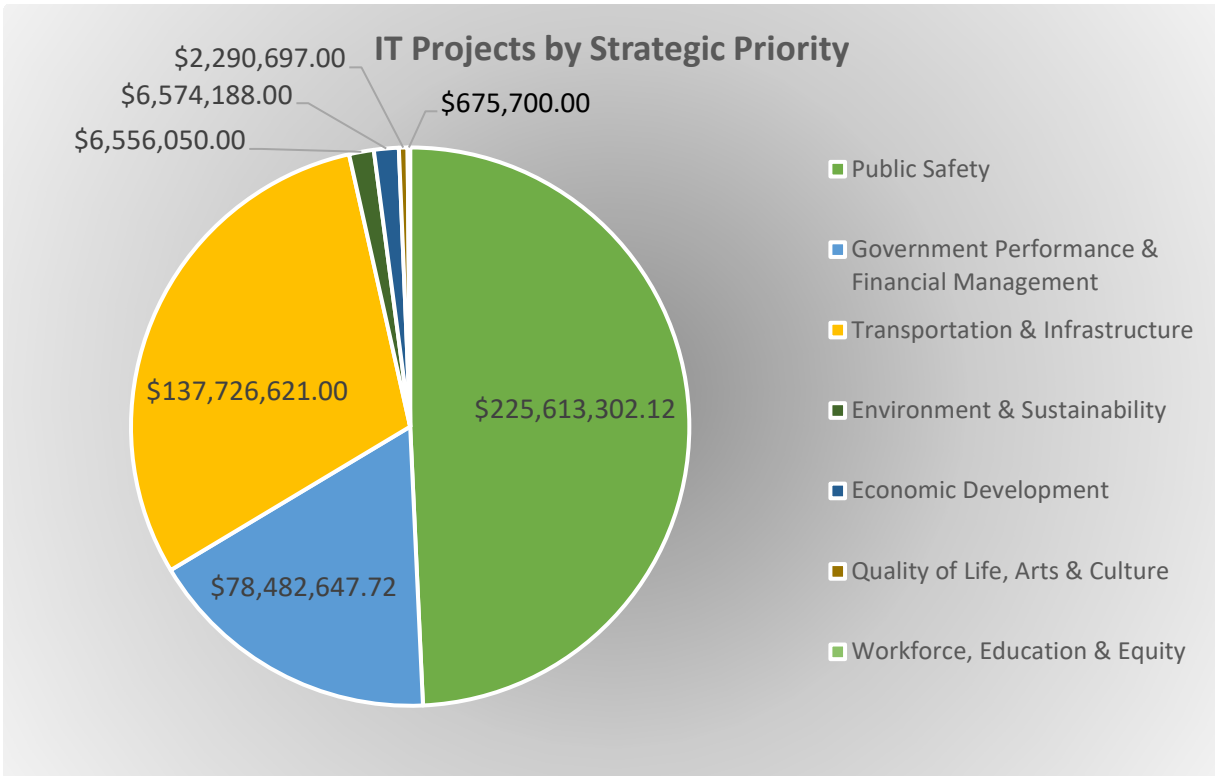
- Section 2: IT Operations – A new section has been added to the TAR providing additional performance metrics for IT operations. The City’s IT Service Desk conducts surveys of employees that have submitted incident reports and service requests. These surveys are performed through the ServiceNow platform in the form of email requests directly to the individuals who submitted the request to the IT Service Desk either by calling or submitting through the online ServiceNow platform. Submitters are asked to provide feedback on the timeliness of the disposition of their request and their rating of the overall Service Desk experience. Along with the rating, submitters are asked to provide other feedback which can be used to address specific issues and to improve the overall timeliness and experience. In subsequent monthly TAR reports, it will also track trends over time from the survey data.

This page left intentionally blank.

Section 1: IT Programs & Projects

A. Project Pipeline

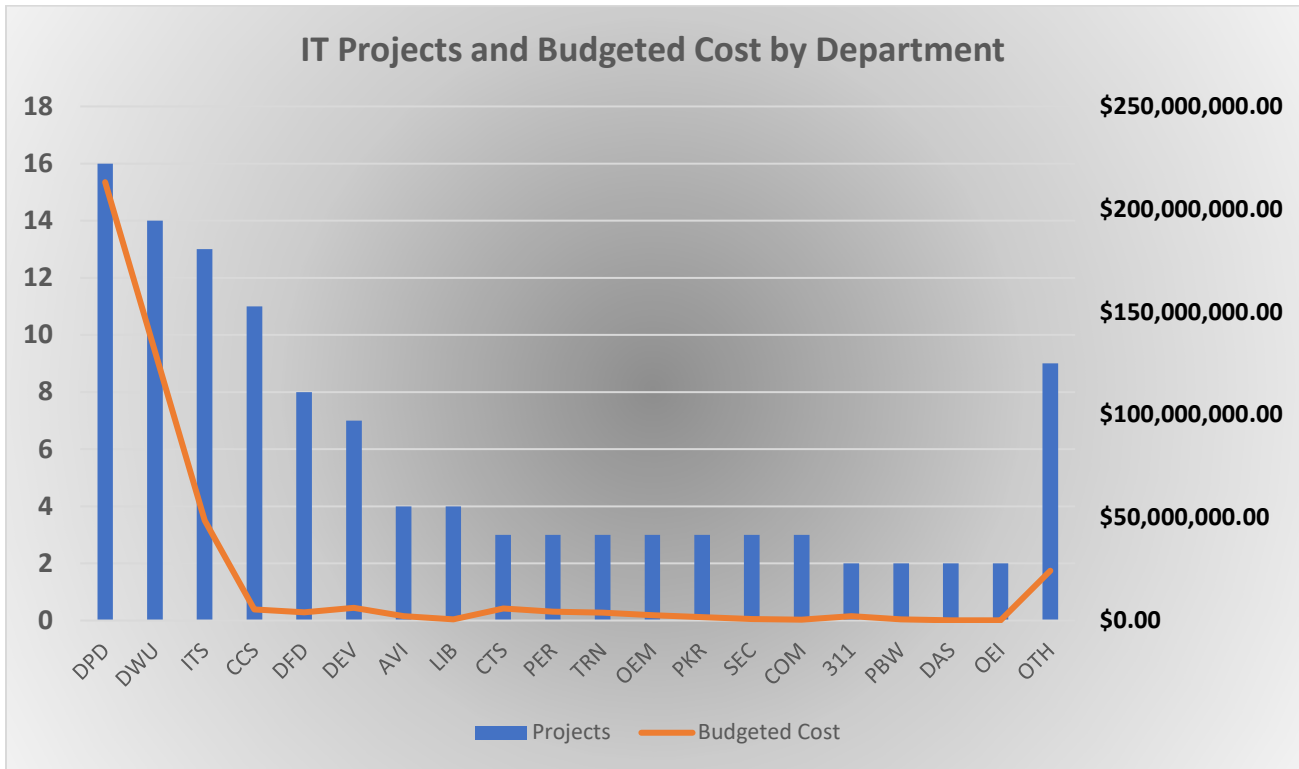
1. IT Projects by Strategic Priority



NOTES:

1. As of 08/31/2023, ITS has 115 approved IT projects in the pipeline.
2. The total budgeted costs for the 115 projects are \$457,919,206.
3. Project pipeline includes at least one project in 7 of the identified 8 strategic priorities.
4. The highest number of active IT projects are aligned to the Public Safety Strategic Priority with a total of 30 projects at a total budgeted cost of \$225.6M, followed by Government Performance & Financial Management with a total of 28 projects at a total budgeted cost of \$78.4M, Transportation & Infrastructure with a total of 23 projects at a total budgeted cost of \$137.8M, and Environment & Sustainability with 15 projects at a total budgeted cost of \$6.6M.

2. IT Projects and Budgeted Cost by City Department





NOTES:




- 28 City Departments are represented across the 115 approved IT projects in the pipeline.
- Dallas Police Department has 16 active projects at a total budgeted cost of \$213.1 million, followed by Dallas Water Utilities with 14 active projects at a total budgeted cost of \$131.1 million, Information & Technology Services with 13 projects at a total budgeted cost of \$48.7M, Code Compliance with 11 projects at a total budgeted cost of \$5.4M, and Dallas Fire and Rescue with 8 active projects at a total budgeted cost of \$3.9M.
- 9 Departments have 1 active project each, making up the Other (OTH) group in figure 2 above.

B. Major Project Status

****LEGEND:**

- **Cancelled:** The project has not finished, and work on the project will not continue.
- **Completed:** Work on the project has finished, and all deliverables/tasks have been completed.
- **Delayed:** The project is still active, but we have passed the initial estimated completion date.
- **In Process:** The project is currently being worked on by the project team.
- **On Hold:** The project has not finished, and work on the project has been suspended.
- **Ongoing:** The project consists of multiple phases or is an operational project. Some portions have been completed, but the project has not fully reached fruition.





-  : Addresses technical debt
-  : PCI project

#	Project Name	Description	Strategic Priority	Dept.	Estimated Completion Date	Project Status	Value Adds
1.	Enterprise Contact Center (ECC) Solution	The Enterprise Contact Center application within the City of Dallas is a secure, reliable, and scalable call platform to meet the high call volumes and growth to meet the needs of city residents. The ECC includes Natural Language Processing (NLP), Knowledge Base, Workforce Management, Interactive Voice Response (IVR), Courtesy Call Back, and other core call center capabilities to support multiple departments across the city. (\$2,134,245)	GPFM	311	TBD	In Process	
2.	Ethics Point Salesforce Integration	The purpose of this system is to promote and support ethical financial compliance. (\$63,164)	GPFM	ATT	Dec-23	In Process	
3.	Core Financial System Upgrade	The CG Advantage 3 system is utilized by all departments within the City for processing and recording of all budget, procurement and financial accounting transactions and interfaces with many enterprise business applications. This major upgrade will move the City's core financial system to a cloud-based solution providing advanced capabilities and incorporating modern technologies such as robotic process automation (RPA) and machine learning (ML) to improve the quality and speed of financial transactions. (\$22,095,745)	GPFM	CCO	Dec-24	In Process	
4.	Consumer Protection online Salesforce Application/ permitting system	This system will allow department to implement online permit process for seven applications (wood vendor, motor vehicle repairs, Credit access, electronic repairs, home repair, scrap tire). Will Allow business owners to access, complete, submit, and track their business permit applications online. (\$318,050)	Environment & Sustain	CCS	Jul-23	In Process	



As of 8/31/23

#	Project Name	Description	Strategic Priority	Dept.	Estimated Completion Date	Project Status	Value Adds
5.	Asset Management System	The Code Compliance office is seeking an asset management system to manage a number of different of assets to include Ballistic vests, uniform items (pants, belts, reflective vests, shirts, jackets) that they issue officers, and other equipment deployed to their staff to perform their duties. This effort gathers requirements to conduct market research and identify potential solutions to meet the business need. (\$76,000)	Environment & Sustain	CCS	TBD	In Process	
6.	Envision Connect Replacement Project	This project will replace the current Restaurant Inspection System - Envision Connect. Envision Connect is at the end of life for support. The vendor is requesting to move to their newer application for restaurant inspections. (\$482,611)	Environment & Sustain	CCS	TBD	In Process	
7.	Body Worn Cameras for Code Personnel (CCS)	Code Compliance is implementing body-worn cameras to enhance citizen interactions, officer safety, and provide investigatory evidence for field inspections. The department has completed a pilot with limited staff and will move forward with a phased rollout. (TBD)	Environment & Sustain	CCS	Feb-24	In Process	
8.	Closed Captioning System for City Council Meetings	Closed Captioning on the live webstream/cable channel of City Council meetings will help meet ADA compliance and our Equity and Inclusion goals. (\$504,612)	GPFM	COM	Jun-23	In Process	
9.	Court Case Management System: On Prem Upgrades	CCSM upgrades that was going to be done: Tyler's Municipal Justice and Content Manager, Orion and, Infax. Additionally, all servers will be updated. (\$259,016)	Public Safety	CTS	Dec-23	Completed	
10.	RFCS for Court Case Management System	The current Court Case Management System (Tyler Technologies) contract will expire June 2024. CTS wishes to conduct market research and conduct a competitive procurement to ensure the best solution is selected to upgrade and improve court case management. (\$4,371,720)	Public Safety	CTS	Dec-25	In Process	
11.	DAS Inventory Management Tool	Dallas Animal Services manages a large inventory of drugs, supplies and business equipment needed to perform their functions. Currently inventory management is done through a legacy system database (animal software) or on spreadsheets, but are inadequate to provide appropriate controls and functionality. (\$14,062)	Environment & Sustain	DAS	TBD	Delayed	
12.	Development Services Training Simulator	The building permitting and inspection process involves a number of different components operating independently on separate software platforms. The purpose of this project is to develop a training simulator that allows for cross-collaboration across city divisions to improve quality and efficiency of processes. (\$50,000)	ECO	DEV	TBD	On Hold	
13.	Customer Queuing software	Customers currently walking into the permit center need to be able to "sign in" and set appointments remotely. DEV needs to be able to offer this service to their customers to better track the data associated with their customers' experiences; volume, wait times, types of service...etc. This project will identify, procure, and implement a customer queue management solution for Development Services. (\$60,000)	ECO	DEV	Jul-23	In Process	



As of 8/31/23

#	Project Name	Description	Strategic Priority	Dept.	Estimated Completion Date	Project Status	Value Adds
14.	Expand OnBase to the entire SDC Department	The OnBase content management system was originally implemented only for the Building Inspection division within the Development Services Department (DEV). Purpose of this project is to implement the content management system to all divisions within DEV. (\$180,712)	ECO	DEV	TBD	On Hold	
15.	iNovah Upgrade	This project upgrades existing software to most recent version and provides new hardware for iNovah, the Point of Sale/cashiering system for Sustainable Development. (\$484,350)	ECO	DEV	TBD	On Hold	
16.	DallasNow	The city's current permitting system has reached end of life, cannot interact with the new geospatial technology standards, and is difficult to change to support new business requirements, and workflows. This project will deploy a new system to replace the existing system and to add efficiencies in the permitting process. (\$9,746,780)	ECO	DEV	Sep-25	In Process	
17.	Smart Device/Technology Behavioral Health App for DFR members	This project will provide a Peer Support Contact App for Dallas Fire-Rescue (DFR) personnel. At Dallas Fire-Rescue (DFR), the City is promoting whole-person wellness. This new application will supplement existing mental health support services available to the City's DFR members. (\$170,000)	Public Safety	DFD	TBD	On Hold	
18.	Unmanned Aerial Systems (Drones)	Unmanned Aerial Systems (UAS) may be used during crucial emergency response occurrences., giving real-time video to improve situational awareness, officer safety, and thermal assessment. They are useful in a variety of special operations, including Haz-Mat, search and rescue, water rescue, and wildland fires, allowing Incident Command and Executive Staff to perform airborne surveys of an incident. (\$111,400)	Public Safety	DFD	Sep-23	Completed	
19.	Telestaff-Workday Integration	Telestaff automated scheduling and staffing system for City of Dallas Fire Department 24-hr employees' integration with Workday Payroll System. (\$731,238)	Public Safety	DFD	Oct-23	In Process	
20.	Fire Station Alerting System	Dallas Fire Rescue dispatches resources from 58 fire stations strategically deployed throughout the City. To avoid response delays, DFR relies on a station Alerting System that integrates with our Computer Aided Dispatch (CAD) system to advise firefighter/paramedics of assistance calls. The current station alerting system is end of life, difficult to maintain, and lacks the full range of functionality more modern solutions provide. This project will conduct market research into, procure, and implement a new, modern station alerting system for Dallas Fire Rescue. (\$1,860,000)	Public Safety	DFD	Oct-24	In Process	
21.	IT Infrastructures For New Fire Stations 19, 21, 36, 41, 46, 58 & 59	Total of 8 new and rebuild Dallas Fire Stations are being constructed in scope Sta. 46, 36, 59, 41 Temp, 41 Replacement, 19, 58 and 21 FS/AVI Center. All new IT infrastructures including cabling, network, workstations, printers, radio Alerting system equipment, etc., will be activated in line with facility openings. (\$131,688)	Public Safety	DFD	May-25	In Process	




As of 8/31/23

#	Project Name	Description	Strategic Priority	Dept.	Estimated Completion Date	Project Status	Value Adds
22.	Mobile Surveillance Platform Vehicles (Formerly known as Bait Car)	The Dallas Police Department ("DPD") currently operates a fleet of 25 Mobile Surveillance Platform vehicles. These vehicles are deployed throughout the City and serve as "bait cars". These vehicles are outfitted with covert cameras, microphones, GPS, and other capabilities. (\$700,000)	Public Safety	DPD	TBD	On Hold	
23.	County CAD Collaboration	Upgrade and expand the city's Computer-Aided Dispatch (CAD), extending it to the County to improve collaborate on emergency 911 call center responses. This project is also required to fully implement the upgrade of the 911 call center's telecommunications infrastructure. (\$0)	Public Safety	DPD	TBD	In Process	
24.	WEB-RMS	This project will migrate DPD's current law enforcement Records Management System (RMS) case management system from the current onsite solution to an upgraded Web-based system. The upgraded RMS will give the department needed functionality that is not available to the department currently in the on-premise solution. Current limitations require process workarounds creating potential errors and inefficiencies which will be resolved with the upgrade. (\$1,010,000)	Public Safety	DPD	TBD	In Process	
25.	COBWEBS	This project will implement social media investigative software for the Police Department (DPD). This software will provide an efficient tool for investigating social media post from potential suspects to aid in investigations. (\$93,353)	Public Safety	DPD	TBD	In Process	
26.	Axon Air (Drones)	UAS capture vital information that officers can use to resolve very dangerous situations with in the best possible way. The information can be sent, in real-time, to officers in the field. Also, the data gathered from UAS can be key in an investigation for locating suspects who are wanted for a crime. For example, murder suspect barricades himself in a residence, the UAS will be able to be sent in to let the officers in the field know if there are innocent citizens in danger or if the officers have time to deescalate and talk the suspect out. UAS technologies are used by departments and agencies across the nation. Agencies that use UAS technology have seen great benefits from the information gathered in real time situations. Combining this technology with Axon Air will provide the real time intelligence and evidentiary needs to create the holistic solution. (\$20,160)	Public Safety	DPD	Sep-23	Completed	
27.	P25 Compliant Radio Project	The city's current public safety radio network is 40 years old and not compliant with new standards (P25) for these networks. This project installs all-new infrastructure for a fully P25 compliant radio communications system that will be used by multiple departments within the City and County of Dallas. This system is intended and designed to host external governmental agencies throughout the region. (\$54,898,873)	Public Safety	DPD	Oct-23	In Process	

As of 8/31/23

#	Project Name	Description	Strategic Priority	Dept.	Estimated Completion Date	Project Status	Value Adds
28.	Ricoh-Fortis Document Management System Replacement	The DPD Fortis document management system is at end of life and no longer supported. This project will replace and upgrade the DPD document management system. (\$217,633)	Public Safety	DPD	TBD	In Process	
29.	Fusus Devices Implementation for DPD	The Fusus product suite will provide a video and data collaboration platform to expedite intelligence gathering and efficiency of response to situations as they unfold throughout the community. Further, providing a tool for identifying the location of cameras in proximity that may provide valuable information to aid in the response and/or subsequent investigation. (\$478,589)	Public Safety	DPD	Dec-23	In Process	
30.	Surveillance Cameras and Real Time Crime Center	This project will provide a "Real Time Crime Center" capability within Jack Evans police station. It will include 1) building a new command center video room (Real Time Crime Center), 2) building camera installations, 3) video camera software, video storage and surveillance camera installations at intersections, and 4) Trailer camera installations. (\$16,261,454)	Public Safety	DPD	Dec-24	In Process	
31.	In Car Video - Body Worn Camera - Interview Room	There is a Federal Requirement to video record public safety stops. In car systems involve video in patrol cars. Body Worn Cameras involve wearable video cameras systems for officers. Interview Rooms involves replacement of video equipment in Public Safety interview rooms. (\$134,756,801)	Public Safety	DPD	Dec-24	In Process	
32.	Use of Force - Police Strategies LLC	This project will provide a data analytics platform which produces analytic dashboards which provides comparative analyses by extracting data from incident reports & officer narratives, analyzes the data using established algorithms, and produces written summary reports used by DPD leadership in focusing resources. (\$1,383,800)	Public Safety	DPD	Jul-24	Ongoing	
33.	Unsupported Software Remediation	Identify Servers running unsupported Software, DBs running unsupported versions of software, and Applications that will require modifications to bring up to supported software levels. Develop a plan to upgrade, in a sequenced fashion. (\$0)	GPFM	ITS	TBD	Ongoing	
34.	Visualization Engineering Services	Purchase of Visualization Engineering services will provide an authoritative visualization of our Current State and Future States - an effort critical to information data center improvements. The outputs of this engagement will be crucial to the success of planned improvements to Application Portfolio Management in addition to the stated necessity in regard to data center improvements. (\$685,972)	GPFM	ITS	Nov-23	In Process	
35.	Apptio IT Financial Transparency SaaS	This project is for a cloud-based solution for the Department of Information and Technology Services (ITS) to gain detailed insight into information technology (IT) expenses, cloud infrastructure / software usage and other IT related costs. (\$1,353,866)	GPFM	ITS	Sep-23	In Process	

As of 8/31/23

#	Project Name	Description	Strategic Priority	Dept.	Estimated Completion Date	Project Status	Value Adds
36.	Relocate Development Services to New Facility	In September 2022, the City of Dallas purchased a new facility at 7800 N. Stemmons Freeway which will serve as the offices and storefront for the Development Services Department (DEV). This project will provide all new IT infrastructure including cabling, network, workstations, printers, radio equipment, etc. in line with the facility opening. (\$5,000,000)	GPFM	ITS	Nov-23	In Process	
37.	ServiceNow Phase 2	ServiceNow Phase 2 comprises 4 major tasks or subprojects - "IT Software and Hardware Asset Management", "ServiceNow Stabilization and Workflow Improvement", "ServiceNow Fedramp Cloud Migration", and "ServiceNow Version Upgrade to San Diego Q1 2022". (\$1,305,890)	GPFM	ITS	Dec-23	In Process	
38.	Network Unified Communications Upgrade	The City's current collaboration suite is at end of life and requires an update to maintain functionality and reduce risk. This project will upgrade the Unified Communications Management (UCM) to the latest version available. (\$618,180)	GPFM	ITS	Feb-24	In Process	
39.	Data Center Improvement Program	This program provides a comprehensive review, assessment, and cleanup of the City Hall Data Center and all other locations which hold primary and ancillary equipment used for IT operations in the City. (\$10,700,000)	GPFM	ITS	Apr-24	Completed	
40.	IT Project and Portfolio Management Tool	This project will implement a new Project and Portfolio Platform (PPM) tool suite to provide a centralized and automated project management portfolio, assist with project intake, and improve the tracking and management of IT projects. (\$300,134)	GPFM	ITS	Nov-24	In Process	
41.	Digital Equity Infrastructure	This project seeks to meet the City's vision of ensuring that all Dallas households will have high-speed, reliable internet and access to devices in their homes by seeking commercial telecommunication service providers to develop and implement digital equity infrastructure which addresses established gaps in targeted communities. (\$40,000,000)	GPFM	ITS	Dec-25	In Process	
42.	Enterprise Capital Project Management System (ECPMS) Phase 2	Phase 2 Implementation of the Enterprise Capital Project Management System (ECPMS), IBM Tririga, to support the DWU Capital Projects division. Also, includes the delivery of reporting enhancements and efficiencies to the Phase 1 implementation. (\$2,169,090)	Transport & Infra	DWU	Dec-22	In Process	
43.	Enterprise Work Order and Asset Management (EWAMS) Phase 2	Implementation of an Enterprise Work Order and Asset Management System (EWAMS), that can be utilized as the standard for the City of Dallas. The Phase 2 effort of this Enterprise platform implementation will manage Work Orders and Maintenance. (\$4,901,864)	Transport & Infra	DWU	Sep-23	In Process	
44.	LIMS Acquisition and Implementation Phase 3	DWU is implementing a Laboratory Information Management System (LIMS) for one Analytical Lab, five treatment plants, the Water Quality Division and the Watershed-Reservoir Division to increase regulatory compliance, productivity, efficiency and effectiveness. (TBD)	Transport & Infra	DWU	May-24	In Process	

As of 8/31/23

#	Project Name	Description	Strategic Priority	Dept.	Estimated Completion Date	Project Status	Value Adds
45.	Enterprise Work Order and Asset Management (EWAMS) Phase 3	This professional service contract allows for continuous consultant services for the expansion of the Enterprise Work Order and Asset Management System (EWAMS). Phase 3 will oversee the implementation of Dallas Water Utilities (DWU) Meter Services division. (\$12,989,751)	Transport & Infra	DWU	May-28	In Process	
46.	Infrastructure Upgrade of Dallas LIB system (formerly called E-Rate)	This project will refresh existing, and add new components, to LIB Network Infrastructure. The upgraded infrastructure will dramatically improve the delivery of digital services to LIB patrons. (TBD)	QOL	LIB	Sep-23	Completed	
47.	Library Website update	The library's website needs to be updated to meet the current and future needs of the library including being able to support additional online content and online programs and education. (TBD)	QOL	LIB	Dec-29	In Process	
48.	Neighborly Expansion - Fair Housing	The purpose of the software is to complete the Fair Housing assessment of housing projects. This ensures we affirmatively further fair housing in the City as required by the Fair Housing Act and HUD. (\$25,700)	WEE	OEI	Mar-23	Delayed	
49.	Stormwater Compliance Information Management System	OEQ staff currently manage mission-critical and legally sensitive environmental management consent decree (EMCD) /permit-required tasks through a 20-year-old "homemade" information system built on MS Access 2002 and InfoPath. This project will procure and implement a new, modern system which provides timely information through dashboards and reports. (\$49,900)	Environment & Sustain	OEQ	Mar-23	In Process	
50.	Implement Workday Prism	The Workday Prism Project will aggregate historical data from the City's prior payroll system and make it available with new payroll data in Workday. (\$68,995)	GPFM	PER	Sep-23	In Process	
51.	Replace Human Capital Management System Ph 2	This initiative involves the strategic implementation of HR modules for Performance and Talent Management, Recruiting and Onboarding, Learning Management System, Benefits Administration, and Advanced Compensation. In addition, we are orchestrating a meticulous Data Migration process, ensuring a seamless transition from legacy applications. (TBD)	GPFM	PER	Dec-24	In Process	
52.	PKR Recreational Management System	Dallas Park and Recreation Department is looking for a recreation management system to manage recreation activities and programs of its 43 recreation centers, 107 pavilions, 19 aquatic facilities and over 200 athletic fields. (\$0)	QOL	PKR	Dec-24	In Process	
53.	Payment Vendor (SAP Users - DWU)	This project is to migrate DWU and other user departments of online (Bill Direct) and IVR payments to a new payment platform which provides real-time information for payments and reconciliation. (\$15,000,000)	Transport & Infra	DWU	Dec-23	In Process	
54.	DWU Billing CIS and Customer Portal Replacement	DWU's current CIS system, SAP, will reach its end of life in 2025. DWU must replace SAP by 2025 in order to ensure continuity of our billing. (\$0)	Transport & Infra	DWU	Jul-24	In Process	

As of 8/31/23

#	Project Name	Description	Strategic Priority	Dept.	Estimated Completion Date	Project Status	Value Adds
55.	SEC Records Inventory Management Solution	Replace the current obsolete unsupported FoxPro database with a state-of-the-art software application (preferably SaaS) that provides full functionality for operating a records center. Replacing this application will improve the management of the 70,000+ (\$231,440)	GPFM	SEC	Nov-22	In Process	
56.	Build an Ethics Financial Reporting Solution	The purpose of this system is to promote and support ethical financial compliance. (\$15,000)	GPFM	SEC	Feb-23	On Hold	
57.	Electronic Document Management - EDMS	Project Provides Electronic Document Management and Document Archive System for City Secretary's Office. (\$336,562)	GPFM	SEC	Dec-24	On Hold	

NOTES

- 1. Enterprise Contact Center (ECC) Solution.** Project is still in process. Anticipate approximately 3 – 6 months' work to implement Single Sign On (multi-factor authentication), for final delivery of the Lab (test portion) of the project, and potential re-evaluation of Salesforce integration.
- 9. Court Case Management System: On Prem Upgrades.** This project is in the closure phase. It will be removed from the TAR next month.
- 11.DAS Inventory Management Tool.** Multiple departments have requested an asset/inventory management tool. ITS is consolidating requirements across departments to perform market research to determine whether an option for a city-wide solution can be provided.
- 12.Development Services Training Simulator.** This project is on hold due to competing priorities.
- 15.iNovah Upgrade.** The initial upgrade has been completed. Project is a low priority at request of the department and is placed on hold until a later date. This project will be removed from the TAR Major Project list but will continue to be tracked by ITS.
- 17.Smart Device/Technology Behavioral Health App for DFR members.** Project requirements are being re-evaluated.
- 18.Telestaff-Workday Integration.** Telestaff Scheduling System is operational for Dallas Fire Rescue. TeleStaff Integrations to Workday is scheduled to Go-Live September 2023.
- 21.IT Infrastructures For New Fire Stations 19, 21, 36, 41, 46, 58 & 59.** Project is being implemented in an agile fashion. Next phase is expected to complete October 2023. No. of Fire Stations complete to date include Sta. 46, 36, 41 Temp, 58, 59 and 19. Remaining 41 Main and FS 21/AVI Center.

As of 8/31/23

- 22.Mobile Surveillance Platform Vehicles (Formerly known as Bait Car).** Awaiting funding to be identified.
- 24.WEB-RMS.** This project is still in the procurement process. Purchase request has been submitted. New date will be provided when available.
- 27.P25 Compliant Radio Project.** The new P25 Public Safety Radio system is now live, operational, and performing as designed. Final migration of all City of Dallas Departments is complete. Team is now working on decommissioning of old systems and equipment
- 28.Ricoh-Fortis Document Management System Replacement.** This project is in the planning stages. New timeline is being developed. New date will be provided when available.
- 32.Use of Force - Police Strategies LLC.** All initial project tasks have been completed. End date of project is 2026 because CoD will continue to provide data on a quarterly basis until the end of the contract.
- 38.Network Unified Communications Upgrade.** Project is being implemented in an agile fashion. Unity Voice Mail portion is now complete. The next phase, “Call Manager” has an estimated completion date December 2023.
- 39.Data Center Improvement Program.** Project work is complete and this project is moving to closure. This project will be removed from the TAR next month.
- 42.Enterprise Capital Project Management System (ECPMS) Phase 2.** PCR received by Vendor for update requirements/deliverables for linear segments, linear structures and X/Y coordinates; PCR pending review for acceptance and approvals.
- 46.Infrastructure Upgrade of Dallas LIB system (formerly called E-Rate).** “Project work is complete and this project is moving to closure. This project will be removed from the TAR next month.
- 50. Implement Workday Prism.** Dataset movement to Production scheduled for Sep 2023.
- 51.Replace Human Capital Management System Ph 2.** New Workday modules for Recruiting/Onboarding and Talent/Performance are scheduled to complete January 2024.
- 55.SEC Records Inventory Management Solution.** Requirements have been developed. Awaiting Council approval.
- 56.Build an Ethics Financial Reporting Solution.** Project date will be updated after this project has completed the procurement process.
- 57.Electronic Document Management - EDMS.** The EDMS project is part of a group of projects relying on the Hyland Software System, which are being developed serially. We are currently re- validating project budget, scope, and participating department and will then re-work the schedule.

C. Changes to Major Project Status List

1. Major Projects Implemented or closed since last report.
 - a. Remote Video Streaming - #8 on July 2023 TAR.
 - b. Real Time Crime Center (RTCC) Video Integration (Previously Starlight) - #25 on July 2023 TAR.
2. New Projects added that are not on the Major Projects List – These projects are either Internal projects or projects that are still be developed before adding to this list.
 - a. Salesforce - OPS Procurement Intake Solution
 - b. Online Grant Management and Reporting Software - ARPA
 - c. Smart Routing System
3. The following projects have been renamed to better represent their functionality or value to the city.
 - a. Land Management System POSSE replacement project (#17 on July TAR) has been renamed DallasNow (#16 on August TAR).
 - b. Telestaff (#20 on July TAR) has been renamed Telestaff-Workday Integration (#19 on August TAR).
 - c. Station Alerting System (#21 on July TAR) has been renamed Fire Station Alerting System (#20 on August TAR).

Section 2: IT Operations

IT Operations provides information and status updates on the IT operations to include outages and incidents impacting city operations. Source data is drawn from the City’s ServiceNow platform which was implemented in April 2021 to better manage incident reporting and resolution and to better track and control requests for IT services. ServiceNow documents incidents and service requests and is used by technicians and departments alike to submit, track, manage, and resolve pending requests and issues.

A. Outage Report

1. Monthly Help Desk Report

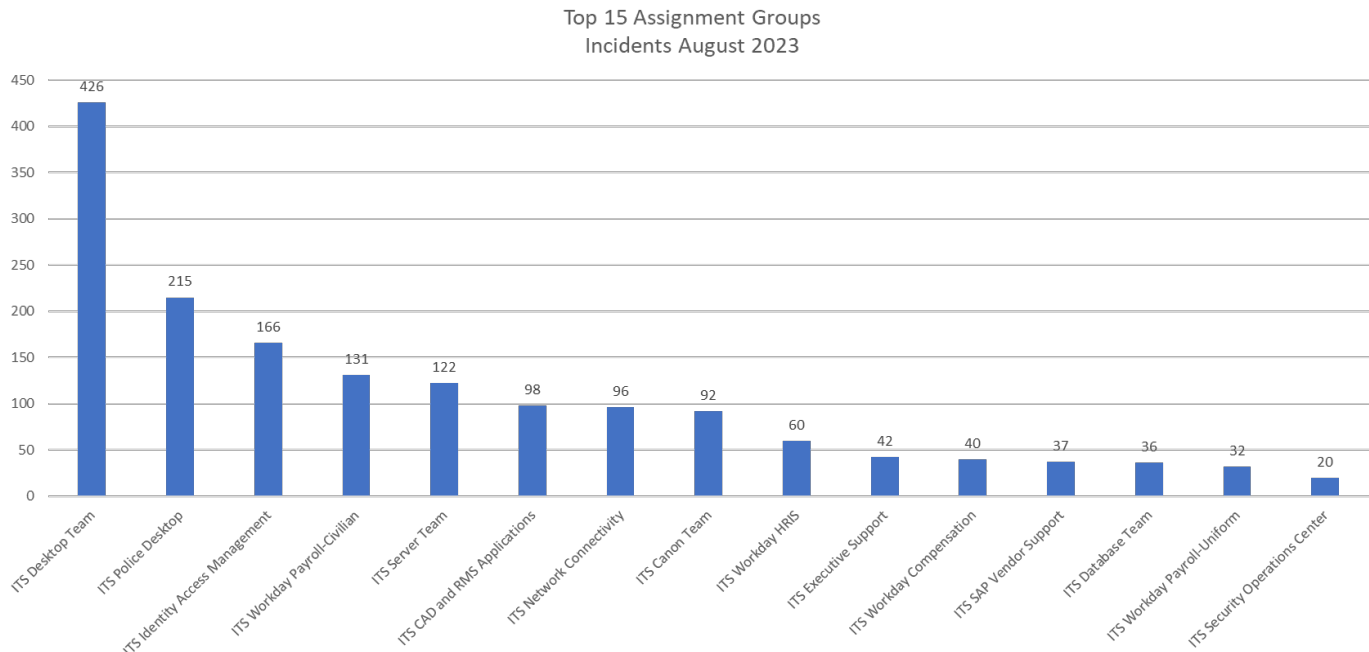
Category	Sept	Oct	Nov	Dec	Jan	Feb	Mar	Apr	May	Jun	Jul	Aug
Total Calls	7252	7616	7151	7222	9694	6969	8230	7319	11740	5528	5698	8195
Answered	7017	6921	6132	6222	7117	6778	8048	7171	7977	5005	5513	7941
Abandoned	235	695	1019	1000	1084	191	182	148	523	523	185	254
Abandoned (<10sec)	93	273	408	380	1493	81	81	65	1398	166	172	172
Abandoned %(<10sec)	1.3	3.9	6	5	8	1	1	1	17.5	3.3	3.1	2.2

Metric	Metric	Current Month	Trend
Average Speed to Answer – Voice	Average Speed to Answer - Voice	00:13	
Password Related Incidents	Password Related Incidents	18%	
First Contact Resolution - Incident	First Contact Resolution - Incident	88.36%	
Average Duration – Service Desk	Average Duration - Service Desk	0.7 Days 1123 Minutes	
Average Duration – Field Services	Average Duration - Field Services	3.64 Days 5246 Minutes	
Average Duration - PD Field Services	Average Duration - PD Field Services	4.61 Days 6644 Minutes	

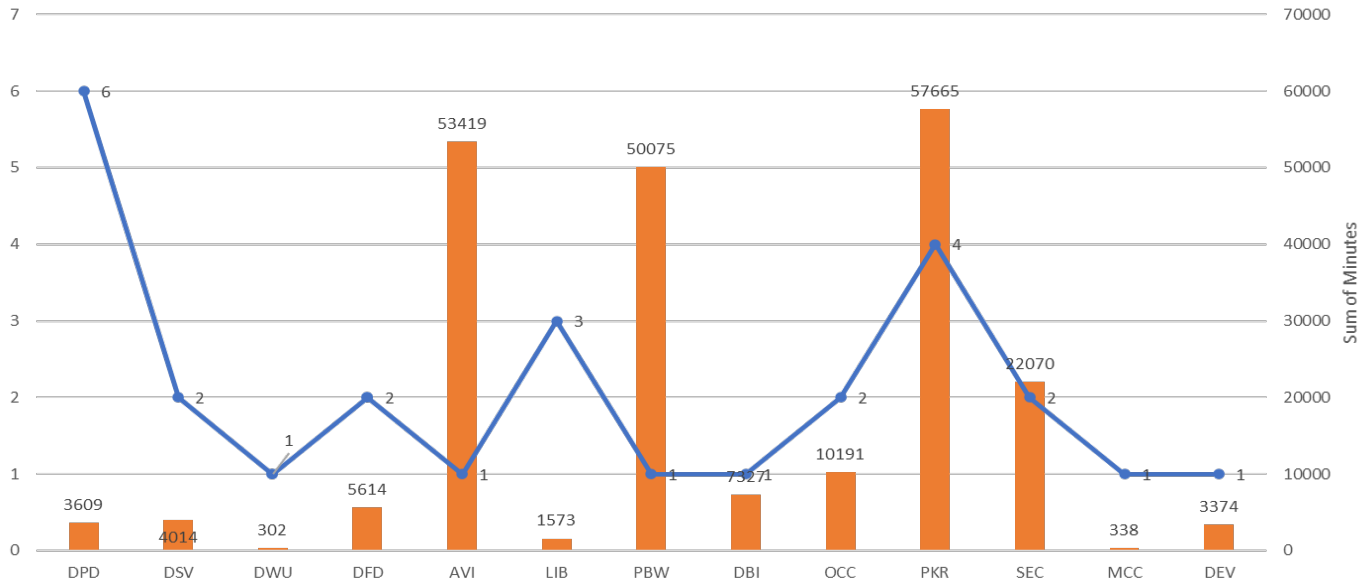
NOTES:

1. In August 2023, the IT Helpdesk received 8195 calls for support. This is a significant increase over July which saw 5698 calls, and slightly above than the yearly average of ~7700 per month (excluding May and the impact of ransomware related calls).
2. First Contact Resolution (Incidents) for August, 88% was down from July, 58%, however on par with previous months.
3. Field Services (excluding DPD) average service duration of 3.4 days in August is a marked decrease over July of 6.3 days.
4. Field Services for DPD saw a similar decrease in average service duration 4.61 days in August from 6.1 days in July.

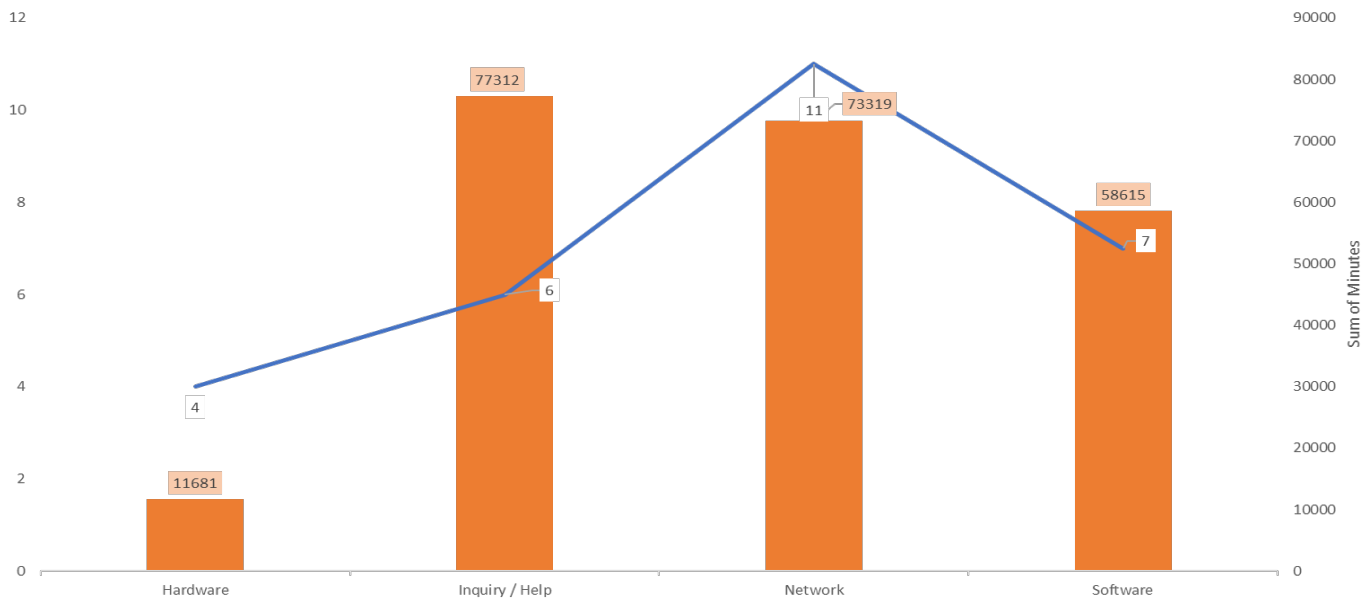
2. Monthly Incident Report (Break/Fix “My Computer doesn’t work”)



Impact Minutes by Department
Severity 1 and Severity 2



Impact Minutes by Issue Category
Severity 1 and Severity 2

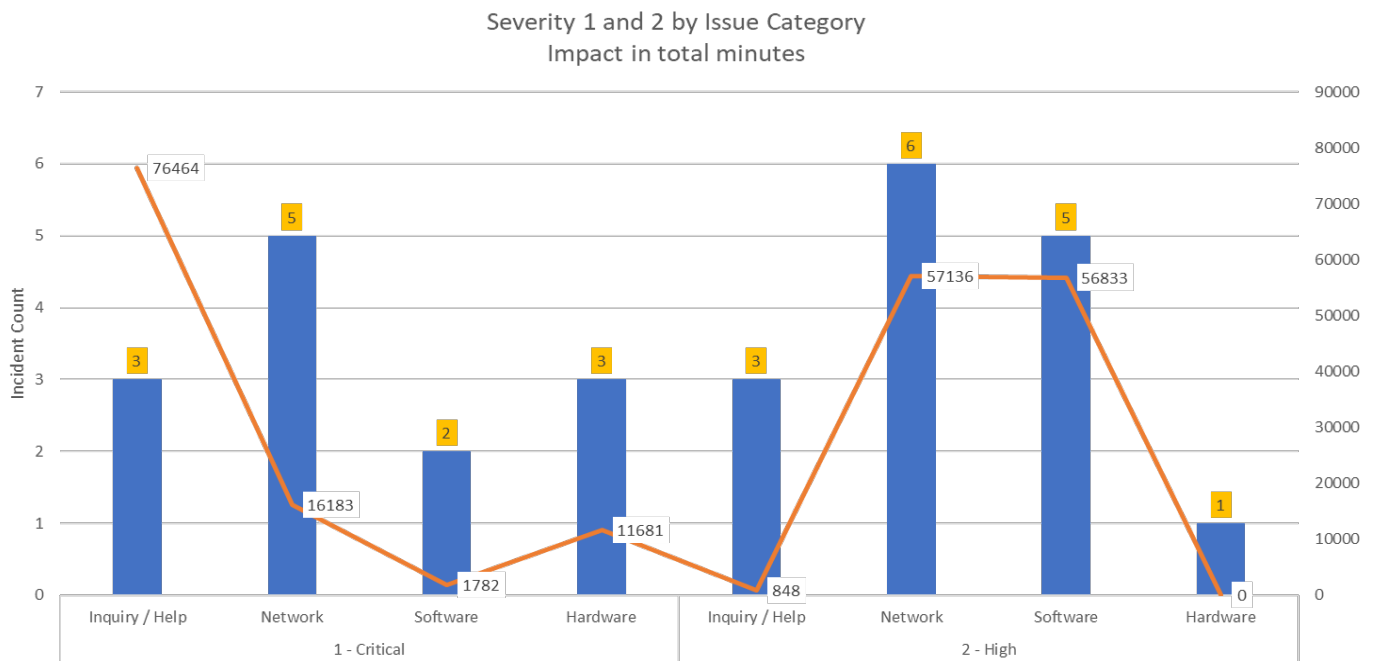


NOTES:

1. Severity 1 and Severity 2 incidents are the most severe and most likely result in degraded services or outages that impact the ability of City departments to fulfill their missions.
2. This chart tracks the number of reported incidents by department, along with the total number minutes the incident(s) potentially impacted them.
3. These data points are extracted from ServiceNow based upon input by city IT technicians. Our analysis reveals that there are incidents which are resolved but have not been timely

As of 8/31/23

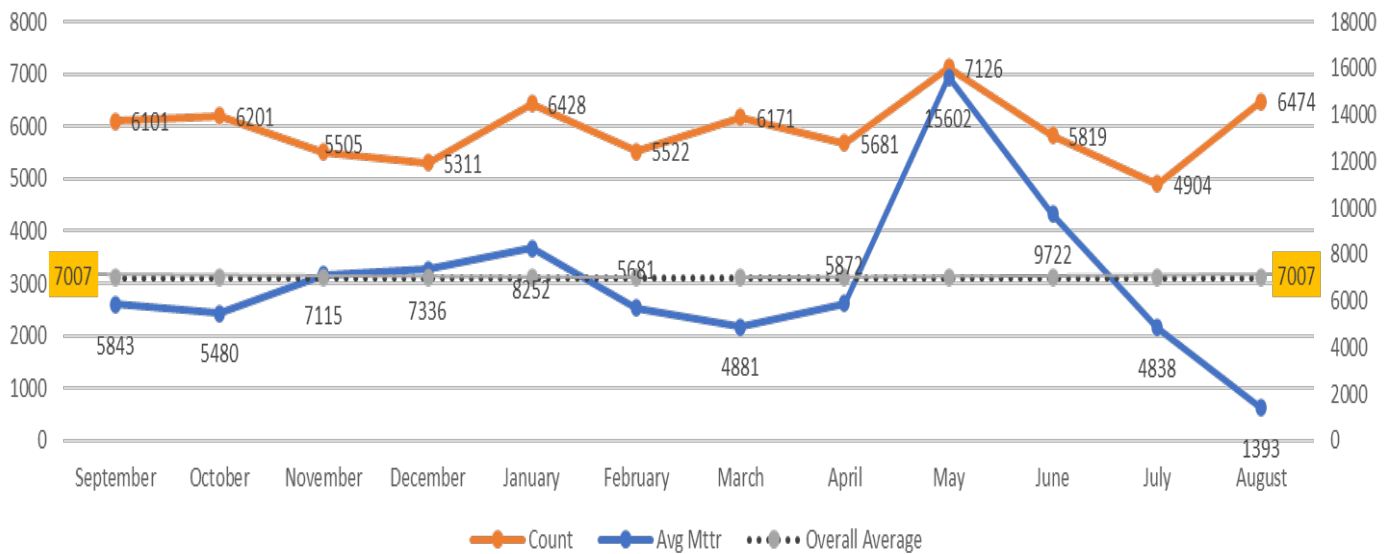
or appropriately closed out within the ServiceNow platform, resulting in artificially inflated resolution timeframes. ITS is working with IT service delivery managers to improve documented processes to ensure timely updates to ServiceNow in order to accurately reflect the actions for the incident and to provide a more representative experience. As is demonstrated by the reduction in MTRR over the past several months, our efforts in this area are having positive results.



NOTES:

1. This chart provides the distribution of major incidents and impact minutes over specific services and delineated by Critical and High severity for the month of August 2023.

Monthly MTTR



NOTES

1. This chart provides the trendline for the average mean time to repair (MTTR) for the month of August 2023, an industry standard for tracking the timeliness of resolution on reported incidents.
2. Diligence by the technicians to document and resolve tickets in a timely manner is the primary driver of the reduction in MTTR.
3. August MTTR undergoing additional validation and will be updated in the September report.

*Open incidents may impact August MTTR in September report

3. Monthly Major Outage Report

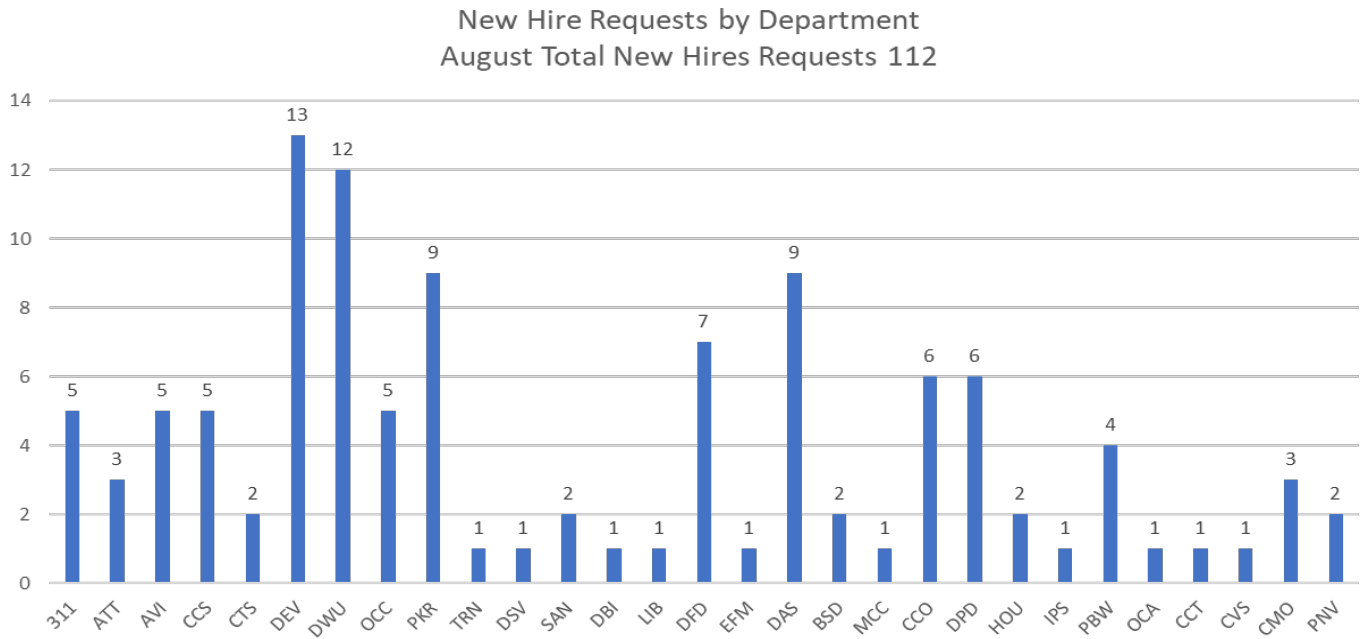
Priority	Description	Department	Primary	Secondary	Assignment Group	Hours
1 - Critical	Tableau Tableau Outage	DSV	Hardware	Server	ITS Server Team	62.6
1 - Critical	CAD CAD CARD FILE IS NOT OPENING.	DPD	Software	Troubleshooting	ITS CAD and RMS Applications	22.5
1 - Critical	311 WS****03 is not communicating with AP****25	DBI	Hardware	Server	ITS Server Team	122.1
1 - Critical	L3 The Central L3 Server Application is not accessible	DPD	Inquiry / Help	Escalation/Status	ITS DPD Applications	9.7
1 - Critical	Network File and Network Outage	OCC	Network	Outage	ITS Network Connectivity	21.7
1 - Critical	Network Network outage	PKR	Inquiry / Help	Escalation/Status	ITS Network Connectivity	904.1
1 - Critical	PC Support OnBase Unity Client for SEC Boards and Commissions is displaying a SQL Server error	SEC	Software	Troubleshooting	ITS Database Team	7.2
1 - Critical	PagerDuty: INC0214226:Network Network outage		Network	Outage	ITS Network Connectivity	22.6
1 - Critical	Network outage Network outage	OCC	Network	Outage	ITS Network Connectivity	148.1
1 - Critical	OnBase City of Dallas EAC website is unreachable	SEC	Inquiry / Help	Escalation/Status	ITS Posse Apps	360.6
1 - Critical	Web PKR User states that their Public facing website is not accessible	PKR	Hardware	Server	ITS Web Team	10.0
1 - Critical	Network: Network Outage	LIB	Network	Outage	ITS Network Connectivity	4.8
1 - Critical	Netowk Network Outage Internet and Locution not functional	DFD	Network	Outage	ITS Network Connectivity	72.4
2 - High	CAD no connection for CAD/FBR	DPD	Software	Troubleshooting	ITS Network Engineers	15.2
2 - High	Web Server dallaslibrary2.org This site can't be reached City Wide	LIB	Hardware	Server	ITS Library Applications	#VALUE!
2 - High	Network: Network dropping in and out: L1CN	DPD	Network	Outage	ITS Network Connectivity	8.0
2 - High	ITRON MVRS Not Accessible L2VN	DWU	Inquiry / Help	How To	ITS Server Team	5.0
2 - High	Salesforce can access site but does not allow to fill out permits	PBW	Software	Troubleshooting	ITS Salesforce Apps	834.6
2 - High	Network outage at district office	MCC	Network	Outage	ITS Network Connectivity	5.6
2 - High	Web Services DPD home Page not accessible	DPD	Inquiry / Help	How To	ITS Service Desk	4.8
2 - High	PC Support Storage added to SQCCMS00 and APPCCMSTASVM00 servers and the CPUS to improve speed City Hall	DSV	Inquiry / Help	How To	ITS Server Team	4.3
2 - High	PC Support RMA for GEDServer is down	LIB	Network	Port Verification	ITS Server Team	21.4
2 - High	iNovah Unable to sign in, gets error stating server is offline	DEV	Software	Troubleshooting	ITS Database Team	56.2
2 - High	Application Adobe Users unable to connect while on City Network	AVI	Network	Outage	ITS Security Engineering	890.3
2 - High	Pinnacle: Site error: City Wide	DPD	Software	Troubleshooting	ITS Identity Access Management	#VALUE!
2 - High	Network Outage in golf course Maintenance office	PKR	Network	Outage	ITS Network Connectivity	5.8
2 - High	Server DFRCAD****01 - unable to remote to server.	DFD	Network	Outage	ITS Server Team	21.1
2 - High	Server unable to remote in to web server	PKR	Software	Troubleshooting	ITS Server Team	41.3

NOTES

1. Major outages are identified as Severity1 and Severity2 that have significant impact to City services or Department’s ability to perform critical functions and last over 4 hours in duration. As we mature the process this definition will be better scoped around impact and less around duration.
2. Outages with #value are incidents that had over 4 hours of impact, however, are incomplete of details, at the time the report was generated. to identify full impact to departments
3. August saw an increase in both average time to repair and total outage time for Major Incidents compared to July. August average MTTR of 141.6 hours compared to July of 75.4 hours. August total outage 3682 hours compared to July which had 1508 hours.
4. 28 Major incidents in the month of August, 13 critical and 15 high, an increase of 7 over July of 21, 9 critical and 12 high.

B. Service Requests (including new employee onboarding)

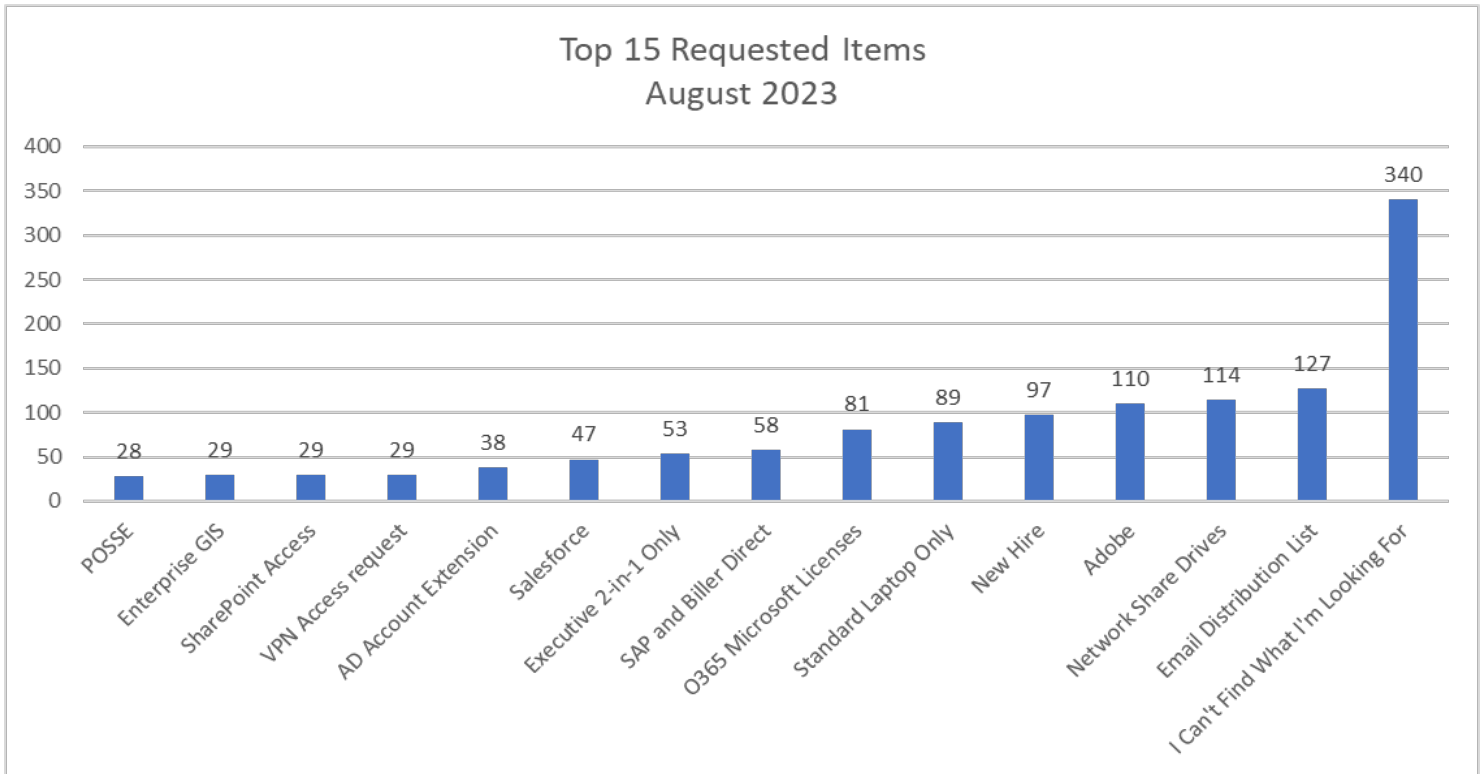
1. New Hire Report



Notes

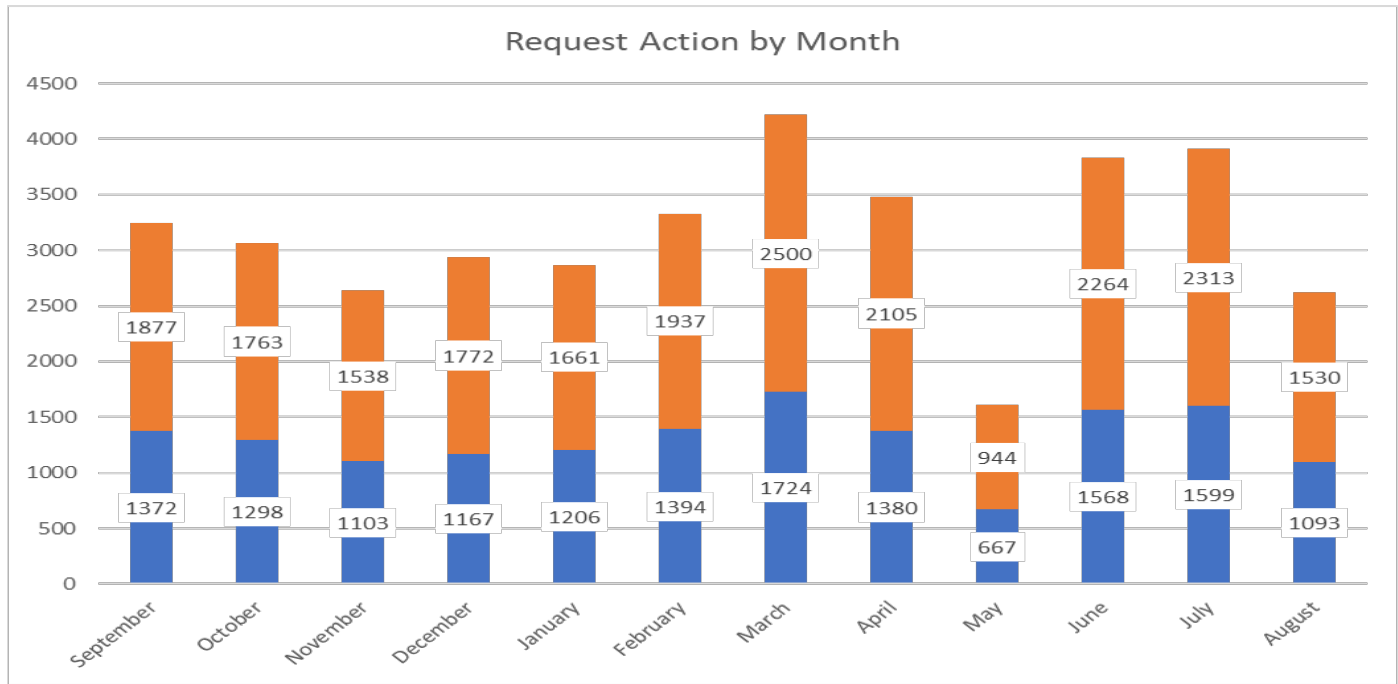
1. In the month of August 2023, a total of 112 requests were opened for new employees.
2. DEV, DWU, PKR, and DAS being the top 3 hiring departments. DWU has had 12 consecutive months in the top 3.

2. Service Request Report (An ask for service – “I need Software Installed”)



Note

1. August 2023 Service Request actions totaled 922 an increase of ~250 over July which totaled 667. This report depicts the top 15 Request by type that were selected.
2. “I Can’t Find What I’m Looking For” is a category used when a service catalog item does not exist for what the user is asking.



Note

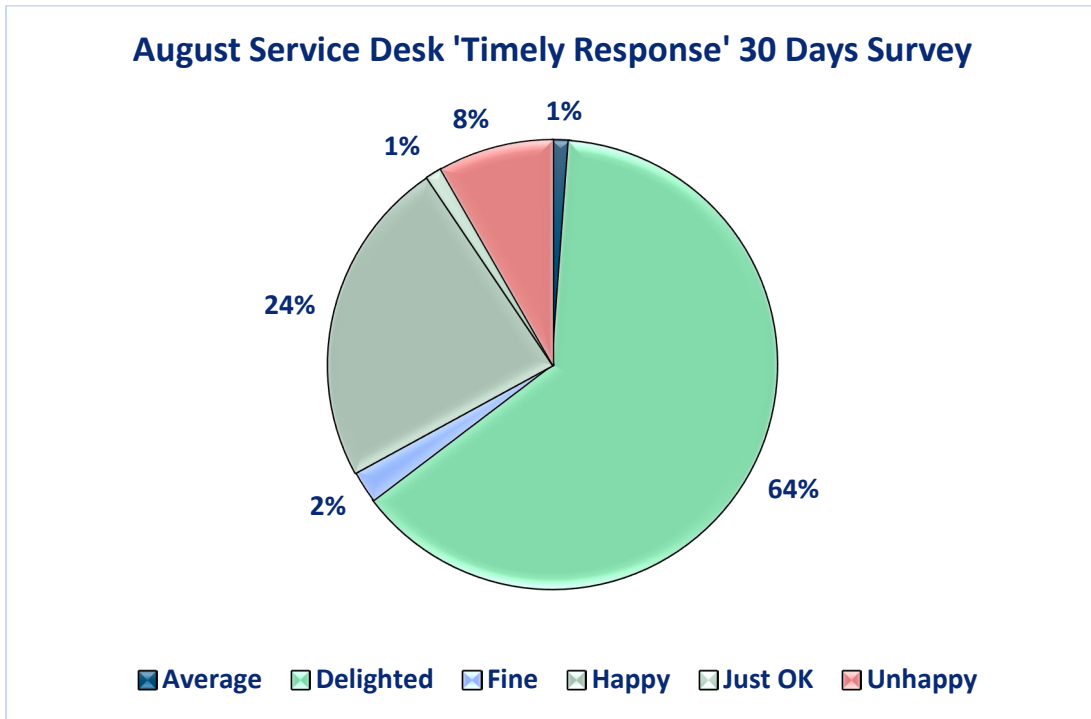
1. This chart illustrates that 1093 Request Tickets in August 2023, generated 1530 Request Actions. Frequently one Request generates multiple actions to be completed by one or more teams to fulfill the ask.

C. ITS Service Desk Surveys

The City’s IT Service Desk conducts surveys of employees that have submitted incident reports and service requests. These surveys are performed through the ServiceNow platform in the form of email requests directly to the individuals who submitted the request to the IT Service Desk either by calling or submitting through the online ServiceNow platform. Submitters are asked to provide feedback on the timeliness of the disposition of their request and their rating of the overall Service Desk experience. Along with the rating, submitters are asked to provide other feedback which can be used to address specific issues and to improve the overall timeliness and experience.

Starting with the August 2023 Technology Accountability Report (TAR), the monthly survey results will be provided. In subsequent monthly TAR reports, it will also track trends over time from the survey data.

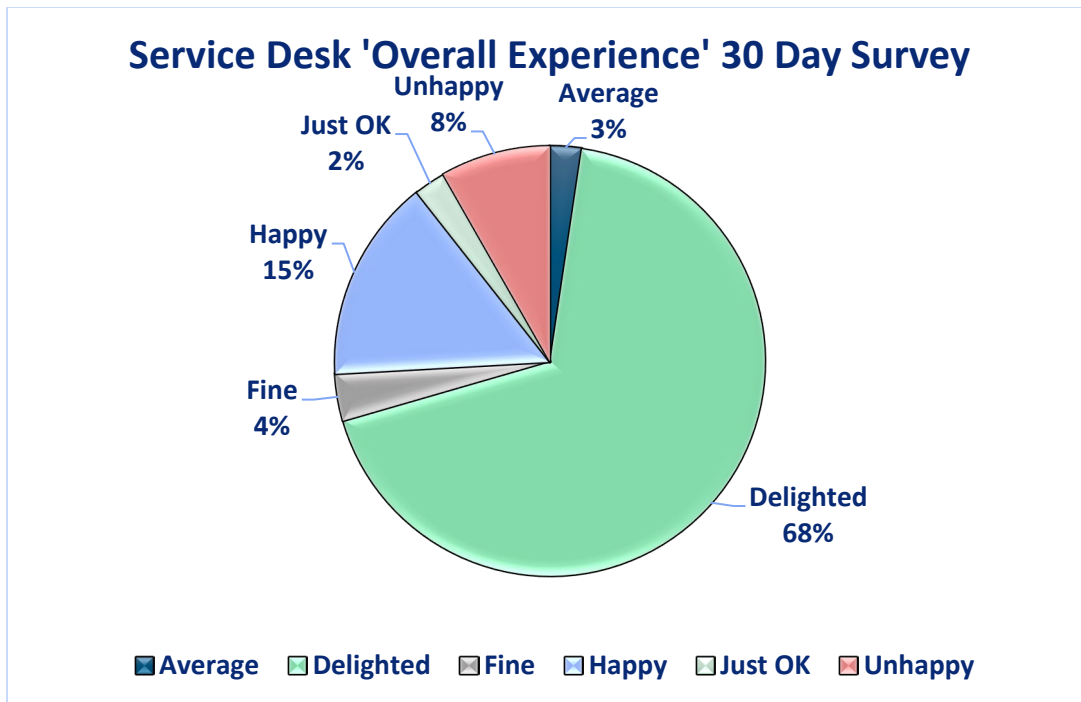
1. IT Service Desk Timeliness Report



Note

1. This chart illustrates the overall survey responses to the question of Service Desk timeliness for requests submitted in August 2023.
2. While each IT Service Desk ticket submitted results in a survey request to the submitter, not all survey requests receive a response, and these data represent the results from those responding to the survey.
3. The survey requests employees that have submitted an incident report or service request to the IT Service Desk to rate the timeliness of the service delivery on a scale along five points; Unhappy, Just OK, Average, Fine, Happy, and Delighted.
4. For the August 2023 survey, 67% of respondents rated their perception of timeliness of the service to be either Fine, Happy, or Delighted.

2. IT Service Desk Overall Experience Report



Note

1. This chart illustrates the overall survey responses to the question of Service Desk experience for requests submitted in August 2023.
2. While each IT Service Desk ticket submitted results in a survey request to the submitter, not all survey requests receive a response, and these data represent the results from those responding to the survey.
3. The survey requests employees that have submitted an incident report or service request to the IT Service Desk to rate their overall experience of the service delivery on a scale along five points; Unhappy, Just OK, Average, Fine, Happy, and Delighted.
4. For the August 2023 survey, 87% of respondents rated their overall experience with the IT Service Desk to be either Fine, Happy, or Delighted.

Section 3: IT Budget Execution

IT Budget Execution provides information on the execution of the IT budget, the management of technology procurements, and the management of IT Human Capital. Information in this section is effective through 7/31/2023. For the August 2023 TAR, the information utilizes estimates as final financial reporting was unavailable at the time of report production.

A. Contract/Procurement Management

Contracts Requiring Council Approval

Item on the September 27, 2023 Council Agenda:

AT&T Global Services – service contract for continuous maintenance and support for the City’s 911 telephone system infrastructure

- 1-Year renewal option (2nd of 3)
- Contract amount \$4,916,382
- System is used to process telephone and text message requests for emergency services
- Agreement includes software upgrades and patches, network monitoring, and 24 hour technical support to prevent and/or resolve outages, performance and connectivity issues, data corruption and security issues

Item approved on the September 13, 2023 Council Agenda:

International Business Machines (IBM) – agreement for the ongoing licensing, hosting and technical support for the citywide enterprise asset management system

- 5-Year agreement
- Contract amount \$11,000,354
- System is a fully integrated platform to monitor the operational use and sustainment of all capital assets including:
 - Capital asset project management efforts

As of 8/31/23

- Work orders, scheduling, and capital asset maintenance
- Inventory management and replacement schedules

Item Approved on the August 23, 2023 Council Agenda:

N Harris Computer Corporation – service contract for maintenance and technical support of the point-of-sale and online payment processing system for Development Services

- 5-Year agreement
- Contract amount \$484,350
- System is used to collection payments for various permits online and at pay stations
- Technical support includes system patches, fixes, and upgrades

Open Solicitation

Fire Station Alerting System (BCZ23-00021813) – system to replace Locution

- Advertised and posted in Bonfire on March 30
- Site visits conducted the week of April 24
- Proposals due by September 29

B. Budget Performance & Execution

C. Fund 0191-9-1-1 System Operations Estimates as of August 2023

Expenditure Category	FY 2022-23 Adopted Budget	FY 2022-23 Amended Budget	YTD Actual	YE Forecast	Variance
Civilian Pay	643,798	643,798	471,091	525,713	(118,085)
Pension	91,413	91,413	65,889	73,980	(17,433)
Health Benefits	54,481	54,481	40,750	61,802	7,321
Worker's Compensation	1,658	1,658	1,658	1,658	-
Other Personnel Services	14,262	14,262	118,601	118,601	104,339
Total Personnel Services	805,612	805,612	707,913	775,245	(30,367)
Supplies	201,465	201,465	79,659	79,659	(121,806)
Contractual Services	13,205,665	13,205,665	8,981,412	13,304,684	99,019
Capital Outlay	-	-	-	-	-
Reimbursements	-	-	-	-	-
Total Expenditures	14,212,742	14,212,742	9,768,984	14,159,588	(53,154)

D.

E. Fund 0197 - Communication Services (Radio Network) Estimates as of August 2023

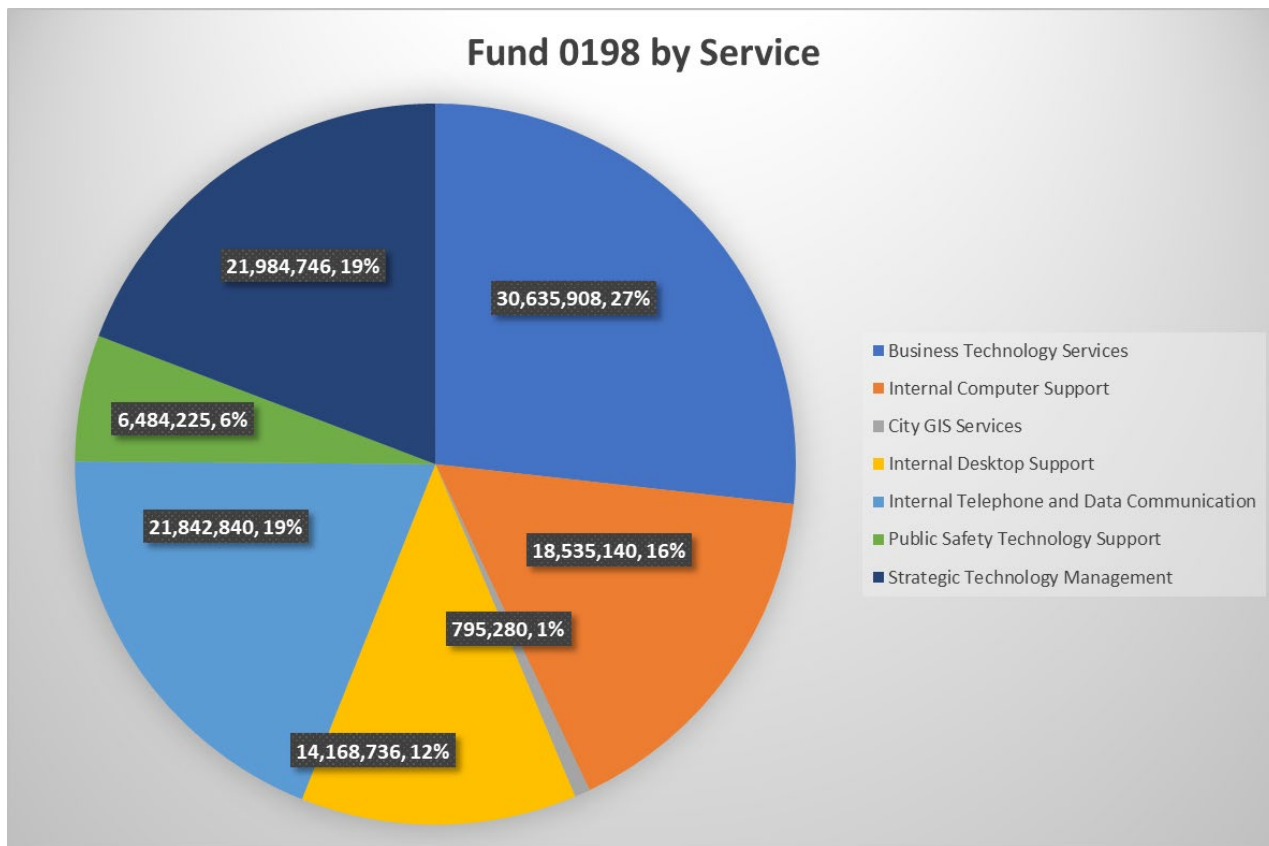
Expenditure Category	FY 2022-23 Adopted Budget	FY 2022-23 Amended Budget	YTD Actual	YE Forecast	Variance
Civilian Pay	1,995,477	1,995,477	1,555,316	1,738,043	(257,434)
Overtime Pay	51,320	51,320	198,380	208,866	157,546
Pension	282,080	282,080	249,363	271,466	(10,614)
Health Benefits	234,423	234,423	208,329	234,423	-
Worker's Compensation	7,197	7,197	7,197	7,197	-
Other Personnel Services	33,819	33,819	35,193	41,368	7,549
Total Personnel Services	2,604,316	2,604,316	2,253,779	2,501,362	(102,954)
Supplies	1,156,482	1,156,482	463,877	829,249	(327,233)
Contractual Services	13,106,759	13,106,759	10,070,049	10,417,420	(2,689,339)
Capital Outlay	-	-	-	-	-
Reimbursements	-	-	-	-	-
Total Expenditures	16,867,557	16,867,557	12,787,705	13,748,031	(3,119,526)

As of 8/31/23

Budget Performance & Execution (continued)

Fund 0198 – Data Services Estimates as of August 2023

Expenditure Category	FY 2022-23 Adopted Budget	FY 2022-23 Amended Budget	YTD Actual	YE Forecast	Variance
Civilian Pay	20,152,694	20,152,694	14,311,367	16,398,414	(3,754,280)
Overtime Pay	41,612	41,612	24,783	41,612	-
Pension	2,858,569	2,858,569	2,037,011	2,319,008	(539,561)
Health Benefits	1,609,376	1,609,376	1,349,882	1,609,365	(11)
Worker's Compensation	49,182	49,182	49,182	49,182	-
Other Personnel Services	1,036,948	1,036,948	434,177	597,848	(439,100)
Total Personnel Services	25,748,381	25,748,381	18,206,401	21,015,429	(4,732,952)
Supplies	759,552	759,552	967,372	967,372	207,820
Contractual Services	83,683,424	83,683,424	80,306,634	88,552,907	4,869,483
Capital Outlay	-	-	3,911,167	3,911,167	3,911,167
Reimbursements	-	-	-	-	-
Total Expenditures	110,191,357	110,191,357	103,391,574	114,446,875	4,255,518



B. ITS Staffing & Hiring Report

1. ITS Funded Staffing Levels

IT Fund	FY 20	FY 21	FY 22	FY 23	FY 24 Plan
Fund 0191 - 9-1-1 Technology Support	7.0	7.0	7.0	7.0	7.0
Fund 0197 - Radio Communications	28.0	28.0	30.0	30.0	30.0
Fund 0198 - Data Services	204.0	190.0	204.0	223.0	223.0
Total	239.0	225.0	241.0	260.0	260.0

2. Vacancies and Hiring Activities

- As of August 31, 2023, ITS had 58 vacancies out of the available 260 positions.
- As of August 31, 2023, of the 58 vacancies the disposition was:
 - 1 is in draft posting
 - 8 are undergoing reclassification to re-align within the ITS department
 - 4 are awaiting posting
 - 3 are actively posted
 - 20 were previously posted
 - 11 are under review
 - 13 are at the interview stage
 - 6 have pending offers with candidates

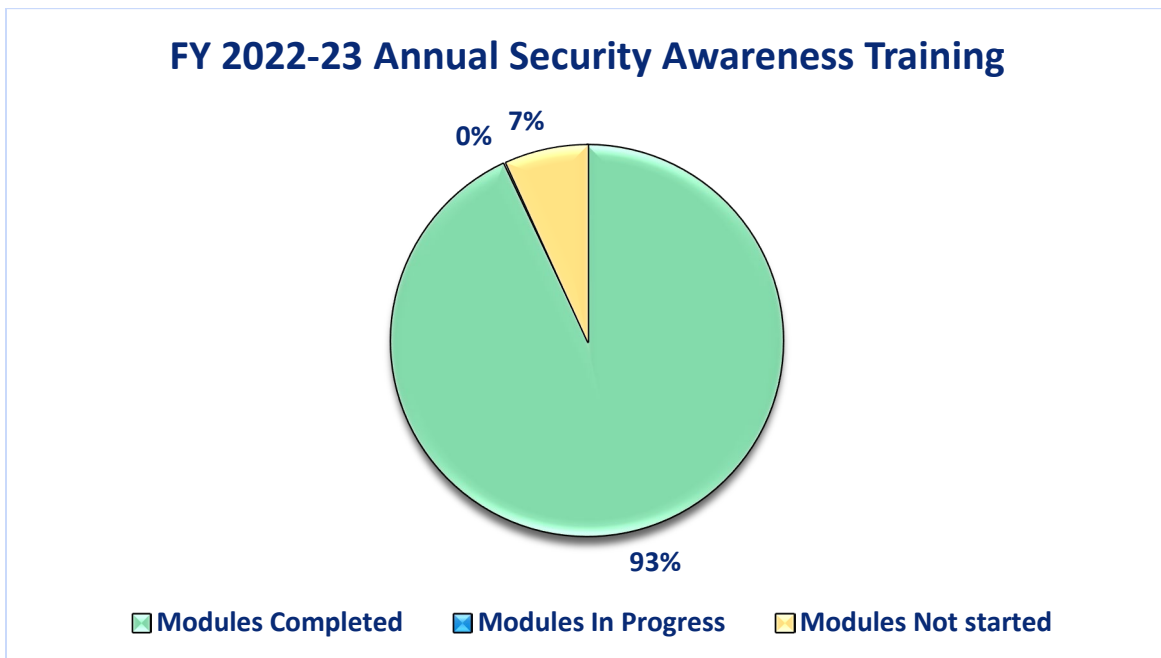
Section 4: Cybersecurity Programs

A. Awareness Training

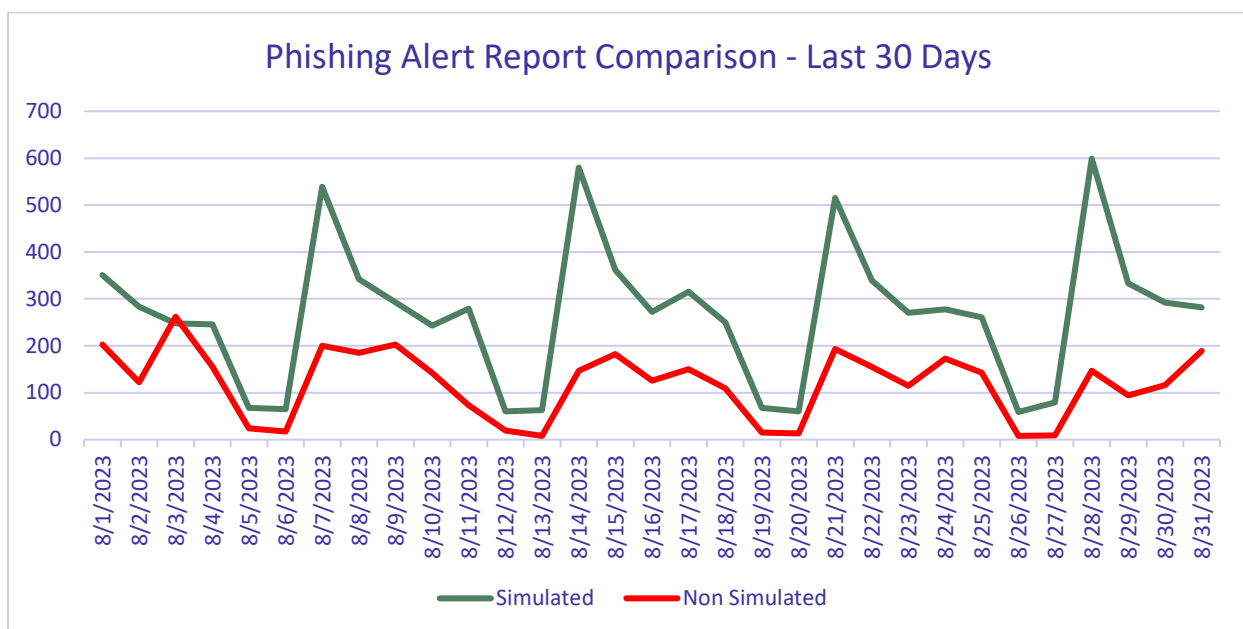
Security Awareness training is measured on an annual basis. Over the last several years ITS has observed a generally positive trend in risk scoring associated with annual employee training. Beginning with each new fiscal year the City will conduct a new set of security awareness courses to meet not only the best practices, but State of Texas House Bill 3834 requirements for all government employees.

Each year new or enhanced requirements from the Texas State Legislature are added as the risk environment evolves and becomes increasingly more threatening. As such, our security awareness training program must evolve to reflect the latest requirements and latest threats and it is critical that the security awareness training is completed each year. The information below illustrates the enrollment and completion of employee training for the current year. The FY 2022-23 security awareness training campaign was launched on January 25, 2023, and ITS is tracking its progress and working with City employees to ensure completion. As of August 2023, 93% of the training has been completed.

- Note employees with less than 25% of job function on technology are not required to complete cybersecurity training.



In addition, ITS continuously applies best practices to the employees around phishing and their ability to recognize and appropriately handle phishing incidents. Campaigns designed given real world scenarios, typically taken from recent events are sent out to the employee population to test their ability to distinguish and act. This provides feedback to the employees as well has increased the actual amount of true phishing reported. As well, a “Report phishing” button added to user’s Outlook has increased both the numbers of test phish and actual phishing emails.



B. Situational Awareness

Annually ITS assess the overall Security posture of the organization based upon the NIST Cybersecurity Framework (CSF). Each category within the NIST CSF is evaluated for the current level of maturity and expectant maturity level. This process uses current and projected technologies and documented standards and procedures to complete the process. ITS utilizes both internal and external resources to conduct assessments. The results of the assessments are used by ITS to develop security strategy for cybersecurity and privacy. The below figure outlines the maturity model for the CSF. While the TAR does not provide our scores from our self-assessment, ITS can provide this information to Council members and discuss the assessments in depth as requested.

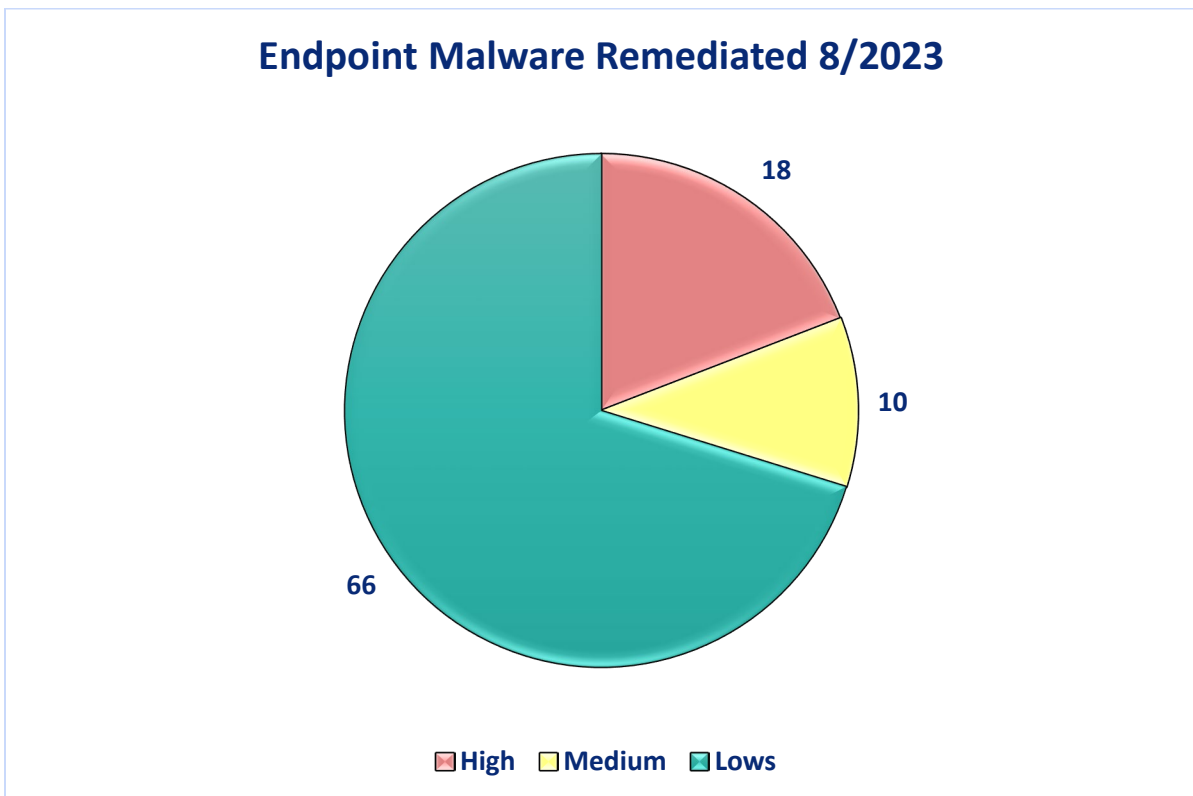
		Capability Maturity Model Levels				
		Level 1 Initial	Level 2 Repeatable	Level 3 Defined	Level 4 Managed	Level 5 Optimized
NIST Cybersecurity Framework Functions	Identify	Little to no cybersecurity risk identification.	Process for cybersecurity risk identification exists, but it is immature.	Risks to IT assets are identified and managed in a standard, well defined process.	Risks to the business environment are identified and proactively monitored on a periodic basis.	Cybersecurity risks are continuously monitored and incorporated into business decisions.
	Protect	Asset protection is reactive and ad hoc.	Data protection mechanisms are implemented across the environment.	Data is formally defined and protected in accordance with its classification.	The environment is proactively monitored via protective technologies.	Protection standards are operationalized through automation and advanced technologies.
	Detect	Anomalies or events are not detected or not detected in a timely manner.	Anomaly detection is established through detection tools and monitoring procedures.	A baseline of "normal" activity is established and applied against tools/procedures to better identify malicious activity.	Continuous monitoring program is established to detect threats in real-time.	Detection and monitoring solutions are continuously learning behaviors and adjusting detection capabilities.
	Respond	The process for responding to incidents is reactive or non-existent.	Analysis capabilities are applied consistently to incidents by Incident Response (IR) roles.	An IR Plan defines steps for incident preparation, analysis, containment, eradication, and post-incident.	Response times and impacts of incidents are monitored and minimized.	The capabilities of all IT personnel, procedures, technologies are regularly tested and updated.
	Recover	The process for recovering from incidents is reactive or non-existent.	Resiliency and recovery capabilities are applied consistently to incidents impacting business operations.	A Continuity & Disaster Recovery Plan defines steps to continue critical functions and recover to normal operations.	Recovery times and impacts of incidents are monitored and minimized.	The capabilities of all IT personnel, procedures, technologies are regularly tested and updated.

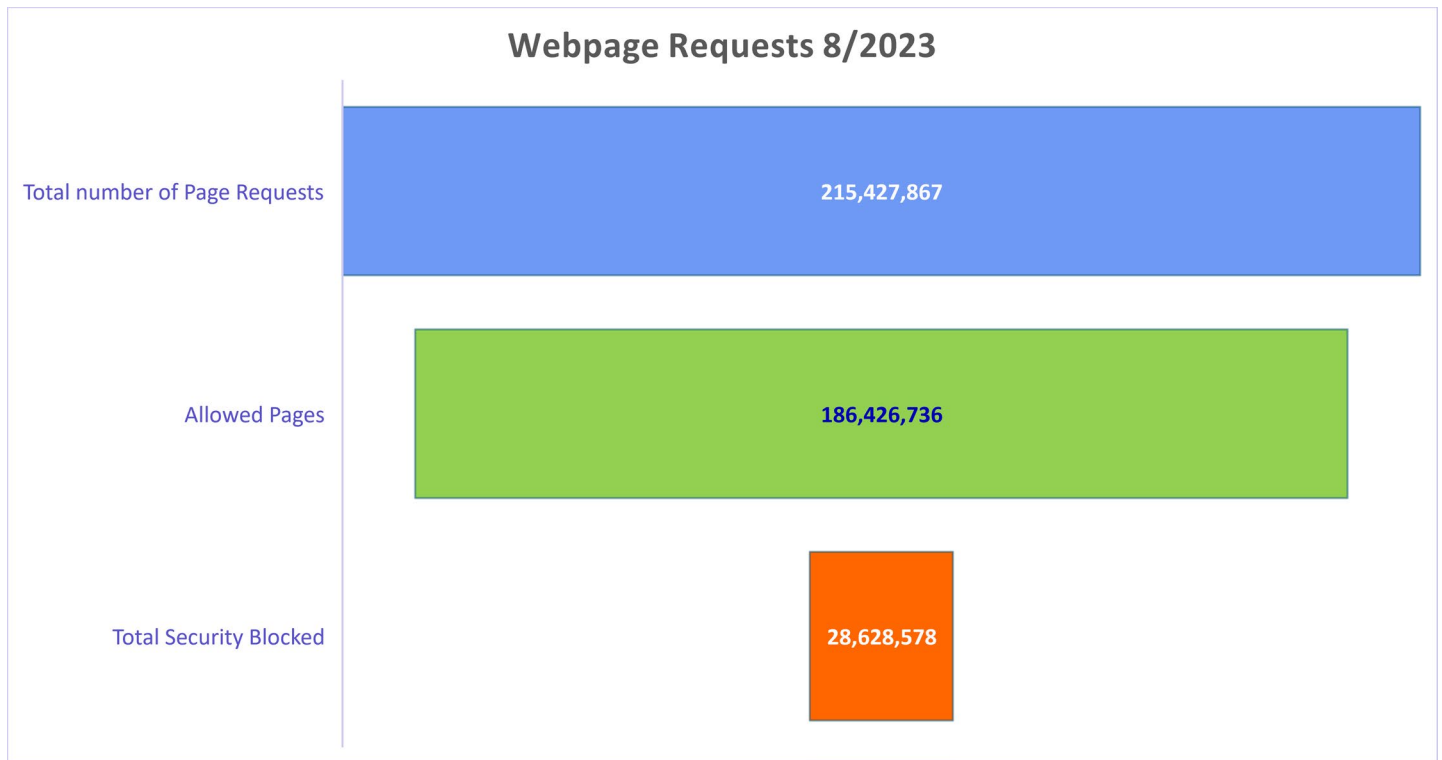
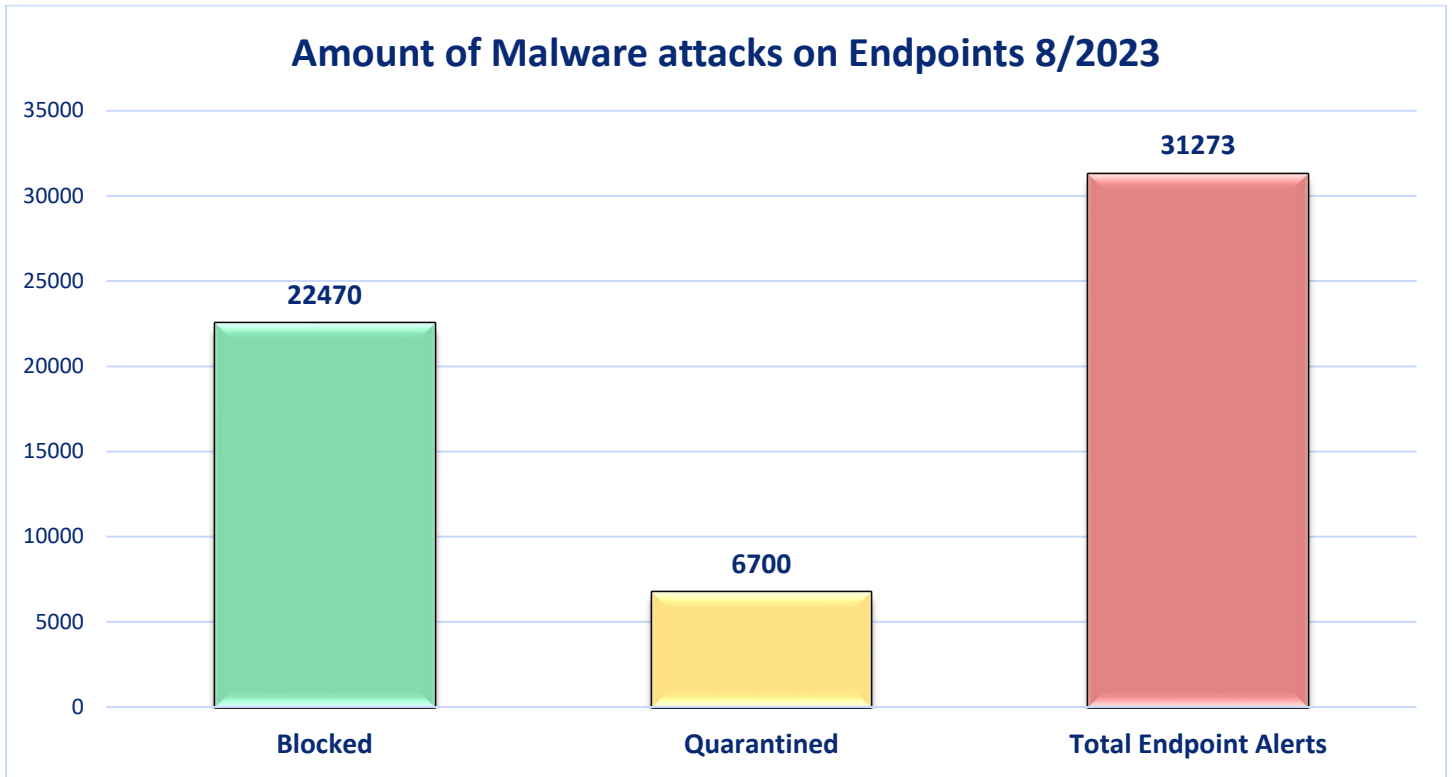
Figure 3: Assessing Cybersecurity Maturity

C. Data Protection & Privacy

1. Endpoint Protection

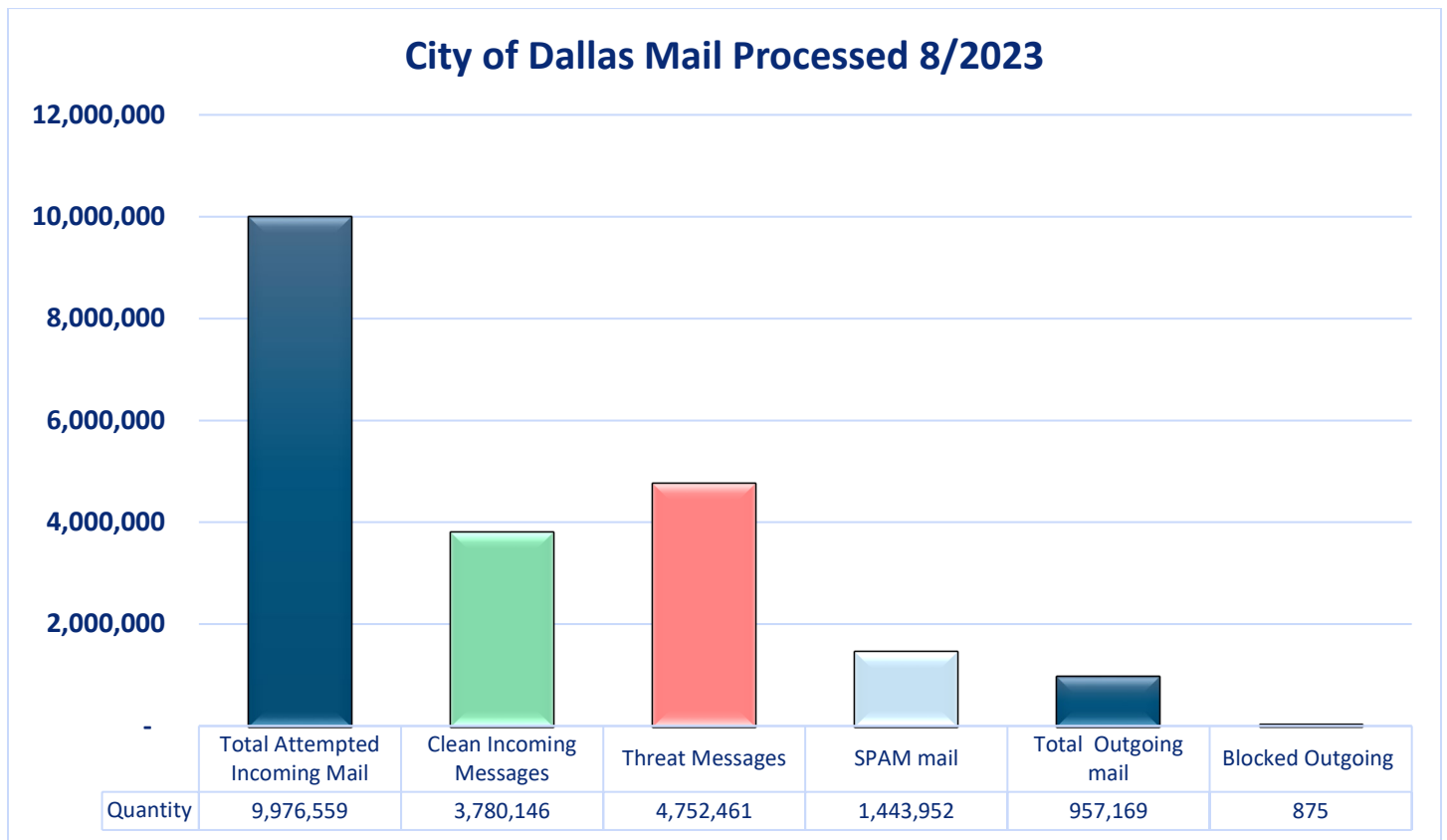
Endpoint protection is one component to the organization’s ability to handle daily malware. All City devices (endpoints) connected to the internet are subject to attacks. Attacks are mitigated through technologies monitoring the systems in real time reacting and responding to those attacks. Technologies like Firewall and Endpoint Detection and Response are in place to respond to those attacks. IT tracks and monitors attacks targeting the City’s endpoint devices. Below is the August 2023 data for endpoint attack metrics.





2. Email Screening

The City of Dallas receives and send millions of emails a month. Phishing is an attack vector that is utilized by bad actors in the form of social engineering, as a means to gain internal access to the network. This can then be used to introduce malware, ransomware, and other malicious software to adversely affect City services. Below provides a picture of mail messages processed and remediated prior to user reception.



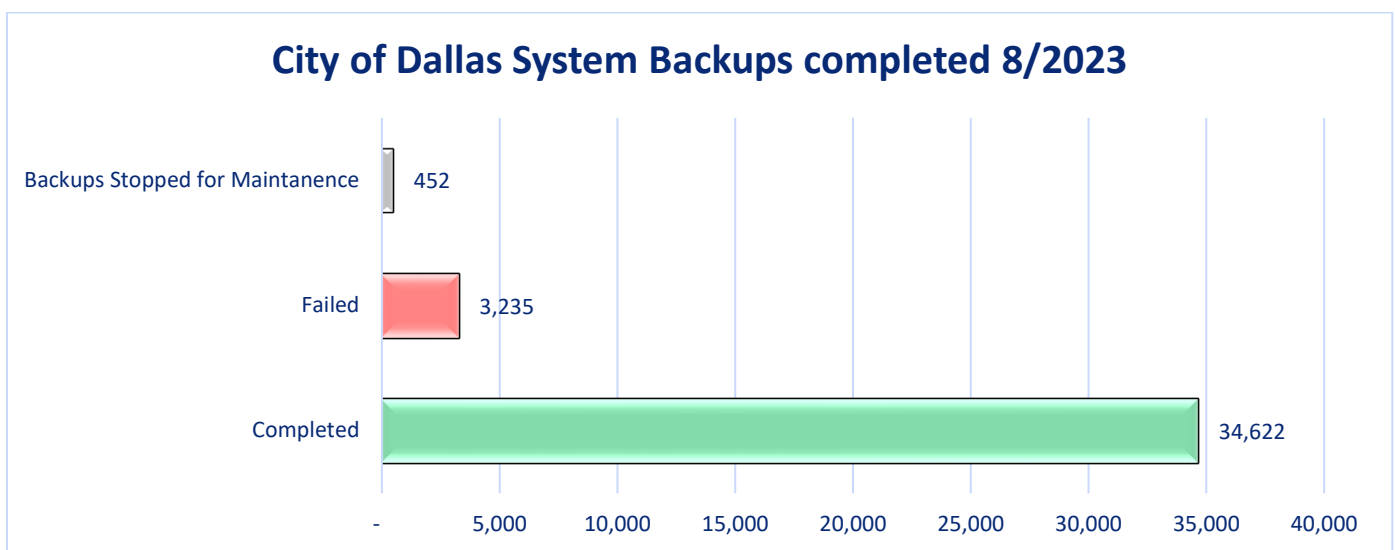
Section 5: IT Infrastructure

A. Resiliency - Disaster Recovery and Business Continuity

Resilience is essential in the City’s IT environment because it ensures that the system can continue to function effectively and efficiently even when unexpected events occur. This can include things like hardware or software failures, power outages, natural disasters, and cyber-attacks. Lack of resiliency impacts Local government to prolonged outages, data loss, and security breaches. These can be costly in terms of services to residents, loss of public trust, and regulatory penalties.

Resiliency can be achieved through a combination of redundancy, fault tolerance, disaster recovery planning, and proactive monitoring and maintenance. By designing and implementing resilient IT systems, the City can minimize the impact of disruptions and maintain business continuity, ensuring that critical applications and services remain available. ITS has begun evaluating on opportunities to design the City’s IT environment to improve resilience.

A critical component of Disaster Recovery and Business Continuity practices is backing up critical data, testing data backups, and conducting exercises to ensure that data backups can be successfully utilized to restore business services.



B. Audit

The ITS department strives to timely address established audit conditions impacting technology services. The following charts represent the August 2023 status of the Audit remediation efforts and stages.

