

Memorandum



CITY OF DALLAS

DATE January 12, 2018

TO Honorable Mayor and Members of the City Council

SUBJECT **Riverfront Boulevard Project – Return of Unused Funds**

The Riverfront Boulevard project is a joint effort by the City of Dallas, Dallas County and the Texas Department of Transportation (TxDOT) to reconstruct Riverfront Boulevard between Cadiz Street and Continental Avenue as a Complete Street project.

On September 26, 2012, Council Resolution No. 12-2372 authorized an Advance Funding Agreement (AFA) with TxDOT and accepted \$29 million in Regional Toll Revenue (RTR) funds for the full Riverfront Boulevard project. Later, the project was phased to expedite delivery.

The City of Dallas led Phase 1 of the project, from the Union Pacific Railroad to Continental Avenue, which is scheduled to be completed this month. Dallas County will lead Phase 2, from Cadiz Street to the Union Pacific Railroad, to better coordinate construction with the daily operations of the Frank Crowley Courts Building. Phase 2 construction is scheduled to start in November 2018 and be completed in late 2021.

Due to the revised project phasing, the City is returning to TxDOT \$23 million in unused RTR funding, which TxDOT will promptly disburse to Dallas County for completion of Phase 2 of the Riverfront Boulevard project.

Please contact me or Director of Transportation Michael Rogers at (214) 671-9596 if you have any questions or concerns.

A handwritten signature in black ink, appearing to read 'Majed A. Al-Ghafry'.

Majed A. Al-Ghafry
Assistant City Manager

- c:
- | | |
|---|--|
| T.C. Broadnax, City Manager | Jon Fortune, Assistant City Manager |
| Larry Casto, City Attorney | Joey Zapata, Assistant City Manager |
| Craig D. Kinton, City Auditor | M. Elizabeth Reich, Chief Financial Officer |
| Billerae Johnson, City Secretary (Interim) | Nadia Chandler Hardy, Chief of Community Services |
| Daniel F. Solis, Administrative Judge | Raquel Favela, Chief of Economic Development & Neighborhood Services |
| Kimberly Bizzor Tolbert, Chief of Staff to the City Manager | Theresa O'Donnell, Chief of Resilience |
| Jo M. (Jody) Puckett, Assistant City Manager (Interim) | Directors and Assistant Directors |

Memorandum



DATE January 12, 2018

TO Honorable Mayor and Members of the City Council

SUBJECT **Dallas Police Department's 2017 Uniform Crime Report**

The Dallas Police Department has reported the year-end crime statistics for 2017 to the FBI for the Uniform Crime Report. The statistical information submitted on the crime rate is attached for your review. I have included some important bullet points related to this report and the city's crime rate that I wanted you to be aware of.

- Dallas ended 2017 with an overall crime reduction of **-3.60%**.
 - In 2017, Dallas experienced the lowest per capita crime rate since **1964**.
- The total number of reported offenses in Dallas for 2017 was 53,001.
 - This is the lowest number of total criminal offenses in Dallas since **1968**.
 - There were **1981** fewer criminal offenses in Dallas than last year.
- Burglary, theft and auto theft, which are considered property crimes, accounted for over 80.5% of all crime.
 - These offenses were down **-5.10%** compared to 2016.
- Although homicide and robbery offenses were down **-4.1%** and **-4.9%** respectively, there was a slight increase of 2.9% in violent crime versus 2016.

Should you have any questions or concerns, please contact Police Chief Reneé Hall, Dallas Police Department.

Jon Fortune
Assistant City Manager

[Attachment]

cc: T.C. Broadnax, City Manager
Larry Casto, City Attorney
Craig D. Kinton, City Auditor
Billerae Johnson, City Secretary (Interim)
Daniel F. Solis, Administrative Judge
Kimberly Bizzor Tolbert, Chief of Staff to the City Manager
Majed A. Al-Ghafry, Assistant City Manager

Jo M. (Jody) Puckett, Assistant City Manager (Interim)
Joey Zapata, Assistant City Manager
M. Elizabeth Reich, Chief Financial Officer
Nadia Chandler Hardy, Chief of Community Services
Raquel Favela, Chief of Economic Development & Neighborhood Services
Theresa O'Donnell, Chief of Resilience
Directors and Assistant Directors

Dallas Police Department

The 2017 end of year Uniform Crime Report Summary

CRIME SUMMARY

	Dec 17	Dec 16	% CHANGE	Dec 17 Y.T.D.	Dec 16 Y.T.D.	% CHANGE	% OFFENSES CLEARED Y.T.D.
VIOLENT CRIMES							
MURDER	9	13	-30.8%	165	172	-4.1%	80.6%
SEXUAL ASSAULT	73	70	+4.3%	831	767	+8.3%	55.1%
ROBBERY (TOTAL)	316	411	-23.1%	4377	4604	-4.9%	19.1%
BUSINESS	62	115	-46.1%	879	787	+11.7%	24.9%
INDIVIDUAL	254	296	-14.2%	3498	3817	-8.4%	17.7%
AGGRAVATED ASSAULT	387	383	+1.0%	4994	4529	+10.3%	48.9%
SUB TOTAL	785	877	-10.5%	10367	10072	+2.9%	37.3%
NON-VIOLENT CRIMES							
BURGLARY (TOTAL)	730	1003	-27.2%	9874	10948	-9.8%	4.9%
BUSINESS	321	340	-5.6%	4087	3432	+19.1%	5.2%
RESIDENTIAL	409	663	-38.3%	5787	7516	-23.0%	4.7%
THEFT	2104	2361	-10.9%	24847	26370	-5.8%	7.2%
AUTO THEFT	675	650	+3.8%	7913	7592	+4.2%	10.4%
SUB TOTAL	3509	4014	-12.6%	42634	44910	-5.1%	7.3%
TOTAL INDEX CRIMES	4294	4891	-12.2%	53001	54982	-3.6%	13.2%

Memorandum



CITY OF DALLAS

DATE January 12, 2018

TO Honorable Mayor and Members of the City Council

SUBJECT **Southern Gateway Ramp Design Modifications**

The Texas Department of Transportation (TxDOT) is currently designing the Southern Gateway, a 10-mile roadway project that entails full reconstruction of IH 35E from Colorado Boulevard to the US 67 split. TxDOT has identified two design modifications that will trigger Meetings with Affected Property Owners (MAPO).

The first design modification would move the 10th Street off-ramp further to the west. The previous design configuration provided a shorter weaving distance for northbound IH 35E traffic exiting to 8th Street. The revised design creates safer pedestrian access for the intersection at the IH 35E northbound frontage road.

The second design modification would eliminate the cloverleaf ramps at Loop 12 in favor of a conventional diamond ramp configuration. Converting to a traditional diamond intersection improves safety by eliminating weaving movements while maintaining current levels of service for traffic operations.

The MAPO details for these two modifications are listed below:

10th St. Off-Ramp

Time 6-8 p.m.
Date Tuesday, Jan. 23
Address Golden Gate Missionary Baptist Church
Gate House
1228 Reverend CBT Smith St.
Dallas, TX 75203

Loop 12 Ramp Configuration

Time 6-8 p.m.
Date Thursday, Jan. 25
Address Thurgood Marshall Recreation Center
5150 Mark Trail Way
Dallas, TX 75232

DATE January 12, 2018
SUBJECT Southern Gateway Design Modifications

Please let me know if you need additional information prior to the scheduled meetings.



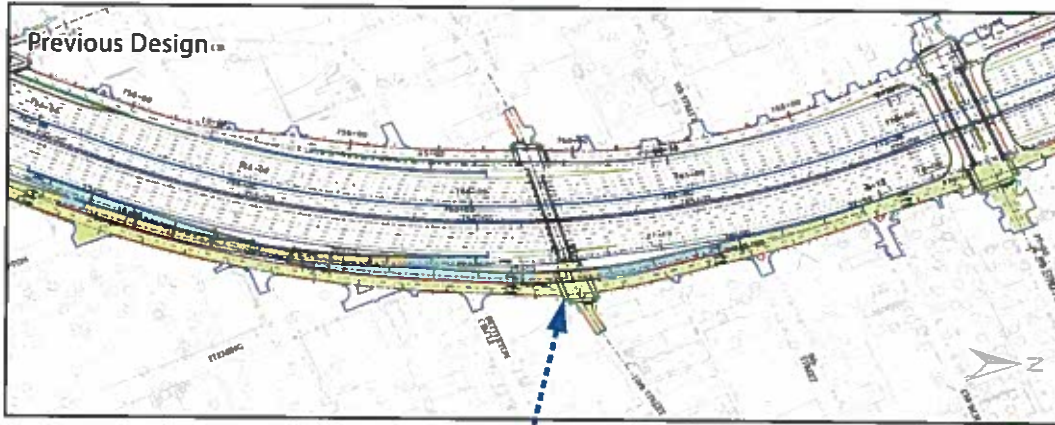
Majed A. Al-Ghafry
Assistant City Manager

[Attachment]

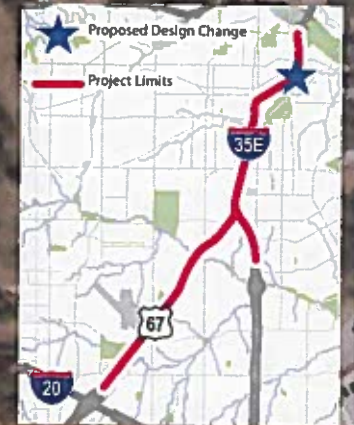
c: T.C. Broadnax, City Manager
Larry Casto, City Attorney
Craig D. Kinton, City Auditor
Billerae Johnson, City Secretary (Interim)
Daniel F. Solis, Administrative Judge
Kimberly Bizzor Tolbert, Chief of Staff to the City Manager
Jo M. (Jody) Puckett, Assistant City Manager (Interim)

Jon Fortune, Assistant City Manager
Joey Zapata, Assistant City Manager
M. Elizabeth Reich, Chief Financial Officer
Nadia Chandler Hardy, Chief of Community Services
Raquel Favela, Chief of Economic Development & Neighborhood Services
Theresa O'Donnell, Chief of Resilience
Directors and Assistant Directors

Proposed Design Change Location Map



Off ramp connection to 10th Street



**MODIFICATIONS
PROPOSED FOR A
SECTION OF THE
I-35E/US 67 PROJECT
AT I-35E NORTHBOUND
EXIT TO 8TH STREET**

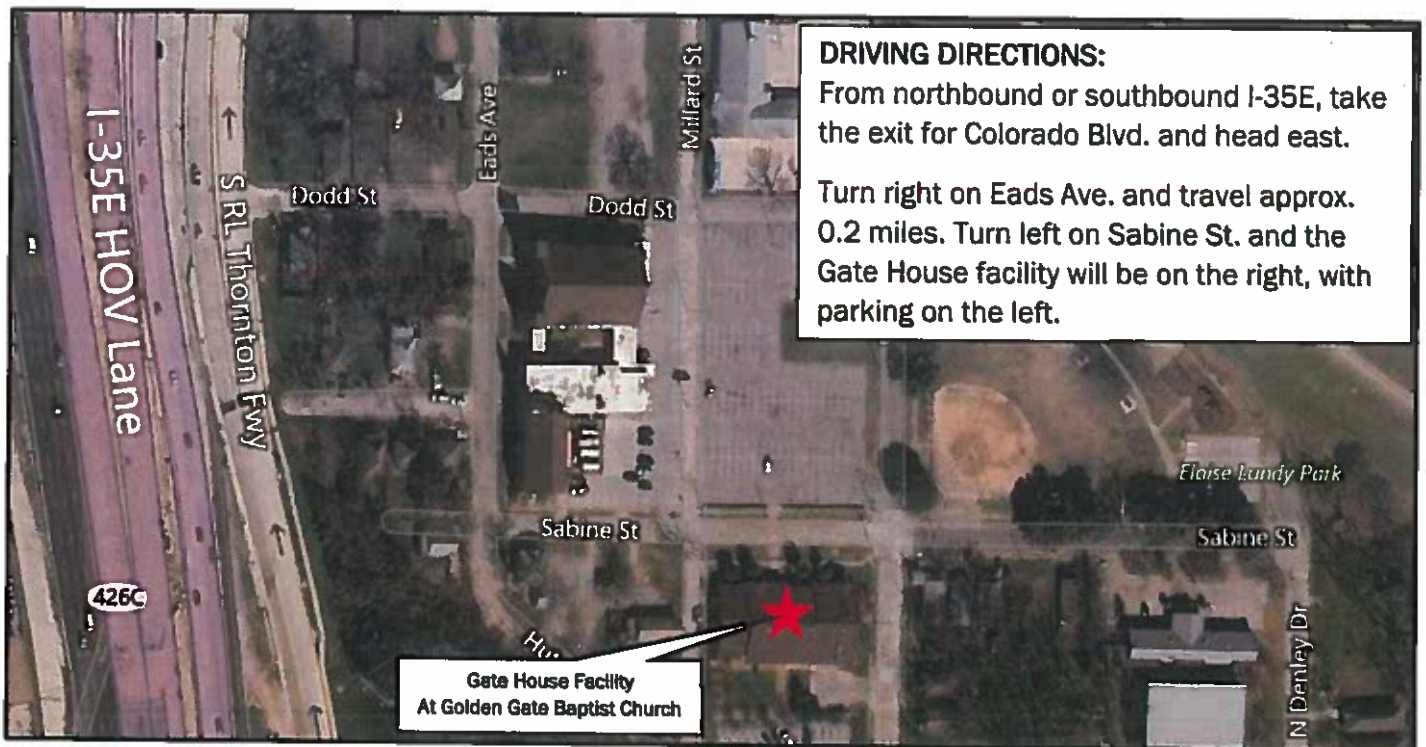
**MEETING WITH AFFECTED
PROPERTY OWNERS**

JANUARY 23, 2018

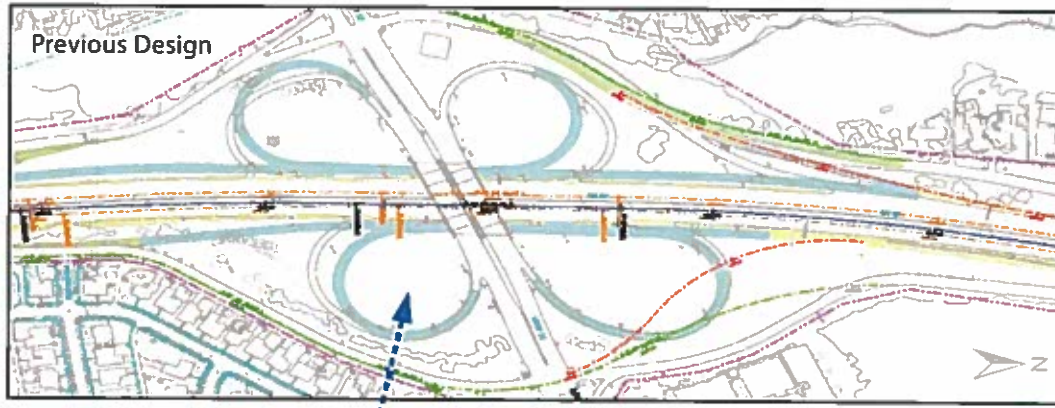
**The Gate House at
Golden Gate Missionary
Baptist Church**

**MEETING WITH AFFECTED
PROPERTY OWNERS**

6:00 PM to 8:00 PM



Proposed Design Change Location Map



Removal of all four loop ramps

New on ramp entrance



**MODIFICATIONS PROPOSED
FOR A SECTION OF THE
I-35E/US 67 PROJECT AT
LOOP 12**

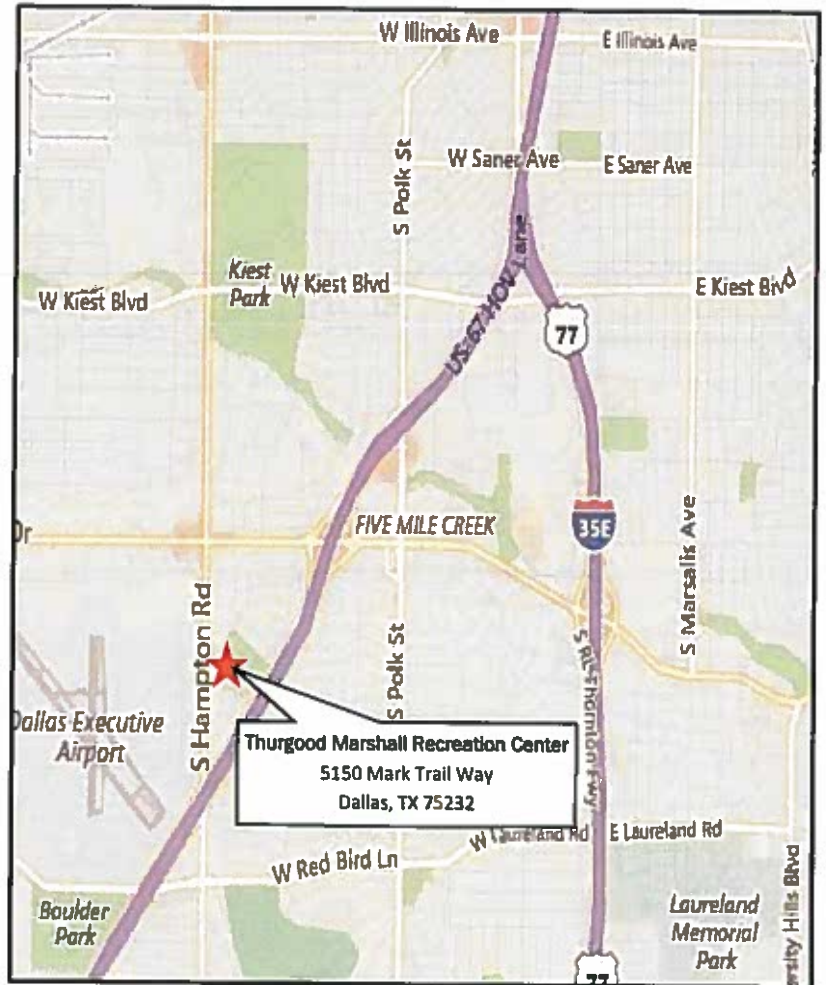
**MEETING WITH AFFECTED
PROPERTY OWNERS**

JANUARY 25, 2018

**Thurgood Marshall
Recreation Center**

**MEETING WITH AFFECTED
PROPERTY OWNERS**

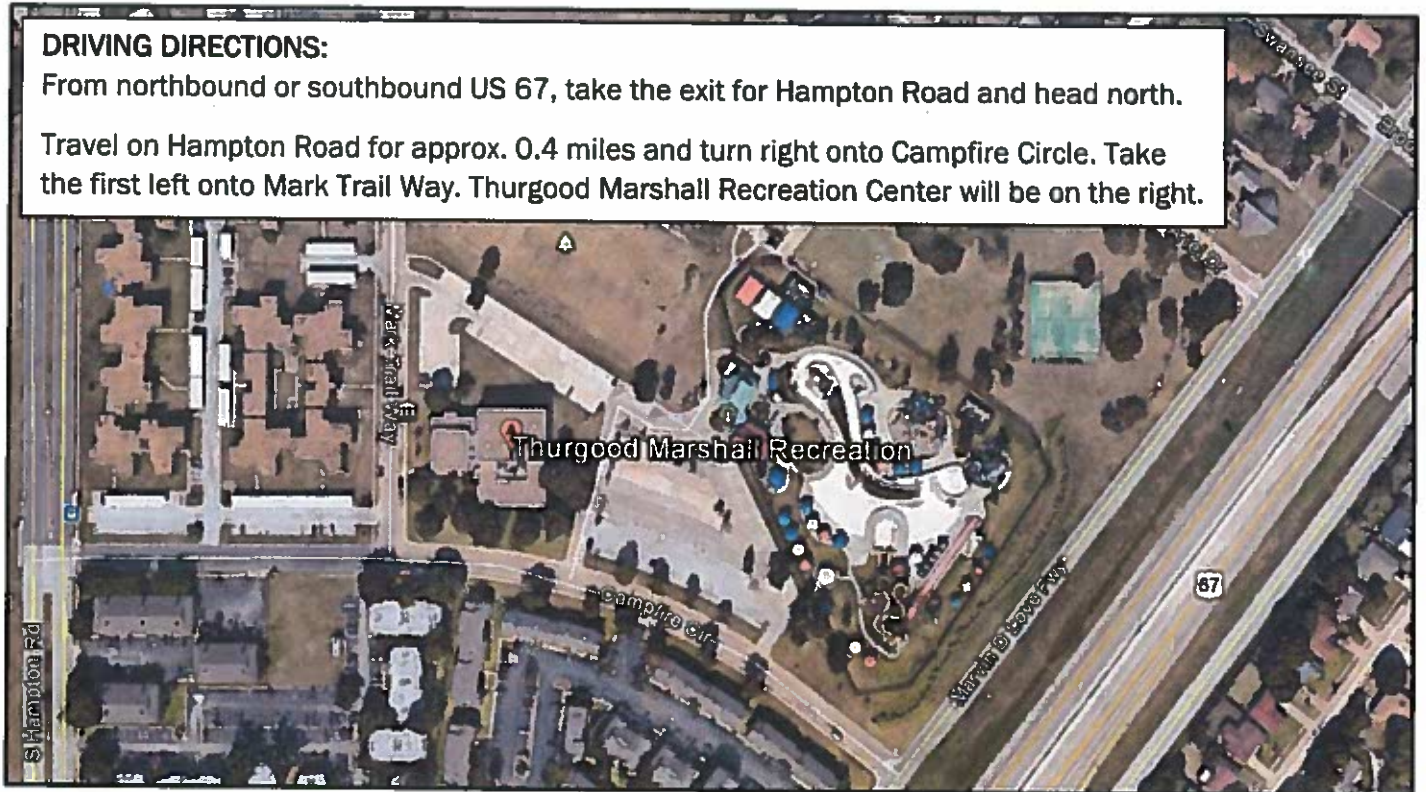
6:00 PM to 8:00 PM



DRIVING DIRECTIONS:

From northbound or southbound US 67, take the exit for Hampton Road and head north.

Travel on Hampton Road for approx. 0.4 miles and turn right onto Campfire Circle. Take the first left onto Mark Trail Way. Thurgood Marshall Recreation Center will be on the right.




Memorandum



DATE January 12, 2018
TO Honorable Mayor and Members of the City Council
SUBJECT **City License Applications**

Attached is a list of the most recent Dance Hall and/or Sexual Oriented Business applications received for the week of January 1-5, 2018 by the Strategic Deployment Bureau Licensing Squad of the Dallas Police Department.

Please have your staff contact Sergeant Lisette Rivera, #7947 at (214) 670-4811 and/or by email at lisette.rivera@dpd.ci.dallas.tx.us should you need further information.



Jon Fortune
Assistant City Manager

[Attachment]

cc: T.C. Broadnax, City Manager
Larry Casto, City Attorney
Craig D. Kinton, City Auditor
Biliera Johnson, City Secretary (Interim)
Daniel F. Solis, Administrative Judge
Kimberly Bizzor Tolbert, Chief of Staff to the City Manager
Majed A. Al-Ghafry, Assistant City Manager

Jo M. (Jody) Puckett, Assistant City Manager (Interim)
Joey Zapata, Assistant City Manager
M. Elizabeth Reich, Chief Financial Officer
Nadia Chandler Hardy, Chief of Community Services
Raquel Favela, Chief of Economic Development & Neighborhood Services
Theresa O'Donnell, Chief of Resilience
Directors and Assistant Directors

Weekly License Application Report

January 01, 2018 - January 05, 2018

<i>BEAT</i>	<i>DIST.</i>	<i>NAME OF BUSINESS</i>	<i>ADDRESS</i>	<i>LICENSE</i>	<i>STATUS</i>	<i>LATE HOUR</i>	<i>DATE</i>	<i>APPLICANT</i>
534	6	Chicas Bonitas	11044 Harry Hines Blvd	SOB-CABARET	RENEWAL	YES	01/02/2018	Hale, Dallas

License Definitions:

- DH - Class "A" -Dance Hall - Dancing Permitted 3 Days Or More A Week***
- DH - Class "B" Dance Hall - Dancing Permitted Less Than Three Days a Week***
- DH - Class "C" Dance Hall - Dancing Scheduled One Day At A Time***
- DH - Class "E" Dance Hall - Dancing Permitted Seven Days A Week for Persons Age 14 through Age 18 Only***
- LH - Late Hours Permit - Can Operate A Dance Hall Until 4:00***
- BH - Billiard Hall - Billiards Are Played***
- SOB - Sexually Oriented Business - Adult Arcade / Adult Book/Video Store / Adult Cabaret / Adult Adult Theater / Escort Agency / Nude Model Studio***

Tuesday, January 09, 2018

Page 1 of 1

Memorandum



CITY OF DALLAS

DATE January 12, 2018

TO Honorable Mayor and Members of the City Council

SUBJECT **Sales Tax Receipts**

The November 2017 sales tax receipts from the State Comptroller's Office are \$23,107,433, which represents a 4.2 percent increase in total collections compared to the same reporting period last year. November's sales tax revenue is 0.9 percent more than the current month's budget.

- November 2016 actual \$22,167,177
- November 2017 budget \$22,902,421
- November 2017 actual \$23,107,433
 - 4.2 percent more than the November 2016 actual
 - 0.9 percent more than the November 2017 budget

Over the most recent 12 months, sales tax receipts have increased by 3.1 percent. We will continue to monitor our sales tax forecast closely and keep you informed.

A handwritten signature in blue ink that reads "M. Elizabeth Reich".

M. Elizabeth Reich
Chief Financial Officer

Attachment

c: T.C. Broadnax, City Manager
Larry Casto, City Attorney
Craig D. Kinton, City Auditor
Billerae Johnson, City Secretary (Interim)
Daniel F. Solis, Administrative Judge
Kimberly Bizer Tolbert, Chief of Staff to the City Manager
Majed A. Al-Ghafry, Assistant City Manager

Jon Fortune, Assistant City Manager
Joey Zapata, Assistant City Manager
Jo M. (Jody) Puckett, Assistant City Manager (Interim)
Nadia Chandler Hardy, Chief of Community Services
Raquel Favela, Chief of Economic Development & Neighborhood Services
Theresa O'Donnell, Chief of Resilience
Directors and Assistant Directors

SALES TAX

as of November 2017

	ACTUAL FY 2016-17	BUDGET FY 2017-18	ACTUAL FY 2017-18	YTD VARIANCE FY 17-18 ACT. VS. FY 16-17 ACT.		YTD VARIANCE FY 17-18 ACTUAL VS. BUDGET	
				DOLLARS	PERCENT	DOLLARS	PERCENT
OCT	\$23,256,127	\$24,027,490	\$24,658,939	\$1,402,812	6.0%	\$631,450	2.6%
NOV	22,167,177	22,902,421	\$23,107,433	940,256	4.2%	\$205,011	0.9%
DEC	30,146,384	31,146,284					
JAN	21,809,865	22,533,258					
FEB	21,898,775	22,625,117					
MAR	28,359,166	29,299,787					
APR	22,205,794	22,942,319					
MAY	23,406,768	24,183,127					
JUN	27,407,086	28,316,129					
JUL	23,147,421	23,915,178					
AUG	23,277,160	24,049,220					
SEP	26,528,842	27,408,755					
TOTAL	\$293,610,565	\$303,349,086	\$47,766,372	\$2,343,068	5.2%	\$836,461	1.8%

