

Memorandum



CITY OF DALLAS

DATE August 31, 2018

TO Honorable Members of the Public Safety and Criminal Justice Committee

SUBJECT **Public Safety Dashboards – July 2018**

The next scheduled Public Safety and Criminal Justice Committee (PSCJC) Meeting is Monday, September 24, 2018. Due to the Committee not meeting again prior to this date, I have provided the most recent dashboard numbers for the Dallas Fire-Rescue Department, Dallas Police Department and Municipal Courts.

Please contact me if you have any questions or need additional information.

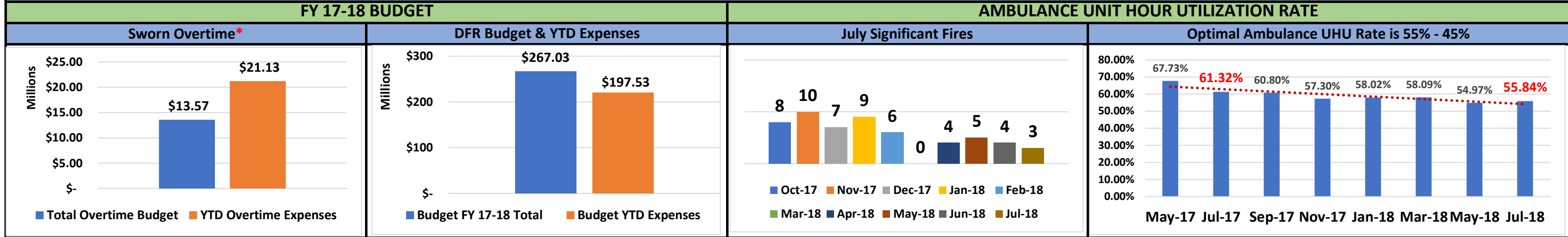
A handwritten signature in cursive script that reads "Jon Fortune".

Jon Fortune
Assistant City Manager

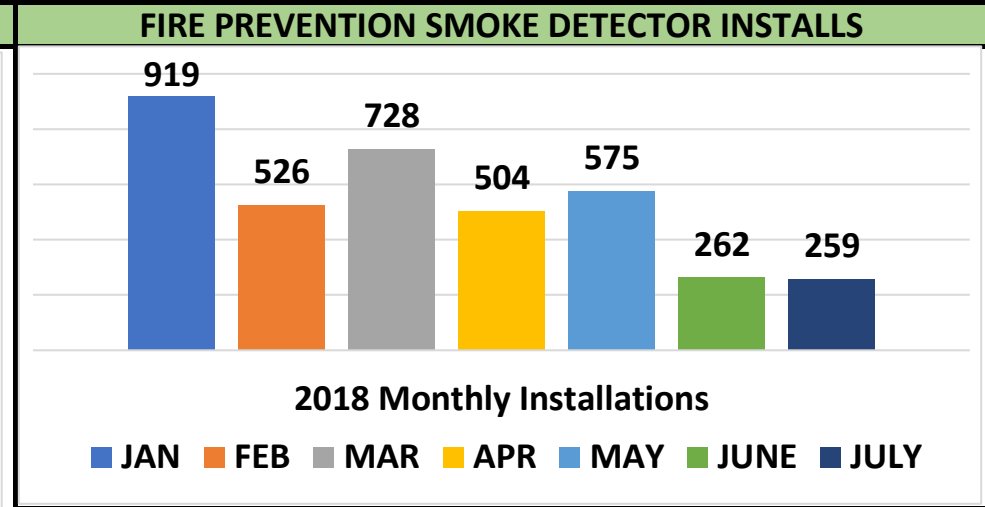
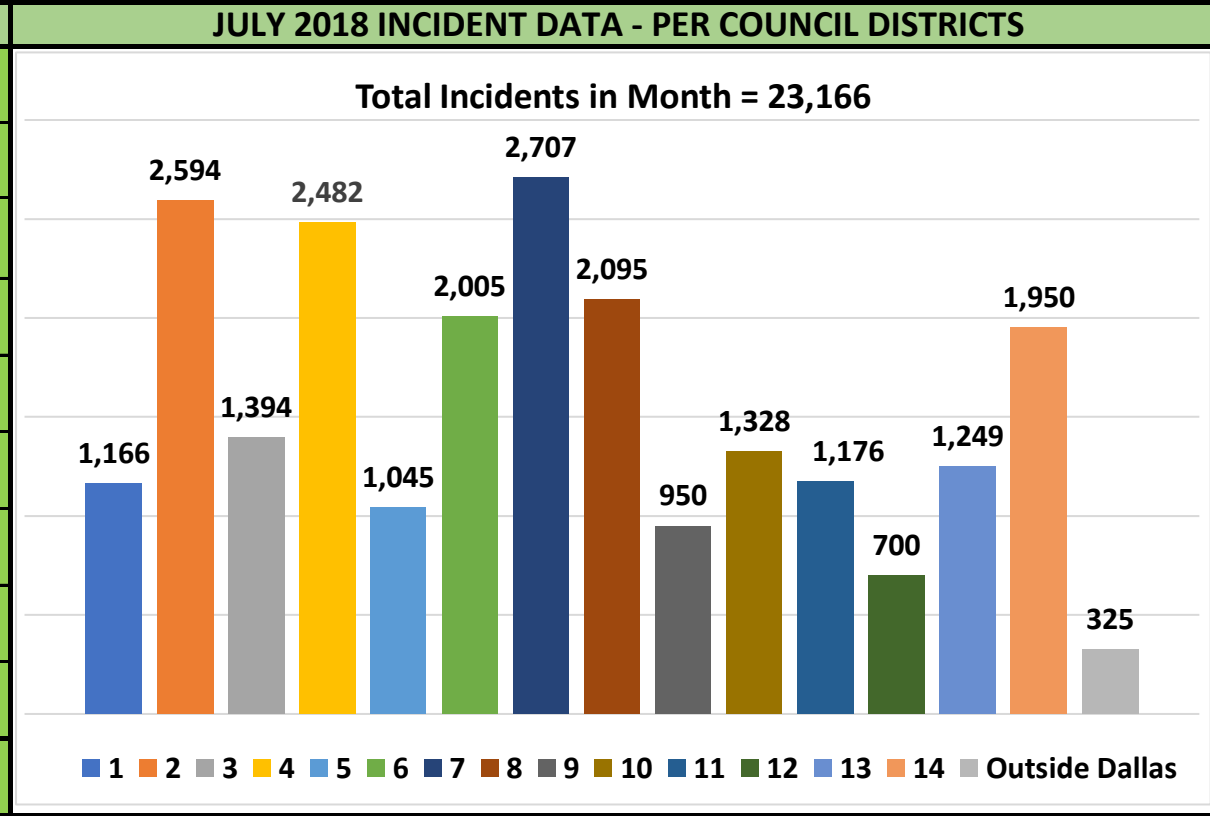
cc: Honorable Mayor and Members of the City Council
T.C. Broadnax, City Manager
Larry Casto, City Attorney
Craig D. Kinton, City Auditor
Billerae Johnson, City Secretary
Daniel F. Solis, Administrative Judge
Kimberly Bizzor Tolbert, Chief of Staff to the City Manager

Majed A. Al-Ghafry, Assistant City Manager
Joey Zapata, Assistant City Manager
M. Elizabeth Reich, Chief Financial Officer
Nadia Chandler Hardy, Assistant City Manager & Chief Resilience Officer
Raquel Favela, Chief of Economic Development & Neighborhood Services
Theresa O'Donnell, Chief of Resilience
Directors and Assistant Directors

Dallas Fire-Rescue Department Dashboard: Month Ending July 31, 2018

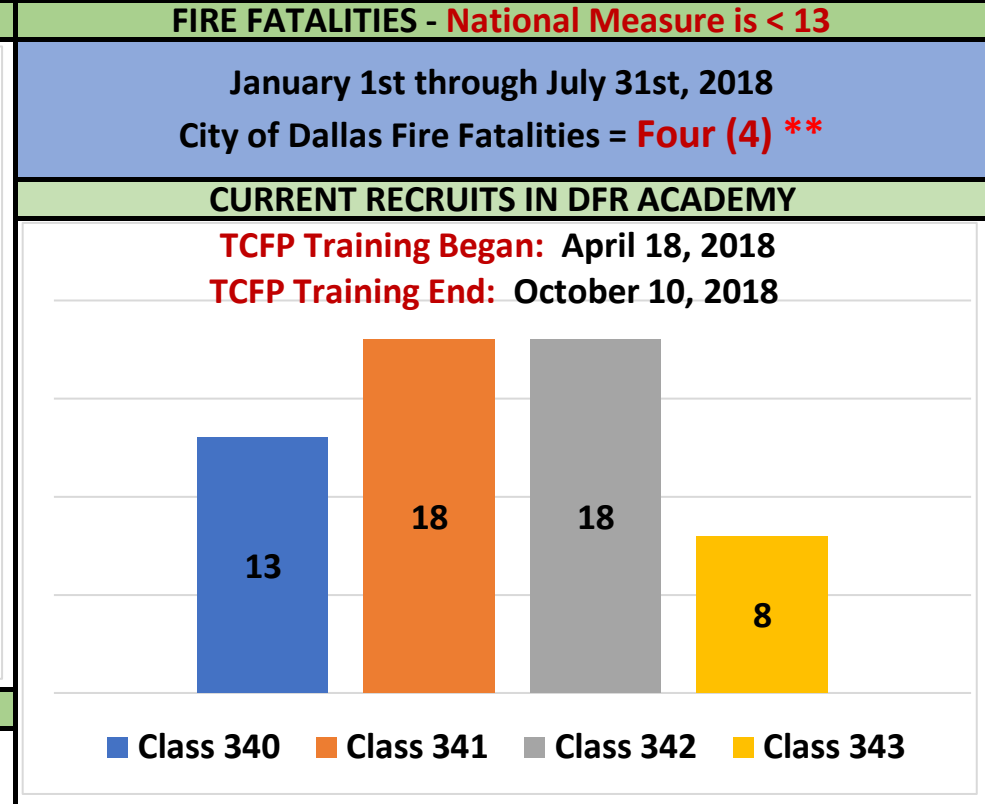
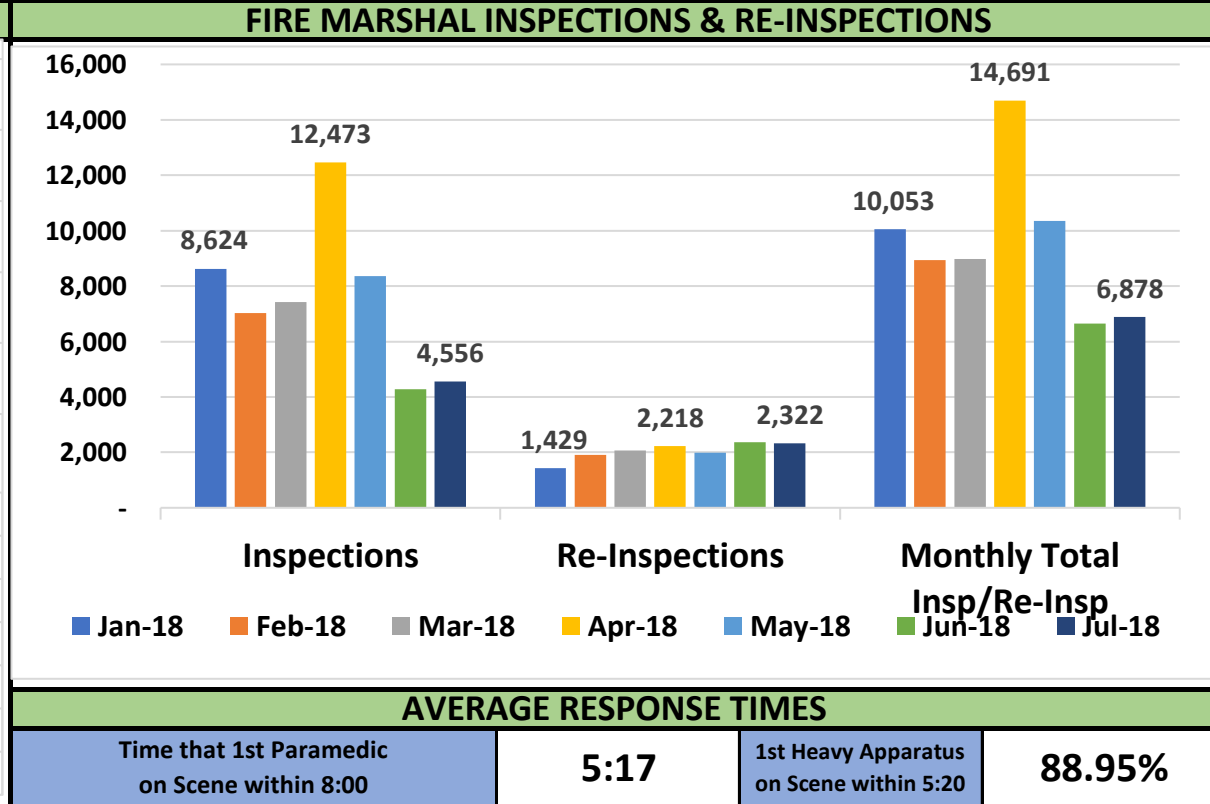


| SWORN STAFFING AND HIRING | | | |
|--------------------------------------|-----------|-----------|-----------|
| Function | July 2016 | July 2017 | July 2018 |
| EMS & Emergency Response | 1651 | 1636 | 1564 |
| Dispatch Comms & GIS | 53 | 46 | 60 |
| Fire Prevention & Inspection | 116 | 115 | 98 |
| Arson Investigation EOD | 19 | 17 | 15 |
| Training & Recruitment | 44 | 11 | 169 |
| Aircraft Rescue Fire Fighting (ARFF) | 30 | 34 | 35 |
| Special Ops Administration | 9 | 7 | 5 |
| Human Resources & Wellness | 4 | 4 | 2 |
| Total Uniform | 1,926 | 1,870 | 1,948 |



| JULY 2018 FIRE COMMUNICATIONS & DISPATCH | | | |
|--|--------|--------|-----------------------------------|
| Specialized | Fire | EMS | 2018 Calls & Dispatches |
| 325 | 5,780 | 17,061 | |
| 1.40% | 24.95% | 73.65% | |

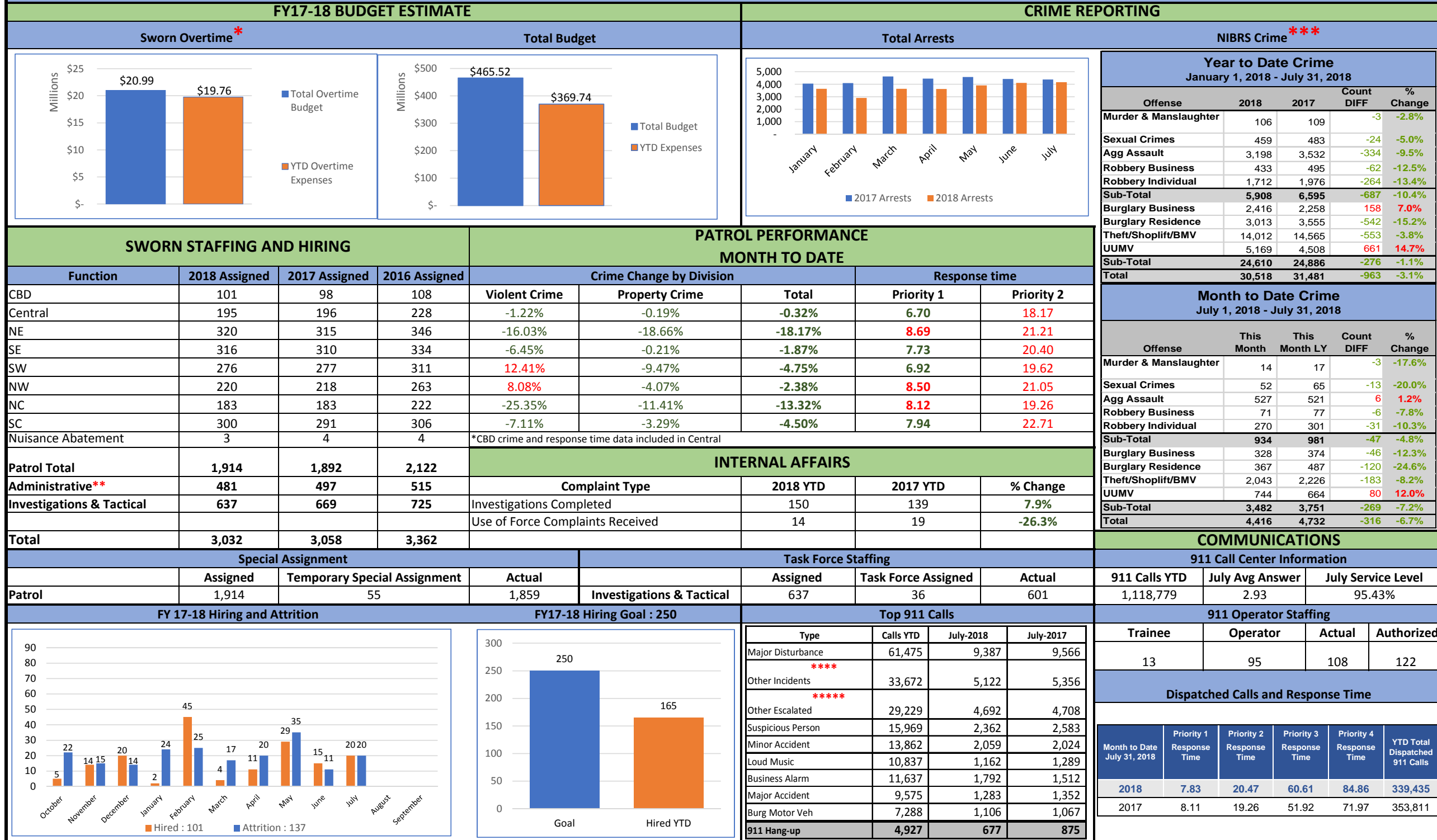
| FIRE INVESTIGATIONS & ARSON CLEARANCE BY ARREST | | | | | | | | | | | | | | | | | | | | | | | | | | | | | | | | | | | | | | | | | | | | |
|---|---|---------------------------|-------------|-------------------------|--|---------------------|---------------------------|-------------|-------------------------|--------|-----|----|----|---|--------|-----|----|----|---|--------|-----|----|----|---|--------|-----|----|----|---|--------|-----|----|----|---|--------|-----|----|----|---|--------|-----|----|----|---|
| 250 | | | | | | | | | | | | | | | | | | | | | | | | | | | | | | | | | | | | | | | | | | | | |
| 126 | <table border="1" style="width: 100%; border-collapse: collapse;"> <thead> <tr> <th></th> <th style="text-align: center;">Fire Investigations</th> <th style="text-align: center;">Cause & Origin Determined</th> <th style="text-align: center;">Arson Cases</th> <th style="text-align: center;">Arson Cleared by Arrest</th> </tr> </thead> <tbody> <tr> <td>Jan-18</td> <td style="text-align: center;">191</td> <td style="text-align: center;">94</td> <td style="text-align: center;">27</td> <td style="text-align: center;">7</td> </tr> <tr> <td>Feb-18</td> <td style="text-align: center;">104</td> <td style="text-align: center;">70</td> <td style="text-align: center;">20</td> <td style="text-align: center;">4</td> </tr> <tr> <td>Mar-18</td> <td style="text-align: center;">119</td> <td style="text-align: center;">77</td> <td style="text-align: center;">33</td> <td style="text-align: center;">4</td> </tr> <tr> <td>Apr-18</td> <td style="text-align: center;">118</td> <td style="text-align: center;">80</td> <td style="text-align: center;">31</td> <td style="text-align: center;">9</td> </tr> <tr> <td>May-18</td> <td style="text-align: center;">105</td> <td style="text-align: center;">81</td> <td style="text-align: center;">33</td> <td style="text-align: center;">5</td> </tr> <tr> <td>Jun-18</td> <td style="text-align: center;">120</td> <td style="text-align: center;">88</td> <td style="text-align: center;">25</td> <td style="text-align: center;">5</td> </tr> <tr> <td>Jul-18</td> <td style="text-align: center;">126</td> <td style="text-align: center;">93</td> <td style="text-align: center;">27</td> <td style="text-align: center;">5</td> </tr> </tbody> </table> | | | | | Fire Investigations | Cause & Origin Determined | Arson Cases | Arson Cleared by Arrest | Jan-18 | 191 | 94 | 27 | 7 | Feb-18 | 104 | 70 | 20 | 4 | Mar-18 | 119 | 77 | 33 | 4 | Apr-18 | 118 | 80 | 31 | 9 | May-18 | 105 | 81 | 33 | 5 | Jun-18 | 120 | 88 | 25 | 5 | Jul-18 | 126 | 93 | 27 | 5 |
| | Fire Investigations | Cause & Origin Determined | Arson Cases | Arson Cleared by Arrest | | | | | | | | | | | | | | | | | | | | | | | | | | | | | | | | | | | | | | | | |
| Jan-18 | 191 | 94 | 27 | 7 | | | | | | | | | | | | | | | | | | | | | | | | | | | | | | | | | | | | | | | | |
| Feb-18 | 104 | 70 | 20 | 4 | | | | | | | | | | | | | | | | | | | | | | | | | | | | | | | | | | | | | | | | |
| Mar-18 | 119 | 77 | 33 | 4 | | | | | | | | | | | | | | | | | | | | | | | | | | | | | | | | | | | | | | | | |
| Apr-18 | 118 | 80 | 31 | 9 | | | | | | | | | | | | | | | | | | | | | | | | | | | | | | | | | | | | | | | | |
| May-18 | 105 | 81 | 33 | 5 | | | | | | | | | | | | | | | | | | | | | | | | | | | | | | | | | | | | | | | | |
| Jun-18 | 120 | 88 | 25 | 5 | | | | | | | | | | | | | | | | | | | | | | | | | | | | | | | | | | | | | | | | |
| Jul-18 | 126 | 93 | 27 | 5 | | | | | | | | | | | | | | | | | | | | | | | | | | | | | | | | | | | | | | | | |



* Overtime has been created by attrition; DFR has implemented methods to reduce, including delaying a Fire Cadet class, (reduces overall expenses by 2.2 million this year). Additionally, DFR is coordinating with OFS to ensure adequate funding moving forward.

** May 2018 showed a total of Six (6) Fatalities... Further Investigation and the Medical Examiner Reports confirmed that two (2) were Homicides. Therefore, the YTD number is adjusted to Four (4).

Dallas Police Department Dashboard 7/31/2018



Notes:

*Sworn overtime attributed to Late Relief, Court Overtime, Love Field Overtime, State/Federal Task Forces, Grants i.e. (STEP for Traffic), Special Task Force OT (Summer Crime Initiative). Savings offset from heightened attrition.

**Administrative includes Office of the Chief of Police

***Crime- Preliminary numbers based on daily crime analysis report.

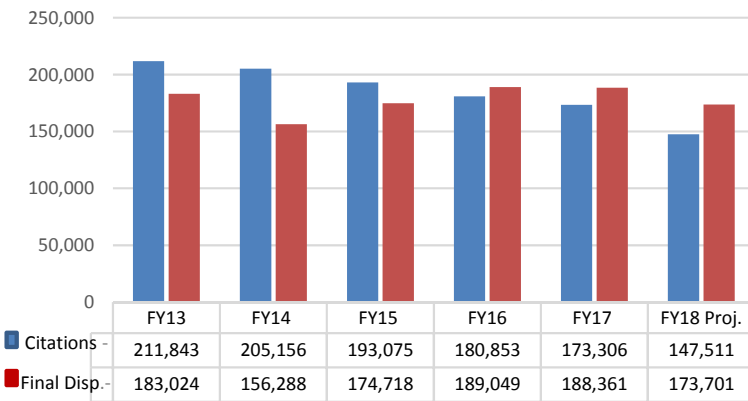
Calculated using NIBRS rules but are not recognized as officially NIBRS. Not-Final

****Other Incident Calls - used when a call is received but does not fit into any other category of signals. Ex. harassing phone calls, criminal trespass, death notifications

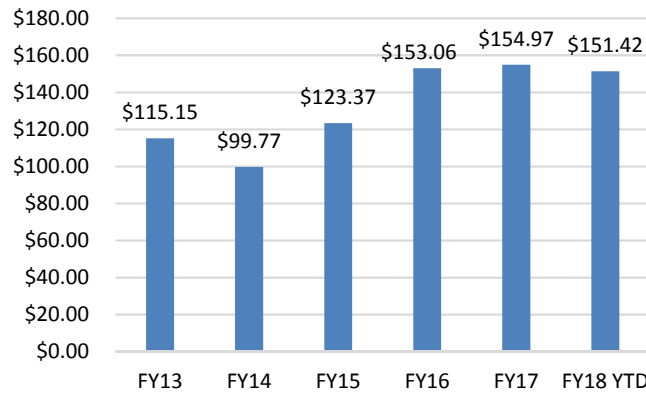
*****Other Escalated Calls - used when a call is received but does not fit into any other category of signals and is a priority in nature. Ex. person walking on the shoulder of freeway, suspicious activity that could lead up to an offense

Municipal Court Dashboard: Month Ending July 31, 2018

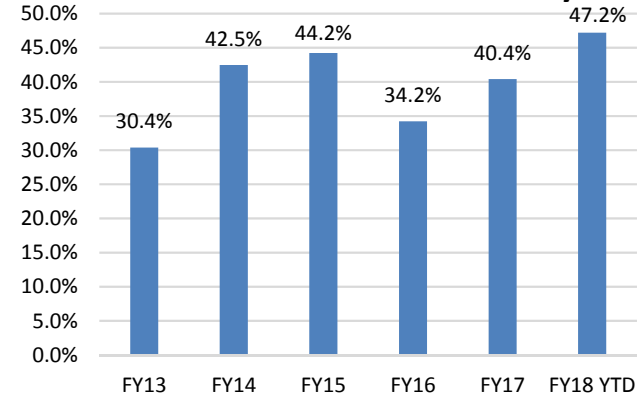
Citation Count & Final Dispositions



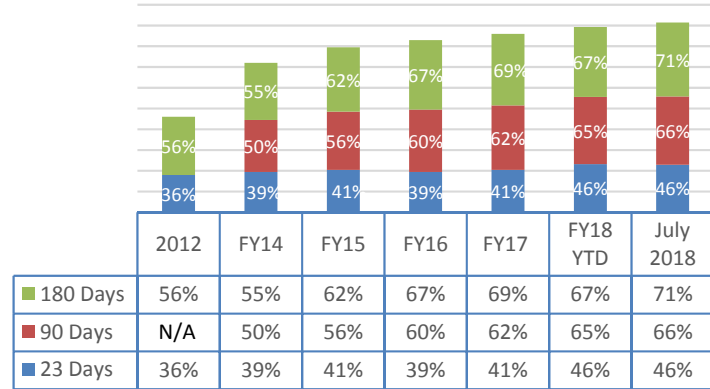
Average Collection Per Citation



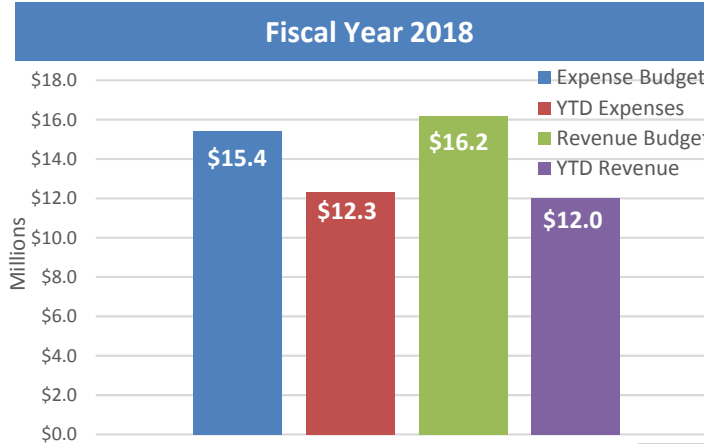
Citations Issued Electronically



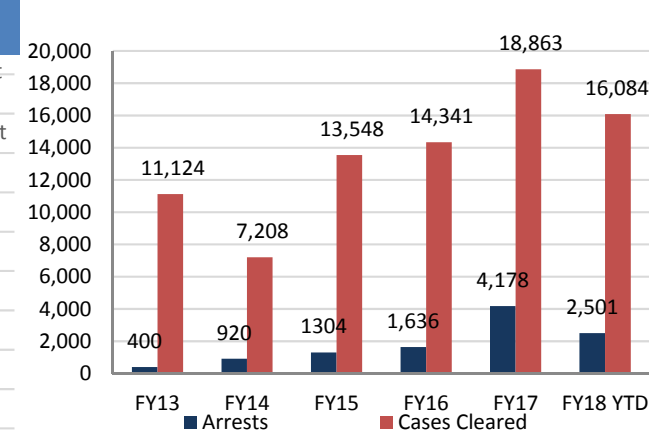
Defendant's Cumulative Response Rate Looking Back 23, 90 & 180 Days



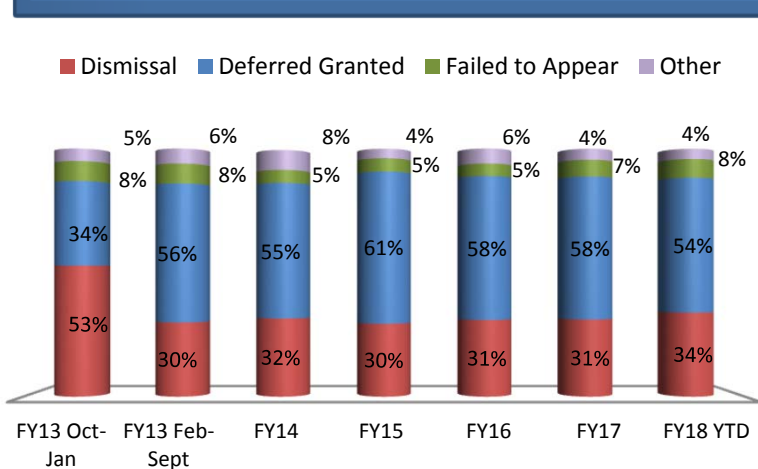
Municipal Court Budget



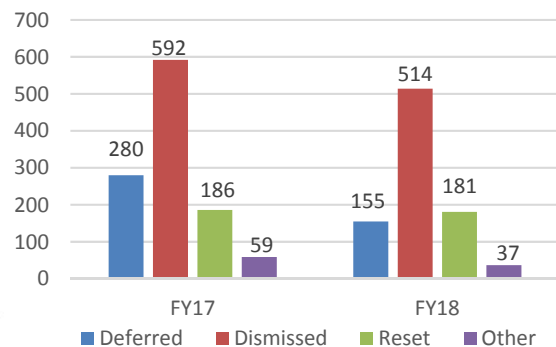
Warrant Enforcement



Docketed Court Room Activity



July Trial Phase Only*



* This data is included in the Docketed Courtroom Activity

Courthouse Dispositions

