

RESOLUTION AND ORDER

WHEREAS, the city council has received the report of the canvassing committee appointed to canvass the results of the election held on November 4, 2014, pursuant to Ordinance No. 29376, as amended, for the purpose of deciding nine propositions, and the city council after examining the report finds it correct in all respects; Now, Therefore,

BE IT RESOLVED BY THE CITY COUNCIL OF THE CITY OF DALLAS:

SECTION 1. That the city council after having duly examined the report of the canvassing committee finds that it is a true and correct tabulation of the election results; that the election held on November 4, 2014, pursuant to Ordinance No. 29376, as amended, was duly ordered and notice given in accordance with law; that the election was held in the manner required by law; that only duly qualified resident voters of the city of Dallas voted in the election; and that returns of the election have been made by the proper officers.

SECTION 2. That the canvass of the returns of the election and the tabulation of votes cast FOR and AGAINST in answer to Proposition Nos. 1 through 9 submitted on the official ballot, as stated by the report of the canvassing committee, are hereby approved and adopted.


SECTION 3. That a majority of the votes cast at the election were for Proposition Nos. 1, 2, 4, 5, 6, 7, 8, and 9, as described in Ordinance No. 29376, as amended, and those propositions are, therefore, approved and declared to be adopted.

SECTION 4. That a majority of the votes cast at the election were against Proposition No. 3, as described in Ordinance No. 29376, as amended, and that proposition is, therefore, defeated and declared not to be adopted.

SECTION 5. That this resolution will take effect immediately from and after its passage in accordance with the provisions of the Charter of the City of Dallas, and it is accordingly so resolved.


APPROVED AS TO FORM:

WARREN M. S. ERNST, City Attorney

By 
Assistant City Attorney

APPROVED BY
CITY COUNCIL

NOV 18 2014


City Secretary

**REPORT OF CANVASSING COMMITTEE AND
RESOLUTION AND ORDER APPROVING REPORT**

TO THE HONORABLE MAYOR AND CITY COUNCIL:

We, the undersigned, your committee of the city council appointed on September 24, 2014 to canvass the returns of the election held in the city of Dallas on November 4, 2014, for the purpose of submitting to the qualified voters of the city nine propositions to amending the Charter of the City of Dallas, hereby report that we have carefully canvassed the returns of the election, and we submit the tabulated statement of the votes received by the respective propositions, attached hereto as Exhibit A.

In accordance with Ordinance No. 29376, as amended, the following propositions were submitted to the qualified voters of the city of Dallas:

PROPOSITION NO. 1

Requiring Additional Disclosures on Ballots for Bond Programs.

Shall Chapter XXI, Section 2 of the Dallas City Charter be amended to require that the ballot for the approval of a bond program must state the amount of bond issuance authorization, estimated amount of repayment including principal and interest based on current market conditions, and the purpose of the bonds?

PROPOSITION NO. 2

Revising Restrictions as to City Officials and Employees and Exempting Board and Commission Members from Certain Restrictions Involving City Contracts.

Shall Chapter XXII, Section 11 of the Dallas City Charter, which prohibits city officials and employees from having a financial interest in city contracts, be amended to exempt ownership of an interest of not more than 10 percent in a mutual or common fund; exempt non-negotiated, form contracts for general city services or benefits if the city services or benefits are made available to the city official or employee on the same terms that they are made available to the general public; and exempt board and commission members, but require that they comply with conflict of interest and ethics provisions in state law or the city code?

PROPOSITION NO. 3**Allowing Certain Changes to the Thoroughfare Plan Without Mailing Notice to Adjacent Property Owners**

Shall Chapter XV, Section 8 of the Dallas City Charter be amended to allow changes to the Thoroughfare Plan that affect any area larger than one square mile and that does not increase the dimensional classification of a thoroughfare to be noticed through an alternate notice authorized by city council?

PROPOSITION NO. 4**Amending the Provision for Nondiscrimination in City Employment**

Shall Chapter XVI, Section 16(a) of the Dallas City Charter be amended to include color, age, marital status, sexual orientation, gender identity and expression, genetic characteristics, national origin, disability, and military or veteran status as additional classes for nondiscrimination in city employment?

PROPOSITION NO. 5**Requiring the City Council to Set the Annual Budget for the City Auditor Directly**

Shall Chapter XI, Section 2 of the Dallas City Charter be amended to require that the City Council shall set the annual budget for the city auditor's office directly, rather than as a component of the city manager's budget?

PROPOSITION NO. 6**Revising the Redistricting Process**

Shall Chapter IV, Section 5 of the Dallas City Charter be amended to revise the redistricting process to provide for appointment of the redistricting commission after the federal decennial census data are available; require that a person appointed to the redistricting commission be a registered voter; set guidelines for drawing district lines; prohibit city councilmember contact with redistricting commissioners regarding the redistricting process, except in open meetings; and require a written explanation, 72 hours public notice, and a three-fourths vote for city council to modify the district map proposed by the redistricting commission?

PROPOSITION NO. 7**Municipal Judges and Board and Commission Members Must Resign to Run for Other Offices**

Shall Chapter III, Section 17 and Chapter VIII, Section 4A of the Dallas City Charter be amended to clarify that the prohibition on running for other offices applies to municipal judges, all board and commission members, including Dallas Area Rapid Transit (DART) board members and Dallas/Fort Worth (DFW) International Airport board members; and to clarify that a municipal judge automatically resigns if the judge announces that he/she is a candidate for an elected office?

PROPOSITION NO. 8**Increasing Compensation for the Mayor and Councilmembers**

Shall Chapter III, Section 4(a) of the Dallas City Charter be amended to increase compensation for councilmembers to \$60,000, effective upon the swearing in of city council members in June 2015, and for the mayor to \$80,000, effective upon the swearing in as mayor of an individual who did not hold the office of mayor on November 4, 2014?

PROPOSITION NO. 9**Technical Amendments to Conform to State Law, City Code, and Actual Practices; to Correct Terms; to Correct Spelling; to Clarify Language, and to Correct Cross-References**

Shall Chapter III, Section 6; Chapter III, Section 10; Chapter III, Section 11; Chapter III, Section 17; Chapter III, Section 19; Chapter III, Section 20; Chapter XI, Section 4; Chapter XI, Section 5; Chapter XI, Section 6; Chapter XI, Section 8; Chapter XI, Section 11; Chapter XI, Section 13; Chapter XV, Section 1(2); Chapter XV, Section 7; Chapter XVI, Section 12(a), Chapter XVI, Section 12(c); Chapter XVI, Section 16(d); Chapter XIX, Section 1; Chapter XX, Section 2; Chapter XX, Section 11; Chapter XXII, Section 1; Chapter XXII, Section 11; and Chapter XXIV, Section 13(a) of the Dallas City Charter be amended to conform to state law, conform to the city code, match actual practices, correct terms, correct spelling, clarify language, correct cross-references, and other technical amendments?

It appears that the following numbers of votes were cast respectively FOR and AGAINST on Proposition Nos. 1 through 9:

PROPOSITION NO. 1

FOR	152,905
AGAINST	18,641

PROPOSITION NO. 2

FOR	106,070
AGAINST	62,023

PROPOSITION NO. 3

FOR	58,283
AGAINST	108,381

PROPOSITION NO. 4

FOR	130,976
AGAINST	40,183

PROPOSITION NO. 5

FOR	131,555
AGAINST	32,865

PROPOSITION NO. 6

FOR	139,074
AGAINST	24,747

PROPOSITION NO. 7

FOR	140,228
AGAINST	27,000

PROPOSITION NO. 8

FOR	84,444
AGAINST	82,133

PROPOSITION NO. 9

FOR	138,229
AGAINST	17,661


From this tabulation it appears that Proposition Nos. 1, 2, and 4 through 9 were approved by the qualified voters of the city of Dallas participating in the election. Proposition 3 was not approved by the qualified voters of the city of Dallas participating in the election.




Councilmember Scott T. Griggs – Chair



Councilmember Adam Medrano, Member



Councilmember Carolyn R. Davis, Member



Councilmember Jennifer S. Gates, Member

Councilmember Vonciel Jones Hill, Alternate Member

**CANVASSING COMMITTEE OF THE CITY
COUNCIL OF THE CITY OF DALLAS**

REPORT OF CANVASSING COMMITTEE

EXHIBIT A


Final cumulative report and combined early voting/election day canvass of the City of Dallas special election held November 4, 2014.

Includes only those pages reflecting the City of Dallas returns from the final cumulative early/election day canvass of the joint election administered and tabulated by the Dallas County, Collin County and Denton County Election Departments.

**SUMMARY PAGE
(CITYWIDE TOTALS
INCLUDES ALL THREE
COUNTIES)**



**CITY OF DALLAS
 CITY SECRETARY'S OFFICE**



**UNOFFICIAL RESULTS
 NOVEMBER 4, 2014 CHARTER AMENDMENT ELECTION
 CUMULATIVE REPORT - ALL COUNTIES**

Reporting: **DALLAS** 430 of 430 Precincts 100.0% **DENTON** 3 of 3 Precincts 100.0% **COLLIN** 67 of 67 Voting Centers 100.0%

PROPOSITION NO. 1

Requiring Additional Disclosures on Ballots for Bond Programs.

	DALLAS		DENTON		COLLIN		TOTALS	
FOR	142,752	88.95%	2,036	85.73%	8,117	93.36%	152,905	89.13%
AGAINST	17,725	11.05%	339	14.27%	577	6.64%	18,641	10.87%
TOTAL VOTES CAST	160,477	100.00%	2,375	100.00%	8,694	100.00%	171,546	100.00%

PROPOSITION NO. 2

Revising Restrictions as to City Officials and Employees and Exempting Board and Commission Members from Certain Restrictions Involving City Contracts.

	DALLAS		DENTON		COLLIN		TOTALS	
FOR	99,771	63.45%	1,425	60.46%	4,874	57.42%	106,070	63.10%
AGAINST	57,477	36.55%	932	39.54%	3,614	42.58%	62,023	36.90%
TOTAL VOTES CAST	157,248	100.00%	2,357	100.00%	8,488	100.00%	168,093	100.00%

PROPOSITION NO. 3

Allowing Certain Changes to the Thoroughfare Plan Without Mailing Notice to Adjacent Property Owners.

	DALLAS		DENTON		COLLIN		TOTALS	
FOR	54,430	34.89%	805	35.34%	3,048	36.40%	58,283	34.97%
AGAINST	101,583	65.11%	1,473	64.66%	5,325	63.60%	108,381	65.03%
TOTAL VOTES CAST	156,013	100.00%	2,278	100.00%	8,373	100.00%	166,664	100.00%

PROPOSITION NO. 4

Amending the Provision for Nondiscrimination in City Employment.

	DALLAS		DENTON		COLLIN		TOTALS	
FOR	122,981	76.88%	1,808	73.68%	6,187	70.75%	130,976	76.52%
AGAINST	36,979	23.12%	646	26.32%	2,558	29.25%	40,183	23.48%
TOTAL VOTES CAST	159,960	100.00%	2,454	100.00%	8,745	100.00%	171,159	100.00%

PROPOSITION NO. 5

Requiring the City Council to Set the Annual Budget for the City Auditor Directly.

	DALLAS		DENTON		COLLIN		TOTALS	
FOR	123,021	79.97%	1,845	79.66%	6,689	80.92%	131,555	80.01%
AGAINST	30,817	20.03%	471	20.34%	1,577	19.08%	32,865	19.99%
TOTAL VOTES CAST	153,838	100.00%	2,316	100.00%	8,266	100.00%	164,420	100.00%

PROPOSITION NO. 6

Revising the Redistricting Process.

	DALLAS		DENTON		COLLIN		TOTALS	
FOR	130,128	84.84%	1,920	83.33%	7,026	86.42%	139,074	84.89%
AGAINST	23,259	15.16%	384	16.67%	1,104	13.58%	24,747	15.11%
TOTAL VOTES CAST	153,387	100.00%	2,304	100.00%	8,130	100.00%	163,821	100.00%

PROPOSITION NO. 7

Municipal Judges and Board and Commission Members Must Resign to Run for Other Offices.

	DALLAS		DENTON		COLLIN		TOTALS	
FOR	130,954	83.67%	1,978	84.78%	7,296	87.06%	140,228	83.85%
AGAINST	25,561	16.33%	355	15.22%	1,084	12.94%	27,000	16.15%
TOTAL VOTES CAST	156,515	100.00%	2,333	100.00%	8,380	100.00%	167,228	100.00%

PROPOSITION NO. 8

Increasing Compensation for the Mayor and Councilmembers.

	DALLAS		DENTON		COLLIN		TOTALS	
FOR	79,007	50.84%	1,046	43.12%	4,391	50.15%	84,444	50.69%
AGAINST	76,389	49.16%	1,380	56.88%	4,364	49.85%	82,133	49.31%
TOTAL VOTES CAST	155,396	100.00%	2,426	100.00%	8,755	100.00%	166,577	100.00%

PROPOSITION NO. 9

Technical Amendments to Conform to State Law, City Code, and Actual Practices; to Correct Terms; to Correct Spelling; to Clarify Language, and to Correct Cross-References.

	DALLAS		DENTON		COLLIN		TOTALS	
FOR	128,688	88.44%	2,039	89.35%	7,502	92.58%	138,229	88.67%
AGAINST	16,817	11.56%	243	10.65%	601	7.42%	17,661	11.33%
TOTAL VOTES CAST	145,505	100.00%	2,282	100.00%	8,103	100.00%	155,890	100.00%

142055

DALLAS COUNTY

	TOTAL VOTES	%	EV_In Person	EV_Mail	Election Day	EV-ED_Prov	ED_ADA
PRECINCTS COUNTED (OF 430)	430	100.00					
REGISTERED VOTERS - TOTAL	563,363						
BALLOTS CAST - TOTAL	184,600		81,323	13,824	89,176	90	187
VOTER TURNOUT - TOTAL		32.77					
Dallas Prop 1- Ballots for Bond Programs							
VOTE FOR 1							
(WITH 430 OF 430 PRECINCTS COUNTED)							
For (A Favor)	142,752	88.95	63,286	10,982	68,311	60	113
Against (En Contra)	17,725	11.05	7,408	602	9,668	11	36
Total	160,477		70,694	11,584	77,979	71	149
Over Votes	33		0	3	30	0	0
Under Votes	23,219		10,629	1,844	10,691	17	38
Dallas Prop 2- Restrictions on Contracts							
VOTE FOR 1							
(WITH 430 OF 430 PRECINCTS COUNTED)							
For (A Favor)	99,771	63.45	44,997	7,184	47,446	40	104
Against (En Contra)	57,477	36.55	24,101	4,093	29,212	28	43
Total	157,248		69,098	11,277	76,658	68	147
Over Votes	67		0	4	63	0	0
Under Votes	26,414		12,225	2,150	11,979	20	40
Dallas Prop 3- Thoroughfare Plan Notices							
VOTE FOR 1							
(WITH 430 OF 430 PRECINCTS COUNTED)							
For (A Favor)	54,430	34.89	25,481	4,230	24,626	23	70
Against (En Contra)	101,583	65.11	43,512	6,954	50,993	45	79
Total	156,013		68,993	11,184	75,619	68	149
Over Votes	56		0	4	52	0	0
Under Votes	27,660		12,330	2,243	13,029	20	38
Dallas Prop 4- Nondiscrimination							
VOTE FOR 1							
(WITH 430 OF 430 PRECINCTS COUNTED)							
For (A Favor)	122,981	76.88	54,524	8,462	59,822	51	122
Against (En Contra)	36,979	23.12	16,189	2,838	17,906	17	29
Total	159,960		70,713	11,300	77,728	68	151
Over Votes	74		0	5	69	0	0
Under Votes	23,695		10,610	2,126	10,903	20	36
Dallas Prop 5- Budget for City Auditor							
VOTE FOR 1							
(WITH 430 OF 430 PRECINCTS COUNTED)							
For (A Favor)	123,021	79.97	54,285	9,011	59,561	49	115
Against (En Contra)	30,817	20.03	13,292	2,162	15,313	20	30
Total	153,838		67,577	11,173	74,874	69	145
Over Votes	38		0	5	33	0	0
Under Votes	29,853		13,746	2,253	13,793	19	42

City of Dallas

General Election
November 4, 2014
Dallas County, TX

UNOFFICIAL RESULTS

Run Date: 11/11/14 06:01 PM

Report EL45A Page 002

	TOTAL VOTES	%	EV_In Person	EV_Mail	Election Day	EV-ED_Prov	ED_ADA
Dallas Prop 6- Redistricting Process							
VOTE FOR 1							
(WITH 430 OF 430 PRECINCTS COUNTED)							
For (A Favor)	130,128	84.84	57,169	10,006	62,774	58	121
Against (En Contra)	23,259	15.16	9,867	1,208	12,148	13	23
Total	153,387		67,036	11,214	74,922	71	144
Over Votes	45		0	4	41	0	0
Under Votes	30,297		14,287	2,213	13,737	17	43
 Dallas Prop 7- Resign To Run For Office							
VOTE FOR 1							
(WITH 430 OF 430 PRECINCTS COUNTED)							
For (A Favor)	130,994	83.67	57,786	9,972	63,050	61	125
Against (En Contra)	25,561	16.33	10,539	1,482	13,506	13	21
Total	156,555		68,325	11,454	76,556	74	146
Over Votes	41		0	2	39	0	0
Under Votes	27,133		12,998	1,975	12,105	14	41
 Dallas Prop 8- Increasing Compensation							
VOTE FOR 1							
(WITH 430 OF 430 PRECINCTS COUNTED)							
For (A Favor)	79,007	50.84	36,471	5,883	36,548	25	80
Against (En Contra)	76,389	49.16	34,890	5,256	36,130	38	75
Total	155,396		71,361	11,139	72,678	63	155
Over Votes	62		0	13	49	0	0
Under Votes	28,271		9,962	2,279	15,973	25	32
 Dallas Prop 9- Technical Amendments							
VOTE FOR 1							
(WITH 430 OF 430 PRECINCTS COUNTED)							
For (A Favor)	128,688	88.44	58,905	9,815	59,798	46	124
Against (En Contra)	16,817	11.56	8,139	818	7,823	13	24
Total	145,505		67,044	10,633	67,621	59	148
Over Votes	24		0	2	22	0	0
Under Votes	38,200		14,279	2,796	21,057	29	39

**DALLAS COUNTY FOR CITY OF DALLAS
PRECINCT BY PRECINCT RESULTS
FOR PROPOSITIONS 1 THROUGH 9**

City of Dallas

General Election
November 4, 2014
Dallas County, TX

UNOFFICIAL RESULTS

RUN DATE:11/11/14 06:02 PM

REPORT-EL52 PAGE 0009

WITH 430 OF 430 PRECINCTS REPORTING

VOTES PERCENT

VOTES PERCENT

Dallas Prop 1- Ballots for Bond Programs

VOTE FOR 1

01 = For (A Favor)
02 = Against (En Contra)

142.752 88.95
17.725 11.05

03 = OVER VOTES
04 = UNDER VOTES

33
23,219

	01	02	03	04
5100 1000-5100	82	29	0	6
5102 1001-5102	123	20	0	13
5103 1002-5103	181	31	0	39
5104 1003-5104	648	120	0	111
5106 1004-5106	616	40	0	59
5107 1005-5107	776	79	0	120
5109 1006-5109	804	49	0	89
5110 1007-5110	195	15	0	18
5111 1008-5111	140	11	0	30
5118 1009-5118	145	15	0	21
5119 1010-5119	187	24	0	38
5120 1011-5120	104	19	0	19
5122 1012-5122	48	5	0	8
5124 1013-5124	767	55	1	98
5126 1014-5126	300	54	0	49
5129 1015-5129	288	27	1	51
5133 1016-5133	53	7	0	5
5134 1017-5134	351	27	0	55
5135 1018-5135	81	6	0	11
5137 1019-5137	738	63	0	95
5138 1020-5138	348	24	1	40
5141 1021-5141	520	38	1	86
5149 1022-5149	1064	86	0	97
5154 1023-5154	670	41	0	94
5156 1026-5156	193	19	0	15
5158 1027-5158	773	96	0	118
5162 1028-5162	346	40	0	36
5164 1029-5164	271	45	1	34
5167 1030-5167	569	49	0	63
5168 1032-5168	230	17	0	36
5169 1033-5169	381	30	0	44
5170 1035-5170	45	5	0	8
5171 1036-5171	189	16	0	23
5172 1037-5172	205	22	1	47
5174 1038-5174	299	64	0	40
5175 1038-5175	0	0	0	0
5178 1039-5178	46	9	0	2
5179 1040-5179	603	63	0	80
5180 1041-5180	87	27	0	12
5181 1042-5181	135	40	0	19
5182 1043-5182	848	61	0	83
5183 1044-5183	902	71	1	104
5184 1045-5184	264	51	0	44
5187 1046-5187	73	13	0	12
5188 1047-5188	291	45	0	48
5189 1048-5189	1069	45	0	119
5190 1049-5190	666	55	0	58
5194 1050-5194	73	7	0	5
5195 1051-5195	61	4	0	8
5196 1052-5196	1133	109	0	154
5197 1054-5197	246	29	0	60
5198 1055-5198	106	14	0	26
5199 1056-5199	269	39	0	39
5201 1057-5201	387	70	0	70

City of Dallas

General Election
November 4, 2014
Dallas County, TX

UNOFFICIAL RESULTS

RUN DATE:11/11/14 06:02 PM

REPORT-EL52 PAGE 0010

WITH 430 OF 430 PRECINCTS REPORTING

Dallas Prop 1- Ballots for Bond Programs

VOTE FOR 1

01 = For (A Favor)

02 = Against (En Contra)

142,752 88.95
17,725 11.05

03 = OVER VOTES
04 = UNDER VOTES

VOTES PERCENT
33
23,219

(CONTINUED FROM PREVIOUS PAGE)

	01	02	03	04
5204 1058-5204	482	48	0	69
5205 1059-5205	570	61	0	74
5207 1060-5207	1634	123	0	188
5209 1061-5209	521	48	0	46
5210 1062-5210	5	0	0	1
5214 1063-5214	312	43	0	47
5217 1064-5217	19	2	0	0
5218 1065-5218	413	92	1	68
5223 1067-5223	3	0	0	0
5226 1068-5226	11	2	0	1
5234 1069-5234	11	1	0	4
5236 1070-5236	332	42	0	51
5239 1071-5239	810	52	0	113
5241 1073-5241	520	72	0	89
5244 1074-5244	180	27	1	44
5245 1075-5245	406	38	0	60
5248 1076-5248	666	40	0	68
5251 1078-5251	168	33	0	57
5255 1079-5255	425	40	1	70
5257 1080-5257	96	21	0	25
5258 1081-5258	936	113	0	115
5259 1082-5259	26	7	0	7
5261 1083-5261	257	43	0	55
5263 1084-5263	1005	160	0	124
5264 1085-5264	137	25	0	29
5266 1086-5266	86	20	0	18
5267 1087-5267	702	129	0	77
5271 1088-5271	269	51	0	62
5273 1089-5273	343	79	0	70
5277 1090-5277	381	80	0	83
5278 1091-5278	332	83	0	80
5281 1092-5281	442	122	1	126
5284 1093-5284	262	77	1	64
5286 1094-5286	250	62	2	53
5287 1095-5287	216	61	0	36
5289 1096-5289	132	57	0	44
5290 1097-5290	362	101	1	121
5292 1098-5292	324	95	0	77
5293 1099-5293	9	1	0	0
5295 1100-5295	415	118	0	137
5299 1101-5299	155	48	0	50
5303 1102-5303	199	70	0	42
5304 1103-5304	51	8	0	14
5305 1104-5305	357	81	0	100
5306 1105-5306	5	0	0	1
5307 1106-5307	32	10	0	11
5308 1107-5308	92	15	0	18
5310 1108-5310	382	89	1	108
5312 1109-5312	40	19	0	7
5315 1110-5315	3	2	0	0
5317 1111-5317	156	57	0	33
5320 1112-5320	59	16	0	11
5322 1113-5322	40	12	0	10
5324 1114-5324	83	15	0	23
5325 1115-5325	273	42	0	33

City of Dallas

General Election
November 4, 2014
Dallas County, TX

UNOFFICIAL RESULTS

RUN DATE:11/11/14 06:02 PM

REPORT-EL52 PAGE 0011

WITH 430 OF 430 PRECINCTS REPORTING

Dallas Prop 1- Ballots for Bond Programs

VOTE FOR 1

01 = For (A Favor)

02 = Against (En Contra)

142,752 88.95
17,725 11.05

03 = OVER VOTES
04 = UNDER VOTES

33
23,219

(CONTINUED FROM PREVIOUS PAGE)

	01	02	03	04
5326 1116-5326	250	41	0	41
5329 1117-5329	1020	74	0	146
5338 1118-5338	197	51	0	44
5342 1119-5342	242	61	0	139
5348 1120-5348	308	29	0	44
5351 1121-5351	352	72	0	72
5352 1121-5352	2	0	0	0
5355 1122-5355	65	7	0	16
5356 1124-5356	0	1	0	0
5357 1125-5357	76	10	0	18
5358 1125-5358	322	48	0	51
5364 1126-5364	111	15	0	19
5365 1127-5365	90	10	0	9
5366 1128-5366	349	21	0	40
5367 1129-5367	12	3	0	5
5370 1130-5370	161	19	0	35
5372 1131-5372	264	23	0	35
5376 1132-5376	12	2	0	1
5377 1133-5377	138	11	0	11
5378 1134-5378	62	8	0	22
5379 1135-5379	226	58	0	47
5380 1136-5380	2	0	0	0
5381 1137-5381	1	0	0	4
5391 1300-5391	3	0	0	1
5406 1303-5406	8	2	0	2
5485 1707-5485	0	0	0	0
5555 2000-5555	0	0	0	0
5556 2001-5556	3	2	0	0
5557 2002-5557	511	27	0	62
5558 2003-5558	1104	61	0	125
5559 2004-5559	840	57	0	87
5561 2005-5561	373	22	0	59
5562 2006-5562	705	45	0	80
5563 2007-5563	1290	75	0	130
5564 2008-5564	672	44	1	66
5565 2009-5565	772	57	0	95
5566 2010-5566	653	37	0	55
5567 2011-5567	872	50	0	132
5568 2012-5568	667	36	0	89
5569 2013-5569	549	26	0	66
5570 2014-5570	233	20	0	26
5571 2015-5571	365	20	0	64
5573 2016-5573	1599	46	0	178
5575 2017-5575	264	22	0	48
5576 2018-5576	359	15	0	51
5577 2019-5577	723	46	0	91
5578 2020-5578	1012	56	2	108
5581 2021-5581	1584	89	0	204
5583 2022-5583	286	20	1	33
5585 2023-5585	499	42	0	58
5587 2024-5587	484	27	0	66
5588 2025-5588	1165	64	0	178
5591 2026-5591	1174	77	0	159
5594 2027-5594	776	51	0	119
5597 2029-5597	664	44	0	98

City of Dallas

General Election
November 4, 2014
Dallas County, TX

UNOFFICIAL RESULTS

RUN DATE:11/11/14 06:02 PM

REPORT-EL52 PAGE 0012

WITH 430 OF 430 PRECINCTS REPORTING

Dallas Prop 1- Ballots for Bond Programs

	VOTES	PERCENT		VOTES	PERCENT
VOTE FOR 1					
01 = For (A Favor)	142,752	88.95	03 = OVER VOTES	33	
02 = Against (En Contra)	17,725	11.05	04 = UNDER VOTES	23,219	

(CONTINUED FROM PREVIOUS PAGE)

	01	02	03	04
5602 2030-5602	789	46	0	116
5608 2031-5608	760	54	0	118
5610 2032-5610	476	48	0	75
5611 2033-5611	402	29	0	69
5621 2034-5621	582	31	0	88
5627 2035-5627	275	20	0	51
5632 2036-5632	927	69	0	122
5634 2037-5634	168	14	0	28
5636 2038-5636	1015	59	0	138
5638 2039-5638	808	60	0	131
5639 2040-5639	607	37	0	76
5641 2041-5641	1476	103	0	202
5646 2042-5646	1216	65	0	150
5648 2043-5648	842	54	0	121
5649 2044-5649	413	22	0	47
5650 2045-5650	744	50	0	96
5651 2046-5651	869	28	0	81
5652 2047-5652	949	60	0	102
5653 2048-5653	781	89	0	131
5656 2049-5656	592	47	0	76
5659 2050-5659	650	47	0	72
5662 2051-5662	1080	75	0	73
5664 2052-5664	630	36	0	69
5666 2053-5666	382	41	0	69
5667 2054-5667	495	65	0	63
5669 2055-5669	254	34	0	36
5671 2056-5671	563	35	0	59
5673 2057-5673	195	11	0	37
5674 2058-5674	410	35	0	40
5676 2059-5676	492	27	0	77
5677 2060-5677	1020	59	0	136
5678 2061-5678	1083	70	0	137
5681 2062-5681	735	53	0	107
5683 2063-5683	313	22	0	29
5684 2064-5684	727	75	0	74
5686 2064-5686	0	0	0	0
5690 2065-5690	971	98	0	124
5692 2066-5692	689	29	0	86
5695 2067-5695	458	39	0	56
5697 2068-5697	786	70	0	112
5699 2069-5699	1255	82	0	163
5701 2070-5701	542	30	0	66
5703 2071-5703	861	64	0	113
5706 2072-5706	1169	75	0	136
5707 2073-5707	451	27	0	46
5708 2074-5708	33	1	0	2
5713 2076-5713	3	2	0	0
5714 2077-5714	454	24	0	75
5717 2079-5717	239	37	0	36
5732 2201-5732	1	0	0	0
5760 2220-5760	0	0	0	0
5844 2406-5844	2	0	0	0
5992 2902-5992	25	3	0	3
6042 3000-6042	675	54	0	106
6043 3001-6043	59	12	0	12

City of Dallas

General Election
November 4, 2014
Dallas County, TX

UNOFFICIAL RESULTS

RUN DATE:11/11/14 06:02 PM

REPORT-EL52 PAGE 0013

WITH 430 OF 430 PRECINCTS REPORTING

Dallas Prop 1- Ballots for Bond Programs

VOTE FOR 1

01 = For (A Favor)

02 = Against (En Contra)

VOTES PERCENT

142,752 88.95
17,725 11.05

03 = OVER VOTES
04 = UNDER VOTES

VOTES PERCENT

33
23,219

(CONTINUED FROM PREVIOUS PAGE)

	01	02	03	04
6044 3001-6044	20	11	0	8
6045 3002-6045	231	41	0	45
6046 3003-6046	504	81	0	85
6048 3004-6048	649	71	0	63
6049 3005-6049	20	5	0	7
6050 3006-6050	671	44	1	101
6052 3007-6052	119	9	0	32
6053 3008-6053	919	66	0	89
6059 3009-6059	594	50	0	67
6060 3010-6060	92	10	0	21
6062 3011-6062	248	26	0	35
6065 3012-6065	21	5	0	8
6068 3013-6068	74	21	0	5
6070 3014-6070	211	39	0	37
6075 3015-6075	38	6	0	10
6079 3016-6079	263	29	0	20
6083 3017-6083	119	25	0	26
6084 3018-6084	351	76	0	91
6085 3019-6085	84	37	0	58
6087 3020-6087	46	4	0	7
6090 3021-6090	131	34	0	48
6091 3022-6091	200	54	0	117
6092 3023-6092	210	60	0	70
6093 3024-6093	251	50	0	104
6094 3025-6094	22	3	0	8
6095 3026-6095	147	35	0	37
6096 3027-6096	231	61	0	108
6097 3028-6097	161	38	0	61
6098 3029-6098	79	22	0	36
6102 3031-6102	72	19	0	12
6103 3032-6103	148	24	0	27
6104 3033-6104	59	7	0	22
6106 3034-6106	201	56	1	82
6107 3035-6107	239	59	0	86
6108 3036-6108	4	2	0	1
6110 3037-6110	87	26	0	23
6111 3038-6111	193	42	0	49
6112 3039-6112	484	91	0	168
6113 3040-6113	181	38	0	64
6117 3041-6117	14	6	0	5
6118 3042-6118	215	63	1	114
6119 3043-6119	389	94	0	127
6120 3044-6120	376	108	0	157
6122 3045-6122	118	19	0	17
6125 3046-6125	597	101	0	90
6126 3047-6126	385	89	0	77
6127 3048-6127	568	128	0	175
6128 3049-6128	436	85	0	126
6129 3050-6129	262	64	0	116
6131 3051-6131	165	39	0	52
6133 3052-6133	440	97	0	140
6134 3053-6134	366	100	0	75
6136 3053-6136	0	0	0	0
6140 3054-6140	841	146	0	167
6142 3055-6142	870	127	1	129

City of Dallas

General Election
November 4, 2014
Dallas County, TX

UNOFFICIAL RESULTS

RUN DATE:11/11/14 06:02 PM

REPORT-EL52 PAGE 0014

WITH 430 OF 430 PRECINCTS REPORTING

Dallas Prop 1- Ballots for Bond Programs

VOTES PERCENT

VOTES PERCENT

VOTE FOR 1

01 = For (A Favor)

02 = Against (En Contra)

142,752 88.95
17,725 11.05

03 = OVER VOTES
04 = UNDER VOTES

33
23,219

(CONTINUED FROM PREVIOUS PAGE)

	01	02	03	04
6143 3056-6143	837	118	0	152
6145 3057-6145	586	122	1	150
6147 3058-6147	647	126	0	132
6149 3059-6149	354	57	0	95
6151 3060-6151	405	96	0	98
6153 3061-6153	250	59	1	61
6156 3062-6156	374	94	0	93
6157 3063-6157	765	179	0	121
6160 3064-6160	699	148	0	116
6161 3065-6161	535	113	1	152
6162 3066-6162	411	137	0	83
6163 3067-6163	66	20	0	12
6164 3067-6164	258	70	0	40
6168 3068-6168	749	177	0	150
6172 3069-6172	375	77	0	100
6173 3070-6173	588	146	0	227
6174 3071-6174	548	116	0	193
6175 3072-6175	7	0	0	4
6178 3073-6178	37	6	0	4
6179 3074-6179	65	14	0	5
6182 3075-6182	35	10	0	8
6192 3077-6192	805	126	0	118
6197 3078-6197	468	92	0	90
6198 3078-6198	172	41	0	28
6202 3079-6202	92	15	0	18
6206 3080-6206	202	57	0	36
6208 3081-6208	400	22	0	43
6209 3082-6209	394	133	0	131
6214 3083-6214	243	50	0	37
6218 3084-6218	228	29	0	29
6219 3086-6219	579	45	1	72
6221 3088-6221	19	2	0	2
6222 3089-6222	0	1	0	0
6224 3090-6224	188	21	0	25
6227 3092-6227	333	77	0	68
6228 3092-6228	2	0	0	0
6229 3093-6229	2	1	0	0
6231 3094-6231	1	0	0	0
6237 3097-6237	51	7	0	3
6238 3098-6238	46	13	0	22
6240 3099-6240	68	9	0	24
6655 4000-6655	48	11	0	5
6662 4001-6662	204	30	0	38
6667 4002-6667	380	32	0	34
6668 4003-6668	42	11	0	6
6671 4004-6671	366	48	0	30
6674 4005-6674	200	28	0	26
6675 4006-6675	411	41	0	37
6676 4007-6676	66	4	0	10
6677 4008-6677	48	17	0	15
6678 4009-6678	156	44	0	41
6680 4010-6680	356	40	0	53
6683 4011-6683	121	22	0	24
6686 4012-6686	23	2	0	3
6688 4013-6688	103	7	0	21

City of Dallas

General Election
November 4, 2014
Dallas County, TX

UNOFFICIAL RESULTS

RUN DATE:11/11/14 06:02 PM

REPORT-EL52 PAGE 0015

WITH 430 OF 430 PRECINCTS REPORTING

Dallas Prop 1- Ballots for Bond Programs

VOTE FOR 1

01 = For (A Favor)

02 = Against (En Contra)

142,752 88.95
17,725 11.05

03 = OVER VOTES
04 = UNDER VOTES

33
23,219

(CONTINUED FROM PREVIOUS PAGE)

	01	02	03	04
6689 4014-6689	781	43	0	75
6691 4015-6691	415	59	0	99
6692 4016-6692	415	79	0	115
6693 4017-6693	139	8	0	19
6694 4018-6694	297	26	0	32
6700 4019-6700	410	59	0	95
6702 4020-6702	96	20	0	14
6705 4021-6705	945	95	0	123
6712 4022-6712	434	61	2	85
6713 4023-6713	1	0	0	0
6716 4024-6716	292	65	1	71
6717 4025-6717	50	19	0	8
6719 4026-6719	20	6	0	9
6722 4027-6722	18	6	0	2
6723 4028-6723	147	31	0	46
6725 4029-6725	4	2	0	2
6726 4030-6726	3	0	0	3
6727 4031-6727	352	99	1	94
6728 4032-6728	566	56	0	74
6732 4033-6732	264	33	1	24
6735 4035-6735	338	30	0	43
6737 4036-6737	113	26	0	41
6739 4037-6739	34	3	0	7
6740 4038-6740	401	88	0	110
6742 4039-6742	98	27	0	21
6743 4040-6743	143	25	0	59
6744 4041-6744	133	36	0	28
6745 4043-6745	186	40	0	47
6746 4044-6746	128	38	0	59
6747 4046-6747	143	40	0	62
6748 4047-6748	131	30	0	46
6749 4048-6749	15	3	0	2
6752 4050-6752	1040	162	0	118
6756 4052-6756	900	166	0	129
6757 4052-6757	0	0	0	0
6763 4053-6763	72	14	0	8
6764 4054-6764	19	10	0	4
6765 4055-6765	356	87	0	108
6768 4056-6768	328	75	0	104
6771 4057-6771	225	54	0	66
6772 4058-6772	108	33	0	17
6773 4059-6773	34	8	0	8
6775 4060-6775	258	83	0	73
6780 4061-6780	233	62	0	38
6782 4062-6782	162	51	0	44
6783 4063-6783	477	72	0	57
6785 4065-6785	102	22	0	19
6789 4066-6789	102	25	0	26
6792 4067-6792	248	49	0	42
6795 4068-6795	258	54	0	40
6796 4069-6796	405	87	0	65
6797 4070-6797	161	48	0	34
6798 4071-6798	35	11	0	4
6799 4072-6799	35	6	0	5
6801 4073-6801	421	55	0	48

City of Dallas

General Election
November 4, 2014
Dallas County, TX

UNOFFICIAL RESULTS

RUN DATE:11/11/14 06:02 PM

REPORT-EL52 PAGE 0016

WITH 430 OF 430 PRECINCTS REPORTING

Dallas Prop 1- Ballots for Bond Programs

VOTE FOR 1

01 = For (A Favor)

02 = Against (En Contra)

142,752 88.95
17,725 11.05

03 = OVER VOTES
04 = UNDER VOTES

33
23,219

(CONTINUED FROM PREVIOUS PAGE)

	01	02	03	04
6802 4074-6802	684	63	0	62
6803 4075-6803	120	27	0	19
6804 4076-6804	367	62	0	82
6808 4077-6808	174	28	0	23
6809 4078-6809	285	29	0	58
6810 4079-6810	1492	125	0	144
6811 4080-6811	298	20	0	28
6812 4081-6812	262	77	0	66
6815 4082-6815	34	9	0	11
6816 4083-6816	49	18	0	7
6817 4084-6817	80	20	0	28
6818 4085-6818	139	22	0	34
6819 4086-6819	337	70	0	47
6823 4087-6823	81	15	0	17
6825 4088-6825	27	10	0	13
6827 4090-6827	14	1	0	2
6831 4092-6831	57	4	0	6
6833 4093-6833	8	2	0	9
6835 4094-6835	103	17	0	22
6837 4095-6837	8	1	0	0
6838 4096-6838	7	2	0	6
6839 4097-6839	216	21	0	30
6841 4098-6841	14	0	0	1
6842 4099-6842	381	24	0	27
6844 4100-6844	9	0	0	0
6846 4101-6846	6	0	0	2
6847 4102-6847	75	5	0	10
6850 4103-6850	18	5	0	6
6851 4104-6851	0	0	0	0
6852 4105-6852	0	0	0	0
6853 4106-6853	41	2	0	7
6855 4107-6855	19	1	0	4
6857 4108-6857	10	2	0	2
6858 4109-6858	9	1	0	3
6859 4110-6859	194	41	0	72
6860 4111-6860	31	10	0	3
6861 4112-6861	8	1	0	2
6864 4113-6864	235	75	0	27
6867 4114-6867	142	47	0	28
6868 4115-6868	94	6	0	10
6870 4116-6870	1	1	0	0
6871 4117-6871	9	2	0	0
6872 4118-6872	0	0	0	0
6873 4119-6873	1	1	0	0
6874 4120-6874	46	11	0	5
6883 4300-6883	2	0	0	0

City of Dallas

General Election
November 4, 2014
Dallas County, TX

UNOFFICIAL RESULTS

RUN DATE:11/11/14 06:02 PM

REPORT-EL52 PAGE 0017

WITH 430 OF 430 PRECINCTS REPORTING

VOTES PERCENT

VOTES PERCENT

Dallas Prop 2- Restrictions on Contracts

VOTE FOR 1

01 = For (A Favor)

02 = Against (En Contra)

99,771 63.45
57,477 36.55

03 = OVER VOTES
04 = UNDER VOTES

67
26,414

	01	02	03	04
5100 1000-5100	75	36	0	6
5102 1001-5102	90	49	0	17
5103 1002-5103	127	83	0	41
5104 1003-5104	453	296	2	128
5106 1004-5106	399	249	0	67
5107 1005-5107	555	277	0	143
5109 1006-5109	523	303	0	116
5110 1007-5110	112	90	0	26
5111 1008-5111	95	51	0	35
5118 1009-5118	102	59	0	20
5119 1010-5119	130	76	0	43
5120 1011-5120	71	48	0	23
5122 1012-5122	30	21	0	10
5124 1013-5124	455	349	1	116
5126 1014-5126	213	144	0	46
5129 1015-5129	176	137	0	54
5133 1016-5133	30	29	0	6
5134 1017-5134	219	152	0	62
5135 1018-5135	41	42	0	15
5137 1019-5137	436	351	1	108
5138 1020-5138	205	158	0	50
5141 1021-5141	323	222	0	100
5149 1022-5149	666	455	0	126
5154 1023-5154	398	297	0	110
5156 1026-5156	138	76	0	13
5158 1027-5158	545	320	0	122
5162 1028-5162	239	139	0	44
5164 1029-5164	205	114	1	31
5167 1030-5167	375	230	1	75
5168 1032-5168	141	100	1	41
5169 1033-5169	220	186	0	49
5170 1035-5170	37	13	0	8
5171 1036-5171	134	66	0	28
5172 1037-5172	156	71	0	48
5174 1038-5174	229	128	0	46
5175 1038-5175	0	0	0	0
5178 1039-5178	38	18	0	1
5179 1040-5179	438	226	0	82
5180 1041-5180	75	35	0	16
5181 1042-5181	114	63	0	17
5182 1043-5182	512	369	1	110
5183 1044-5183	575	362	1	140
5184 1045-5184	203	109	0	47
5187 1046-5187	47	39	0	12
5188 1047-5188	208	121	1	54
5189 1048-5189	644	445	0	144
5190 1049-5190	455	258	0	66
5194 1050-5194	45	33	0	7
5195 1051-5195	32	31	0	10
5196 1052-5196	714	511	1	170
5197 1054-5197	176	95	0	64
5198 1055-5198	78	35	0	33
5199 1056-5199	198	105	1	43
5201 1057-5201	269	180	0	78
5204 1058-5204	296	226	0	77

City of Dallas

General Election
November 4, 2014
Dallas County, TX

UNOFFICIAL RESULTS

RUN DATE:11/11/14 06:02 PM

REPORT-EL52 PAGE 0018

WITH 430 OF 430 PRECINCTS REPORTING

Dallas Prop 2- Restrictions on Contracts

VOTES PERCENT

VOTES PERCENT

VOTE FOR 1

01 = For (A Favor)

02 = Against (En Contra)

99,771 63.45
57,477 36.55

03 = OVER VOTES
04 = UNDER VOTES

67
26,414

(CONTINUED FROM PREVIOUS PAGE)

	01	02	03	04
5205 1059-5205	340	268	0	97
5207 1060-5207	988	737	0	220
5209 1061-5209	322	244	0	49
5210 1062-5210	4	2	0	0
5214 1063-5214	225	124	0	53
5217 1064-5217	12	8	0	1
5218 1065-5218	333	167	0	74
5223 1067-5223	3	0	0	0
5226 1068-5226	7	5	0	2
5234 1069-5234	7	5	0	4
5236 1070-5236	214	149	1	61
5239 1071-5239	479	373	1	122
5241 1073-5241	339	246	0	96
5244 1074-5244	134	75	0	43
5245 1075-5245	270	170	1	63
5248 1076-5248	399	285	0	90
5251 1078-5251	144	54	0	60
5255 1079-5255	299	153	0	84
5257 1080-5257	76	40	0	26
5258 1081-5258	605	422	1	136
5259 1082-5259	22	10	0	8
5261 1083-5261	197	99	0	59
5263 1084-5263	724	440	0	125
5264 1085-5264	101	61	1	28
5266 1086-5266	62	38	0	24
5267 1087-5267	572	243	0	93
5271 1088-5271	198	117	0	67
5273 1089-5273	299	113	1	79
5277 1090-5277	315	145	0	84
5278 1091-5278	282	123	0	90
5281 1092-5281	384	184	1	122
5284 1093-5284	240	97	0	67
5286 1094-5286	228	79	1	59
5287 1095-5287	177	91	0	45
5289 1096-5289	132	54	0	47
5290 1097-5290	303	156	0	126
5292 1098-5292	287	121	0	88
5293 1099-5293	7	3	0	0
5295 1100-5295	371	154	0	145
5299 1101-5299	117	75	0	61
5303 1102-5303	179	93	0	39
5304 1103-5304	44	16	0	13
5305 1104-5305	303	127	0	108
5306 1105-5306	5	0	0	1
5307 1106-5307	31	12	0	10
5308 1107-5308	67	38	0	20
5310 1108-5310	315	145	0	120
5312 1109-5312	36	24	0	6
5315 1110-5315	1	4	0	0
5317 1111-5317	159	54	0	33
5320 1112-5320	43	27	1	15
5322 1113-5322	39	15	0	8
5324 1114-5324	69	28	0	24
5325 1115-5325	195	119	0	34
5326 1116-5326	191	97	0	44

City of Dallas

General Election
November 4, 2014
Dallas County, TX

UNOFFICIAL RESULTS

RUN DATE:11/11/14 06:02 PM

REPORT-EL52 PAGE 0019

WITH 430 OF 430 PRECINCTS REPORTING

Dallas Prop 2- Restrictions on Contracts

VOTE FOR 1

01 = For (A Favor)

02 = Against (En Contra)

VOTES PERCENT

99,771 63.45
57,477 36.55

03 = OVER VOTES
04 = UNDER VOTES

VOTES PERCENT

67
26,414

(CONTINUED FROM PREVIOUS PAGE)

	01	02	03	04
5329 1117-5329	684	391	0	165
5338 1118-5338	171	70	0	51
5342 1119-5342	198	99	1	144
5348 1120-5348	202	126	0	53
5351 1121-5351	268	145	0	83
5352 1121-5352	0	2	0	0
5355 1122-5355	43	29	0	16
5356 1124-5356	1	0	0	0
5357 1125-5357	53	35	0	16
5358 1125-5358	236	125	1	59
5364 1126-5364	81	47	0	17
5365 1127-5365	63	33	0	13
5366 1128-5366	224	143	0	43
5367 1129-5367	10	4	0	6
5370 1130-5370	108	65	0	42
5372 1131-5372	152	133	0	37
5376 1132-5376	9	5	0	1
5377 1133-5377	88	61	0	11
5378 1134-5378	51	16	0	25
5379 1135-5379	189	89	0	53
5380 1136-5380	1	1	0	0
5381 1137-5381	2	0	0	3
5391 1300-5391	2	1	0	1
5406 1303-5406	8	2	0	2
5485 1707-5485	0	0	0	0
5555 2000-5555	0	0	0	0
5556 2001-5556	2	3	0	0
5557 2002-5557	328	202	1	69
5558 2003-5558	705	443	3	139
5559 2004-5559	529	342	0	113
5561 2005-5561	250	137	0	67
5562 2006-5562	457	274	0	99
5563 2007-5563	821	509	0	165
5564 2008-5564	426	282	0	75
5565 2009-5565	492	313	0	119
5566 2010-5566	382	278	0	85
5567 2011-5567	508	386	0	160
5568 2012-5568	429	255	1	107
5569 2013-5569	338	226	0	77
5570 2014-5570	155	90	0	34
5571 2015-5571	238	136	0	75
5573 2016-5573	1074	529	0	220
5575 2017-5575	170	99	0	65
5576 2018-5576	221	144	0	60
5577 2019-5577	454	297	0	109
5578 2020-5578	620	418	1	139
5581 2021-5581	970	664	2	241
5583 2022-5583	171	126	0	43
5585 2023-5585	326	204	1	68
5587 2024-5587	301	204	0	72
5588 2025-5588	763	454	0	190
5591 2026-5591	752	456	0	202
5594 2027-5594	523	288	0	135
5597 2029-5597	426	256	2	122
5602 2030-5602	546	273	0	132

City of Dallas

General Election
November 4, 2014
Dallas County, TX

UNOFFICIAL RESULTS

RUN DATE:11/11/14 06:02 PM

REPORT-EL52 PAGE 0020

WITH 430 OF 430 PRECINCTS REPORTING

VOTES PERCENT

VOTES PERCENT

Dallas Prop 2- Restrictions on Contracts

VOTE FOR 1

01 = For (A Favor)

02 = Against (En Contra)

99,771 63.45
57,477 36.55

03 = OVER VOTES
04 = UNDER VOTES

67
26,414

(CONTINUED FROM PREVIOUS PAGE)

	01	02	03	04
5608 2031-5608	434	350	0	148
5610 2032-5610	264	249	0	86
5611 2033-5611	250	177	0	73
5621 2034-5621	383	211	0	107
5627 2035-5627	163	130	0	53
5632 2036-5632	572	397	2	147
5634 2037-5634	119	64	0	27
5636 2038-5636	593	457	0	162
5638 2039-5638	519	319	0	161
5639 2040-5639	393	243	1	83
5641 2041-5641	1005	559	0	217
5646 2042-5646	723	533	0	175
5648 2043-5648	542	330	0	145
5649 2044-5649	288	144	0	50
5650 2045-5650	467	308	0	115
5651 2046-5651	535	345	0	98
5652 2047-5652	566	423	0	122
5653 2048-5653	516	328	0	157
5656 2049-5656	351	276	0	88
5659 2050-5659	409	285	0	75
5662 2051-5662	697	430	1	100
5664 2052-5664	391	267	1	76
5666 2053-5666	247	174	0	71
5667 2054-5667	332	213	2	76
5669 2055-5669	161	127	0	36
5671 2056-5671	324	264	0	69
5673 2057-5673	116	87	0	40
5674 2058-5674	244	192	0	49
5676 2059-5676	325	175	0	96
5677 2060-5677	681	364	0	170
5678 2061-5678	689	444	1	156
5681 2062-5681	474	291	0	130
5683 2063-5683	191	131	0	42
5684 2064-5684	474	304	0	98
5686 2064-5686	0	0	0	0
5690 2065-5690	599	442	0	152
5692 2066-5692	417	271	0	116
5695 2067-5695	293	190	0	70
5697 2068-5697	492	359	0	117
5699 2069-5699	773	521	0	206
5701 2070-5701	338	216	0	84
5703 2071-5703	570	336	1	131
5706 2072-5706	722	487	0	171
5707 2073-5707	265	210	0	49
5708 2074-5708	21	14	0	1
5713 2076-5713	2	3	0	0
5714 2077-5714	289	171	0	93
5717 2079-5717	172	97	2	41
5732 2201-5732	1	0	0	0
5760 2220-5760	0	0	0	0
5844 2406-5844	2	0	0	0
5992 2902-5992	20	8	0	3
6042 3000-6042	388	334	0	113
6043 3001-6043	50	20	0	13
6044 3001-6044	20	11	0	8

City of Dallas

General Election
November 4, 2014
Dallas County, TX

UNOFFICIAL RESULTS

RUN DATE:11/11/14 06:02 PM

REPORT-EL52 PAGE 0021

WITH 430 OF 430 PRECINCTS REPORTING

VOTES PERCENT

VOTES PERCENT

Dallas Prop 2- Restrictions on Contracts

VOTE FOR 1

01 = For (A Favor)

02 = Against (En Contra)

99,771 63.45
57,477 36.55

03 = OVER VOTES
04 = UNDER VOTES

67
26,414

(CONTINUED FROM PREVIOUS PAGE)

	01	02	03	04
6045 3002-6045	194	75	0	48
6046 3003-6046	398	165	1	106
6048 3004-6048	470	235	1	77
6049 3005-6049	11	10	0	11
6050 3006-6050	400	297	1	119
6052 3007-6052	74	49	0	37
6053 3008-6053	542	422	1	109
6059 3009-6059	397	243	0	71
6060 3010-6060	74	26	0	23
6062 3011-6062	148	121	0	40
6065 3012-6065	16	8	0	10
6068 3013-6068	61	34	0	5
6070 3014-6070	175	76	0	36
6075 3015-6075	30	14	0	10
6079 3016-6079	152	133	0	27
6083 3017-6083	91	51	0	28
6084 3018-6084	282	131	0	105
6085 3019-6085	76	40	0	63
6087 3020-6087	35	14	0	8
6090 3021-6090	109	53	0	51
6091 3022-6091	192	59	0	120
6092 3023-6092	193	72	0	75
6093 3024-6093	221	72	0	112
6094 3025-6094	18	5	0	10
6095 3026-6095	129	50	0	40
6096 3027-6096	209	75	0	116
6097 3028-6097	135	53	0	72
6098 3029-6098	67	30	0	40
6102 3031-6102	54	37	0	12
6103 3032-6103	114	56	0	29
6104 3033-6104	44	17	0	27
6106 3034-6106	182	74	0	84
6107 3035-6107	210	78	0	96
6108 3036-6108	6	0	0	1
6110 3037-6110	78	33	0	25
6111 3038-6111	169	65	0	50
6112 3039-6112	418	153	0	172
6113 3040-6113	161	52	0	70
6117 3041-6117	13	6	0	6
6118 3042-6118	190	93	0	110
6119 3043-6119	328	139	0	143
6120 3044-6120	342	124	0	175
6122 3045-6122	104	29	0	21
6125 3046-6125	443	240	1	104
6126 3047-6126	300	163	0	88
6127 3048-6127	490	178	1	202
6128 3049-6128	369	127	0	151
6129 3050-6129	237	78	0	127
6131 3051-6131	154	43	0	59
6133 3052-6133	382	147	1	147
6134 3053-6134	306	142	0	93
6136 3053-6136	0	0	0	0
6140 3054-6140	710	255	0	189
6142 3055-6142	732	254	0	141
6143 3056-6143	663	271	0	173

City of Dallas

General Election
November 4, 2014
Dallas County, TX

UNOFFICIAL RESULTS

RUN DATE:11/11/14 06:02 PM

REPORT-EL52 PAGE 0022

WITH 430 OF 430 PRECINCTS REPORTING

Dallas Prop 2- Restrictions on Contracts

VOTES PERCENT

VOTES PERCENT

VOTE FOR 1

01 = For (A Favor)

02 = Against (En Contra)

99,771 63.45
57,477 36.55

03 = OVER VOTES
04 = UNDER VOTES

67
26,414

(CONTINUED FROM PREVIOUS PAGE)

	01	02	03	04
6145 3057-6145	473	209	0	177
6147 3058-6147	554	196	0	155
6149 3059-6149	280	111	1	114
6151 3060-6151	346	138	0	115
6153 3061-6153	243	64	0	64
6156 3062-6156	338	129	0	94
6157 3063-6157	684	245	1	135
6160 3064-6160	607	211	0	145
6161 3065-6161	463	158	1	179
6162 3066-6162	364	181	0	86
6163 3067-6163	61	23	0	14
6164 3067-6164	230	86	0	52
6168 3068-6168	627	281	0	168
6172 3069-6172	300	141	0	111
6173 3070-6173	497	216	0	248
6174 3071-6174	487	166	1	203
6175 3072-6175	5	2	0	4
6178 3073-6178	31	11	0	5
6179 3074-6179	52	30	0	2
6182 3075-6182	23	21	0	9
6192 3077-6192	634	289	0	126
6197 3078-6197	390	169	0	91
6198 3078-6198	145	68	0	28
6202 3079-6202	67	36	0	22
6206 3080-6206	166	92	0	37
6208 3081-6208	254	153	0	58
6209 3082-6209	360	150	0	148
6214 3083-6214	188	101	0	41
6218 3084-6218	146	112	0	28
6219 3086-6219	319	292	0	86
6221 3088-6221	9	11	0	3
6222 3089-6222	1	0	0	0
6224 3090-6224	115	93	0	26
6227 3092-6227	294	107	0	77
6228 3092-6228	0	2	0	0
6229 3093-6229	1	2	0	0
6231 3094-6231	1	0	0	0
6237 3097-6237	44	10	0	7
6238 3098-6238	37	18	0	26
6240 3099-6240	58	14	0	29
6655 4000-6655	35	23	0	6
6662 4001-6662	149	86	0	37
6667 4002-6667	240	162	0	44
6668 4003-6668	34	20	0	5
6671 4004-6671	244	162	0	38
6674 4005-6674	139	81	0	34
6675 4006-6675	245	201	0	43
6676 4007-6676	43	26	0	11
6677 4008-6677	35	30	0	15
6678 4009-6678	132	74	0	35
6680 4010-6680	226	164	0	59
6683 4011-6683	100	40	0	27
6686 4012-6686	16	7	0	5
6688 4013-6688	69	41	0	21
6689 4014-6689	498	300	0	101

City of Dallas

General Election
November 4, 2014
Dallas County, TX

UNOFFICIAL RESULTS

RUN DATE:11/11/14 06:02 PM

REPORT-EL52 PAGE 0023

WITH 430 OF 430 PRECINCTS REPORTING

Dallas Prop 2- Restrictions on Contracts

VOTES PERCENT

VOTES PERCENT

VOTE FOR 1

01 = For (A Favor)

02 = Against (En Contra)

99,771 63.45
57,477 36.55

03 = OVER VOTES
04 = UNDER VOTES

67
26,414

(CONTINUED FROM PREVIOUS PAGE)

	01	02	03	04
6691 4015-6691	327	143	0	103
6692 4016-6692	326	167	1	115
6693 4017-6693	88	56	0	22
6694 4018-6694	194	126	0	35
6700 4019-6700	259	185	0	120
6702 4020-6702	75	35	0	20
6705 4021-6705	625	404	0	134
6712 4022-6712	305	189	2	86
6713 4023-6713	1	0	0	0
6716 4024-6716	252	106	1	70
6717 4025-6717	48	20	0	9
6719 4026-6719	19	8	0	8
6722 4027-6722	16	7	0	3
6723 4028-6723	123	51	1	49
6725 4029-6725	5	1	0	2
6726 4030-6726	3	0	0	3
6727 4031-6727	302	141	2	101
6728 4032-6728	365	256	0	75
6732 4033-6732	170	129	0	23
6735 4035-6735	230	130	0	51
6737 4036-6737	100	33	0	47
6739 4037-6739	25	12	0	7
6740 4038-6740	313	148	0	138
6742 4039-6742	91	33	0	22
6743 4040-6743	118	45	0	64
6744 4041-6744	118	42	0	37
6745 4043-6745	154	75	0	44
6746 4044-6746	117	41	0	67
6747 4046-6747	121	58	0	66
6748 4047-6748	113	50	0	44
6749 4048-6749	10	9	0	1
6752 4050-6752	754	429	0	137
6756 4052-6756	676	376	0	143
6757 4052-6757	0	0	0	0
6763 4053-6763	62	29	0	3
6764 4054-6764	24	6	0	3
6765 4055-6765	291	138	0	122
6768 4056-6768	294	106	0	107
6771 4057-6771	185	91	0	69
6772 4058-6772	83	53	0	22
6773 4059-6773	30	12	0	8
6775 4060-6775	228	110	0	76
6780 4061-6780	197	98	0	38
6782 4062-6782	143	67	0	47
6783 4063-6783	322	223	0	61
6785 4065-6785	79	43	0	21
6789 4066-6789	79	49	0	25
6792 4067-6792	187	105	0	47
6795 4068-6795	198	108	0	46
6796 4069-6796	324	172	0	61
6797 4070-6797	134	76	0	33
6798 4071-6798	25	20	0	5
6799 4072-6799	27	13	0	6
6801 4073-6801	300	177	0	47
6802 4074-6802	454	271	0	84

City of Dallas

General Election
November 4, 2014
Dallas County, TX

UNOFFICIAL RESULTS

RUN DATE:11/11/14 06:02 PM

REPORT-EL52

PAGE 0024

WITH 430 OF 430 PRECINCTS REPORTING

VOTES PERCENT

VOTES PERCENT

Dallas Prop 2- Restrictions on Contracts

VOTE FOR 1

01 = For (A Favor)

02 = Against (En Contra)

99,771 63.45
57,477 36.55

03 = OVER VOTES
04 = UNDER VOTES

67
26,414

(CONTINUED FROM PREVIOUS PAGE)

	01	02	03	04
6803 4075-6803	92	54	0	20
6804 4076-6804	276	139	0	96
6808 4077-6808	129	69	0	27
6809 4078-6809	176	140	0	56
6810 4079-6810	1005	581	0	175
6811 4080-6811	195	115	1	35
6812 4081-6812	229	104	1	71
6815 4082-6815	31	11	0	12
6816 4083-6816	44	21	0	9
6817 4084-6817	71	30	0	27
6818 4085-6818	123	32	0	40
6819 4086-6819	280	121	0	53
6823 4087-6823	63	33	0	17
6825 4088-6825	24	10	0	16
6827 4090-6827	7	8	0	2
6831 4092-6831	36	23	1	7
6833 4093-6833	6	5	0	8
6835 4094-6835	67	48	0	27
6837 4095-6837	7	1	0	1
6838 4096-6838	6	4	0	5
6839 4097-6839	155	79	0	33
6841 4098-6841	5	9	0	1
6842 4099-6842	240	157	0	35
6844 4100-6844	4	5	0	0
6846 4101-6846	3	3	0	2
6847 4102-6847	44	33	0	13
6850 4103-6850	7	15	0	7
6851 4104-6851	0	0	0	0
6852 4105-6852	0	0	0	0
6853 4106-6853	27	17	0	6
6855 4107-6855	15	6	0	3
6857 4108-6857	7	4	0	3
6858 4109-6858	9	1	0	3
6859 4110-6859	160	62	0	85
6860 4111-6860	24	16	0	4
6861 4112-6861	6	3	0	2
6864 4113-6864	198	111	0	28
6867 4114-6867	131	55	0	31
6868 4115-6868	58	43	1	8
6870 4116-6870	1	1	0	0
6871 4117-6871	9	2	0	0
6872 4118-6872	0	0	0	0
6873 4119-6873	0	2	0	0
6874 4120-6874	45	12	0	5
6883 4300-6883	2	0	0	0

City of Dallas

General Election
November 4, 2014
Dallas County, TX

UNOFFICIAL RESULTS

RUN DATE:11/11/14 06:02 PM

REPORT-EL52 PAGE 0025

WITH 430 OF 430 PRECINCTS REPORTING

Dallas Prop 3- Thoroughfare Plan Notices

VOTE FOR 1

01 = For (A Favor)

02 = Against (En Contra)

VOTES PERCENT

54,430 34.89
101,583 65.11

03 = OVER VOTES
04 = UNDER VOTES

VOTES PERCENT

56
27,660

01 02 03 04

5100	1000-5100	49	62	0	6
5102	1001-5102	45	89	0	22
5103	1002-5103	70	137	0	44
5104	1003-5104	223	522	1	133
5106	1004-5106	249	391	0	75
5107	1005-5107	278	556	0	141
5109	1006-5109	326	483	0	133
5110	1007-5110	79	128	0	21
5111	1008-5111	59	89	0	33
5118	1009-5118	47	112	0	22
5119	1010-5119	64	142	0	43
5120	1011-5120	40	80	0	22
5122	1012-5122	21	28	0	12
5124	1013-5124	305	473	0	143
5126	1014-5126	115	230	0	58
5129	1015-5129	117	185	3	62
5133	1016-5133	18	37	1	9
5134	1017-5134	111	256	1	65
5135	1018-5135	24	59	0	15
5137	1019-5137	222	538	0	136
5138	1020-5138	119	240	0	54
5141	1021-5141	188	348	0	109
5149	1022-5149	376	732	0	139
5154	1023-5154	216	472	0	117
5156	1026-5156	74	130	0	23
5158	1027-5158	271	582	0	134
5162	1028-5162	133	243	0	46
5164	1029-5164	103	205	0	43
5167	1030-5167	200	394	0	87
5168	1032-5168	74	157	1	51
5169	1033-5169	131	266	0	58
5170	1035-5170	16	33	0	9
5171	1036-5171	72	126	0	30
5172	1037-5172	89	138	0	48
5174	1038-5174	117	235	0	51
5175	1038-5175	0	0	0	0
5178	1039-5178	23	31	1	2
5179	1040-5179	235	408	0	103
5180	1041-5180	34	76	0	16
5181	1042-5181	62	116	0	16
5182	1043-5182	317	563	0	112
5183	1044-5183	340	597	1	140
5184	1045-5184	103	205	0	51
5187	1046-5187	28	64	0	6
5188	1047-5188	111	215	0	58
5189	1048-5189	353	716	0	164
5190	1049-5190	266	433	0	80
5194	1050-5194	24	51	0	10
5195	1051-5195	23	41	0	9
5196	1052-5196	359	850	0	187
5197	1054-5197	80	185	0	70
5198	1055-5198	32	82	0	32
5199	1056-5199	94	211	0	42
5201	1057-5201	118	341	0	68
5204	1058-5204	155	364	0	80

City of Dallas

General Election
November 4, 2014
Dallas County, TX

UNOFFICIAL RESULTS

RUN DATE:11/11/14 06:02 PM

REPORT-EL52 PAGE 0026

WITH 430 OF 430 PRECINCTS REPORTING

Dallas Prop 3- Thoroughfare Plan Notices

VOTE FOR 1

01 = For (A Favor)

02 = Against (En Contra)

54,430 34.89
101,583 65.11

03 = OVER VOTES
04 = UNDER VOTES

VOTES PERCENT
56
27,660

(CONTINUED FROM PREVIOUS PAGE)

	01	02	03	04
5205 1059-5205	154	457	0	94
5207 1060-5207	527	1174	0	244
5209 1061-5209	158	396	0	61
5210 1062-5210	3	3	0	0
5214 1063-5214	105	242	0	55
5217 1064-5217	9	11	0	1
5218 1065-5218	191	306	1	76
5223 1067-5223	1	2	0	0
5226 1068-5226	4	9	0	1
5234 1069-5234	5	9	0	2
5236 1070-5236	100	264	0	61
5239 1071-5239	259	571	0	145
5241 1073-5241	205	379	1	96
5244 1074-5244	70	138	1	43
5245 1075-5245	133	298	0	73
5248 1076-5248	213	463	0	98
5251 1078-5251	69	124	0	65
5255 1079-5255	149	300	0	87
5257 1080-5257	44	70	0	28
5258 1081-5258	300	725	0	139
5259 1082-5259	10	22	0	8
5261 1083-5261	92	205	0	58
5263 1084-5263	339	814	0	136
5264 1085-5264	41	119	0	31
5266 1086-5266	35	67	0	22
5267 1087-5267	304	519	0	85
5271 1088-5271	116	194	1	71
5273 1089-5273	143	268	0	81
5277 1090-5277	142	319	0	83
5278 1091-5278	125	289	0	81
5281 1092-5281	199	368	0	124
5284 1093-5284	112	231	0	61
5286 1094-5286	112	191	2	62
5287 1095-5287	93	168	0	52
5289 1096-5289	55	132	0	46
5290 1097-5290	162	303	0	120
5292 1098-5292	128	286	0	82
5293 1099-5293	3	6	0	1
5295 1100-5295	190	340	1	139
5299 1101-5299	59	137	0	57
5303 1102-5303	88	182	0	41
5304 1103-5304	21	40	0	12
5305 1104-5305	160	274	0	104
5306 1105-5306	2	3	0	1
5307 1106-5307	11	33	0	9
5308 1107-5308	28	73	0	24
5310 1108-5310	130	340	0	110
5312 1109-5312	19	40	0	7
5315 1110-5315	0	5	0	0
5317 1111-5317	80	132	0	34
5320 1112-5320	30	42	0	14
5322 1113-5322	18	35	0	9
5324 1114-5324	30	68	0	23
5325 1115-5325	88	224	0	36
5326 1116-5326	93	197	0	42

City of Dallas

General Election
November 4, 2014
Dallas County, TX

UNOFFICIAL RESULTS

RUN DATE: 11/11/14 06:02 PM

REPORT-EL52 PAGE 0027

WITH 430 OF 430 PRECINCTS REPORTING

VOTES PERCENT

VOTES PERCENT

Dallas Prop 3- Thoroughfare Plan Notices

VOTE FOR 1

01 = For (A Favor)

02 = Against (En Contra)

54,430 34.89
101,583 65.11

03 = OVER VOTES
04 = UNDER VOTES

56
27,660

(CONTINUED FROM PREVIOUS PAGE)

	01	02	03	04
5329 1117-5329	436	635	0	169
5338 1118-5338	98	146	0	48
5342 1119-5342	105	196	1	140
5348 1120-5348	101	223	0	57
5351 1121-5351	146	265	0	85
5352 1121-5352	0	2	0	0
5355 1122-5355	16	54	0	18
5356 1124-5356	0	1	0	0
5357 1125-5357	35	53	0	16
5358 1125-5358	112	244	0	65
5364 1126-5364	43	87	0	15
5365 1127-5365	42	55	0	12
5366 1128-5366	122	231	0	57
5367 1129-5367	6	9	0	5
5370 1130-5370	59	116	0	40
5372 1131-5372	97	182	0	43
5376 1132-5376	2	12	0	1
5377 1133-5377	50	99	0	11
5378 1134-5378	26	44	0	22
5379 1135-5379	77	204	0	50
5380 1136-5380	0	2	0	0
5381 1137-5381	1	1	0	3
5391 1300-5391	1	2	0	1
5406 1303-5406	3	7	0	2
5485 1707-5485	0	0	0	0
5555 2000-5555	0	0	0	0
5556 2001-5556	2	2	0	1
5557 2002-5557	196	330	0	74
5558 2003-5558	421	712	0	157
5559 2004-5559	295	569	0	120
5561 2005-5561	135	250	0	69
5562 2006-5562	298	420	1	111
5563 2007-5563	547	763	2	183
5564 2008-5564	266	421	1	95
5565 2009-5565	290	515	0	119
5566 2010-5566	208	451	0	86
5567 2011-5567	290	600	0	164
5568 2012-5568	236	451	1	104
5569 2013-5569	222	331	1	87
5570 2014-5570	102	136	0	41
5571 2015-5571	155	214	0	80
5573 2016-5573	694	895	0	234
5575 2017-5575	99	161	0	74
5576 2018-5576	127	231	0	67
5577 2019-5577	318	427	0	115
5578 2020-5578	370	657	0	151
5581 2021-5581	618	974	1	284
5583 2022-5583	102	193	0	45
5585 2023-5585	195	336	0	68
5587 2024-5587	167	343	0	67
5588 2025-5588	499	699	0	209
5591 2026-5591	483	716	0	211
5594 2027-5594	355	448	0	143
5597 2029-5597	275	400	0	131
5602 2030-5602	348	452	0	151

City of Dallas

General Election
November 4, 2014
Dallas County, TX

UNOFFICIAL RESULTS

RUN DATE:11/11/14 06:02 PM

REPORT-EL52 PAGE 0028

WITH 430 OF 430 PRECINCTS REPORTING

VOTES PERCENT

VOTES PERCENT

Dallas Prop 3- Thoroughfare Plan Notices

VOTE FOR 1

01 = For (A Favor)

02 = Against (En Contra)

54,430 34.89
101,583 65.11

03 = OVER VOTES
04 = UNDER VOTES

56
27,660

(CONTINUED FROM PREVIOUS PAGE)

	01	02	03	04
5608 2031-5608	243	512	0	177
5610 2032-5610	154	336	0	109
5611 2033-5611	133	283	0	84
5621 2034-5621	242	347	1	111
5627 2035-5627	83	203	0	60
5632 2036-5632	344	628	0	146
5634 2037-5634	68	108	0	34
5636 2038-5636	333	697	0	182
5638 2039-5638	287	542	0	170
5639 2040-5639	197	412	1	110
5641 2041-5641	600	928	0	253
5646 2042-5646	438	809	0	184
5648 2043-5648	305	548	0	164
5649 2044-5649	174	253	0	55
5650 2045-5650	297	464	1	128
5651 2046-5651	305	552	1	120
5652 2047-5652	349	620	0	142
5653 2048-5653	288	552	0	161
5656 2049-5656	206	414	0	95
5659 2050-5659	230	446	0	93
5662 2051-5662	397	715	1	115
5664 2052-5664	254	393	0	88
5666 2053-5666	127	274	0	91
5667 2054-5667	154	391	0	78
5669 2055-5669	81	200	0	43
5671 2056-5671	215	366	0	76
5673 2057-5673	65	133	0	45
5674 2058-5674	120	310	1	54
5676 2059-5676	174	324	1	97
5677 2060-5677	419	616	0	180
5678 2061-5678	411	695	0	184
5681 2062-5681	243	500	0	152
5683 2063-5683	113	211	0	40
5684 2064-5684	233	535	0	108
5686 2064-5686	0	0	0	0
5690 2065-5690	327	719	0	147
5692 2066-5692	257	413	0	134
5695 2067-5695	155	322	0	76
5697 2068-5697	249	575	0	144
5699 2069-5699	458	820	0	222
5701 2070-5701	185	355	0	98
5703 2071-5703	351	524	1	162
5706 2072-5706	418	769	2	191
5707 2073-5707	140	329	0	55
5708 2074-5708	10	24	0	2
5713 2076-5713	0	5	0	0
5714 2077-5714	176	292	0	85
5717 2079-5717	92	176	0	44
5732 2201-5732	0	1	0	0
5760 2220-5760	0	0	0	0
5844 2406-5844	1	1	0	0
5992 2902-5992	12	15	0	4
6042 3000-6042	247	441	0	147
6043 3001-6043	24	46	0	13
6044 3001-6044	13	19	0	7

City of Dallas

General Election
November 4, 2014
Dallas County, TX

UNOFFICIAL RESULTS

RUN DATE:11/11/14 06:02 PM

REPORT-EL52 PAGE 0029

WITH 430 OF 430 PRECINCTS REPORTING

Dallas Prop 3- Thoroughfare Plan Notices

VOTES PERCENT

VOTES PERCENT

VOTE FOR 1

01 = For (A Favor)

02 = Against (En Contra)

54,430 34.89
101,583 65.11

03 = OVER VOTES
04 = UNDER VOTES

56
27,660

(CONTINUED FROM PREVIOUS PAGE)

	01	02	03	04
6045 3002-6045	105	166	0	46
6046 3003-6046	174	391	1	104
6048 3004-6048	209	491	0	83
6049 3005-6049	5	18	0	9
6050 3006-6050	266	419	1	131
6052 3007-6052	44	77	0	39
6053 3008-6053	325	626	0	123
6059 3009-6059	233	394	0	84
6060 3010-6060	35	59	0	29
6062 3011-6062	68	193	0	48
6065 3012-6065	7	19	0	8
6068 3013-6068	27	66	0	7
6070 3014-6070	68	185	0	34
6075 3015-6075	10	33	0	11
6079 3016-6079	69	214	0	29
6083 3017-6083	59	83	1	27
6084 3018-6084	142	276	1	99
6085 3019-6085	42	77	0	60
6087 3020-6087	13	34	0	10
6090 3021-6090	60	105	0	48
6091 3022-6091	102	151	0	118
6092 3023-6092	102	167	0	71
6093 3024-6093	108	175	0	122
6094 3025-6094	6	15	0	12
6095 3026-6095	74	109	0	36
6096 3027-6096	110	186	0	104
6097 3028-6097	67	122	0	71
6098 3029-6098	37	61	0	39
6102 3031-6102	24	68	0	11
6103 3032-6103	69	99	0	31
6104 3033-6104	18	45	0	25
6106 3034-6106	101	155	0	84
6107 3035-6107	104	188	0	92
6108 3036-6108	2	5	0	0
6110 3037-6110	40	69	0	27
6111 3038-6111	92	140	0	52
6112 3039-6112	218	355	0	170
6113 3040-6113	93	125	0	65
6117 3041-6117	5	16	0	4
6118 3042-6118	93	185	1	114
6119 3043-6119	176	292	0	142
6120 3044-6120	160	311	0	170
6122 3045-6122	74	61	0	19
6125 3046-6125	202	484	1	101
6126 3047-6126	158	308	0	85
6127 3048-6127	266	404	0	201
6128 3049-6128	193	307	0	147
6129 3050-6129	115	204	1	122
6131 3051-6131	77	118	0	61
6133 3052-6133	222	312	1	142
6134 3053-6134	147	310	0	84
6136 3053-6136	0	0	0	0
6140 3054-6140	326	638	0	190
6142 3055-6142	348	634	0	145
6143 3056-6143	302	648	0	157

City of Dallas

General Election
November 4, 2014
Dallas County, TX

UNOFFICIAL RESULTS

RUN DATE:11/11/14 06:02 PM

REPORT-EL52 PAGE 0030

WITH 430 OF 430 PRECINCTS REPORTING

Dallas Prop 3- Thoroughfare Plan Notices

VOTES PERCENT

VOTES PERCENT

VOTE FOR 1

01 = For (A Favor)

02 = Against (En Contra)

54,430 34.89
101,583 65.11

03 = OVER VOTES
04 = UNDER VOTES

56
27,660

(CONTINUED FROM PREVIOUS PAGE)

	01	02	03	04
6145 3057-6145	261	430	1	167
6147 3058-6147	278	483	1	143
6149 3059-6149	143	256	0	107
6151 3060-6151	158	337	0	104
6153 3061-6153	109	196	0	66
6156 3062-6156	154	315	0	92
6157 3063-6157	333	592	0	140
6160 3064-6160	277	547	0	139
6161 3065-6161	225	402	1	173
6162 3066-6162	193	356	0	82
6163 3067-6163	31	54	0	13
6164 3067-6164	121	194	0	53
6168 3068-6168	305	609	0	162
6172 3069-6172	146	303	0	103
6173 3070-6173	271	451	0	239
6174 3071-6174	257	389	1	210
6175 3072-6175	3	4	0	4
6178 3073-6178	14	28	0	5
6179 3074-6179	23	59	0	2
6182 3075-6182	19	27	0	7
6192 3077-6192	282	643	0	124
6197 3078-6197	178	385	1	86
6198 3078-6198	67	143	1	30
6202 3079-6202	32	75	0	18
6206 3080-6206	67	191	0	37
6208 3081-6208	165	250	0	50
6209 3082-6209	179	332	0	147
6214 3083-6214	87	203	1	39
6218 3084-6218	76	170	0	40
6219 3086-6219	208	377	0	112
6221 3088-6221	7	13	0	3
6222 3089-6222	1	0	0	0
6224 3090-6224	64	142	0	28
6227 3092-6227	132	272	0	74
6228 3092-6228	1	1	0	0
6229 3093-6229	0	3	0	0
6231 3094-6231	1	0	0	0
6237 3097-6237	15	39	0	7
6238 3098-6238	20	38	0	23
6240 3099-6240	28	46	0	27
6655 4000-6655	21	37	0	6
6662 4001-6662	60	177	0	35
6667 4002-6667	136	269	0	41
6668 4003-6668	16	36	0	7
6671 4004-6671	139	258	0	47
6674 4005-6674	70	151	0	33
6675 4006-6675	137	306	0	46
6676 4007-6676	20	49	0	11
6677 4008-6677	16	46	0	18
6678 4009-6678	71	128	0	42
6680 4010-6680	134	254	0	61
6683 4011-6683	39	100	0	28
6686 4012-6686	7	16	0	5
6688 4013-6688	37	72	0	22
6689 4014-6689	289	501	0	109

City of Dallas

General Election
November 4, 2014
Dallas County, TX

UNOFFICIAL RESULTS

RUN DATE:11/11/14 06:02 PM

REPORT-EL52 PAGE 0031

WITH 430 OF 430 PRECINCTS REPORTING

Dallas Prop 3- Thoroughfare Plan Notices

VOTE FOR 1

01 = For (A Favor)

02 = Against (En Contra)

54,430 34.89
101,583 65.11

03 = OVER VOTES
04 = UNDER VOTES

VOTES PERCENT
56
27,660

(CONTINUED FROM PREVIOUS PAGE)

	01	02	03	04
6691 4015-6691	161	317	0	95
6692 4016-6692	161	334	0	114
6693 4017-6693	47	96	0	23
6694 4018-6694	124	184	0	47
6700 4019-6700	157	288	0	119
6702 4020-6702	48	67	1	14
6705 4021-6705	328	681	0	154
6712 4022-6712	168	313	1	100
6713 4023-6713	1	0	0	0
6716 4024-6716	146	204	0	79
6717 4025-6717	21	47	0	9
6719 4026-6719	8	19	1	7
6722 4027-6722	10	14	0	2
6723 4028-6723	67	110	1	46
6725 4029-6725	2	5	0	1
6726 4030-6726	2	1	0	3
6727 4031-6727	162	284	1	99
6728 4032-6728	200	401	0	95
6732 4033-6732	98	191	0	33
6735 4035-6735	142	223	0	46
6737 4036-6737	51	84	0	45
6739 4037-6739	13	24	0	7
6740 4038-6740	158	321	0	120
6742 4039-6742	52	76	0	18
6743 4040-6743	55	107	0	65
6744 4041-6744	63	98	0	36
6745 4043-6745	95	129	0	49
6746 4044-6746	73	90	0	62
6747 4046-6747	57	127	0	61
6748 4047-6748	56	107	0	44
6749 4048-6749	6	13	0	1
6752 4050-6752	336	847	0	137
6756 4052-6756	289	765	0	141
6757 4052-6757	0	0	0	0
6763 4053-6763	21	68	0	5
6764 4054-6764	10	20	0	3
6765 4055-6765	144	290	0	117
6768 4056-6768	157	239	0	111
6771 4057-6771	98	181	0	66
6772 4058-6772	43	91	0	24
6773 4059-6773	15	25	0	10
6775 4060-6775	136	205	0	73
6780 4061-6780	114	182	2	35
6782 4062-6782	72	136	0	49
6783 4063-6783	179	364	0	63
6785 4065-6785	43	80	0	20
6789 4066-6789	38	90	0	25
6792 4067-6792	84	204	0	51
6795 4068-6795	86	226	0	40
6796 4069-6796	176	316	0	65
6797 4070-6797	75	136	0	32
6798 4071-6798	13	32	0	5
6799 4072-6799	13	26	0	7
6801 4073-6801	154	315	0	55
6802 4074-6802	256	471	0	82

City of Dallas

General Election
November 4, 2014
Dallas County, TX

UNOFFICIAL RESULTS

RUN DATE:11/11/14 06:02 PM

REPORT-EL52 PAGE 0032

WITH 430 OF 430 PRECINCTS REPORTING

Dallas Prop 3- Thoroughfare Plan Notices

VOTE FOR 1

- 01 = For (A Favor)
- 02 = Against (En Contra)

VOTES PERCENT
54,430 34.89
101,583 65.11

- 03 = OVER VOTES
- 04 = UNDER VOTES

VOTES PERCENT
56
27,660

(CONTINUED FROM PREVIOUS PAGE)

	01	02	03	04
6803 4075-6803	45	97	0	24
6804 4076-6804	124	290	0	97
6808 4077-6808	69	128	0	28
6809 4078-6809	86	231	0	55
6810 4079-6810	599	970	0	192
6811 4080-6811	118	197	0	31
6812 4081-6812	124	211	0	70
6815 4082-6815	13	29	0	12
6816 4083-6816	22	45	0	7
6817 4084-6817	39	57	0	32
6818 4085-6818	57	96	0	42
6819 4086-6819	150	246	0	58
6823 4087-6823	33	59	0	21
6825 4088-6825	12	23	0	15
6827 4090-6827	2	12	0	3
6831 4092-6831	20	42	0	5
6833 4093-6833	3	7	0	9
6835 4094-6835	45	76	0	21
6837 4095-6837	2	6	0	1
6838 4096-6838	6	4	0	5
6839 4097-6839	78	157	0	32
6841 4098-6841	2	12	0	1
6842 4099-6842	143	255	0	34
6844 4100-6844	3	5	0	1
6846 4101-6846	2	4	0	2
6847 4102-6847	25	51	0	14
6850 4103-6850	2	20	0	7
6851 4104-6851	0	0	0	0
6852 4105-6852	0	0	0	0
6853 4106-6853	13	23	0	14
6855 4107-6855	11	10	0	3
6857 4108-6857	3	8	0	3
6858 4109-6858	5	6	0	2
6859 4110-6859	87	138	0	82
6860 4111-6860	11	30	0	3
6861 4112-6861	4	5	0	2
6864 4113-6864	105	201	0	31
6867 4114-6867	63	123	0	31
6868 4115-6868	35	66	0	9
6870 4116-6870	1	1	0	0
6871 4117-6871	1	10	0	0
6872 4118-6872	0	0	0	0
6873 4119-6873	0	2	0	0
6874 4120-6874	24	33	0	5
6883 4300-6883	1	1	0	0

WITH 430 OF 430 PRECINCTS REPORTING

VOTES PERCENT

VOTES PERCENT

Dallas Prop 4- Nondiscrimination

VOTE FOR 1

01 = For (A Favor)

02 = Against (En Contra)

122,981 76.88
36,979 23.12

03 = OVER VOTES
04 = UNDER VOTES

74
23,695

01 02 03 04

5100	1000-5100	92	16	0	9
5102	1001-5102	117	27	0	12
5103	1002-5103	167	45	0	39
5104	1003-5104	632	126	1	120
5106	1004-5106	488	170	0	57
5107	1005-5107	666	180	0	129
5109	1006-5109	591	267	0	84
5110	1007-5110	134	75	0	19
5111	1008-5111	119	33	0	29
5118	1009-5118	133	28	0	20
5119	1010-5119	175	38	0	36
5120	1011-5120	92	33	0	17
5122	1012-5122	41	10	0	10
5124	1013-5124	684	152	2	83
5126	1014-5126	299	64	0	40
5129	1015-5129	267	65	0	35
5133	1016-5133	51	13	0	1
5134	1017-5134	311	71	0	51
5135	1018-5135	67	18	0	13
5137	1019-5137	680	148	0	68
5138	1020-5138	297	79	1	36
5141	1021-5141	475	99	0	71
5149	1022-5149	1034	142	0	71
5154	1023-5154	562	157	0	86
5156	1026-5156	162	46	0	19
5158	1027-5158	684	196	0	107
5162	1028-5162	270	109	1	42
5164	1029-5164	248	74	0	29
5167	1030-5167	454	159	2	66
5168	1032-5168	177	69	0	37
5169	1033-5169	286	121	0	48
5170	1035-5170	40	10	0	8
5171	1036-5171	173	39	0	16
5172	1037-5172	189	41	0	45
5174	1038-5174	299	64	1	39
5175	1038-5175	0	0	0	0
5178	1039-5178	47	9	0	1
5179	1040-5179	520	144	0	82
5180	1041-5180	98	17	0	11
5181	1042-5181	149	27	0	18
5182	1043-5182	612	286	0	94
5183	1044-5183	659	299	2	118
5184	1045-5184	259	61	0	39
5187	1046-5187	72	19	0	7
5188	1047-5188	256	83	0	45
5189	1048-5189	799	312	0	122
5190	1049-5190	530	191	0	58
5194	1050-5194	54	24	0	7
5195	1051-5195	41	20	0	12
5196	1052-5196	955	303	1	137
5197	1054-5197	214	68	0	53
5198	1055-5198	86	33	0	27
5199	1056-5199	220	92	0	35
5201	1057-5201	342	114	0	71
5204	1058-5204	406	118	1	74

WITH 430 OF 430 PRECINCTS REPORTING

VOTES PERCENT

VOTES PERCENT

Dallas Prop 4- Nondiscrimination

VOTE FOR 1

01 = For (A Favor)

02 = Against (En Contra)

122,981 76.88
36,979 23.12

03 = OVER VOTES
04 = UNDER VOTES

74
23,695

(CONTINUED FROM PREVIOUS PAGE)

	01	02	03	04
5205 1059-5205	445	181	2	77
5207 1060-5207	1346	404	0	195
5209 1061-5209	449	124	0	42
5210 1062-5210	2	3	0	1
5214 1063-5214	269	83	0	50
5217 1064-5217	16	4	0	1
5218 1065-5218	393	104	1	76
5223 1067-5223	2	0	0	1
5226 1068-5226	12	1	0	1
5234 1069-5234	9	4	0	3
5236 1070-5236	310	76	0	39
5239 1071-5239	716	172	0	87
5241 1073-5241	482	126	1	72
5244 1074-5244	180	30	0	42
5245 1075-5245	363	93	0	48
5248 1076-5248	608	111	0	55
5251 1078-5251	162	40	0	56
5255 1079-5255	369	100	0	67
5257 1080-5257	104	17	0	21
5258 1081-5258	786	253	0	125
5259 1082-5259	28	6	0	6
5261 1083-5261	240	58	0	57
5263 1084-5263	911	253	0	125
5264 1085-5264	127	32	0	32
5266 1086-5266	83	19	0	22
5267 1087-5267	670	148	0	90
5271 1088-5271	243	74	0	65
5273 1089-5273	336	78	0	78
5277 1090-5277	360	112	0	72
5278 1091-5278	312	96	0	87
5281 1092-5281	442	125	1	123
5284 1093-5284	276	64	1	63
5286 1094-5286	250	49	2	66
5287 1095-5287	213	49	0	51
5289 1096-5289	151	39	0	43
5290 1097-5290	336	125	1	123
5292 1098-5292	315	91	0	90
5293 1099-5293	8	2	0	0
5295 1100-5295	415	119	0	136
5299 1101-5299	157	41	0	55
5303 1102-5303	200	60	1	50
5304 1103-5304	53	7	0	13
5305 1104-5305	357	80	0	101
5306 1105-5306	5	0	0	1
5307 1106-5307	29	13	0	11
5308 1107-5308	86	21	0	18
5310 1108-5310	350	106	1	123
5312 1109-5312	40	17	0	9
5315 1110-5315	3	1	0	1
5317 1111-5317	171	40	1	34
5320 1112-5320	60	10	0	16
5322 1113-5322	46	7	0	9
5324 1114-5324	76	16	0	29
5325 1115-5325	234	80	0	34
5326 1116-5326	218	74	2	38

City of Dallas

General Election
November 4, 2014
Dallas County, TX

UNOFFICIAL RESULTS

RUN DATE: 11/11/14 06:02 PM

REPORT-EL52 PAGE 0035

WITH 430 OF 430 PRECINCTS REPORTING

Dallas Prop 4- Nondiscrimination

VOTE FOR 1

01 = For (A Favor)

02 = Against (En Contra)

122,981 76.88
36,979 23.12

03 = OVER VOTES
04 = UNDER VOTES

74
23,695

(CONTINUED FROM PREVIOUS PAGE)

01 02 03 04

	01	02	03	04
5329 1117-5329	853	245	0	142
5338 1118-5338	193	44	0	55
5342 1119-5342	241	56	0	145
5348 1120-5348	278	69	0	34
5351 1121-5351	329	97	0	70
5352 1121-5352	2	0	0	0
5355 1122-5355	61	18	0	9
5356 1124-5356	1	0	0	0
5357 1125-5357	53	35	0	16
5358 1125-5358	266	95	0	60
5364 1126-5364	109	21	0	15
5365 1127-5365	74	20	0	15
5366 1128-5366	221	138	0	51
5367 1129-5367	13	2	0	5
5370 1130-5370	155	29	0	31
5372 1131-5372	227	65	0	30
5376 1132-5376	11	3	0	1
5377 1133-5377	108	43	0	9
5378 1134-5378	57	13	0	22
5379 1135-5379	220	63	0	48
5380 1136-5380	2	0	0	0
5381 1137-5381	1	1	0	3
5391 1300-5391	1	2	0	1
5406 1303-5406	7	3	0	2
5485 1707-5485	0	0	0	0
5555 2000-5555	0	0	0	0
5556 2001-5556	5	0	0	0
5557 2002-5557	398	145	0	57
5558 2003-5558	854	297	1	138
5559 2004-5559	621	269	0	94
5561 2005-5561	281	119	0	54
5562 2006-5562	545	201	0	84
5563 2007-5563	959	390	0	146
5564 2008-5564	498	213	0	72
5565 2009-5565	624	205	1	94
5566 2010-5566	491	185	0	69
5567 2011-5567	606	310	0	138
5568 2012-5568	539	173	0	80
5569 2013-5569	404	167	0	70
5570 2014-5570	155	89	0	35
5571 2015-5571	270	106	0	73
5573 2016-5573	1168	457	0	198
5575 2017-5575	220	72	0	42
5576 2018-5576	276	98	0	51
5577 2019-5577	529	237	0	94
5578 2020-5578	798	262	0	118
5581 2021-5581	1132	523	0	222
5583 2022-5583	210	89	0	41
5585 2023-5585	404	137	0	58
5587 2024-5587	376	152	0	49
5588 2025-5588	877	361	1	168
5591 2026-5591	848	374	1	187
5594 2027-5594	538	274	0	134
5597 2029-5597	481	216	1	108
5602 2030-5602	501	320	0	130

City of Dallas

General Election
November 4, 2014
Dallas County, TX

UNOFFICIAL RESULTS

RUN DATE:11/11/14 06:02 PM

REPORT-EL52

PAGE 0036

WITH 430 OF 430 PRECINCTS REPORTING

VOTES PERCENT

VOTES PERCENT

Dallas Prop 4- Nondiscrimination

VOTE FOR 1

01 = For (A Favor)

02 = Against (En Contra)

122,981 76.88

36,979 23.12

03 = OVER VOTES

74

04 = UNDER VOTES

23,695

(CONTINUED FROM PREVIOUS PAGE)

	01	02	03	04
5608 2031-5608	625	203	0	104
5610 2032-5610	375	160	1	63
5611 2033-5611	335	97	0	68
5621 2034-5621	458	149	0	94
5627 2035-5627	239	63	0	44
5632 2036-5632	682	303	0	133
5634 2037-5634	159	30	1	20
5636 2038-5636	856	249	0	107
5638 2039-5638	701	177	0	121
5639 2040-5639	486	156	2	76
5641 2041-5641	1064	510	1	206
5646 2042-5646	970	316	2	143
5648 2043-5648	655	255	1	106
5649 2044-5649	336	106	0	40
5650 2045-5650	607	194	0	89
5651 2046-5651	618	287	0	73
5652 2047-5652	709	310	0	92
5653 2048-5653	642	220	0	139
5656 2049-5656	466	181	0	68
5659 2050-5659	513	177	1	78
5662 2051-5662	786	351	0	91
5664 2052-5664	444	219	0	72
5666 2053-5666	333	91	1	67
5667 2054-5667	450	117	1	55
5669 2055-5669	239	52	0	33
5671 2056-5671	411	186	0	60
5673 2057-5673	139	62	0	42
5674 2058-5674	299	151	0	35
5676 2059-5676	344	183	0	69
5677 2060-5677	702	359	0	154
5678 2061-5678	792	351	1	146
5681 2062-5681	545	229	0	121
5683 2063-5683	223	103	0	38
5684 2064-5684	586	202	1	87
5686 2064-5686	0	0	0	0
5690 2065-5690	811	277	0	105
5692 2066-5692	466	235	0	103
5695 2067-5695	376	117	0	60
5697 2068-5697	662	201	0	105
5699 2069-5699	973	345	1	181
5701 2070-5701	434	131	0	73
5703 2071-5703	671	231	1	135
5706 2072-5706	933	309	0	138
5707 2073-5707	382	105	0	37
5708 2074-5708	23	11	0	2
5713 2076-5713	4	1	0	0
5714 2077-5714	354	126	0	73
5717 2079-5717	236	48	0	28
5732 2201-5732	1	0	0	0
5760 2220-5760	0	0	0	0
5844 2406-5844	2	0	0	0
5992 2902-5992	21	7	0	3
6042 3000-6042	556	194	0	85
6043 3001-6043	58	13	0	12
6044 3001-6044	25	6	0	8

City of Dallas

General Election
November 4, 2014
Dallas County, TX

UNOFFICIAL RESULTS

RUN DATE:11/11/14 06:02 PM

REPORT-EL52

PAGE 0037

WITH 430 OF 430 PRECINCTS REPORTING

VOTES PERCENT

VOTES PERCENT

Dallas Prop 4- Nondiscrimination

VOTE FOR 1

01 = For (A Favor)

02 = Against (En Contra)

122,981 76.88
36,979 23.12

03 = OVER VOTES
04 = UNDER VOTES

74
23,695

(CONTINUED FROM PREVIOUS PAGE)

	01	02	03	04
6045 3002-6045	212	52	0	53
6046 3003-6046	471	104	1	94
6048 3004-6048	581	121	0	81
6049 3005-6049	20	5	0	7
6050 3006-6050	546	186	1	84
6052 3007-6052	102	30	0	28
6053 3008-6053	850	153	0	71
6059 3009-6059	559	100	0	52
6060 3010-6060	69	31	0	23
6062 3011-6062	248	40	0	21
6065 3012-6065	23	3	0	8
6068 3013-6068	69	27	0	4
6070 3014-6070	179	67	0	41
6075 3015-6075	35	9	0	10
6079 3016-6079	246	46	1	19
6083 3017-6083	122	17	0	31
6084 3018-6084	360	62	0	96
6085 3019-6085	91	27	0	61
6087 3020-6087	43	6	0	8
6090 3021-6090	127	30	0	56
6091 3022-6091	208	47	0	116
6092 3023-6092	206	57	0	77
6093 3024-6093	240	38	1	126
6094 3025-6094	17	5	0	11
6095 3026-6095	152	27	0	40
6096 3027-6096	229	53	0	118
6097 3028-6097	164	25	0	71
6098 3029-6098	77	21	0	39
6102 3031-6102	73	14	0	16
6103 3032-6103	151	26	0	22
6104 3033-6104	53	6	0	29
6106 3034-6106	206	53	0	81
6107 3035-6107	210	77	0	97
6108 3036-6108	4	2	0	1
6110 3037-6110	100	15	0	21
6111 3038-6111	189	44	0	51
6112 3039-6112	477	89	0	177
6113 3040-6113	176	38	0	69
6117 3041-6117	16	6	0	3
6118 3042-6118	222	48	0	123
6119 3043-6119	370	93	0	147
6120 3044-6120	380	87	2	172
6122 3045-6122	94	23	0	37
6125 3046-6125	549	128	1	110
6126 3047-6126	291	184	0	76
6127 3048-6127	555	126	0	190
6128 3049-6128	402	100	0	145
6129 3050-6129	262	57	0	123
6131 3051-6131	155	36	0	65
6133 3052-6133	421	94	1	161
6134 3053-6134	369	86	0	86
6136 3053-6136	0	0	0	0
6140 3054-6140	788	165	0	201
6142 3055-6142	777	199	0	151
6143 3056-6143	784	165	0	158

City of Dallas

General Election
November 4, 2014
Dallas County, TX

UNOFFICIAL RESULTS

RUN DATE:11/11/14 06:02 PM

REPORT-EL52 PAGE 0038

WITH 430 OF 430 PRECINCTS REPORTING

Dallas Prop 4- Nondiscrimination

VOTE FOR 1

01 = For (A Favor)

02 = Against (En Contra)

122,981 76.88
36,979 23.12

03 = OVER VOTES
04 = UNDER VOTES

VOTES PERCENT
74
23,695

(CONTINUED FROM PREVIOUS PAGE)

	01	02	03	04
6145 3057-6145	542	151	0	166
6147 3058-6147	624	132	0	149
6149 3059-6149	334	56	2	114
6151 3060-6151	419	85	0	95
6153 3061-6153	251	48	0	72
6156 3062-6156	386	82	0	93
6157 3063-6157	760	170	0	135
6160 3064-6160	655	159	1	148
6161 3065-6161	485	143	2	171
6162 3066-6162	412	133	0	86
6163 3067-6163	73	16	0	9
6164 3067-6164	253	66	0	49
6168 3068-6168	732	184	0	160
6172 3069-6172	339	98	1	114
6173 3070-6173	573	142	0	246
6174 3071-6174	516	126	1	214
6175 3072-6175	5	2	0	4
6178 3073-6178	33	8	0	6
6179 3074-6179	57	25	0	2
6182 3075-6182	27	14	0	12
6192 3077-6192	716	223	0	110
6197 3078-6197	440	126	0	84
6198 3078-6198	161	51	0	29
6202 3079-6202	81	25	0	19
6206 3080-6206	189	68	1	37
6208 3081-6208	330	91	0	44
6209 3082-6209	408	100	0	150
6214 3083-6214	224	70	0	36
6218 3084-6218	231	35	0	20
6219 3086-6219	504	147	1	45
6221 3088-6221	16	6	0	1
6222 3089-6222	1	0	0	0
6224 3090-6224	192	30	0	12
6227 3092-6227	326	79	1	72
6228 3092-6228	2	0	0	0
6229 3093-6229	1	2	0	0
6231 3094-6231	1	0	0	0
6237 3097-6237	45	8	0	8
6238 3098-6238	45	10	0	26
6240 3099-6240	59	11	0	31
6655 4000-6655	48	12	0	4
6662 4001-6662	198	37	0	37
6667 4002-6667	314	91	0	41
6668 4003-6668	41	13	0	5
6671 4004-6671	345	70	0	29
6674 4005-6674	169	55	0	30
6675 4006-6675	353	102	0	34
6676 4007-6676	50	20	0	10
6677 4008-6677	49	17	0	14
6678 4009-6678	157	41	0	43
6680 4010-6680	321	85	0	43
6683 4011-6683	120	21	0	26
6686 4012-6686	20	5	0	3
6688 4013-6688	89	23	0	19
6689 4014-6689	611	201	0	87

City of Dallas

General Election
November 4, 2014
Dallas County, TX

UNOFFICIAL RESULTS

RUN DATE: 11/11/14 06:02 PM

REPORT-EL52 PAGE 0039

WITH 430 OF 430 PRECINCTS REPORTING

Dallas Prop 4- Nondiscrimination

VOTE FOR 1

01 = For (A Favor)

02 = Against (En Contra)

122,981 76.88
36,979 23.12

03 = OVER VOTES
04 = UNDER VOTES

74
23,695

(CONTINUED FROM PREVIOUS PAGE)

	01	02	03	04
6691 4015-6691	390	97	0	86
6692 4016-6692	426	79	1	103
6693 4017-6693	128	21	0	17
6694 4018-6694	270	61	0	24
6700 4019-6700	405	77	0	82
6702 4020-6702	99	16	0	15
6705 4021-6705	983	79	0	101
6712 4022-6712	439	63	1	79
6713 4023-6713	1	0	0	0
6716 4024-6716	289	55	0	85
6717 4025-6717	54	10	0	13
6719 4026-6719	20	7	0	8
6722 4027-6722	17	3	0	6
6723 4028-6723	145	29	0	50
6725 4029-6725	5	1	0	2
6726 4030-6726	3	0	0	3
6727 4031-6727	347	91	3	105
6728 4032-6728	582	61	0	53
6732 4033-6732	254	52	0	16
6735 4035-6735	325	47	1	38
6737 4036-6737	110	27	0	43
6739 4037-6739	34	1	0	9
6740 4038-6740	400	84	0	115
6742 4039-6742	98	25	0	23
6743 4040-6743	136	27	0	64
6744 4041-6744	130	32	0	35
6745 4043-6745	188	45	0	40
6746 4044-6746	121	34	0	70
6747 4046-6747	151	28	1	65
6748 4047-6748	128	29	0	50
6749 4048-6749	8	11	0	1
6752 4050-6752	870	336	0	114
6756 4052-6756	778	279	1	137
6757 4052-6757	0	0	0	0
6763 4053-6763	63	24	0	7
6764 4054-6764	24	7	0	2
6765 4055-6765	323	106	0	122
6768 4056-6768	340	65	0	102
6771 4057-6771	220	58	0	67
6772 4058-6772	108	27	0	23
6773 4059-6773	29	13	0	8
6775 4060-6775	265	73	0	76
6780 4061-6780	249	46	0	38
6782 4062-6782	170	41	0	46
6783 4063-6783	447	111	0	48
6785 4065-6785	91	31	0	21
6789 4066-6789	99	28	0	26
6792 4067-6792	233	59	0	47
6795 4068-6795	256	60	0	36
6796 4069-6796	418	79	1	59
6797 4070-6797	177	40	0	26
6798 4071-6798	34	10	0	6
6799 4072-6799	30	9	0	7
6801 4073-6801	413	80	0	31
6802 4074-6802	660	98	0	51

City of Dallas

General Election
November 4, 2014
Dallas County, TX

UNOFFICIAL RESULTS

RUN DATE:11/11/14 06:02 PM

REPORT-EL52 PAGE 0040

WITH 430 OF 430 PRECINCTS REPORTING

VOTES PERCENT

VOTES PERCENT

Dallas Prop 4- Nondiscrimination

VOTE FOR 1

01 = For (A Favor)

02 = Against (En Contra)

122,981 76.88
36,979 23.12

03 = OVER VOTES
04 = UNDER VOTES

74
23,695

(CONTINUED FROM PREVIOUS PAGE)

	01	02	03	04
6803 4075-6803	124	24	0	18
6804 4076-6804	359	67	0	85
6808 4077-6808	176	33	0	16
6809 4078-6809	282	53	0	37
6810 4079-6810	1395	230	0	136
6811 4080-6811	253	67	0	26
6812 4081-6812	266	71	0	68
6815 4082-6815	35	6	0	13
6816 4083-6816	48	16	0	10
6817 4084-6817	80	15	0	33
6818 4085-6818	121	26	0	48
6819 4086-6819	328	71	0	55
6823 4087-6823	75	23	0	15
6825 4088-6825	24	12	0	14
6827 4090-6827	9	6	0	2
6831 4092-6831	51	11	0	5
6833 4093-6833	11	1	0	7
6835 4094-6835	98	21	0	23
6837 4095-6837	6	2	0	1
6838 4096-6838	8	2	0	5
6839 4097-6839	198	42	0	27
6841 4098-6841	11	3	0	1
6842 4099-6842	295	112	0	25
6844 4100-6844	7	2	0	0
6846 4101-6846	6	0	0	2
6847 4102-6847	54	21	1	14
6850 4103-6850	25	1	0	3
6851 4104-6851	0	0	0	0
6852 4105-6852	0	0	0	0
6853 4106-6853	38	5	0	7
6855 4107-6855	20	1	0	3
6857 4108-6857	10	2	0	2
6858 4109-6858	8	1	0	4
6859 4110-6859	192	36	0	79
6860 4111-6860	30	11	0	3
6861 4112-6861	3	7	0	1
6864 4113-6864	236	77	0	24
6867 4114-6867	152	32	0	33
6868 4115-6868	84	18	0	8
6870 4116-6870	2	0	0	0
6871 4117-6871	5	5	0	1
6872 4118-6872	0	0	0	0
6873 4119-6873	1	1	0	0
6874 4120-6874	50	7	0	5
6883 4300-6883	2	0	0	0

City of Dallas

General Election
November 4, 2014
Dallas County, TX

UNOFFICIAL RESULTS

RUN DATE:11/11/14 06:02 PM

REPORT-EL52 PAGE 0041

WITH 430 OF 430 PRECINCTS REPORTING

Dallas Prop 5- Budget for City Auditor

VOTES PERCENT

VOTES PERCENT

VOTE FOR 1

01 = For (A Favor)

02 = Against (En Contra)

123,021 79.97
30,817 20.03

03 = OVER VOTES
04 = UNDER VOTES

38
29,853

	01	02	03	04
5100 1000-5100	86	25	0	6
5102 1001-5102	106	25	0	25
5103 1002-5103	160	42	0	49
5104 1003-5104	554	192	0	133
5106 1004-5106	504	125	1	85
5107 1005-5107	690	137	0	148
5109 1006-5109	654	155	0	133
5110 1007-5110	156	42	0	30
5111 1008-5111	119	25	0	37
5118 1009-5118	127	31	0	23
5119 1010-5119	162	38	0	49
5120 1011-5120	91	31	0	20
5122 1012-5122	38	13	0	10
5124 1013-5124	627	146	0	148
5126 1014-5126	275	67	0	61
5129 1015-5129	266	43	0	58
5133 1016-5133	50	9	0	6
5134 1017-5134	299	64	1	69
5135 1018-5135	64	15	0	19
5137 1019-5137	640	139	0	117
5138 1020-5138	281	71	0	61
5141 1021-5141	436	83	0	126
5149 1022-5149	925	187	0	135
5154 1023-5154	561	101	0	143
5156 1026-5156	168	34	0	25
5158 1027-5158	656	195	0	136
5162 1028-5162	298	76	0	48
5164 1029-5164	244	64	1	42
5167 1030-5167	477	119	0	85
5168 1032-5168	192	43	0	48
5169 1033-5169	320	72	0	63
5170 1035-5170	36	12	0	10
5171 1036-5171	170	35	0	23
5172 1037-5172	181	44	0	50
5174 1038-5174	284	69	0	50
5175 1038-5175	0	0	0	0
5178 1039-5178	41	14	0	2
5179 1040-5179	512	129	0	105
5180 1041-5180	88	24	0	14
5181 1042-5181	134	39	1	20
5182 1043-5182	679	204	1	108
5183 1044-5183	752	176	1	149
5184 1045-5184	239	65	0	55
5187 1046-5187	72	17	0	9
5188 1047-5188	266	64	0	54
5189 1048-5189	853	208	0	172
5190 1049-5190	576	128	0	75
5194 1050-5194	60	16	0	9
5195 1051-5195	52	11	0	10
5196 1052-5196	947	247	0	202
5197 1054-5197	208	60	0	67
5198 1055-5198	93	21	0	32
5199 1056-5199	241	71	0	35
5201 1057-5201	326	120	0	81
5204 1058-5204	384	114	1	100

City of Dallas

General Election
November 4, 2014
Dallas County, TX

UNOFFICIAL RESULTS

RUN DATE:11/11/14 06:02 PM

REPORT-EL52

PAGE 0042

WITH 430 OF 430 PRECINCTS REPORTING

Dallas Prop 5- Budget for City Auditor

VOTE FOR 1

01 = For (A Favor)

02 = Against (En Contra)

123,021 79.97
30,817 20.03

03 = OVER VOTES
04 = UNDER VOTES

38
29,853

(CONTINUED FROM PREVIOUS PAGE)

	01	02	03	04
5205 1059-5205	459	140	0	106
5207 1060-5207	1313	348	0	284
5209 1061-5209	430	123	1	61
5210 1062-5210	5	1	0	0
5214 1063-5214	281	64	0	57
5217 1064-5217	17	3	0	1
5218 1065-5218	389	104	0	81
5223 1067-5223	3	0	0	0
5226 1068-5226	9	3	0	2
5234 1069-5234	11	3	0	2
5236 1070-5236	286	70	0	69
5239 1071-5239	670	150	0	155
5241 1073-5241	466	101	2	112
5244 1074-5244	163	45	0	44
5245 1075-5245	344	78	0	82
5248 1076-5248	548	121	0	105
5251 1078-5251	164	34	0	60
5255 1079-5255	363	91	0	82
5257 1080-5257	89	25	0	28
5258 1081-5258	762	237	0	165
5259 1082-5259	29	5	0	6
5261 1083-5261	232	59	0	64
5263 1084-5263	897	246	0	146
5264 1085-5264	120	37	0	34
5266 1086-5266	84	19	0	21
5267 1087-5267	634	173	0	101
5271 1088-5271	236	74	0	72
5273 1089-5273	315	94	0	83
5277 1090-5277	345	103	0	96
5278 1091-5278	309	94	0	92
5281 1092-5281	430	130	0	131
5284 1093-5284	259	76	0	69
5286 1094-5286	240	61	1	65
5287 1095-5287	199	60	0	54
5289 1096-5289	149	38	0	46
5290 1097-5290	354	105	1	125
5292 1098-5292	312	92	0	92
5293 1099-5293	8	2	0	0
5295 1100-5295	396	129	0	145
5299 1101-5299	151	42	0	60
5303 1102-5303	197	66	0	48
5304 1103-5304	44	17	0	12
5305 1104-5305	325	105	0	108
5306 1105-5306	4	1	0	1
5307 1106-5307	29	14	0	10
5308 1107-5308	72	28	0	25
5310 1108-5310	351	111	1	117
5312 1109-5312	41	16	0	9
5315 1110-5315	3	2	0	0
5317 1111-5317	158	53	0	35
5320 1112-5320	51	18	0	17
5322 1113-5322	41	12	0	9
5324 1114-5324	79	16	0	26
5325 1115-5325	241	62	0	45
5326 1116-5326	222	54	0	56

City of Dallas

General Election
November 4, 2014
Dallas County, TX

RUN DATE:11/11/14 06:02 PM

REPORT-EL52 PAGE 0043

WITH 430 OF 430 PRECINCTS REPORTING

VOTES PERCENT

VOTES PERCENT

Dallas Prop 5- Budget for City Auditor

VOTE FOR 1

01 = For (A Favor)

02 = Against (En Contra)

123,021 79.97
30,817 20.03

03 = OVER VOTES
04 = UNDER VOTES

38
29,853

(CONTINUED FROM PREVIOUS PAGE)

	01	02	03	04
5329 1117-5329	883	161	0	196
5338 1118-5338	193	49	0	50
5342 1119-5342	214	79	0	149
5348 1120-5348	253	58	0	70
5351 1121-5351	325	88	0	83
5352 1121-5352	2	0	0	0
5355 1122-5355	65	8	0	15
5356 1124-5356	1	0	0	0
5357 1125-5357	66	21	0	17
5358 1125-5358	288	65	0	68
5364 1126-5364	101	21	0	23
5365 1127-5365	74	19	0	16
5366 1128-5366	273	79	0	58
5367 1129-5367	11	4	0	5
5370 1130-5370	137	33	0	45
5372 1131-5372	219	55	0	48
5376 1132-5376	11	3	0	1
5377 1133-5377	107	35	0	18
5378 1134-5378	54	10	0	28
5379 1135-5379	200	74	0	57
5380 1136-5380	1	1	0	0
5381 1137-5381	1	0	0	4
5391 1300-5391	1	2	0	1
5406 1303-5406	9	1	0	2
5485 1707-5485	0	0	0	0
5555 2000-5555	0	0	0	0
5556 2001-5556	2	3	0	0
5557 2002-5557	403	108	0	89
5558 2003-5558	882	230	0	178
5559 2004-5559	692	164	1	127
5561 2005-5561	310	71	0	73
5562 2006-5562	591	127	1	111
5563 2007-5563	1052	244	1	198
5564 2008-5564	562	117	0	104
5565 2009-5565	652	151	1	120
5566 2010-5566	513	130	0	102
5567 2011-5567	704	172	0	178
5568 2012-5568	546	121	0	125
5569 2013-5569	471	80	0	90
5570 2014-5570	192	49	0	38
5571 2015-5571	290	71	0	88
5573 2016-5573	1308	257	0	258
5575 2017-5575	226	41	0	67
5576 2018-5576	294	67	0	64
5577 2019-5577	577	152	0	131
5578 2020-5578	822	184	0	172
5581 2021-5581	1292	295	0	290
5583 2022-5583	234	59	0	47
5585 2023-5585	422	102	0	75
5587 2024-5587	401	105	1	70
5588 2025-5588	961	219	0	227
5591 2026-5591	931	231	1	247
5594 2027-5594	637	149	0	160
5597 2029-5597	551	113	0	142
5602 2030-5602	663	121	0	167

City of Dallas

General Election
November 4, 2014
Dallas County, TX

UNOFFICIAL RESULTS

RUN DATE:11/11/14 06:02 PM

REPORT-EL52 PAGE 0044

WITH 430 OF 430 PRECINCTS REPORTING

Dallas Prop 5- Budget for City Auditor

VOTES PERCENT

VOTES PERCENT

VOTE FOR 1

01 = For (A Favor)

02 = Against (En Contra)

123,021 79.97
30,817 20.03

03 = OVER VOTES
04 = UNDER VOTES

38
29,853

(CONTINUED FROM PREVIOUS PAGE)

	01	02	03	04
5608 2031-5608	585	165	1	181
5610 2032-5610	387	104	0	108
5611 2033-5611	324	81	0	95
5621 2034-5621	470	105	0	126
5627 2035-5627	227	56	0	63
5632 2036-5632	743	205	0	170
5634 2037-5634	151	22	0	37
5636 2038-5636	831	186	0	195
5638 2039-5638	658	154	0	187
5639 2040-5639	494	113	0	113
5641 2041-5641	1254	278	2	247
5646 2042-5646	1002	223	0	206
5648 2043-5648	695	161	0	161
5649 2044-5649	330	85	0	67
5650 2045-5650	608	141	0	141
5651 2046-5651	696	153	1	128
5652 2047-5652	763	203	0	145
5653 2048-5653	670	163	0	168
5656 2049-5656	492	113	0	110
5659 2050-5659	532	144	0	93
5662 2051-5662	900	198	0	130
5664 2052-5664	527	111	1	96
5666 2053-5666	327	75	3	87
5667 2054-5667	432	106	0	85
5669 2055-5669	228	58	0	38
5671 2056-5671	475	102	0	80
5673 2057-5673	160	35	0	48
5674 2058-5674	343	87	0	55
5676 2059-5676	409	86	0	101
5677 2060-5677	835	182	0	198
5678 2061-5678	864	233	0	193
5681 2062-5681	601	130	0	164
5683 2063-5683	255	67	0	42
5684 2064-5684	601	160	0	115
5686 2064-5686	0	0	0	0
5690 2065-5690	808	218	0	167
5692 2066-5692	534	130	1	139
5695 2067-5695	364	100	0	89
5697 2068-5697	638	179	0	151
5699 2069-5699	1004	251	0	245
5701 2070-5701	436	115	0	87
5703 2071-5703	726	148	0	164
5706 2072-5706	940	200	0	240
5707 2073-5707	360	96	0	68
5708 2074-5708	26	5	0	5
5713 2076-5713	3	2	0	0
5714 2077-5714	376	85	0	92
5717 2079-5717	213	57	0	42
5732 2201-5732	1	0	0	0
5760 2220-5760	0	0	0	0
5844 2406-5844	2	0	0	0
5992 2902-5992	24	1	0	6
6042 3000-6042	539	138	0	158
6043 3001-6043	58	11	0	14
6044 3001-6044	27	5	0	7

City of Dallas

General Election
November 4, 2014
Dallas County, TX

UNOFFICIAL RESULTS

RUN DATE:11/11/14 06:02 PM

REPORT-EL52 PAGE 0045

WITH 430 OF 430 PRECINCTS REPORTING

Dallas Prop 5- Budget for City Auditor

VOTES PERCENT

VOTES PERCENT

VOTE FOR 1

01 = For (A Favor)

02 = Against (En Contra)

123,021 79.97
30,817 20.03

03 = OVER VOTES
04 = UNDER VOTES

38
29,853

(CONTINUED FROM PREVIOUS PAGE)

	01	02	03	04
6045 3002-6045	211	50	0	56
6046 3003-6046	444	122	1	103
6048 3004-6048	550	135	1	97
6049 3005-6049	17	7	0	8
6050 3006-6050	557	114	1	145
6052 3007-6052	96	26	0	38
6053 3008-6053	774	165	0	135
6059 3009-6059	513	107	0	91
6060 3010-6060	80	18	0	25
6062 3011-6062	207	49	0	53
6065 3012-6065	20	3	0	11
6068 3013-6068	70	22	0	8
6070 3014-6070	185	62	1	39
6075 3015-6075	36	7	0	11
6079 3016-6079	223	61	0	28
6083 3017-6083	109	30	0	31
6084 3018-6084	322	87	0	109
6085 3019-6085	86	27	0	66
6087 3020-6087	41	6	0	10
6090 3021-6090	120	38	0	55
6091 3022-6091	199	49	0	123
6092 3023-6092	183	74	0	83
6093 3024-6093	214	61	0	130
6094 3025-6094	18	4	0	11
6095 3026-6095	141	40	0	38
6096 3027-6096	213	68	0	119
6097 3028-6097	151	39	0	70
6098 3029-6098	76	24	0	37
6102 3031-6102	68	24	0	11
6103 3032-6103	140	30	0	29
6104 3033-6104	49	10	0	29
6106 3034-6106	197	61	0	82
6107 3035-6107	218	67	0	99
6108 3036-6108	4	2	0	1
6110 3037-6110	89	22	0	25
6111 3038-6111	175	49	0	60
6112 3039-6112	451	103	0	189
6113 3040-6113	162	40	0	81
6117 3041-6117	16	5	0	4
6118 3042-6118	207	75	0	111
6119 3043-6119	368	93	0	149
6120 3044-6120	354	113	0	174
6122 3045-6122	85	28	0	41
6125 3046-6125	527	140	0	121
6126 3047-6126	360	102	0	89
6127 3048-6127	536	133	0	202
6128 3049-6128	390	104	0	153
6129 3050-6129	255	56	0	131
6131 3051-6131	145	42	0	69
6133 3052-6133	394	128	1	154
6134 3053-6134	350	101	0	90
6136 3053-6136	0	0	0	0
6140 3054-6140	763	189	0	202
6142 3055-6142	784	191	0	152
6143 3056-6143	746	190	0	171

142055

City of Dallas

General Election
November 4, 2014
Dallas County, TX

UNOFFICIAL RESULTS

RUN DATE:11/11/14 06:02 PM

REPORT-EL52 PAGE 0046

WITH 430 OF 430 PRECINCTS REPORTING

VOTES PERCENT

VOTES PERCENT

Dallas Prop 5- Budget for City Auditor

VOTE FOR 1

01 = For (A Favor)

02 = Against (En Contra)

123,021 79.97
30,817 20.03

03 = OVER VOTES
04 = UNDER VOTES

38
29,853

(CONTINUED FROM PREVIOUS PAGE)

	01	02	03	04
6145 3057-6145	526	147	0	186
6147 3058-6147	597	149	0	159
6149 3059-6149	310	83	0	113
6151 3060-6151	376	112	0	111
6153 3061-6153	237	63	0	71
6156 3062-6156	362	99	0	100
6157 3063-6157	745	173	0	147
6160 3064-6160	620	183	0	160
6161 3065-6161	502	124	1	174
6162 3066-6162	417	115	0	99
6163 3067-6163	64	21	0	13
6164 3067-6164	255	56	0	57
6168 3068-6168	718	188	0	170
6172 3069-6172	345	91	0	116
6173 3070-6173	550	158	0	253
6174 3071-6174	504	129	0	224
6175 3072-6175	4	3	0	4
6178 3073-6178	29	10	0	8
6179 3074-6179	67	13	0	4
6182 3075-6182	27	17	0	9
6192 3077-6192	723	191	0	135
6197 3078-6197	431	125	0	94
6198 3078-6198	166	44	0	31
6202 3079-6202	80	22	0	23
6206 3080-6206	207	48	0	40
6208 3081-6208	332	72	0	61
6209 3082-6209	384	122	0	152
6214 3083-6214	219	65	0	46
6218 3084-6218	201	42	0	43
6219 3086-6219	463	123	0	111
6221 3088-6221	14	6	0	3
6222 3089-6222	1	0	0	0
6224 3090-6224	161	39	0	34
6227 3092-6227	304	95	0	79
6228 3092-6228	2	0	0	0
6229 3093-6229	2	1	0	0
6231 3094-6231	1	0	0	0
6237 3097-6237	43	10	0	8
6238 3098-6238	44	10	0	27
6240 3099-6240	54	15	0	32
6655 4000-6655	46	12	0	6
6662 4001-6662	187	44	0	41
6667 4002-6667	318	72	0	56
6668 4003-6668	39	12	1	7
6671 4004-6671	322	75	0	47
6674 4005-6674	170	49	0	35
6675 4006-6675	329	95	0	65
6676 4007-6676	59	9	0	12
6677 4008-6677	47	15	0	18
6678 4009-6678	155	42	0	44
6680 4010-6680	299	85	0	65
6683 4011-6683	119	17	0	31
6686 4012-6686	18	6	0	4
6688 4013-6688	85	19	0	27
6689 4014-6689	615	151	0	133

City of Dallas

General Election
November 4, 2014
Dallas County, TX

UNOFFICIAL RESULTS

RUN DATE:11/11/14 06:02 PM

REPORT-EL52 PAGE 0047

WITH 430 OF 430 PRECINCTS REPORTING

Dallas Prop 5- Budget for City Auditor

VOTES PERCENT

VOTES PERCENT

VOTE FOR 1

01 = For (A Favor)

02 = Against (En Contra)

123,021 79.97
30,817 20.03

03 = OVER VOTES
04 = UNDER VOTES

38
29,853

(CONTINUED FROM PREVIOUS PAGE)

	01	02	03	04
6691 4015-6691	366	99	0	108
6692 4016-6692	385	94	0	130
6693 4017-6693	117	25	0	24
6694 4018-6694	259	55	0	41
6700 4019-6700	345	90	0	129
6702 4020-6702	98	18	0	14
6705 4021-6705	834	148	0	181
6712 4022-6712	383	89	1	109
6713 4023-6713	1	0	0	0
6716 4024-6716	275	63	0	91
6717 4025-6717	48	17	0	12
6719 4026-6719	19	7	0	9
6722 4027-6722	18	4	0	4
6723 4028-6723	133	41	0	50
6725 4029-6725	4	2	0	2
6726 4030-6726	3	0	0	3
6727 4031-6727	345	95	1	105
6728 4032-6728	495	100	0	101
6732 4033-6732	233	52	1	36
6735 4035-6735	304	59	0	48
6737 4036-6737	108	25	0	47
6739 4037-6739	27	7	0	10
6740 4038-6740	359	103	0	137
6742 4039-6742	97	26	0	23
6743 4040-6743	135	35	0	57
6744 4041-6744	128	35	0	34
6745 4043-6745	169	51	0	53
6746 4044-6746	120	35	0	70
6747 4046-6747	142	35	0	68
6748 4047-6748	124	32	0	51
6749 4048-6749	14	5	0	1
6752 4050-6752	900	273	0	147
6756 4052-6756	794	242	0	159
6757 4052-6757	0	0	0	0
6763 4053-6763	60	25	0	9
6764 4054-6764	27	3	0	3
6765 4055-6765	329	94	0	128
6768 4056-6768	321	74	0	112
6771 4057-6771	207	67	0	71
6772 4058-6772	107	29	0	22
6773 4059-6773	31	6	0	13
6775 4060-6775	263	73	0	78
6780 4061-6780	226	53	0	54
6782 4062-6782	160	47	0	50
6783 4063-6783	414	113	0	79
6785 4065-6785	97	25	0	21
6789 4066-6789	94	31	0	28
6792 4067-6792	226	60	0	53
6795 4068-6795	225	75	0	52
6796 4069-6796	389	100	0	68
6797 4070-6797	162	48	0	33
6798 4071-6798	38	7	0	5
6799 4072-6799	28	12	0	6
6801 4073-6801	360	104	0	60
6802 4074-6802	592	123	0	94

City of Dallas

General Election
November 4, 2014
Dallas County, TX

UNOFFICIAL RESULTS

RUN DATE:11/11/14 06:02 PM

REPORT-EL52 PAGE 0048

WITH 430 OF 430 PRECINCTS REPORTING

VOTES PERCENT

VOTES PERCENT

Dallas Prop 5- Budget for City Auditor

VOTE FOR 1

01 = For (A Favor)

02 = Against (En Contra)

123,021 79.97
30,817 20.03

03 = OVER VOTES
04 = UNDER VOTES

38
29,853

(CONTINUED FROM PREVIOUS PAGE)

	01	02	03	04
6803 4075-6803	117	29	0	20
6804 4076-6804	314	91	0	106
6808 4077-6808	153	39	0	33
6809 4078-6809	255	53	0	64
6810 4079-6810	1283	256	0	222
6811 4080-6811	258	50	0	38
6812 4081-6812	264	60	0	81
6815 4082-6815	33	6	0	15
6816 4083-6816	46	16	0	12
6817 4084-6817	74	23	0	31
6818 4085-6818	117	29	0	49
6819 4086-6819	301	84	0	69
6823 4087-6823	77	18	0	18
6825 4088-6825	26	9	0	15
6827 4090-6827	12	3	0	2
6831 4092-6831	50	7	0	10
6833 4093-6833	9	3	0	7
6835 4094-6835	98	17	0	27
6837 4095-6837	6	2	0	1
6838 4096-6838	6	3	0	6
6839 4097-6839	201	36	0	30
6841 4098-6841	10	4	0	1
6842 4099-6842	321	76	0	35
6844 4100-6844	5	3	0	1
6846 4101-6846	5	1	0	2
6847 4102-6847	61	15	0	14
6850 4103-6850	17	4	0	8
6851 4104-6851	0	0	0	0
6852 4105-6852	0	0	0	0
6853 4106-6853	35	5	0	10
6855 4107-6855	14	4	0	6
6857 4108-6857	9	3	0	2
6858 4109-6858	8	2	0	3
6859 4110-6859	172	51	0	84
6860 4111-6860	33	8	0	3
6861 4112-6861	9	1	0	1
6864 4113-6864	228	82	0	27
6867 4114-6867	154	31	0	32
6868 4115-6868	88	16	0	6
6870 4116-6870	1	1	0	0
6871 4117-6871	8	2	0	1
6872 4118-6872	0	0	0	0
6873 4119-6873	2	0	0	0
6874 4120-6874	51	6	0	5
6883 4300-6883	1	0	0	1

City of Dallas

General Election
November 4, 2014
Dallas County, TX

UNOFFICIAL RESULTS

RUN DATE:11/11/14 06:02 PM

REPORT-EL52 PAGE 0049

WITH 430 OF 430 PRECINCTS REPORTING

Dallas Prop 6- Redistricting Process

VOTES PERCENT

VOTES PERCENT

VOTE FOR 1

01 = For (A Favor)

02 = Against (En Contra)

130,128 84.84
23,259 15.16

03 = OVER VOTES
04 = UNDER VOTES

45
30,297

	01	02	03	04
5100 1000-5100	94	16	0	7
5102 1001-5102	104	26	0	26
5103 1002-5103	167	36	0	48
5104 1003-5104	536	192	0	151
5106 1004-5106	559	81	0	75
5107 1005-5107	714	109	0	152
5109 1006-5109	707	93	1	141
5110 1007-5110	173	27	0	28
5111 1008-5111	130	18	0	33
5118 1009-5118	136	23	0	22
5119 1010-5119	171	31	0	47
5120 1011-5120	102	18	0	22
5122 1012-5122	45	6	0	10
5124 1013-5124	688	97	0	136
5126 1014-5126	287	60	0	56
5129 1015-5129	284	27	1	55
5133 1016-5133	50	8	0	7
5134 1017-5134	325	38	0	70
5135 1018-5135	74	8	0	16
5137 1019-5137	685	88	0	123
5138 1020-5138	310	44	1	58
5141 1021-5141	478	59	0	108
5149 1022-5149	976	132	0	139
5154 1023-5154	602	67	0	136
5156 1026-5156	179	24	0	24
5158 1027-5158	715	132	0	140
5162 1028-5162	332	43	0	47
5164 1029-5164	259	54	0	38
5167 1030-5167	503	86	0	92
5168 1032-5168	213	23	0	47
5169 1033-5169	340	47	0	68
5170 1035-5170	40	7	0	11
5171 1036-5171	175	27	0	26
5172 1037-5172	191	31	0	53
5174 1038-5174	290	64	0	49
5175 1038-5175	0	0	0	0
5178 1039-5178	37	16	0	4
5179 1040-5179	558	87	1	100
5180 1041-5180	77	33	0	16
5181 1042-5181	134	39	0	21
5182 1043-5182	751	125	0	116
5183 1044-5183	810	114	1	153
5184 1045-5184	251	52	0	56
5187 1046-5187	69	14	0	15
5188 1047-5188	284	42	0	58
5189 1048-5189	947	115	0	171
5190 1049-5190	584	109	0	86
5194 1050-5194	64	13	1	7
5195 1051-5195	55	8	0	10
5196 1052-5196	1043	149	0	204
5197 1054-5197	234	32	0	69
5198 1055-5198	96	20	0	30
5199 1056-5199	248	50	0	49
5201 1057-5201	372	74	0	81
5204 1058-5204	445	57	0	97

City of Dallas

General Election
November 4, 2014
Dallas County, TX

UNOFFICIAL RESULTS

RUN DATE:11/11/14 06:02 PM

REPORT-EL52 PAGE 0050

WITH 430 OF 430 PRECINCTS REPORTING

Dallas Prop 6- Redistricting Process

VOTES PERCENT

VOTES PERCENT

VOTE FOR 1

01 = For (A Favor) 130,128 84.84
02 = Against (En Contra) 23,259 15.16

03 = OVER VOTES 45
04 = UNDER VOTES 30,297

(CONTINUED FROM PREVIOUS PAGE)

	01	02	03	04
5205 1059-5205	497	98	0	110
5207 1060-5207	1453	220	1	271
5209 1061-5209	491	59	0	65
5210 1062-5210	4	2	0	0
5214 1063-5214	293	50	0	59
5217 1064-5217	13	6	0	2
5218 1065-5218	386	99	0	89
5223 1067-5223	2	1	0	0
5226 1068-5226	11	2	0	1
5234 1069-5234	11	2	0	3
5236 1070-5236	316	45	0	64
5239 1071-5239	742	90	0	143
5241 1073-5241	508	58	1	114
5244 1074-5244	173	30	0	49
5245 1075-5245	382	53	0	69
5248 1076-5248	612	63	0	99
5251 1078-5251	169	26	0	63
5255 1079-5255	388	59	0	89
5257 1080-5257	101	13	0	28
5258 1081-5258	855	140	0	169
5259 1082-5259	27	6	0	7
5261 1083-5261	243	44	0	68
5263 1084-5263	935	204	0	150
5264 1085-5264	135	25	0	31
5266 1086-5266	77	21	0	26
5267 1087-5267	658	140	0	110
5271 1088-5271	257	59	0	66
5273 1089-5273	323	85	0	84
5277 1090-5277	363	87	0	94
5278 1091-5278	309	92	0	94
5281 1092-5281	449	105	1	136
5284 1093-5284	254	79	0	71
5286 1094-5286	232	64	1	70
5287 1095-5287	208	51	1	53
5289 1096-5289	138	47	0	48
5290 1097-5290	362	88	0	135
5292 1098-5292	291	98	0	107
5293 1099-5293	10	0	0	0
5295 1100-5295	374	131	0	165
5299 1101-5299	139	48	0	66
5303 1102-5303	200	58	0	53
5304 1103-5304	52	7	0	14
5305 1104-5305	332	89	0	117
5306 1105-5306	3	2	0	1
5307 1106-5307	30	11	0	12
5308 1107-5308	80	21	0	24
5310 1108-5310	355	85	0	140
5312 1109-5312	41	17	0	8
5315 1110-5315	4	1	0	0
5317 1111-5317	175	38	1	32
5320 1112-5320	54	16	0	16
5322 1113-5322	46	6	0	10
5324 1114-5324	63	31	0	27
5325 1115-5325	250	54	0	44
5326 1116-5326	242	41	0	49

City of Dallas

General Election
November 4, 2014
Dallas County, TX

UNOFFICIAL RESULTS

RUN DATE:11/11/14 06:02 PM

REPORT-EL52 PAGE 0051

WITH 430 OF 430 PRECINCTS REPORTING

Dallas Prop 6- Redistricting Process

VOTES PERCENT

VOTES PERCENT

VOTE FOR 1

01 = For (A Favor)

02 = Against (En Contra)

130,128 84.84
23,259 15.16

03 = OVER VOTES
04 = UNDER VOTES

45
30,297

(CONTINUED FROM PREVIOUS PAGE)

01 02 03 04

5329	1117-5329	930	119	1	190
5338	1118-5338	187	47	0	58
5342	1119-5342	233	56	0	153
5348	1120-5348	276	41	0	64
5351	1121-5351	319	96	0	81
5352	1121-5352	2	0	0	0
5355	1122-5355	55	15	0	18
5356	1124-5356	1	0	0	0
5357	1125-5357	66	17	0	21
5358	1125-5358	301	53	0	67
5364	1126-5364	104	22	0	19
5365	1127-5365	84	11	0	14
5366	1128-5366	306	51	0	53
5367	1129-5367	12	3	0	5
5370	1130-5370	144	29	0	42
5372	1131-5372	241	42	0	39
5376	1132-5376	11	3	0	1
5377	1133-5377	126	20	0	14
5378	1134-5378	53	13	0	26
5379	1135-5379	218	53	0	60
5380	1136-5380	2	0	0	0
5381	1137-5381	1	0	0	4
5391	1300-5391	2	1	0	1
5406	1303-5406	6	3	0	3
5485	1707-5485	0	0	0	0
5555	2000-5555	0	0	0	0
5556	2001-5556	5	0	0	0
5557	2002-5557	446	69	0	85
5558	2003-5558	976	120	0	194
5559	2004-5559	729	120	0	135
5561	2005-5561	332	45	0	77
5562	2006-5562	634	81	0	115
5563	2007-5563	1155	134	1	205
5564	2008-5564	600	75	0	108
5565	2009-5565	693	94	0	137
5566	2010-5566	562	84	1	98
5567	2011-5567	761	110	1	182
5568	2012-5568	599	71	0	122
5569	2013-5569	483	59	1	98
5570	2014-5570	204	36	0	39
5571	2015-5571	323	43	0	83
5573	2016-5573	1394	179	0	250
5575	2017-5575	234	36	0	64
5576	2018-5576	301	44	0	80
5577	2019-5577	634	90	0	136
5578	2020-5578	887	118	1	172
5581	2021-5581	1327	230	1	319
5583	2022-5583	263	33	0	44
5585	2023-5585	460	66	1	72
5587	2024-5587	444	54	0	79
5588	2025-5588	1049	131	1	226
5591	2026-5591	1012	140	0	258
5594	2027-5594	679	113	0	154
5597	2029-5597	579	90	0	137
5602	2030-5602	683	99	0	169

City of Dallas

General Election
November 4, 2014
Dallas County, TX

UNOFFICIAL RESULTS

RUN DATE:11/11/14 06:02 PM

REPORT-EL52 PAGE 0052

WITH 430 OF 430 PRECINCTS REPORTING

Dallas Prop 6- Redistricting Process

VOTES PERCENT

VOTES PERCENT

VOTE FOR 1

01 = For (A Favor) 130,128 84.84
02 = Against (En Contra) 23,259 15.16

03 = OVER VOTES 45
04 = UNDER VOTES 30,297

(CONTINUED FROM PREVIOUS PAGE)

	01	02	03	04
5608 2031-5608	671	89	0	172
5610 2032-5610	427	75	0	97
5611 2033-5611	353	54	0	93
5621 2034-5621	509	63	0	129
5627 2035-5627	248	31	0	67
5632 2036-5632	826	123	0	169
5634 2037-5634	159	16	0	35
5636 2038-5636	901	123	1	187
5638 2039-5638	731	87	0	181
5639 2040-5639	520	83	1	116
5641 2041-5641	1326	195	0	260
5646 2042-5646	1079	149	0	203
5648 2043-5648	755	106	0	156
5649 2044-5649	379	45	0	58
5650 2045-5650	668	92	0	130
5651 2046-5651	763	91	0	124
5652 2047-5652	859	112	0	140
5653 2048-5653	697	122	0	182
5656 2049-5656	534	81	0	100
5659 2050-5659	599	85	0	85
5662 2051-5662	970	128	0	130
5664 2052-5664	565	71	0	99
5666 2053-5666	350	52	1	89
5667 2054-5667	468	72	0	83
5669 2055-5669	252	32	0	40
5671 2056-5671	505	64	0	88
5673 2057-5673	172	25	0	46
5674 2058-5674	380	48	0	57
5676 2059-5676	431	60	0	105
5677 2060-5677	900	119	0	196
5678 2061-5678	951	150	0	189
5681 2062-5681	644	89	0	162
5683 2063-5683	277	42	0	45
5684 2064-5684	670	88	0	118
5686 2064-5686	0	0	0	0
5690 2065-5690	879	145	0	169
5692 2066-5692	589	74	0	141
5695 2067-5695	426	49	0	78
5697 2068-5697	710	115	0	143
5699 2069-5699	1114	151	1	234
5701 2070-5701	487	59	0	92
5703 2071-5703	774	104	0	160
5706 2072-5706	1004	141	0	235
5707 2073-5707	410	54	0	60
5708 2074-5708	26	6	0	4
5713 2076-5713	2	3	0	0
5714 2077-5714	415	47	0	91
5717 2079-5717	223	41	0	48
5732 2201-5732	1	0	0	0
5760 2220-5760	0	0	0	0
5844 2406-5844	1	1	0	0
5992 2902-5992	21	3	0	7
6042 3000-6042	610	81	0	144
6043 3001-6043	57	8	0	18
6044 3001-6044	22	9	0	8

City of Dallas

General Election
November 4, 2014
Dallas County, TX

UNOFFICIAL RESULTS

RUN DATE: 11/11/14 06:02 PM

REPORT-EL52 PAGE 0053

WITH 430 OF 430 PRECINCTS REPORTING

VOTES PERCENT

VOTES PERCENT

Dallas Prop 6- Redistricting Process

VOTE FOR 1

01 = For (A Favor)

02 = Against (En Contra)

130,128 84.84
23,259 15.16

03 = OVER VOTES
04 = UNDER VOTES

45
30,297

(CONTINUED FROM PREVIOUS PAGE)

	01	02	03	04
6045 3002-6045	207	47	0	63
6046 3003-6046	464	98	0	108
6048 3004-6048	600	98	0	85
6049 3005-6049	19	5	0	8
6050 3006-6050	606	74	1	136
6052 3007-6052	111	12	0	37
6053 3008-6053	837	104	1	132
6059 3009-6059	558	74	1	78
6060 3010-6060	83	10	0	30
6062 3011-6062	231	32	0	46
6065 3012-6065	23	2	0	9
6068 3013-6068	74	19	0	7
6070 3014-6070	205	42	0	40
6075 3015-6075	37	8	0	9
6079 3016-6079	240	44	0	28
6083 3017-6083	109	26	0	35
6084 3018-6084	300	101	0	117
6085 3019-6085	83	32	0	64
6087 3020-6087	43	5	0	9
6090 3021-6090	117	39	0	57
6091 3022-6091	190	59	1	121
6092 3023-6092	182	72	0	86
6093 3024-6093	202	62	0	141
6094 3025-6094	19	3	0	11
6095 3026-6095	143	34	0	42
6096 3027-6096	214	64	0	122
6097 3028-6097	138	43	0	79
6098 3029-6098	77	19	0	41
6102 3031-6102	74	16	0	13
6103 3032-6103	136	28	0	35
6104 3033-6104	48	11	0	29
6106 3034-6106	206	46	0	88
6107 3035-6107	217	65	0	102
6108 3036-6108	4	1	0	2
6110 3037-6110	83	27	0	26
6111 3038-6111	177	48	0	59
6112 3039-6112	439	109	0	195
6113 3040-6113	167	40	0	76
6117 3041-6117	14	7	0	4
6118 3042-6118	205	66	0	122
6119 3043-6119	342	108	0	160
6120 3044-6120	356	101	1	183
6122 3045-6122	97	20	0	37
6125 3046-6125	546	113	1	128
6126 3047-6126	361	89	0	101
6127 3048-6127	526	144	0	201
6128 3049-6128	378	109	1	159
6129 3050-6129	234	68	0	140
6131 3051-6131	135	44	0	77
6133 3052-6133	387	125	0	165
6134 3053-6134	342	99	0	100
6136 3053-6136	0	0	0	0
6140 3054-6140	738	179	0	237
6142 3055-6142	807	162	0	158
6143 3056-6143	756	164	0	187

WITH 430 OF 430 PRECINCTS REPORTING

Dallas Prop 6- Redistricting Process

VOTES PERCENT

VOTES PERCENT

VOTE FOR 1

01 = For (A Favor)

02 = Against (En Contra)

130,128 84.84
23,259 15.16

03 = OVER VOTES
04 = UNDER VOTES

45
30,297

(CONTINUED FROM PREVIOUS PAGE)

	01	02	03	04
6145 3057-6145	539	125	1	194
6147 3058-6147	593	142	0	170
6149 3059-6149	301	74	1	130
6151 3060-6151	359	110	0	130
6153 3061-6153	235	67	0	69
6156 3062-6156	360	100	0	101
6157 3063-6157	725	177	2	161
6160 3064-6160	616	178	0	169
6161 3065-6161	505	109	1	186
6162 3066-6162	374	154	0	103
6163 3067-6163	64	19	0	15
6164 3067-6164	252	59	0	57
6168 3068-6168	701	194	0	181
6172 3069-6172	310	117	0	125
6173 3070-6173	533	158	0	270
6174 3071-6174	480	155	0	222
6175 3072-6175	7	0	0	4
6178 3073-6178	31	10	0	6
6179 3074-6179	64	17	0	3
6182 3075-6182	33	11	0	9
6192 3077-6192	748	171	0	130
6197 3078-6197	446	106	0	98
6198 3078-6198	156	54	0	31
6202 3079-6202	84	14	0	27
6206 3080-6206	200	55	0	40
6208 3081-6208	360	40	0	65
6209 3082-6209	385	121	1	151
6214 3083-6214	224	61	0	45
6218 3084-6218	219	32	0	35
6219 3086-6219	509	77	0	111
6221 3088-6221	16	4	0	3
6222 3089-6222	1	0	0	0
6224 3090-6224	186	20	1	27
6227 3092-6227	305	88	0	85
6228 3092-6228	2	0	0	0
6229 3093-6229	2	1	0	0
6231 3094-6231	1	0	0	0
6237 3097-6237	48	6	0	7
6238 3098-6238	40	14	0	27
6240 3099-6240	55	15	0	31
6655 4000-6655	44	14	0	6
6662 4001-6662	197	33	0	42
6667 4002-6667	352	47	0	47
6668 4003-6668	38	9	0	12
6671 4004-6671	343	52	0	49
6674 4005-6674	191	32	1	30
6675 4006-6675	370	60	0	59
6676 4007-6676	59	9	0	12
6677 4008-6677	49	13	0	18
6678 4009-6678	160	38	0	43
6680 4010-6680	334	46	0	69
6683 4011-6683	115	22	0	30
6686 4012-6686	18	3	0	7
6688 4013-6688	90	12	0	29
6689 4014-6689	677	91	1	130

City of Dallas

General Election
November 4, 2014
Dallas County, TX

UNOFFICIAL RESULTS

RUN DATE:11/11/14 06:02 PM

REPORT-EL52 PAGE 0055

WITH 430 OF 430 PRECINCTS REPORTING

Dallas Prop 6- Redistricting Process

VOTE FOR 1

01 = For (A Favor)

02 = Against (En Contra)

130,128 84.84
23,259 15.16

03 = OVER VOTES
04 = UNDER VOTES

45
30,297

(CONTINUED FROM PREVIOUS PAGE)

		01	02	03	04
6691	4015-6691	376	86	0	111
6692	4016-6692	388	100	0	121
6693	4017-6693	123	17	0	26
6694	4018-6694	275	36	0	44
6700	4019-6700	364	69	0	131
6702	4020-6702	92	21	0	17
6705	4021-6705	887	115	0	161
6712	4022-6712	415	71	2	94
6713	4023-6713	1	0	0	0
6716	4024-6716	275	60	0	94
6717	4025-6717	54	11	0	12
6719	4026-6719	23	4	0	8
6722	4027-6722	20	4	0	2
6723	4028-6723	132	42	0	50
6725	4029-6725	5	1	0	2
6726	4030-6726	2	1	0	3
6727	4031-6727	332	100	1	113
6728	4032-6728	520	71	0	105
6732	4033-6732	250	40	0	32
6735	4035-6735	321	40	0	50
6737	4036-6737	108	25	0	47
6739	4037-6739	31	4	0	9
6740	4038-6740	378	91	0	130
6742	4039-6742	97	24	0	25
6743	4040-6743	122	37	0	68
6744	4041-6744	119	43	0	35
6745	4043-6745	175	45	0	53
6746	4044-6746	116	34	0	75
6747	4046-6747	137	39	0	69
6748	4047-6748	120	30	0	57
6749	4048-6749	17	2	0	1
6752	4050-6752	967	197	0	156
6756	4052-6756	835	185	0	175
6757	4052-6757	0	0	0	0
6763	4053-6763	71	15	0	8
6764	4054-6764	22	6	0	5
6765	4055-6765	337	84	0	130
6768	4056-6768	298	82	0	127
6771	4057-6771	211	61	0	73
6772	4058-6772	113	23	0	22
6773	4059-6773	32	6	0	12
6775	4060-6775	265	74	0	75
6780	4061-6780	239	49	0	45
6782	4062-6782	177	33	0	47
6783	4063-6783	441	88	0	77
6785	4065-6785	98	21	0	24
6789	4066-6789	100	27	0	26
6792	4067-6792	232	54	0	53
6795	4068-6795	253	53	0	46
6796	4069-6796	410	74	0	73
6797	4070-6797	166	41	0	36
6798	4071-6798	37	6	0	7
6799	4072-6799	33	5	0	8
6801	4073-6801	396	67	0	61
6802	4074-6802	648	83	0	78

City of Dallas

General Election
November 4, 2014
Dallas County, TX

UNOFFICIAL RESULTS

RUN DATE:11/11/14 06:02 PM

REPORT-EL52 PAGE 0056

WITH 430 OF 430 PRECINCTS REPORTING

Dallas Prop 6- Redistricting Process

VOTES PERCENT

VOTES PERCENT

VOTE FOR 1

01 = For (A Favor)

02 = Against (En Contra)

130,128 84.84
23,259 15.16

03 = OVER VOTES
04 = UNDER VOTES

45
30,297

(CONTINUED FROM PREVIOUS PAGE)

	01	02	03	04
6803 4075-6803	122	24	0	20
6804 4076-6804	334	64	0	113
6808 4077-6808	164	31	0	30
6809 4078-6809	261	49	0	62
6810 4079-6810	1409	143	1	208
6811 4080-6811	275	29	0	42
6812 4081-6812	266	52	0	87
6815 4082-6815	30	6	0	18
6816 4083-6816	48	17	0	9
6817 4084-6817	84	11	0	33
6818 4085-6818	121	26	0	48
6819 4086-6819	329	62	0	63
6823 4087-6823	72	22	0	19
6825 4088-6825	25	8	0	17
6827 4090-6827	14	1	0	2
6831 4092-6831	57	3	0	7
6833 4093-6833	9	2	0	8
6835 4094-6835	97	16	0	29
6837 4095-6837	8	0	0	1
6838 4096-6838	8	2	0	5
6839 4097-6839	204	25	0	38
6841 4098-6841	11	3	0	1
6842 4099-6842	340	54	0	38
6844 4100-6844	8	1	0	0
6846 4101-6846	6	0	0	2
6847 4102-6847	61	12	0	17
6850 4103-6850	15	7	0	7
6851 4104-6851	0	0	0	0
6852 4105-6852	0	0	0	0
6853 4106-6853	37	5	0	8
6855 4107-6855	15	4	0	5
6857 4108-6857	11	1	0	2
6858 4109-6858	8	2	0	3
6859 4110-6859	182	40	0	85
6860 4111-6860	36	5	0	3
6861 4112-6861	8	2	0	1
6864 4113-6864	249	58	0	30
6867 4114-6867	154	33	0	30
6868 4115-6868	88	8	0	14
6870 4116-6870	1	1	0	0
6871 4117-6871	8	3	0	0
6872 4118-6872	0	0	0	0
6873 4119-6873	2	0	0	0
6874 4120-6874	51	7	0	4
6883 4300-6883	2	0	0	0

City of Dallas

General Election
November 4, 2014
Dallas County, TX

UNOFFICIAL RESULTS

RUN DATE:11/11/14 06:02 PM

REPORT-EL52 PAGE 0057

WITH 430 OF 430 PRECINCTS REPORTING

Dallas Prop 7- Resign To Run For Office

VOTE FOR 1

01 = For (A Favor)

02 = Against (En Contra)

VOTES PERCENT

130,994 83.67
25,561 16.33

03 = OVER VOTES
04 = UNDER VOTES

VOTES PERCENT

41
27,133

	01	02	03	04
5100 1000-5100	93	18	0	6
5102 1001-5102	117	16	0	23
5103 1002-5103	187	27	0	37
5104 1003-5104	561	194	1	123
5106 1004-5106	560	87	0	68
5107 1005-5107	704	132	0	139
5109 1006-5109	689	118	0	135
5110 1007-5110	171	38	0	19
5111 1008-5111	127	22	0	32
5118 1009-5118	137	23	0	21
5119 1010-5119	174	33	0	42
5120 1011-5120	97	27	0	18
5122 1012-5122	47	4	0	10
5124 1013-5124	681	121	0	119
5126 1014-5126	272	78	0	53
5129 1015-5129	275	38	0	54
5133 1016-5133	48	10	0	7
5134 1017-5134	322	49	0	62
5135 1018-5135	75	9	0	14
5137 1019-5137	666	125	1	104
5138 1020-5138	302	63	0	48
5141 1021-5141	461	79	0	105
5149 1022-5149	961	166	0	120
5154 1023-5154	586	106	0	113
5156 1026-5156	184	23	0	20
5158 1027-5158	715	142	0	130
5162 1028-5162	321	57	0	44
5164 1029-5164	264	51	0	36
5167 1030-5167	510	89	0	82
5168 1032-5168	206	38	0	39
5169 1033-5169	342	60	0	53
5170 1035-5170	38	10	0	10
5171 1036-5171	174	35	0	19
5172 1037-5172	199	29	0	47
5174 1038-5174	301	56	1	45
5175 1038-5175	0	0	0	0
5178 1039-5178	38	16	0	3
5179 1040-5179	563	92	0	91
5180 1041-5180	82	31	0	13
5181 1042-5181	137	39	0	18
5182 1043-5182	781	107	0	104
5183 1044-5183	820	120	1	137
5184 1045-5184	251	57	0	51
5187 1046-5187	78	8	0	12
5188 1047-5188	302	35	0	47
5189 1048-5189	953	132	0	148
5190 1049-5190	620	87	0	72
5194 1050-5194	57	20	0	8
5195 1051-5195	55	9	0	9
5196 1052-5196	1017	191	0	188
5197 1054-5197	225	47	0	63
5198 1055-5198	94	24	0	28
5199 1056-5199	268	42	0	37
5201 1057-5201	373	81	0	73
5204 1058-5204	457	56	0	86

City of Dallas

General Election
November 4, 2014
Dallas County, TX

UNOFFICIAL RESULTS

RUN DATE:11/11/14 06:02 PM

REPORT-EL52 PAGE 0058

WITH 430 OF 430 PRECINCTS REPORTING

VOTES PERCENT

VOTES PERCENT

Dallas Prop 7- Resign To Run For Office

VOTE FOR 1

01 = For (A Favor)

02 = Against (En Contra)

130,994 83.67
25,561 16.33

03 = OVER VOTES
04 = UNDER VOTES

41
27,133

(CONTINUED FROM PREVIOUS PAGE)

	01	02	03	04
5205 1059-5205	496	108	0	101
5207 1060-5207	1459	244	0	242
5209 1061-5209	491	71	0	53
5210 1062-5210	4	2	0	0
5214 1063-5214	299	46	0	57
5217 1064-5217	12	8	0	1
5218 1065-5218	393	101	1	79
5223 1067-5223	3	0	0	0
5226 1068-5226	12	1	0	1
5234 1069-5234	12	2	0	2
5236 1070-5236	310	55	0	60
5239 1071-5239	703	129	0	143
5241 1073-5241	494	88	1	98
5244 1074-5244	181	32	0	39
5245 1075-5245	349	88	0	67
5248 1076-5248	581	100	1	92
5251 1078-5251	169	32	0	57
5255 1079-5255	398	64	0	74
5257 1080-5257	99	17	0	26
5258 1081-5258	868	154	0	142
5259 1082-5259	27	5	0	8
5261 1083-5261	261	38	0	56
5263 1084-5263	945	220	0	124
5264 1085-5264	130	30	0	31
5266 1086-5266	86	17	0	21
5267 1087-5267	681	136	0	91
5271 1088-5271	261	55	0	66
5273 1089-5273	334	78	0	80
5277 1090-5277	374	82	0	88
5278 1091-5278	327	87	0	81
5281 1092-5281	478	92	0	121
5284 1093-5284	281	61	0	62
5286 1094-5286	237	68	2	60
5287 1095-5287	210	56	0	47
5289 1096-5289	144	40	0	49
5290 1097-5290	376	90	0	119
5292 1098-5292	328	77	0	91
5293 1099-5293	8	2	0	0
5295 1100-5295	398	125	0	147
5299 1101-5299	160	39	0	54
5303 1102-5303	211	57	0	43
5304 1103-5304	50	11	0	12
5305 1104-5305	349	84	0	105
5306 1105-5306	4	1	0	1
5307 1106-5307	36	8	0	9
5308 1107-5308	92	13	0	20
5310 1108-5310	367	93	0	120
5312 1109-5312	47	13	0	6
5315 1110-5315	4	1	0	0
5317 1111-5317	179	38	0	29
5320 1112-5320	53	18	0	15
5322 1113-5322	47	7	0	8
5324 1114-5324	74	20	0	27
5325 1115-5325	274	34	0	40
5326 1116-5326	237	50	0	45

City of Dallas

General Election
November 4, 2014
Dallas County, TX

UNOFFICIAL RESULTS

RUN DATE:11/11/14 06:02 PM

REPORT-EL52 PAGE 0059

WITH 430 OF 430 PRECINCTS REPORTING

Dallas Prop 7- Resign To Run For Office

VOTES PERCENT

VOTES PERCENT

VOTE FOR 1

01 = For (A Favor)

02 = Against (En Contra)

130,994 83.67
25,561 16.33

03 = OVER VOTES
04 = UNDER VOTES

41
27,133

(CONTINUED FROM PREVIOUS PAGE)

	01	02	03	04
5329 1117-5329	912	153	0	175
5338 1118-5338	174	65	1	52
5342 1119-5342	213	80	0	149
5348 1120-5348	268	56	0	57
5351 1121-5351	353	70	1	72
5352 1121-5352	2	0	0	0
5355 1122-5355	64	10	0	14
5356 1124-5356	1	0	0	0
5357 1125-5357	75	14	0	15
5358 1125-5358	305	53	1	62
5364 1126-5364	106	20	0	19
5365 1127-5365	81	14	0	14
5366 1128-5366	312	50	0	48
5367 1129-5367	10	6	0	4
5370 1130-5370	147	26	0	42
5372 1131-5372	236	48	0	38
5376 1132-5376	12	2	0	1
5377 1133-5377	126	25	0	9
5378 1134-5378	59	8	0	25
5379 1135-5379	230	50	1	50
5380 1136-5380	2	0	0	0
5381 1137-5381	2	0	0	3
5391 1300-5391	3	0	0	1
5406 1303-5406	7	2	0	3
5485 1707-5485	0	0	0	0
5555 2000-5555	0	0	0	0
5556 2001-5556	4	0	0	1
5557 2002-5557	466	64	0	70
5558 2003-5558	984	143	0	163
5559 2004-5559	754	114	0	116
5561 2005-5561	346	48	0	60
5562 2006-5562	620	102	0	108
5563 2007-5563	1148	169	0	178
5564 2008-5564	603	95	0	85
5565 2009-5565	680	116	0	128
5566 2010-5566	562	95	1	87
5567 2011-5567	765	122	0	167
5568 2012-5568	602	74	0	116
5569 2013-5569	497	55	1	88
5570 2014-5570	208	31	0	40
5571 2015-5571	325	50	0	74
5573 2016-5573	1416	171	0	236
5575 2017-5575	224	39	0	71
5576 2018-5576	308	59	0	58
5577 2019-5577	627	102	1	130
5578 2020-5578	879	151	0	148
5581 2021-5581	1375	223	0	279
5583 2022-5583	248	43	0	49
5585 2023-5585	452	80	0	67
5587 2024-5587	430	74	0	73
5588 2025-5588	1071	138	0	198
5591 2026-5591	1029	155	0	226
5594 2027-5594	703	107	0	136
5597 2029-5597	558	116	0	132
5602 2030-5602	694	101	0	156

City of Dallas

General Election
November 4, 2014
Dallas County, TX

UNOFFICIAL RESULTS

RUN DATE:11/11/14 06:02 PM

REPORT-EL52 PAGE 0060

WITH 430 OF 430 PRECINCTS REPORTING

VOTES PERCENT

VOTES PERCENT

Dallas Prop 7- Resign To Run For Office

VOTE FOR 1

01 = For (A Favor)

02 = Against (En Contra)

130,994 83.67
25,561 16.33

03 = OVER VOTES
04 = UNDER VOTES

41
27,133

(CONTINUED FROM PREVIOUS PAGE)

	01	02	03	04
5608 2031-5608	626	152	0	154
5610 2032-5610	399	99	0	101
5611 2033-5611	362	60	0	78
5621 2034-5621	502	78	0	121
5627 2035-5627	236	46	0	64
5632 2036-5632	820	145	0	153
5634 2037-5634	150	27	0	33
5636 2038-5636	885	165	0	162
5638 2039-5638	727	110	0	162
5639 2040-5639	507	110	0	103
5641 2041-5641	1369	180	1	231
5646 2042-5646	1079	169	0	183
5648 2043-5648	748	124	0	145
5649 2044-5649	376	51	0	55
5650 2045-5650	666	102	0	122
5651 2046-5651	764	101	1	112
5652 2047-5652	855	129	1	126
5653 2048-5653	730	117	0	154
5656 2049-5656	532	97	1	85
5659 2050-5659	597	90	0	82
5662 2051-5662	963	157	0	108
5664 2052-5664	563	79	0	93
5666 2053-5666	354	57	1	80
5667 2054-5667	459	90	0	74
5669 2055-5669	250	35	0	39
5671 2056-5671	514	68	0	75
5673 2057-5673	161	32	0	50
5674 2058-5674	359	80	0	46
5676 2059-5676	442	67	0	87
5677 2060-5677	901	138	0	176
5678 2061-5678	951	159	0	180
5681 2062-5681	640	113	0	142
5683 2063-5683	266	56	0	42
5684 2064-5684	665	110	0	101
5686 2064-5686	0	0	0	0
5690 2065-5690	903	148	0	142
5692 2066-5692	590	85	0	129
5695 2067-5695	418	66	1	68
5697 2068-5697	696	135	1	136
5699 2069-5699	1109	178	0	213
5701 2070-5701	458	91	0	89
5703 2071-5703	765	128	0	145
5706 2072-5706	998	189	0	193
5707 2073-5707	418	55	0	51
5708 2074-5708	25	7	0	4
5713 2076-5713	4	1	0	0
5714 2077-5714	408	62	0	83
5717 2079-5717	224	49	0	39
5732 2201-5732	1	0	0	0
5760 2220-5760	0	0	0	0
5844 2406-5844	1	1	0	0
5992 2902-5992	25	2	0	4
6042 3000-6042	545	149	0	141
6043 3001-6043	60	10	0	13
6044 3001-6044	24	6	0	9

City of Dallas

General Election
November 4, 2014
Dallas County, TX

UNOFFICIAL RESULTS

RUN DATE: 11/11/14 06:02 PM

REPORT-EL52 PAGE 0061

WITH 430 OF 430 PRECINCTS REPORTING

VOTES PERCENT

VOTES PERCENT

Dallas Prop 7- Resign To Run For Office

VOTE FOR 1

01 = For (A Favor)

02 = Against (En Contra)

130,994 83.67
25,561 16.33

03 = OVER VOTES
04 = UNDER VOTES

41
27,133

(CONTINUED FROM PREVIOUS PAGE)

01 02 03 04

6045	3002-6045	225	42	0	50
6046	3003-6046	468	106	1	95
6048	3004-6048	599	107	0	77
6049	3005-6049	23	3	0	6
6050	3006-6050	570	114	1	132
6052	3007-6052	102	26	0	32
6053	3008-6053	810	150	0	114
6059	3009-6059	527	109	0	75
6060	3010-6060	79	21	0	23
6062	3011-6062	216	49	0	44
6065	3012-6065	20	4	0	10
6068	3013-6068	69	24	0	7
6070	3014-6070	207	42	0	38
6075	3015-6075	40	5	0	9
6079	3016-6079	233	55	0	24
6083	3017-6083	100	38	0	32
6084	3018-6084	310	106	0	102
6085	3019-6085	82	34	0	63
6087	3020-6087	39	8	0	10
6090	3021-6090	121	35	0	57
6091	3022-6091	205	50	0	116
6092	3023-6092	191	74	0	75
6093	3024-6093	210	67	0	128
6094	3025-6094	16	6	0	11
6095	3026-6095	148	36	0	35
6096	3027-6096	212	73	0	115
6097	3028-6097	156	35	0	69
6098	3029-6098	75	22	0	40
6102	3031-6102	77	13	0	13
6103	3032-6103	132	38	0	29
6104	3033-6104	52	9	0	27
6106	3034-6106	202	55	0	83
6107	3035-6107	226	72	0	86
6108	3036-6108	5	1	0	1
6110	3037-6110	86	29	0	21
6111	3038-6111	193	45	0	46
6112	3039-6112	451	119	0	173
6113	3040-6113	167	48	0	68
6117	3041-6117	17	4	0	4
6118	3042-6118	206	68	0	119
6119	3043-6119	370	104	0	136
6120	3044-6120	386	88	0	167
6122	3045-6122	116	21	0	17
6125	3046-6125	572	110	0	106
6126	3047-6126	357	107	0	87
6127	3048-6127	550	127	0	194
6128	3049-6128	391	110	0	146
6129	3050-6129	244	70	0	128
6131	3051-6131	143	47	0	66
6133	3052-6133	442	108	0	127
6134	3053-6134	355	99	0	87
6136	3053-6136	0	0	0	0
6140	3054-6140	761	190	0	203
6142	3055-6142	795	184	0	148
6143	3056-6143	762	182	0	163

City of Dallas

General Election
November 4, 2014
Dallas County, TX

UNOFFICIAL RESULTS

RUN DATE:11/11/14 06:02 PM

REPORT-EL52 PAGE 0062

WITH 430 OF 430 PRECINCTS REPORTING

Dallas Prop 7- Resign To Run For Office

VOTES PERCENT

VOTES PERCENT

VOTE FOR 1

01 = For (A Favor)

02 = Against (En Contra)

130,994 83.67
25,561 16.33

03 = OVER VOTES
04 = UNDER VOTES

41
27,133

(CONTINUED FROM PREVIOUS PAGE)

	01	02	03	04
6145 3057-6145	523	157	0	179
6147 3058-6147	625	135	0	145
6149 3059-6149	332	73	0	101
6151 3060-6151	389	105	0	105
6153 3061-6153	242	59	0	70
6156 3062-6156	349	119	0	93
6157 3063-6157	726	197	0	142
6160 3064-6160	614	198	0	151
6161 3065-6161	497	130	1	173
6162 3066-6162	410	128	0	93
6163 3067-6163	70	16	0	12
6164 3067-6164	240	79	1	48
6168 3068-6168	724	193	0	159
6172 3069-6172	337	104	0	111
6173 3070-6173	528	178	0	255
6174 3071-6174	499	147	1	210
6175 3072-6175	7	1	0	3
6178 3073-6178	34	9	0	4
6179 3074-6179	63	18	0	3
6182 3075-6182	32	11	1	9
6192 3077-6192	770	153	0	126
6197 3078-6197	476	90	0	84
6198 3078-6198	167	42	0	32
6202 3079-6202	87	14	0	24
6206 3080-6206	208	52	0	35
6208 3081-6208	356	58	0	51
6209 3082-6209	400	116	0	142
6214 3083-6214	240	45	0	45
6218 3084-6218	211	43	1	31
6219 3086-6219	480	119	1	97
6221 3088-6221	16	4	0	3
6222 3089-6222	1	0	0	0
6224 3090-6224	171	36	0	27
6227 3092-6227	307	94	1	76
6228 3092-6228	2	0	0	0
6229 3093-6229	2	1	0	0
6231 3094-6231	1	0	0	0
6237 3097-6237	41	14	0	6
6238 3098-6238	42	15	0	24
6240 3099-6240	56	19	0	26
6655 4000-6655	44	12	0	8
6662 4001-6662	206	32	0	34
6667 4002-6667	320	75	0	51
6668 4003-6668	39	10	0	10
6671 4004-6671	342	63	0	39
6674 4005-6674	204	22	0	28
6675 4006-6675	383	61	0	45
6676 4007-6676	63	7	0	10
6677 4008-6677	49	15	0	16
6678 4009-6678	163	36	0	42
6680 4010-6680	331	59	1	58
6683 4011-6683	127	11	1	28
6686 4012-6686	19	3	0	6
6688 4013-6688	99	10	0	22
6689 4014-6689	711	77	0	111

City of Dallas

General Election
November 4, 2014
Dallas County, TX

UNOFFICIAL RESULTS

RUN DATE:11/11/14 06:02 PM

REPORT-EL52

PAGE 0063

WITH 430 OF 430 PRECINCTS REPORTING

VOTES PERCENT

VOTES PERCENT

Dallas Prop 7- Resign To Run For Office

VOTE FOR 1

01 = For (A Favor)

02 = Against (En Contra)

130,994 83.67
25,561 16.33

03 = OVER VOTES
04 = UNDER VOTES

41
27,133

(CONTINUED FROM PREVIOUS PAGE)

	01	02	03	04
6691 4015-6691	385	88	0	100
6692 4016-6692	396	94	0	119
6693 4017-6693	123	22	0	21
6694 4018-6694	261	51	0	43
6700 4019-6700	364	85	0	115
6702 4020-6702	89	25	0	16
6705 4021-6705	891	127	0	145
6712 4022-6712	400	91	1	90
6713 4023-6713	1	0	0	0
6716 4024-6716	288	63	0	78
6717 4025-6717	53	12	0	12
6719 4026-6719	25	4	0	6
6722 4027-6722	20	4	0	2
6723 4028-6723	138	40	0	46
6725 4029-6725	5	2	0	1
6726 4030-6726	2	1	0	3
6727 4031-6727	352	89	1	104
6728 4032-6728	504	91	0	101
6732 4033-6732	232	58	0	32
6735 4035-6735	295	63	1	52
6737 4036-6737	113	26	0	41
6739 4037-6739	31	6	0	7
6740 4038-6740	389	94	0	116
6742 4039-6742	105	21	0	20
6743 4040-6743	130	33	0	64
6744 4041-6744	127	36	0	34
6745 4043-6745	180	46	0	47
6746 4044-6746	117	42	0	66
6747 4046-6747	142	43	0	60
6748 4047-6748	118	42	0	47
6749 4048-6749	14	5	0	1
6752 4050-6752	971	208	0	141
6756 4052-6756	854	189	0	152
6757 4052-6757	0	0	0	0
6763 4053-6763	69	20	0	5
6764 4054-6764	22	9	0	2
6765 4055-6765	362	66	0	123
6768 4056-6768	334	67	0	106
6771 4057-6771	226	51	0	68
6772 4058-6772	107	25	0	26
6773 4059-6773	32	6	0	12
6775 4060-6775	281	63	0	70
6780 4061-6780	248	44	0	41
6782 4062-6782	176	39	0	42
6783 4063-6783	456	86	0	64
6785 4065-6785	97	27	0	19
6789 4066-6789	97	30	0	26
6792 4067-6792	243	49	0	47
6795 4068-6795	260	49	0	43
6796 4069-6796	402	88	0	67
6797 4070-6797	165	43	0	35
6798 4071-6798	39	6	0	5
6799 4072-6799	31	7	0	8
6801 4073-6801	410	59	0	55
6802 4074-6802	631	91	0	87

City of Dallas

General Election
November 4, 2014
Dallas County, TX

UNOFFICIAL RESULTS

RUN DATE: 11/11/14 06:02 PM

REPORT-EL52 PAGE 0064

WITH 430 OF 430 PRECINCTS REPORTING

VOTES PERCENT

VOTES PERCENT

Dallas Prop 7- Resign To Run For Office

VOTE FOR 1

01 = For (A Favor)

02 = Against (En Contra)

130,994 83.67
25,561 16.33

03 = OVER VOTES
04 = UNDER VOTES

41
27,133

(CONTINUED FROM PREVIOUS PAGE)

	01	02	03	04
6803 4075-6803	122	26	0	18
6804 4076-6804	339	74	0	98
6808 4077-6808	169	27	0	29
6809 4078-6809	265	51	0	56
6810 4079-6810	1354	209	1	197
6811 4080-6811	262	49	0	35
6812 4081-6812	250	80	1	74
6815 4082-6815	32	8	0	14
6816 4083-6816	49	15	0	10
6817 4084-6817	79	18	0	31
6818 4085-6818	133	21	0	41
6819 4086-6819	332	66	0	56
6823 4087-6823	81	13	1	18
6825 4088-6825	30	5	0	15
6827 4090-6827	14	1	0	2
6831 4092-6831	56	4	0	7
6833 4093-6833	4	6	0	9
6835 4094-6835	102	16	0	24
6837 4095-6837	7	1	0	1
6838 4096-6838	5	4	0	6
6839 4097-6839	204	32	0	31
6841 4098-6841	14	0	0	1
6842 4099-6842	357	43	0	32
6844 4100-6844	7	2	0	0
6846 4101-6846	5	1	0	2
6847 4102-6847	60	15	0	15
6850 4103-6850	17	5	0	7
6851 4104-6851	0	0	0	0
6852 4105-6852	0	0	0	0
6853 4106-6853	32	11	0	7
6855 4107-6855	14	5	1	4
6857 4108-6857	8	4	0	2
6858 4109-6858	8	3	0	2
6859 4110-6859	175	53	0	79
6860 4111-6860	29	11	0	4
6861 4112-6861	8	0	0	3
6864 4113-6864	257	52	0	28
6867 4114-6867	158	33	0	26
6868 4115-6868	90	11	0	9
6870 4116-6870	2	0	0	0
6871 4117-6871	11	0	0	0
6872 4118-6872	0	0	0	0
6873 4119-6873	2	0	0	0
6874 4120-6874	51	7	0	4
6883 4300-6883	2	0	0	0

City of Dallas

General Election
November 4, 2014
Dallas County, TX

UNOFFICIAL RESULTS

RUN DATE:11/11/14 06:02 PM

REPORT-EL52 PAGE 0065

WITH 430 OF 430 PRECINCTS REPORTING

Dallas Prop 8- Increasing Compensation

VOTE FOR 1

01 = For (A Favor)

02 = Against (En Contra)

VOTES PERCENT

79.007 50.84
76.389 49.16

VOTES PERCENT

03 = OVER VOTES 62
04 = UNDER VOTES 28,271

	01	02	03	04
5100 1000-5100	46	59	0	12
5102 1001-5102	55	78	1	22
5103 1002-5103	88	108	0	55
5104 1003-5104	407	326	0	146
5106 1004-5106	388	260	0	67
5107 1005-5107	449	384	0	142
5109 1006-5109	508	310	0	124
5110 1007-5110	129	71	0	28
5111 1008-5111	72	75	0	34
5118 1009-5118	68	92	0	21
5119 1010-5119	86	115	1	47
5120 1011-5120	56	64	0	22
5122 1012-5122	33	22	0	6
5124 1013-5124	458	335	0	128
5126 1014-5126	181	158	1	63
5129 1015-5129	168	156	0	43
5133 1016-5133	25	33	0	7
5134 1017-5134	208	158	0	67
5135 1018-5135	56	33	0	9
5137 1019-5137	467	339	1	89
5138 1020-5138	203	158	1	51
5141 1021-5141	302	243	0	100
5149 1022-5149	629	472	1	145
5154 1023-5154	390	301	0	114
5156 1026-5156	113	94	1	19
5158 1027-5158	402	443	0	142
5162 1028-5162	187	185	0	50
5164 1029-5164	157	155	0	39
5167 1030-5167	293	303	0	85
5168 1032-5168	132	100	0	51
5169 1033-5169	190	205	0	60
5170 1035-5170	20	29	0	9
5171 1036-5171	104	101	0	23
5172 1037-5172	105	114	1	55
5174 1038-5174	172	184	0	47
5175 1038-5175	0	0	0	0
5178 1039-5178	19	37	0	1
5179 1040-5179	316	323	0	107
5180 1041-5180	47	66	0	13
5181 1042-5181	65	103	1	25
5182 1043-5182	492	399	0	101
5183 1044-5183	537	402	0	139
5184 1045-5184	122	178	0	59
5187 1046-5187	38	45	0	15
5188 1047-5188	135	197	0	52
5189 1048-5189	578	532	0	123
5190 1049-5190	393	333	0	53
5194 1050-5194	43	35	0	7
5195 1051-5195	32	31	0	10
5196 1052-5196	604	638	0	154
5197 1054-5197	105	166	0	64
5198 1055-5198	42	74	0	30
5199 1056-5199	125	164	0	58
5201 1057-5201	177	284	0	66
5204 1058-5204	237	297	0	65

City of Dallas

General Election
November 4, 2014
Dallas County, TX

UNOFFICIAL RESULTS

RUN DATE:11/11/14 06:02 PM

REPORT-EL52 PAGE 0066

WITH 430 OF 430 PRECINCTS REPORTING

VOTES PERCENT

VOTES PERCENT

Dallas Prop 8- Increasing Compensation

VOTE FOR 1

01 = For (A Favor)

02 = Against (En Contra)

79,007 50.84
76,389 49.16

03 = OVER VOTES
04 = UNDER VOTES

62
28,271

(CONTINUED FROM PREVIOUS PAGE)

	01	02	03	04
5205 1059-5205	308	311	0	86
5207 1060-5207	953	745	0	247
5209 1061-5209	273	301	0	41
5210 1062-5210	2	4	0	0
5214 1063-5214	110	229	0	63
5217 1064-5217	8	11	0	2
5218 1065-5218	219	275	1	79
5223 1067-5223	2	1	0	0
5226 1068-5226	5	8	0	1
5234 1069-5234	6	8	0	2
5236 1070-5236	176	176	0	73
5239 1071-5239	472	364	0	139
5241 1073-5241	297	292	0	92
5244 1074-5244	82	116	0	54
5245 1075-5245	234	197	0	73
5248 1076-5248	404	280	0	90
5251 1078-5251	86	104	0	68
5255 1079-5255	195	271	0	70
5257 1080-5257	47	67	0	28
5258 1081-5258	421	595	2	146
5259 1082-5259	12	23	0	5
5261 1083-5261	110	175	0	70
5263 1084-5263	526	622	0	141
5264 1085-5264	39	116	0	36
5266 1086-5266	48	47	0	29
5267 1087-5267	384	400	0	124
5271 1088-5271	118	183	0	81
5273 1089-5273	171	223	0	98
5277 1090-5277	166	263	0	115
5278 1091-5278	158	247	0	90
5281 1092-5281	225	320	0	146
5284 1093-5284	132	213	0	59
5286 1094-5286	138	167	0	62
5287 1095-5287	90	154	0	69
5289 1096-5289	55	120	0	58
5290 1097-5290	156	306	0	123
5292 1098-5292	155	242	0	99
5293 1099-5293	5	5	0	0
5295 1100-5295	191	316	0	163
5299 1101-5299	65	124	0	64
5303 1102-5303	53	188	0	70
5304 1103-5304	11	47	0	15
5305 1104-5305	161	239	1	137
5306 1105-5306	2	3	0	1
5307 1106-5307	9	29	0	15
5308 1107-5308	31	64	0	30
5310 1108-5310	149	291	1	139
5312 1109-5312	20	39	0	7
5315 1110-5315	1	4	0	0
5317 1111-5317	68	142	1	35
5320 1112-5320	27	42	0	17
5322 1113-5322	18	33	0	11
5324 1114-5324	44	49	0	28
5325 1115-5325	105	198	0	45
5326 1116-5326	84	194	0	54

City of Dallas

General Election
November 4, 2014
Dallas County, TX

UNOFFICIAL RESULTS

RUN DATE:11/11/14 06:02 PM

REPORT-EL52 PAGE 0067

WITH 430 OF 430 PRECINCTS REPORTING

Dallas Prop 8- Increasing Compensation

VOTE FOR 1

01 = For (A Favor)

02 = Against (En Contra)

79,007 50.84
76,389 49.16

03 = OVER VOTES
04 = UNDER VOTES

62
28,271

(CONTINUED FROM PREVIOUS PAGE)

	01	02	03	04
5329 1117-5329	674	391	1	174
5338 1118-5338	100	124	0	68
5342 1119-5342	129	166	0	147
5348 1120-5348	159	165	0	57
5351 1121-5351	150	259	0	87
5352 1121-5352	0	2	0	0
5355 1122-5355	33	42	0	13
5356 1124-5356	0	1	0	0
5357 1125-5357	43	44	0	17
5358 1125-5358	134	218	0	69
5364 1126-5364	50	73	0	22
5365 1127-5365	46	47	0	16
5366 1128-5366	202	165	1	42
5367 1129-5367	9	9	0	2
5370 1130-5370	70	100	0	45
5372 1131-5372	145	120	0	57
5376 1132-5376	5	7	0	3
5377 1133-5377	79	71	0	10
5378 1134-5378	18	40	0	34
5379 1135-5379	105	158	0	68
5380 1136-5380	0	2	0	0
5381 1137-5381	1	1	0	3
5391 1300-5391	0	3	0	1
5406 1303-5406	5	5	0	2
5485 1707-5485	0	0	0	0
5555 2000-5555	0	0	0	0
5556 2001-5556	1	3	0	1
5557 2002-5557	295	231	1	73
5558 2003-5558	625	517	2	146
5559 2004-5559	517	349	0	118
5561 2005-5561	203	187	0	64
5562 2006-5562	453	288	0	89
5563 2007-5563	867	493	0	135
5564 2008-5564	419	230	0	134
5565 2009-5565	466	332	0	126
5566 2010-5566	350	299	1	95
5567 2011-5567	529	410	0	115
5568 2012-5568	396	310	1	85
5569 2013-5569	354	194	1	92
5570 2014-5570	150	89	0	40
5571 2015-5571	229	150	0	70
5573 2016-5573	1044	591	1	187
5575 2017-5575	135	144	0	55
5576 2018-5576	211	149	0	65
5577 2019-5577	463	290	0	107
5578 2020-5578	605	454	1	118
5581 2021-5581	967	642	1	267
5583 2022-5583	179	116	0	45
5585 2023-5585	280	254	0	65
5587 2024-5587	292	219	0	66
5588 2025-5588	751	484	1	171
5591 2026-5591	714	491	0	205
5594 2027-5594	475	344	0	127
5597 2029-5597	422	264	0	120
5602 2030-5602	499	313	0	139

City of Dallas

General Election
November 4, 2014
Dallas County, TX

UNOFFICIAL RESULTS

RUN DATE:11/11/14 06:02 PM

REPORT-EL52 PAGE 0068

WITH 430 OF 430 PRECINCTS REPORTING

Dallas Prop 8- Increasing Compensation

VOTES PERCENT

VOTES PERCENT

VOTE FOR 1

01 = For (A Favor)

02 = Against (En Contra)

79,007 50.84
76,389 49.16

03 = OVER VOTES
04 = UNDER VOTES

62
28,271

(CONTINUED FROM PREVIOUS PAGE)

	01	02	03	04
5608 2031-5608	401	399	0	132
5610 2032-5610	233	287	1	78
5611 2033-5611	216	221	0	63
5621 2034-5621	375	206	0	120
5627 2035-5627	135	142	1	68
5632 2036-5632	490	469	0	159
5634 2037-5634	91	83	0	36
5636 2038-5636	577	490	2	143
5638 2039-5638	473	358	0	168
5639 2040-5639	368	258	0	94
5641 2041-5641	789	696	1	295
5646 2042-5646	777	512	0	142
5648 2043-5648	462	417	0	138
5649 2044-5649	249	182	0	51
5650 2045-5650	454	321	0	115
5651 2046-5651	522	362	0	94
5652 2047-5652	549	448	0	114
5653 2048-5653	433	421	0	147
5656 2049-5656	322	310	0	83
5659 2050-5659	370	303	0	96
5662 2051-5662	616	486	0	126
5664 2052-5664	384	249	1	101
5666 2053-5666	214	207	0	71
5667 2054-5667	243	311	0	69
5669 2055-5669	126	160	0	38
5671 2056-5671	327	244	0	86
5673 2057-5673	114	82	0	47
5674 2058-5674	249	196	0	40
5676 2059-5676	274	241	1	80
5677 2060-5677	613	418	1	183
5678 2061-5678	618	520	0	152
5681 2062-5681	428	344	0	123
5683 2063-5683	160	162	0	42
5684 2064-5684	412	375	1	88
5686 2064-5686	0	0	0	0
5690 2065-5690	515	529	1	148
5692 2066-5692	442	257	0	105
5695 2067-5695	270	223	0	60
5697 2068-5697	382	451	0	135
5699 2069-5699	696	591	0	213
5701 2070-5701	337	230	1	70
5703 2071-5703	557	341	0	140
5706 2072-5706	764	462	1	153
5707 2073-5707	259	210	0	55
5708 2074-5708	21	13	0	2
5713 2076-5713	1	4	0	0
5714 2077-5714	263	214	0	76
5717 2079-5717	116	158	0	38
5732 2201-5732	1	0	0	0
5760 2220-5760	0	0	0	0
5844 2406-5844	0	2	0	0
5992 2902-5992	11	14	0	6
6042 3000-6042	410	314	0	111
6043 3001-6043	29	41	0	13
6044 3001-6044	11	20	0	8

City of Dallas

General Election
November 4, 2014
Dallas County, TX

UNOFFICIAL RESULTS

RUN DATE:11/11/14 06:02 PM

REPORT-EL52 PAGE 0069

WITH 430 OF 430 PRECINCTS REPORTING

Dallas Prop 8- Increasing Compensation

VOTES PERCENT

VOTES PERCENT

VOTE FOR 1

01 = For (A Favor)

02 = Against (En Contra)

79,007 50.84
76,389 49.16

03 = OVER VOTES
04 = UNDER VOTES

62
28,271

(CONTINUED FROM PREVIOUS PAGE)

	01	02	03	04
6045 3002-6045	119	136	0	62
6046 3003-6046	279	287	0	104
6048 3004-6048	327	371	0	85
6049 3005-6049	9	13	0	10
6050 3006-6050	429	281	1	106
6052 3007-6052	74	50	0	36
6053 3008-6053	577	422	0	75
6059 3009-6059	372	260	1	78
6060 3010-6060	54	43	0	26
6062 3011-6062	139	130	0	40
6065 3012-6065	10	17	0	7
6068 3013-6068	26	66	0	8
6070 3014-6070	79	154	0	54
6075 3015-6075	6	36	0	12
6079 3016-6079	155	127	0	30
6083 3017-6083	77	66	0	27
6084 3018-6084	199	199	0	120
6085 3019-6085	56	63	0	60
6087 3020-6087	23	24	0	10
6090 3021-6090	73	76	0	64
6091 3022-6091	114	123	0	134
6092 3023-6092	122	133	0	85
6093 3024-6093	133	128	0	144
6094 3025-6094	11	11	0	11
6095 3026-6095	84	91	0	44
6096 3027-6096	139	139	0	122
6097 3028-6097	90	107	0	63
6098 3029-6098	45	59	0	33
6102 3031-6102	24	63	0	16
6103 3032-6103	78	89	1	31
6104 3033-6104	32	28	0	28
6106 3034-6106	106	131	0	103
6107 3035-6107	135	139	0	110
6108 3036-6108	2	5	0	0
6110 3037-6110	52	56	0	28
6111 3038-6111	120	109	0	55
6112 3039-6112	283	263	1	196
6113 3040-6113	115	87	0	81
6117 3041-6117	11	9	0	5
6118 3042-6118	117	139	0	137
6119 3043-6119	205	258	0	147
6120 3044-6120	208	252	0	181
6122 3045-6122	64	47	0	43
6125 3046-6125	301	348	0	139
6126 3047-6126	176	274	0	101
6127 3048-6127	324	322	0	225
6128 3049-6128	231	249	0	167
6129 3050-6129	140	166	0	136
6131 3051-6131	95	85	0	76
6133 3052-6133	242	260	0	175
6134 3053-6134	197	267	0	77
6136 3053-6136	0	0	0	0
6140 3054-6140	453	501	0	200
6142 3055-6142	528	422	0	177
6143 3056-6143	510	429	0	168

City of Dallas

General Election
November 4, 2014
Dallas County, TX

UNOFFICIAL RESULTS

RUN DATE:11/11/14 06:02 PM

REPORT-EL52 PAGE 0070

WITH 430 OF 430 PRECINCTS REPORTING

Dallas Prop 8- Increasing Compensation

VOTE FOR 1

01 = For (A Favor)

02 = Against (En Contra)

79,007 50.84
76,389 49.16

03 = OVER VOTES
04 = UNDER VOTES

VOTES PERCENT
62
28,271

(CONTINUED FROM PREVIOUS PAGE)

	01	02	03	04
6145 3057-6145	297	318	0	244
6147 3058-6147	352	352	1	200
6149 3059-6149	190	198	2	116
6151 3060-6151	248	248	0	103
6153 3061-6153	139	160	0	72
6156 3062-6156	210	255	0	96
6157 3063-6157	425	459	0	181
6160 3064-6160	377	409	0	177
6161 3065-6161	320	302	0	179
6162 3066-6162	224	291	0	116
6163 3067-6163	36	53	0	9
6164 3067-6164	139	172	0	57
6168 3068-6168	417	500	0	159
6172 3069-6172	173	249	0	130
6173 3070-6173	320	398	1	242
6174 3071-6174	292	307	0	258
6175 3072-6175	4	3	0	4
6178 3073-6178	17	22	0	8
6179 3074-6179	27	51	0	6
6182 3075-6182	18	24	0	11
6192 3077-6192	396	551	0	102
6197 3078-6197	235	342	0	73
6198 3078-6198	87	122	1	31
6202 3079-6202	27	76	0	22
6206 3080-6206	74	179	0	42
6208 3081-6208	247	151	0	67
6209 3082-6209	195	291	0	172
6214 3083-6214	97	186	0	47
6218 3084-6218	147	105	0	34
6219 3086-6219	352	266	0	79
6221 3088-6221	9	12	0	2
6222 3089-6222	0	1	0	0
6224 3090-6224	115	96	0	23
6227 3092-6227	165	224	0	89
6228 3092-6228	0	2	0	0
6229 3093-6229	0	3	0	0
6231 3094-6231	1	0	0	0
6237 3097-6237	29	25	0	7
6238 3098-6238	25	36	0	20
6240 3099-6240	35	39	0	27
6655 4000-6655	25	31	0	8
6662 4001-6662	80	148	0	44
6667 4002-6667	211	184	0	51
6668 4003-6668	15	34	0	10
6671 4004-6671	188	213	0	43
6674 4005-6674	83	146	0	25
6675 4006-6675	210	238	0	41
6676 4007-6676	37	35	0	8
6677 4008-6677	21	47	0	12
6678 4009-6678	76	117	0	48
6680 4010-6680	177	211	0	61
6683 4011-6683	52	80	0	35
6686 4012-6686	11	13	0	4
6688 4013-6688	65	50	0	16
6689 4014-6689	453	314	0	132

City of Dallas

General Election
November 4, 2014
Dallas County, TX

UNOFFICIAL RESULTS

RUN DATE:11/11/14 06:02 PM

REPORT-EL52 PAGE 0071

WITH 430 OF 430 PRECINCTS REPORTING

Dallas Prop 8- Increasing Compensation

VOTE FOR 1

.01 = For (A Favor)

.02 = Against (En Contra)

79,007 50.84
76,389 49.16

03 = OVER VOTES
04 = UNDER VOTES

62
28,271

(CONTINUED FROM PREVIOUS PAGE)

	01	02	03	04
6691 4015-6691	218	252	0	103
6692 4016-6692	230	252	2	125
6693 4017-6693	81	62	0	23
6694 4018-6694	193	124	0	38
6700 4019-6700	213	228	0	123
6702 4020-6702	49	65	0	16
6705 4021-6705	502	514	0	147
6712 4022-6712	224	265	0	93
6713 4023-6713	0	1	0	0
6716 4024-6716	161	176	0	92
6717 4025-6717	27	35	0	15
6719 4026-6719	6	20	0	9
6722 4027-6722	5	16	0	5
6723 4028-6723	80	94	0	50
6725 4029-6725	5	1	0	2
6726 4030-6726	1	1	0	4
6727 4031-6727	180	263	2	101
6728 4032-6728	325	269	1	101
6732 4033-6732	167	133	0	22
6735 4035-6735	182	177	1	51
6737 4036-6737	59	79	0	42
6739 4037-6739	19	16	0	9
6740 4038-6740	200	273	0	126
6742 4039-6742	51	59	0	36
6743 4040-6743	76	90	0	61
6744 4041-6744	63	82	0	52
6745 4043-6745	85	121	0	67
6746 4044-6746	71	81	1	72
6747 4046-6747	68	115	0	62
6748 4047-6748	77	75	0	55
6749 4048-6749	8	11	0	1
6752 4050-6752	494	702	0	124
6756 4052-6756	434	622	0	139
6757 4052-6757	0	0	0	0
6763 4053-6763	34	54	0	6
6764 4054-6764	4	23	0	6
6765 4055-6765	161	259	0	131
6768 4056-6768	172	221	0	114
6771 4057-6771	103	159	0	83
6772 4058-6772	39	89	1	29
6773 4059-6773	13	26	0	11
6775 4060-6775	120	211	0	83
6780 4061-6780	88	190	0	55
6782 4062-6782	72	133	1	51
6783 4063-6783	188	313	0	105
6785 4065-6785	36	88	0	19
6789 4066-6789	42	80	1	30
6792 4067-6792	98	185	0	56
6795 4068-6795	112	198	0	42
6796 4069-6796	173	295	0	89
6797 4070-6797	75	125	0	43
6798 4071-6798	15	28	0	7
6799 4072-6799	13	24	0	9
6801 4073-6801	200	259	0	65
6802 4074-6802	381	316	1	111

City of Dallas

General Election
November 4, 2014
Dallas County, TX

UNOFFICIAL RESULTS

RUN DATE:11/11/14 06:02 PM

REPORT-EL52 PAGE 0072

WITH 430 OF 430 PRECINCTS REPORTING

Dallas Prop 8- Increasing Compensation

VOTE FOR 1

01 = For (A Favor)

02 = Against (En Contra)

VOTES PERCENT
79,007 50.84
76,389 49.16

03 = OVER VOTES
04 = UNDER VOTES

VOTES PERCENT
62
28,271

(CONTINUED FROM PREVIOUS PAGE)

	01	02	03	04
6803 4075-6803	51	86	0	29
6804 4076-6804	176	225	1	109
6808 4077-6808	89	105	1	30
6809 4078-6809	143	162	0	67
6810 4079-6810	918	647	0	196
6811 4080-6811	184	121	0	41
6812 4081-6812	140	183	1	81
6815 4082-6815	12	25	0	17
6816 4083-6816	27	37	0	10
6817 4084-6817	50	44	0	34
6818 4085-6818	55	91	0	49
6819 4086-6819	136	238	0	80
6823 4087-6823	38	55	0	20
6825 4088-6825	10	26	0	14
6827 4090-6827	0	14	0	3
6831 4092-6831	24	34	0	9
6833 4093-6833	4	8	0	7
6835 4094-6835	50	71	0	21
6837 4095-6837	4	4	0	1
6838 4096-6838	4	6	0	5
6839 4097-6839	89	148	0	30
6841 4098-6841	4	9	0	2
6842 4099-6842	214	183	0	35
6844 4100-6844	3	5	0	1
6846 4101-6846	2	5	0	1
6847 4102-6847	48	23	0	19
6850 4103-6850	12	10	0	7
6851 4104-6851	0	0	0	0
6852 4105-6852	0	0	0	0
6853 4106-6853	29	16	0	5
6855 4107-6855	13	5	0	6
6857 4108-6857	8	5	0	1
6858 4109-6858	7	3	0	3
6859 4110-6859	88	127	0	92
6860 4111-6860	10	27	0	7
6861 4112-6861	4	7	0	0
6864 4113-6864	99	190	0	48
6867 4114-6867	71	108	0	38
6868 4115-6868	56	41	0	13
6870 4116-6870	0	2	0	0
6871 4117-6871	6	4	0	1
6872 4118-6872	0	0	0	0
6873 4119-6873	1	1	0	0
6874 4120-6874	22	34	0	6
6883 4300-6883	0	1	0	1

City of Dallas

General Election
November 4, 2014
Dallas County, TX

UNOFFICIAL RESULTS

RUN DATE:11/11/14 06:02 PM

REPORT-EL52 PAGE 0073

WITH 430 OF 430 PRECINCTS REPORTING

Dallas Prop 9- Technical Amendments

VOTES PERCENT

VOTES PERCENT

VOTE FOR 1

01 = For (A Favor)

02 = Against (En Contra)

128,688 88.44
16,817 11.56

03 = OVER VOTES
04 = UNDER VOTES

24
38,200

	01	02	03	04
5100 1000-5100	87	18	0	12
5102 1001-5102	104	17	0	35
5103 1002-5103	162	25	0	64
5104 1003-5104	515	167	1	196
5106 1004-5106	567	42	0	106
5107 1005-5107	699	80	0	196
5109 1006-5109	713	45	0	184
5110 1007-5110	179	10	0	39
5111 1008-5111	129	12	0	40
5118 1009-5118	137	18	0	26
5119 1010-5119	175	25	0	49
5120 1011-5120	97	19	0	26
5122 1012-5122	49	3	0	9
5124 1013-5124	685	45	0	191
5126 1014-5126	291	40	0	72
5129 1015-5129	282	14	0	71
5133 1016-5133	51	4	0	10
5134 1017-5134	312	22	0	99
5135 1018-5135	74	5	0	19
5137 1019-5137	676	66	0	154
5138 1020-5138	303	32	0	78
5141 1021-5141	454	40	0	151
5149 1022-5149	951	70	0	226
5154 1023-5154	579	37	0	189
5156 1026-5156	184	16	0	27
5158 1027-5158	692	98	0	197
5162 1028-5162	321	31	0	70
5164 1029-5164	255	36	0	60
5167 1030-5167	514	50	0	117
5168 1032-5168	202	11	0	70
5169 1033-5169	335	31	0	89
5170 1035-5170	41	4	0	13
5171 1036-5171	179	18	0	31
5172 1037-5172	186	29	0	60
5174 1038-5174	290	49	0	64
5175 1038-5175	0	0	0	0
5178 1039-5178	41	11	0	5
5179 1040-5179	555	57	0	134
5180 1041-5180	77	31	0	18
5181 1042-5181	142	23	1	28
5182 1043-5182	761	75	0	156
5183 1044-5183	782	78	1	217
5184 1045-5184	239	41	0	79
5187 1046-5187	74	6	0	18
5188 1047-5188	272	43	0	69
5189 1048-5189	971	78	0	184
5190 1049-5190	620	59	0	100
5194 1050-5194	62	9	0	14
5195 1051-5195	55	5	0	13
5196 1052-5196	1032	117	1	246
5197 1054-5197	217	35	0	83
5198 1055-5198	93	18	0	35
5199 1056-5199	237	43	0	67
5201 1057-5201	369	67	0	91
5204 1058-5204	443	55	0	101

City of Dallas

General Election
November 4, 2014
Dallas County, TX

UNOFFICIAL RESULTS

RUN DATE:11/11/14 06:02 PM

REPORT-EL52 PAGE 0074

WITH 430 OF 430 PRECINCTS REPORTING

Dallas Prop 9- Technical Amendments

VOTES PERCENT

VOTES PERCENT

VOTE FOR 1

01 = For (A Favor)

02 = Against (En Contra)

128,688 88.44
16,817 11.56

03 = OVER VOTES
04 = UNDER VOTES

24
38,200

(CONTINUED FROM PREVIOUS PAGE)

	01	02	03	04
5205 1059-5205	487	82	0	136
5207 1060-5207	1418	162	0	365
5209 1061-5209	480	57	0	78
5210 1062-5210	5	1	0	0
5214 1063-5214	276	47	0	79
5217 1064-5217	14	5	0	2
5218 1065-5218	396	72	0	106
5223 1067-5223	3	0	0	0
5226 1068-5226	12	0	0	2
5234 1069-5234	12	0	0	4
5236 1070-5236	301	27	0	97
5239 1071-5239	738	62	0	175
5241 1073-5241	505	49	0	127
5244 1074-5244	160	24	0	68
5245 1075-5245	357	44	0	103
5248 1076-5248	591	41	0	142
5251 1078-5251	158	24	0	76
5255 1079-5255	393	49	0	94
5257 1080-5257	94	16	0	32
5258 1081-5258	854	96	1	213
5259 1082-5259	27	5	0	8
5261 1083-5261	237	31	0	87
5263 1084-5263	931	162	0	196
5264 1085-5264	133	17	0	41
5266 1086-5266	78	13	0	33
5267 1087-5267	635	122	0	151
5271 1088-5271	221	59	0	102
5273 1089-5273	304	72	0	116
5277 1090-5277	338	66	0	140
5278 1091-5278	316	65	0	114
5281 1092-5281	419	100	1	171
5284 1093-5284	259	67	0	78
5286 1094-5286	224	56	0	87
5287 1095-5287	186	49	0	78
5289 1096-5289	128	39	0	66
5290 1097-5290	338	100	0	147
5292 1098-5292	306	72	0	118
5293 1099-5293	9	1	0	0
5295 1100-5295	369	110	0	191
5299 1101-5299	147	31	0	75
5303 1102-5303	177	57	0	77
5304 1103-5304	45	10	0	18
5305 1104-5305	310	69	0	159
5306 1105-5306	5	0	0	1
5307 1106-5307	29	6	0	18
5308 1107-5308	71	21	0	33
5310 1108-5310	355	72	0	153
5312 1109-5312	42	14	0	10
5315 1110-5315	4	1	0	0
5317 1111-5317	168	37	0	41
5320 1112-5320	51	17	1	17
5322 1113-5322	45	8	0	9
5324 1114-5324	71	20	0	30
5325 1115-5325	250	41	0	57
5326 1116-5326	220	39	0	73

City of Dallas

General Election
November 4, 2014
Dallas County, TX

UNOFFICIAL RESULTS

RUN DATE:11/11/14 06:02 PM

REPORT-EL52 PAGE 0075

WITH 430 OF 430 PRECINCTS REPORTING

Dallas Prop 9- Technical Amendments

VOTE FOR 1

01 = For (A Favor)

02 = Against (En Contra)

128,688 88.44
16,817 11.56

03 = OVER VOTES
04 = UNDER VOTES

24
38,200

VOTES PERCENT

VOTES PERCENT

(CONTINUED FROM PREVIOUS PAGE)

	01	02	03	04
5329 1117-5329	905	80	0	255
5338 1118-5338	191	23	0	78
5342 1119-5342	216	56	0	170
5348 1120-5348	272	31	0	78
5351 1121-5351	317	66	0	113
5352 1121-5352	2	0	0	0
5355 1122-5355	59	5	0	24
5356 1124-5356	0	1	0	0
5357 1125-5357	68	13	0	23
5358 1125-5358	297	40	0	84
5364 1126-5364	97	15	0	33
5365 1127-5365	81	7	0	21
5366 1128-5366	314	27	0	69
5367 1129-5367	15	2	0	3
5370 1130-5370	147	21	0	47
5372 1131-5372	237	18	0	67
5376 1132-5376	9	3	0	3
5377 1133-5377	131	11	0	18
5378 1134-5378	47	9	0	36
5379 1135-5379	221	42	0	68
5380 1136-5380	1	1	0	0
5381 1137-5381	2	0	0	3
5391 1300-5391	2	1	0	1
5406 1303-5406	10	0	0	2
5485 1707-5485	0	0	0	0
5555 2000-5555	0	0	0	0
5556 2001-5556	4	0	0	1
5557 2002-5557	450	44	0	106
5558 2003-5558	977	89	0	224
5559 2004-5559	717	74	0	193
5561 2005-5561	334	29	0	91
5562 2006-5562	607	63	0	160
5563 2007-5563	1167	92	0	236
5564 2008-5564	568	38	0	177
5565 2009-5565	700	50	0	174
5566 2010-5566	552	50	0	143
5567 2011-5567	787	68	0	199
5568 2012-5568	600	48	0	144
5569 2013-5569	477	35	0	129
5570 2014-5570	200	25	0	54
5571 2015-5571	317	39	0	93
5573 2016-5573	1448	91	0	284
5575 2017-5575	244	18	0	72
5576 2018-5576	308	25	0	92
5577 2019-5577	645	48	0	167
5578 2020-5578	916	61	0	201
5581 2021-5581	1366	105	0	406
5583 2022-5583	247	29	0	64
5585 2023-5585	451	50	0	98
5587 2024-5587	433	43	0	101
5588 2025-5588	1052	87	1	267
5591 2026-5591	1037	80	0	293
5594 2027-5594	717	60	0	169
5597 2029-5597	591	49	0	166
5602 2030-5602	683	50	0	218

WITH 430 OF 430 PRECINCTS REPORTING

Dallas Prop 9- Technical Amendments

VOTE FOR 1

01 = For (A Favor)

02 = Against (En Contra)

128,688 88.44
16,817 11.56

03 = OVER VOTES
04 = UNDER VOTES

24
38,200

(CONTINUED FROM PREVIOUS PAGE)

	01	02	03	04
5608 2031-5608	668	66	0	198
5610 2032-5610	427	50	0	122
5611 2033-5611	381	35	0	84
5621 2034-5621	489	30	1	181
5627 2035-5627	246	24	0	76
5632 2036-5632	795	81	0	242
5634 2037-5634	145	14	0	51
5636 2038-5636	889	80	1	242
5638 2039-5638	689	60	0	250
5639 2040-5639	535	43	0	142
5641 2041-5641	1292	122	0	367
5646 2042-5646	1122	67	1	241
5648 2043-5648	732	64	0	221
5649 2044-5649	372	27	0	83
5650 2045-5650	678	46	0	166
5651 2046-5651	789	43	0	146
5652 2047-5652	879	68	0	164
5653 2048-5653	711	91	0	199
5656 2049-5656	527	52	0	136
5659 2050-5659	592	48	0	129
5662 2051-5662	956	81	0	191
5664 2052-5664	550	45	0	140
5666 2053-5666	343	34	1	114
5667 2054-5667	458	62	0	103
5669 2055-5669	246	28	0	50
5671 2056-5671	501	44	0	112
5673 2057-5673	168	12	0	63
5674 2058-5674	369	50	0	66
5676 2059-5676	440	32	0	124
5677 2060-5677	887	65	0	263
5678 2061-5678	969	83	0	238
5681 2062-5681	658	60	0	177
5683 2063-5683	276	27	0	61
5684 2064-5684	672	62	0	142
5686 2064-5686	0	0	0	0
5690 2065-5690	878	97	0	218
5692 2066-5692	608	40	0	156
5695 2067-5695	410	42	0	101
5697 2068-5697	691	76	1	200
5699 2069-5699	1089	91	1	319
5701 2070-5701	481	43	0	114
5703 2071-5703	772	52	0	214
5706 2072-5706	1047	79	0	254
5707 2073-5707	399	37	0	88
5708 2074-5708	33	1	0	2
5713 2076-5713	4	1	0	0
5714 2077-5714	415	31	0	107
5717 2079-5717	236	22	0	54
5732 2201-5732	1	0	0	0
5760 2220-5760	0	0	0	0
5844 2406-5844	2	0	0	0
5992 2902-5992	20	3	0	8
6042 3000-6042	630	43	0	162
6043 3001-6043	55	10	0	18
6044 3001-6044	18	12	0	9

City of Dallas

General Election
November 4, 2014
Dallas County, TX

UNOFFICIAL RESULTS

RUN DATE:11/11/14 06:02 PM

REPORT-EL52 PAGE 0077

WITH 430 OF 430 PRECINCTS REPORTING

VOTES PERCENT

VOTES PERCENT

Dallas Prop 9- Technical Amendments

VOTE FOR 1

01 = For (A Favor)

02 = Against (En Contra)

128,688 88.44
16,817 11.56

03 = OVER VOTES
04 = UNDER VOTES

24
38,200

(CONTINUED FROM PREVIOUS PAGE)

	01	02	03	04
6045 3002-6045	189	50	0	78
6046 3003-6046	451	77	0	142
6048 3004-6048	577	84	0	122
6049 3005-6049	18	3	0	11
6050 3006-6050	611	46	1	159
6052 3007-6052	105	8	0	47
6053 3008-6053	859	65	0	150
6059 3009-6059	540	33	0	138
6060 3010-6060	78	10	0	35
6062 3011-6062	241	14	0	54
6065 3012-6065	16	8	0	10
6068 3013-6068	73	18	0	9
6070 3014-6070	191	35	0	61
6075 3015-6075	32	7	0	15
6079 3016-6079	245	23	0	44
6083 3017-6083	108	25	0	37
6084 3018-6084	294	75	1	148
6085 3019-6085	78	29	0	72
6087 3020-6087	35	9	0	13
6090 3021-6090	109	28	0	76
6091 3022-6091	173	56	0	142
6092 3023-6092	174	65	0	101
6093 3024-6093	202	48	0	155
6094 3025-6094	18	2	0	13
6095 3026-6095	138	27	0	54
6096 3027-6096	194	60	0	146
6097 3028-6097	137	36	0	87
6098 3029-6098	67	24	0	46
6102 3031-6102	78	9	0	16
6103 3032-6103	135	17	0	47
6104 3033-6104	46	7	0	35
6106 3034-6106	179	45	1	115
6107 3035-6107	216	46	0	122
6108 3036-6108	6	0	0	1
6110 3037-6110	87	16	0	33
6111 3038-6111	184	29	0	71
6112 3039-6112	417	101	0	225
6113 3040-6113	166	26	0	91
6117 3041-6117	14	3	0	8
6118 3042-6118	182	60	0	151
6119 3043-6119	342	91	0	177
6120 3044-6120	360	75	0	206
6122 3045-6122	73	21	0	60
6125 3046-6125	544	76	0	168
6126 3047-6126	349	77	0	125
6127 3048-6127	502	114	0	255
6128 3049-6128	380	69	0	198
6129 3050-6129	231	53	0	158
6131 3051-6131	135	37	0	84
6133 3052-6133	371	95	0	211
6134 3053-6134	367	72	0	102
6136 3053-6136	0	0	0	0
6140 3054-6140	755	154	0	245
6142 3055-6142	782	130	0	215
6143 3056-6143	758	120	0	229

City of Dallas

General Election
November 4, 2014
Dallas County, TX

UNOFFICIAL RESULTS

RUN DATE:11/11/14 06:02 PM

REPORT-EL52 PAGE 0078

WITH 430 OF 430 PRECINCTS REPORTING

VOTES PERCENT

VOTES PERCENT

Dallas Prop 9- Technical Amendments

VOTE FOR 1

01 = For (A Favor)

02 = Against (En Contra)

128,688 88.44
16,817 11.56

03 = OVER VOTES
04 = UNDER VOTES

24
38,200

(CONTINUED FROM PREVIOUS PAGE)

	01	02	03	04
6145 3057-6145	492	93	0	274
6147 3058-6147	553	118	0	234
6149 3059-6149	290	59	1	156
6151 3060-6151	376	77	0	146
6153 3061-6153	229	56	0	86
6156 3062-6156	356	81	0	124
6157 3063-6157	698	151	2	214
6160 3064-6160	616	133	0	214
6161 3065-6161	464	105	0	232
6162 3066-6162	377	112	0	142
6163 3067-6163	65	18	0	15
6164 3067-6164	261	45	0	62
6168 3068-6168	689	159	0	228
6172 3069-6172	321	83	0	148
6173 3070-6173	539	127	0	295
6174 3071-6174	472	91	0	294
6175 3072-6175	7	0	0	4
6178 3073-6178	33	4	0	10
6179 3074-6179	65	13	0	6
6182 3075-6182	35	6	0	12
6192 3077-6192	772	131	0	146
6197 3078-6197	446	96	0	108
6198 3078-6198	170	32	0	39
6202 3079-6202	84	15	0	26
6206 3080-6206	183	60	0	52
6208 3081-6208	355	21	0	89
6209 3082-6209	360	107	0	191
6214 3083-6214	221	55	0	54
6218 3084-6218	218	19	1	48
6219 3086-6219	542	30	0	125
6221 3088-6221	16	4	0	3
6222 3089-6222	0	1	0	0
6224 3090-6224	171	15	0	48
6227 3092-6227	304	69	0	105
6228 3092-6228	2	0	0	0
6229 3093-6229	1	2	0	0
6231 3094-6231	1	0	0	0
6237 3097-6237	44	5	0	12
6238 3098-6238	45	11	0	25
6240 3099-6240	54	17	0	30
6655 4000-6655	43	10	0	11
6662 4001-6662	196	20	0	56
6667 4002-6667	338	37	0	71
6668 4003-6668	36	11	0	12
6671 4004-6671	345	33	0	66
6674 4005-6674	194	27	0	33
6675 4006-6675	370	41	0	78
6676 4007-6676	60	5	0	15
6677 4008-6677	50	13	0	17
6678 4009-6678	159	29	0	53
6680 4010-6680	315	42	0	92
6683 4011-6683	120	9	0	38
6686 4012-6686	21	1	0	6
6688 4013-6688	98	6	0	27
6689 4014-6689	650	54	1	194

City of Dallas

General Election
November 4, 2014
Dallas County, TX

UNOFFICIAL RESULTS

RUN DATE:11/11/14 06:02 PM

REPORT-EL52 PAGE 0079

WITH 430 OF 430 PRECINCTS REPORTING

Dallas Prop 9- Technical Amendments

VOTE FOR 1

01 = For (A Favor)

02 = Against (En Contra)

VOTES PERCENT

128,688 88.44
16,817 11.56

03 = OVER VOTES
04 = UNDER VOTES

VOTES PERCENT

24
38,200

(CONTINUED FROM PREVIOUS PAGE)

	01	02	03	04
6691 4015-6691	367	62	0	144
6692 4016-6692	387	60	0	162
6693 4017-6693	123	11	0	32
6694 4018-6694	262	32	0	61
6700 4019-6700	358	46	0	160
6702 4020-6702	88	18	0	24
6705 4021-6705	865	85	0	213
6712 4022-6712	408	52	0	122
6713 4023-6713	1	0	0	0
6716 4024-6716	269	51	0	109
6717 4025-6717	48	12	0	17
6719 4026-6719	20	6	0	9
6722 4027-6722	16	4	0	6
6723 4028-6723	130	35	0	59
6725 4029-6725	5	1	0	2
6726 4030-6726	1	1	0	4
6727 4031-6727	318	88	1	139
6728 4032-6728	508	49	0	139
6732 4033-6732	250	30	0	42
6735 4035-6735	312	35	0	64
6737 4036-6737	109	21	0	50
6739 4037-6739	29	4	0	11
6740 4038-6740	385	62	0	152
6742 4039-6742	81	25	0	40
6743 4040-6743	127	30	0	70
6744 4041-6744	114	31	0	52
6745 4043-6745	160	37	0	76
6746 4044-6746	114	25	0	86
6747 4046-6747	131	41	0	73
6748 4047-6748	124	25	0	58
6749 4048-6749	16	3	0	1
6752 4050-6752	989	137	0	194
6756 4052-6756	828	167	0	200
6757 4052-6757	0	0	0	0
6763 4053-6763	65	21	0	8
6764 4054-6764	23	4	0	6
6765 4055-6765	338	65	0	148
6768 4056-6768	307	63	0	137
6771 4057-6771	211	46	0	88
6772 4058-6772	107	20	0	31
6773 4059-6773	31	5	0	14
6775 4060-6775	257	60	0	97
6780 4061-6780	229	38	0	66
6782 4062-6782	163	39	0	55
6783 4063-6783	415	63	0	128
6785 4065-6785	100	18	0	25
6789 4066-6789	103	16	0	34
6792 4067-6792	227	45	0	67
6795 4068-6795	253	38	0	61
6796 4069-6796	394	54	0	109
6797 4070-6797	169	27	0	47
6798 4071-6798	36	8	0	6
6799 4072-6799	26	8	1	11
6801 4073-6801	389	46	0	89
6802 4074-6802	616	54	0	139

City of Dallas

General Election
November 4, 2014
Dallas County, TX

UNOFFICIAL RESULTS

RUN DATE:11/11/14 06:02 PM

REPORT-EL52 PAGE 0080

WITH 430 OF 430 PRECINCTS REPORTING

Dallas Prop 9- Technical Amendments

VOTES PERCENT

VOTES PERCENT

VOTE FOR 1

01 = For (A Favor)	128,688	88.44
02 = Against (En Contra)	16,817	11.56

03 = OVER VOTES	24
04 = UNDER VOTES	38,200

(CONTINUED FROM PREVIOUS PAGE)

	01	02	03	04
6803 4075-6803	116	19	0	31
6804 4076-6804	329	51	0	131
6808 4077-6808	155	27	0	43
6809 4078-6809	257	24	0	91
6810 4079-6810	1349	115	0	297
6811 4080-6811	276	14	0	56
6812 4081-6812	253	45	0	107
6815 4082-6815	23	10	0	21
6816 4083-6816	52	10	0	12
6817 4084-6817	84	7	0	37
6818 4085-6818	121	17	0	57
6819 4086-6819	319	47	0	88
6823 4087-6823	80	11	0	22
6825 4088-6825	24	8	0	18
6827 4090-6827	14	0	0	3
6831 4092-6831	55	2	0	10
6833 4093-6833	8	3	0	8
6835 4094-6835	91	20	0	31
6837 4095-6837	8	0	0	1
6838 4096-6838	8	2	0	5
6839 4097-6839	202	25	0	40
6841 4098-6841	13	1	0	1
6842 4099-6842	339	37	0	56
6844 4100-6844	7	1	0	1
6846 4101-6846	4	3	0	1
6847 4102-6847	63	4	0	23
6850 4103-6850	17	3	0	9
6851 4104-6851	0	0	0	0
6852 4105-6852	0	0	0	0
6853 4106-6853	39	3	0	8
6855 4107-6855	14	4	0	6
6857 4108-6857	11	1	0	2
6858 4109-6858	9	1	0	3
6859 4110-6859	164	33	0	110
6860 4111-6860	28	8	0	8
6861 4112-6861	9	1	0	1
6864 4113-6864	230	50	0	57
6867 4114-6867	146	25	0	46
6868 4115-6868	85	11	0	14
6870 4116-6870	0	2	0	0
6871 4117-6871	8	1	0	2
6872 4118-6872	0	0	0	0
6873 4119-6873	2	0	0	0
6874 4120-6874	49	5	0	8
6883 4300-6883	1	0	0	1

142055

COLLIN COUNTY

Election Summary Report
 Collin County, TX
 General Election
 November 4, 2014

Date:11/12/14
 Time:10:14:33
 Page:1 of 2

Summary For Jurisdiction Wide, All Counters, Dallas City
 Early Voting and Election Day Accumulated Totals
 67 of 67 Vote Centers Reporting

Registered Voters 489032 - Cards Cast 20415 4.17%

Num. Report Precinct 209 - Num. Reporting 209 100.00%

C Dallas Prop 1		Total	
Number of Precincts	13		
Precincts Reporting	13	100.0 %	
Vote For	1		
Times Counted	9697/27283	35.5 %	
Total Votes	8694		
Times Blank Voted	1003		
Times Over Voted	0		
Number Of Under Votes	0		
For	8117	93.36%	
Against	577	6.64%	

C Dallas Prop 5		Total	
Number of Precincts	13		
Precincts Reporting	13	100.0 %	
Vote For	1		
Times Counted	9687/27283	35.5 %	
Total Votes	8266		
Times Blank Voted	1421		
Times Over Voted	0		
Number Of Under Votes	0		
For	6689	80.92%	
Against	1577	19.08%	

C Dallas Prop 2		Total	
Number of Precincts	13		
Precincts Reporting	13	100.0 %	
Vote For	1		
Times Counted	9697/27283	35.5 %	
Total Votes	8488		
Times Blank Voted	1209		
Times Over Voted	0		
Number Of Under Votes	0		
For	4874	57.42%	
Against	3614	42.58%	

C Dallas Prop 6		Total	
Number of Precincts	13		
Precincts Reporting	13	100.0 %	
Vote For	1		
Times Counted	9687/27283	35.5 %	
Total Votes	8130		
Times Blank Voted	1557		
Times Over Voted	0		
Number Of Under Votes	0		
For	7026	86.42%	
Against	1104	13.58%	

C Dallas Prop 3		Total	
Number of Precincts	13		
Precincts Reporting	13	100.0 %	
Vote For	1		
Times Counted	9696/27283	35.5 %	
Total Votes	8373		
Times Blank Voted	1323		
Times Over Voted	0		
Number Of Under Votes	0		
For	3048	36.40%	
Against	5325	63.60%	

C Dallas Prop 7		Total	
Number of Precincts	13		
Precincts Reporting	13	100.0 %	
Vote For	1		
Times Counted	9687/27283	35.5 %	
Total Votes	8380		
Times Blank Voted	1307		
Times Over Voted	0		
Number Of Under Votes	0		
For	7296	87.06%	
Against	1084	12.94%	

C Dallas Prop 4		Total	
Number of Precincts	13		
Precincts Reporting	13	100.0 %	
Vote For	1		
Times Counted	9687/27283	35.5 %	
Total Votes	8745		
Times Blank Voted	941		
Times Over Voted	1		
Number Of Under Votes	0		
For	6187	70.75%	
Against	2558	29.25%	

C Dallas Prop 8		Total	
Number of Precincts	13		
Precincts Reporting	13	100.0 %	
Vote For	1		
Times Counted	9687/27283	35.5 %	
Total Votes	8755		
Times Blank Voted	932		
Times Over Voted	0		
Number Of Under Votes	0		
For	4391	50.15%	
Against	4364	49.85%	

Election Summary Report
 Collin County, TX
 General Election
 November 4, 2014

Date:11/12/14
 Time:10:14:33
 Page:2 of 2

Summary For Jurisdiction Wide, All Counters, Dallas City
 Early Voting and Election Day Accumulated Totals
 67 of 67 Vote Centers Reporting

Registered Voters 489032 - Cards Cast 20415 4.17%

Num. Report Precinct 209 - Num. Reporting 209 100.00%

C Dallas Prop 9		Total	
Number of Precincts		13	
Precincts Reporting		13	100.0 %
Vote For		1	
Times Counted	9687/27283		35.5 %
Total Votes		8103	
Times Blank Voted		1584	
Times Over Voted		0	
Number Of Under Votes		0	
For		7502	92.58%
Against		601	7.42%

Election Summary Report
 Collin County, TX
 General Election
 November 4, 2014

Date:11/12/14
 Time:10:12:49
 Page:1 of 2

Summary For Jurisdiction Wide, , Dallas City
 Early Voting Accumulated Totals

Registered Voters 489032 - Cards Cast 14421 2.95%

Num. Report Precinct 0 - Num. Reporting 0 0.00%

C Dallas Prop 1		Total	
Number of Precincts		0	
Precincts Reporting		0	
Vote For		1	
Times Counted	6055/27283	22.2 %	
Total Votes		5438	
Times Blank Voted		617	
Times Over Voted		0	
Number Of Under Votes		0	
For	5128	94.30%	
Against	310	5.70%	

C Dallas Prop 5		Total	
Number of Precincts		0	
Precincts Reporting		0	
Vote For		1	
Times Counted	6045/27283	22.2 %	
Total Votes		5191	
Times Blank Voted		854	
Times Over Voted		0	
Number Of Under Votes		0	
For	4201	80.93%	
Against	990	19.07%	

C Dallas Prop 2		Total	
Number of Precincts		0	
Precincts Reporting		0	
Vote For		1	
Times Counted	6055/27283	22.2 %	
Total Votes		5311	
Times Blank Voted		744	
Times Over Voted		0	
Number Of Under Votes		0	
For	3082	58.03%	
Against	2229	41.97%	

C Dallas Prop 6		Total	
Number of Precincts		0	
Precincts Reporting		0	
Vote For		1	
Times Counted	6045/27283	22.2 %	
Total Votes		5113	
Times Blank Voted		932	
Times Over Voted		0	
Number Of Under Votes		0	
For	4458	87.19%	
Against	655	12.81%	

C Dallas Prop 3		Total	
Number of Precincts		0	
Precincts Reporting		0	
Vote For		1	
Times Counted	6054/27283	22.2 %	
Total Votes		5253	
Times Blank Voted		801	
Times Over Voted		0	
Number Of Under Votes		0	
For	1973	37.56%	
Against	3280	62.44%	

C Dallas Prop 7		Total	
Number of Precincts		0	
Precincts Reporting		0	
Vote For		1	
Times Counted	6045/27283	22.2 %	
Total Votes		5266	
Times Blank Voted		779	
Times Over Voted		0	
Number Of Under Votes		0	
For	4613	87.60%	
Against	653	12.40%	

C Dallas Prop 4		Total	
Number of Precincts		0	
Precincts Reporting		0	
Vote For		1	
Times Counted	6045/27283	22.2 %	
Total Votes		5457	
Times Blank Voted		587	
Times Over Voted		1	
Number Of Under Votes		0	
For	3814	69.89%	
Against	1643	30.11%	

C Dallas Prop 8		Total	
Number of Precincts		0	
Precincts Reporting		0	
Vote For		1	
Times Counted	6045/27283	22.2 %	
Total Votes		5477	
Times Blank Voted		568	
Times Over Voted		0	
Number Of Under Votes		0	
For	2776	50.68%	
Against	2701	49.32%	

142055

Election Summary Report
Collin County, TX
General Election
November 4, 2014

Date:11/12/14
Time:10:12:49
Page:2 of 2

Summary For Jurisdiction Wide, , Dallas City
Early Voting Accumulated Totals

Registered Voters 489032 - Cards Cast 14421 2.95%

Num. Report Precinct 0 - Num. Reporting 0 0.00%

C Dallas Prop 9

	Total	
Number of Precincts	0	
Precincts Reporting	0	
Vote For	1	
Times Counted	6045/27283	22.2 %
Total Votes	5095	
Times Blank Voted	950	
Times Over Voted	0	
Number Of Under Votes	0	
For	4751	93.25%
Against	344	6.75%

Election Summary Report
 Collin County, TX
 General Election
 November 4, 2014

Date:11/12/14
 Time:10:13:57
 Page:1 of 2

Summary For Jurisdiction Wide, , Dallas City
 Election Day Accumulated Totals
 67 of 67 Vote Centers Reporting

Registered Voters 489032 - Cards Cast 5994 1.23%

Num. Report Precinct 209 - Num. Reporting 209 100.00%

C Dallas Prop 1		Total
Number of Precincts	13	
Precincts Reporting	13	100.0 %
Vote For	1	
Times Counted	3642/27283	13.3 %
Total Votes	3256	
Times Blank Voted	386	
Times Over Voted	0	
Number Of Under Votes	0	
For	2989	91.80%
Against	267	8.20%

C Dallas Prop 5		Total
Number of Precincts	13	
Precincts Reporting	13	100.0 %
Vote For	1	
Times Counted	3642/27283	13.3 %
Total Votes	3075	
Times Blank Voted	567	
Times Over Voted	0	
Number Of Under Votes	0	
For	2488	80.91%
Against	587	19.09%

C Dallas Prop 2		Total
Number of Precincts	13	
Precincts Reporting	13	100.0 %
Vote For	1	
Times Counted	3642/27283	13.3 %
Total Votes	3177	
Times Blank Voted	465	
Times Over Voted	0	
Number Of Under Votes	0	
For	1792	56.41%
Against	1385	43.59%

C Dallas Prop 6		Total
Number of Precincts	13	
Precincts Reporting	13	100.0 %
Vote For	1	
Times Counted	3642/27283	13.3 %
Total Votes	3017	
Times Blank Voted	625	
Times Over Voted	0	
Number Of Under Votes	0	
For	2568	85.12%
Against	449	14.88%

C Dallas Prop 3		Total
Number of Precincts	13	
Precincts Reporting	13	100.0 %
Vote For	1	
Times Counted	3642/27283	13.3 %
Total Votes	3120	
Times Blank Voted	522	
Times Over Voted	0	
Number Of Under Votes	0	
For	1075	34.46%
Against	2045	65.54%

C Dallas Prop 7		Total
Number of Precincts	13	
Precincts Reporting	13	100.0 %
Vote For	1	
Times Counted	3642/27283	13.3 %
Total Votes	3114	
Times Blank Voted	528	
Times Over Voted	0	
Number Of Under Votes	0	
For	2683	86.16%
Against	431	13.84%

C Dallas Prop 4		Total
Number of Precincts	13	
Precincts Reporting	13	100.0 %
Vote For	1	
Times Counted	3642/27283	13.3 %
Total Votes	3288	
Times Blank Voted	354	
Times Over Voted	0	
Number Of Under Votes	0	
For	2373	72.17%
Against	915	27.83%

C Dallas Prop 8		Total
Number of Precincts	13	
Precincts Reporting	13	100.0 %
Vote For	1	
Times Counted	3642/27283	13.3 %
Total Votes	3278	
Times Blank Voted	364	
Times Over Voted	0	
Number Of Under Votes	0	
For	1615	49.27%
Against	1663	50.73%

Election Summary Report
 Collin County, TX
 General Election
 November 4, 2014

Date:11/12/14
 Time:10:13:57
 Page:2 of 2

Summary For Jurisdiction Wide, , Dallas City
 Election Day Accumulated Totals
 67 of 67 Vote Centers Reporting

Registered Voters 489032 - Cards Cast 5994 1.23%

Num. Report Precinct 209 - Num. Reporting 209 100.00%

C Dallas Prop 9		Total	
Number of Precincts		13	
Precincts Reporting		13	100.0 %
Vote For		1	
Times Counted	3642/27283		13.3 %
Total Votes		3008	
Times Blank Voted		634	
Times Over Voted		0	
Number Of Under Votes		0	
For		2751	91.46%
Against		257	8.54%

142055

**COLLIN COUNTY FOR CITY OF DALLAS
PRECINCT BY PRECINCT RESULTS
FOR PROPOSITIONS 1 THROUGH 9**

Statement of Votes Cast

Collin County, TX

General Election

November 4, 2014

SOVC For Jurisdiction Wide, All Counters, Dallas City
Early Voting and Election Day Combined Accumulated Totals

67 of 67 Vote Centers Reporting

	C Dallas Prop 1				
	Times Blank Voted	Times Over Voted	Number Of Under Votes	For	Against
PCT 24	70	0	0	475	33
PCT 36	75	0	0	756	51
PCT 73	51	0	0	418	39
PCT 74	53	0	0	491	38
PCT 79	78	0	0	687	49
PCT 84	74	0	0	764	53
PCT 88	65	0	0	376	53
PCT 104	69	0	0	430	64
PCT 115	107	0	0	881	54
PCT 132	106	0	0	848	54
PCT 136	71	0	0	741	36
PCT 142	113	0	0	910	46
PCT 164	71	0	0	340	7

Statement of Votes Cast

Collin County, TX

General Election

November 4, 2014

SOVC For Jurisdiction Wide, All Counters, Dallas City
 Early Voting and Election Day Combined Accumulated Totals
 67 of 67 Vote Centers Reporting

	C Dallas Prop 2				
	Times Blank Voted	Times Over Voted	Number Of Under Votes	For	Against
PCT 24	76	0	0	277	225
PCT 36	91	0	0	455	336
PCT 73	61	0	0	247	200
PCT 74	64	0	0	300	218
PCT 79	100	0	0	386	328
PCT 84	108	0	0	433	350
PCT 88	78	0	0	240	176
PCT 104	87	0	0	300	176
PCT 115	119	0	0	517	406
PCT 132	132	0	0	500	376
PCT 136	87	0	0	435	326
PCT 142	126	0	0	563	380
PCT 164	80	0	0	221	117

Statement of Votes Cast

Collin County, TX

General Election

November 4, 2014

SOVC For Jurisdiction Wide, All Counters, Dallas City
 Early Voting and Election Day Combined Accumulated Totals
 67 of 67 Vote Centers Reporting

	C Dallas Prop 3				
	Times Blank Voted	Times Over Voted	Number Of Under Votes	For	Against
PCT 24	87	0	0	168	323
PCT 36	107	0	0	318	457
PCT 73	75	0	0	151	282
PCT 74	79	0	0	169	334
PCT 79	96	0	0	248	470
PCT 84	108	0	0	253	530
PCT 88	91	0	0	141	262
PCT 104	101	0	0	165	297
PCT 115	130	0	0	330	582
PCT 132	138	0	0	311	559
PCT 136	103	0	0	275	470
PCT 142	139	0	0	346	584
PCT 164	69	0	0	173	175

Statement of Votes Cast

Collin County, TX

General Election

November 4, 2014

SOVC For Jurisdiction Wide, All Counters, Dallas City
 Early Voting and Election Day Combined Accumulated Totals
 67 of 67 Vote Centers Reporting

	C Dallas Prop 4				
	Times Blank Voted	Times Over Voted	Number Of Under Votes	For	Against
PCT 24	50	0	0	385	141
PCT 36	87	0	0	510	285
PCT 73	50	0	0	339	119
PCT 74	54	0	0	354	172
PCT 79	73	0	0	525	215
PCT 84	69	0	0	563	258
PCT 88	49	1	0	343	101
PCT 104	61	0	0	377	125
PCT 115	97	0	0	684	260
PCT 132	85	0	0	666	256
PCT 136	79	0	0	513	257
PCT 142	121	0	0	659	287
PCT 164	66	0	0	269	82

Statement of Votes Cast
 Collin County, TX
 General Election
 November 4, 2014

SOVC For Jurisdiction Wide, All Counters, Dallas City
 Early Voting and Election Day Combined Accumulated Totals
 67 of 67 Vote Centers Reporting

	C Dallas Prop 5				
	Times Blank Voted	Times Over Voted	Number Of Under Votes	For	Against
PCT 24	84	0	0	382	110
PCT 36	109	0	0	634	139
PCT 73	85	0	0	345	78
PCT 74	84	0	0	399	97
PCT 79	116	0	0	560	137
PCT 84	106	0	0	609	175
PCT 88	93	0	0	323	78
PCT 104	103	0	0	380	80
PCT 115	146	0	0	730	165
PCT 132	139	0	0	707	161
PCT 136	120	0	0	597	132
PCT 142	164	0	0	716	187
PCT 164	72	0	0	307	38

Statement of Votes Cast
 Collin County, TX
 General Election
 November 4, 2014

SOVC For Jurisdiction Wide, All Counters, Dallas City
 Early Voting and Election Day Combined Accumulated Totals
 67 of 67 Vote Centers Reporting

	C Dallas Prop 6				
	Times Blank Voted	Times Over Voted	Number Of Under Votes	For	Against
PCT 24	95	0	0	411	70
PCT 36	135	0	0	627	120
PCT 73	87	0	0	363	58
PCT 74	78	0	0	440	62
PCT 79	120	0	0	598	95
PCT 84	125	0	0	649	116
PCT 88	95	0	0	341	58
PCT 104	110	0	0	387	66
PCT 115	176	0	0	747	118
PCT 132	153	0	0	737	117
PCT 136	121	0	0	632	96
PCT 142	185	0	0	780	102
PCT 164	77	0	0	314	26

Statement of Votes Cast
 Collin County, TX
 General Election
 November 4, 2014

SOVC For Jurisdiction Wide, All Counters, Dallas City
 Early Voting and Election Day Combined Accumulated Totals
 67 of 67 Vote Centers Reporting

	C Dallas Prop 7				
	Times Blank Voted	Times Over Voted	Number Of Under Votes	For	Against
PCT 24	85	0	0	420	71
PCT 36	107	0	0	657	118
PCT 73	66	0	0	380	62
PCT 74	73	0	0	449	58
PCT 79	107	0	0	599	107
PCT 84	101	0	0	681	108
PCT 88	86	0	0	349	59
PCT 104	91	0	0	412	60
PCT 115	147	0	0	785	109
PCT 132	129	0	0	754	124
PCT 136	95	0	0	676	78
PCT 142	156	0	0	813	98
PCT 164	64	0	0	321	32

Statement of Votes Cast

Collin County, TX

General Election

November 4, 2014

SOVC For Jurisdiction Wide, All Counters, Dallas City
 Early Voting and Election Day Combined Accumulated Totals
 67 of 67 Vote Centers Reporting

	C Dallas Prop 8				
	Times Blank Voted	Times Over Voted	Number Of Under Votes	For	Against
PCT 24	66	0	0	231	279
PCT 36	78	0	0	453	351
PCT 73	48	0	0	220	240
PCT 74	38	0	0	270	272
PCT 79	75	0	0	336	402
PCT 84	60	0	0	422	408
PCT 88	62	0	0	172	260
PCT 104	70	0	0	208	285
PCT 115	90	0	0	490	461
PCT 132	105	0	0	461	441
PCT 136	68	0	0	399	382
PCT 142	114	0	0	498	455
PCT 164	58	0	0	231	128

Statement of Votes Cast
 Collin County, TX
 General Election
 November 4, 2014

SOVC For Jurisdiction Wide, All Counters, Dallas City
 Early Voting and Election Day Combined Accumulated Totals
 67 of 67 Vote Centers Reporting

	C Dallas Prop 9				
	Times Blank Voted	Times Over Voted	Number Of Under Votes	For	Against
PCT 24	102	0	0	436	38
PCT 36	136	0	0	700	46
PCT 73	91	0	0	382	35
PCT 74	89	0	0	457	34
PCT 79	120	0	0	635	58
PCT 84	128	0	0	710	52
PCT 88	106	0	0	343	45
PCT 104	106	0	0	412	45
PCT 115	159	0	0	820	62
PCT 132	159	0	0	793	55
PCT 136	124	0	0	681	44
PCT 142	178	0	0	823	66
PCT 164	86	0	0	310	21

142055

DENTON COUNTY

**City of Dallas Cumulative Report — Unofficial
Denton County — 2014 November General Election — November 04, 2014**

Page 1 of 2

11/14/2014 09:51 AM

Total Number of Voters : 145,032 of 409,334 = 35.43%
Number of District Voters: 2,853 of 11,995 = 23.78%

Precincts Reporting 397 of 397 = 100.00%
District Precincts Reporting 3 of 3 = 100.00%

Party	Candidate	Absentee	Early	Election	Total
Proposition No. 1, Vote For 1					
For		55	1,006	975	2,036
Against		4	154	181	339
		93.22%	86.72%	84.34%	85.73%
		6.78%	13.28%	15.66%	14.27%
		85.51%	84.49%	81.93%	83.25%
	Cast Votes:				
	Over Votes:	3	0	0	3
	Under Votes:	7	213	255	475
		4.35%	0.00%	0.00%	0.11%
		10.14%	15.51%	18.07%	16.65%
Proposition No. 2, Vote For 1					
For		37	693	695	1,425
Against		22	446	464	932
		62.71%	60.84%	59.97%	60.46%
		37.29%	39.16%	40.03%	39.54%
		85.51%	82.96%	82.14%	82.61%
	Cast Votes:				
	Over Votes:	4	0	3	7
	Under Votes:	6	234	249	489
		5.80%	0.00%	0.21%	0.25%
		8.70%	17.04%	17.65%	17.14%
Proposition No. 3, Vote For 1					
For		24	395	386	805
Against		34	705	734	1,473
		41.38%	35.91%	34.46%	35.34%
		58.62%	64.09%	65.54%	64.66%
		84.06%	80.12%	79.38%	79.85%
	Cast Votes:				
	Over Votes:	4	0	0	4
	Under Votes:	7	273	291	571
		5.80%	0.00%	0.00%	0.14%
		10.14%	19.88%	20.62%	20.01%
Proposition No. 4, Vote For 1					
For		43	860	905	1,808
Against		15	304	327	646
		74.14%	73.88%	73.46%	73.68%
		25.86%	26.12%	26.54%	26.32%
		84.06%	84.78%	87.31%	86.01%
	Cast Votes:				
	Over Votes:	0	0	4	4
	Under Votes:	11	209	175	395
		0.00%	0.00%	0.28%	0.14%
		15.94%	15.22%	12.40%	13.85%
Proposition No. 5, Vote For 1					
For		45	874	926	1,845
Against		12	226	233	471
		78.95%	79.45%	79.90%	79.66%
		21.05%	20.55%	20.10%	20.34%
		82.61%	80.12%	82.14%	81.18%
	Cast Votes:				
	Over Votes:	0	0	0	0
	Under Votes:	12	273	252	537
		0.00%	0.00%	0.00%	0.00%
		17.39%	19.88%	17.86%	18.82%

142055

**City of Dallas Cumulative Report — Unofficial
Denton County — 2014 November General Election — November 04, 2014**

Page 2 of 2

11/14/2014 09:51 AM

Total Number of Voters : 145,032 of 409,334 = 35.43%
Number of District Voters: 2,853 of 11,995 = 23.78%

Precincts Reporting 397 of 397 = 100.00%
District Precincts Reporting 3 of 3 = 100.00%

Party	Candidate	Absentee	Early	Election	Total
Proposition No. 6, Vote For 1					
For		50	948	922	1,920
Against		8	163	213	384
		86.21%	85.33%	81.23%	83.33%
		13.79%	14.67%	18.77%	16.67%
	Cast Votes:	58	1,111	1,135	2,304
		84.06%	80.92%	80.44%	80.76%
	Over Votes:	0	0	1	1
		0.00%	0.00%	0.07%	0.04%
	Under Votes:	11	262	275	548
		15.94%	19.08%	19.49%	19.21%
Proposition No. 7, Vote For 1					
For		49	960	969	1,978
Against		8	157	190	355
		85.96%	85.94%	83.61%	84.78%
		14.04%	14.06%	16.39%	15.22%
	Cast Votes:	57	1,117	1,159	2,333
		82.61%	81.35%	82.14%	81.77%
	Over Votes:	0	0	1	1
		0.00%	0.00%	0.07%	0.04%
	Under Votes:	12	256	251	519
		17.39%	18.65%	17.79%	18.19%
Proposition No. 8, Vote For 1					
For		28	517	501	1,046
Against		31	640	709	1,380
		47.46%	44.68%	41.40%	43.12%
		52.54%	55.32%	58.60%	56.88%
	Cast Votes:	59	1,157	1,210	2,426
		85.51%	84.27%	85.75%	85.03%
	Over Votes:	0	0	1	1
		0.00%	0.00%	0.07%	0.04%
	Under Votes:	10	216	200	426
		14.49%	15.73%	14.17%	14.93%
Proposition No. 9, Vote For 1					
For		52	999	988	2,039
Against		4	99	140	243
		92.86%	90.98%	87.59%	89.35%
		7.14%	9.02%	12.41%	10.65%
	Cast Votes:	56	1,098	1,128	2,282
		81.16%	79.97%	79.94%	79.99%
	Over Votes:	0	0	0	0
		0.00%	0.00%	0.00%	0.00%
	Under Votes:	13	275	283	571
		18.84%	20.03%	20.06%	20.01%

142055

142055

**DENTON COUNTY FOR CITY OF DALLAS
PRECINCT BY PRECINCT RESULTS
FOR PROPOSITIONS 1 THROUGH 9**

City of Dallas Precinct Report — Unofficial
Denton County — 2014 November General Election — November 04, 2014

Page 1 of 6

11/14/2014 09:52 AM
 Precincts Reporting 397 of 397 = 100.00%
 District Precincts Reporting 3 of 3 = 100.00%

Total Number of Voters : 145,032 of 409,334 = 35.43%
 Number of District Voters: 2,853 of 11,995 = 23.78%

Party	Candidate	Absentee	Early	Election	Total
-------	-----------	----------	-------	----------	-------

Precinct 2000 - 01 (Ballots Cast: 805)

Proposition No. 1, Vote For 1

For	Against	Cast Votes:	Over Votes:	Under Votes:	Percentage For	Percentage Against
13	248	248	0	331	85.22%	87.80%
2	43	43	0	46	14.78%	12.20%
15	291	291	0	377	84.59%	85.29%
1	0	0	0	0	0.00%	0.00%
3	53	53	0	65	15.41%	14.71%
9	162	162	0	229	56.25%	60.74%
7	120	120	0	148	43.75%	39.26%
16	282	282	0	377	84.21%	85.29%
1	0	0	0	0	5.26%	0.00%
2	62	62	0	65	10.53%	14.71%
4	91	91	0	137	25.00%	37.74%
12	179	179	0	226	75.00%	62.26%
16	270	270	0	363	84.21%	82.13%
1	0	0	0	0	5.26%	0.00%
2	74	74	0	79	10.53%	17.87%
11	231	231	0	295	78.57%	74.12%
3	60	60	0	103	21.43%	25.88%
14	291	291	0	398	73.68%	90.05%
0	0	0	0	0	0.00%	0.00%
5	53	53	0	44	26.32%	9.95%
8	221	221	0	302	61.54%	81.18%
5	49	49	0	70	38.46%	18.82%
13	270	270	0	372	68.42%	84.16%
0	0	0	0	0	0.00%	0.00%
6	74	74	0	70	31.58%	15.84%
12	235	235	0	302	85.71%	82.29%
2	38	38	0	65	14.29%	17.71%
14	273	273	0	367	73.68%	83.03%
0	0	0	0	0	0.00%	0.00%
5	71	71	0	75	26.32%	16.97%
Cast Votes:					84.84%	81.37%
Over Votes:					0.12%	0.00%
Under Votes:					15.03%	18.63%

Proposition No. 2, Vote For 1

For	Against	Cast Votes:	Over Votes:	Under Votes:	Percentage For	Percentage Against
9	162	162	0	229	56.25%	60.74%
7	120	120	0	148	43.75%	39.26%
16	282	282	0	377	84.21%	85.29%
1	0	0	0	0	5.26%	0.00%
2	62	62	0	65	10.53%	14.71%
4	91	91	0	137	25.00%	37.74%
12	179	179	0	226	75.00%	62.26%
16	270	270	0	363	84.21%	82.13%
1	0	0	0	0	5.26%	0.00%
2	74	74	0	79	10.53%	17.87%
11	231	231	0	295	78.57%	74.12%
3	60	60	0	103	21.43%	25.88%
14	291	291	0	398	73.68%	90.05%
0	0	0	0	0	0.00%	0.00%
5	53	53	0	44	26.32%	9.95%
8	221	221	0	302	61.54%	81.18%
5	49	49	0	70	38.46%	18.82%
13	270	270	0	372	68.42%	84.16%
0	0	0	0	0	0.00%	0.00%
6	74	74	0	70	31.58%	15.84%
12	235	235	0	302	85.71%	82.29%
2	38	38	0	65	14.29%	17.71%
14	273	273	0	367	73.68%	83.03%
0	0	0	0	0	0.00%	0.00%
5	71	71	0	75	26.32%	16.97%
Cast Votes:					84.84%	81.37%
Over Votes:					0.12%	0.00%
Under Votes:					15.03%	18.63%

Proposition No. 3, Vote For 1

For	Against	Cast Votes:	Over Votes:	Under Votes:	Percentage For	Percentage Against
4	91	91	0	137	25.00%	37.74%
12	179	179	0	226	75.00%	62.26%
16	270	270	0	363	84.21%	82.13%
1	0	0	0	0	5.26%	0.00%
2	74	74	0	79	10.53%	17.87%
11	231	231	0	295	78.57%	74.12%
3	60	60	0	103	21.43%	25.88%
14	291	291	0	398	73.68%	90.05%
0	0	0	0	0	0.00%	0.00%
5	53	53	0	44	26.32%	9.95%
8	221	221	0	302	61.54%	81.18%
5	49	49	0	70	38.46%	18.82%
13	270	270	0	372	68.42%	84.16%
0	0	0	0	0	0.00%	0.00%
6	74	74	0	70	31.58%	15.84%
12	235	235	0	302	85.71%	82.29%
2	38	38	0	65	14.29%	17.71%
14	273	273	0	367	73.68%	83.03%
0	0	0	0	0	0.00%	0.00%
5	71	71	0	75	26.32%	16.97%
Cast Votes:					84.84%	81.37%
Over Votes:					0.12%	0.00%
Under Votes:					15.03%	18.63%

Proposition No. 4, Vote For 1

For	Against	Cast Votes:	Over Votes:	Under Votes:	Percentage For	Percentage Against
11	231	231	0	295	78.57%	74.12%
3	60	60	0	103	21.43%	25.88%
14	291	291	0	398	73.68%	90.05%
0	0	0	0	0	0.00%	0.00%
5	53	53	0	44	26.32%	9.95%
8	221	221	0	302	61.54%	81.18%
5	49	49	0	70	38.46%	18.82%
13	270	270	0	372	68.42%	84.16%
0	0	0	0	0	0.00%	0.00%
6	74	74	0	70	31.58%	15.84%
12	235	235	0	302	85.71%	82.29%
2	38	38	0	65	14.29%	17.71%
14	273	273	0	367	73.68%	83.03%
0	0	0	0	0	0.00%	0.00%
5	71	71	0	75	26.32%	16.97%
Cast Votes:					84.84%	81.37%
Over Votes:					0.12%	0.00%
Under Votes:					15.03%	18.63%

Proposition No. 5, Vote For 1

For	Against	Cast Votes:	Over Votes:	Under Votes:	Percentage For	Percentage Against
8	221	221	0	302	61.54%	81.18%
5	49	49	0	70	38.46%	18.82%
13	270	270	0	372	68.42%	84.16%
0	0	0	0	0	0.00%	0.00%
6	74	74	0	70	31.58%	15.84%
12	235	235	0	302	85.71%	82.29%
2	38	38	0	65	14.29%	17.71%
14	273	273	0	367	73.68%	83.03%
0	0	0	0	0	0.00%	0.00%
5	71	71	0	75	26.32%	16.97%
Cast Votes:					84.84%	81.37%
Over Votes:					0.12%	0.00%
Under Votes:					15.03%	18.63%

Proposition No. 6, Vote For 1

For	Against	Cast Votes:	Over Votes:	Under Votes:	Percentage For	Percentage Against
12	235	235	0	302	85.71%	82.29%
2	38	38	0	65	14.29%	17.71%
14	273	273	0	367	73.68%	83.03%
0	0	0	0	0	0.00%	0.00%
5	71	71	0	75	26.32%	16.97%
Cast Votes:					84.84%	81.37%
Over Votes:					0.12%	0.00%
Under Votes:					15.03%	18.63%

142055

**City of Dallas Precinct Report — Unofficial
Denton County — 2014 November General Election — November 04, 2014**

Page 2 of 6

11/14/2014 09:52 AM

Precincts Reporting 397 of 397 = 100.00%
District Precincts Reporting 3 of 3 = 100.00%

Total Number of Voters : 145,032 of 409,334 = 35.43%
Number of District Voters: 2,853 of 11,995 = 23.78%

Party	Candidate	Absentee	Early	Election	Total
-------	-----------	----------	-------	----------	-------

Precinct 2000 - 01 (Ballots Cast: 805)

Proposition No. 7, Vote For 1

For	12	85.71%	246	88.81%	311	84.05%	569	86.08%
Against	2	14.29%	31	11.19%	59	15.95%	92	13.92%
Cast Votes:	14	73.68%	277	80.52%	370	83.71%	661	82.11%
Over Votes:	0	0.00%	0	0.00%	0	0.00%	0	0.00%
Under Votes:	5	26.32%	67	19.48%	72	16.29%	144	17.89%

Proposition No. 8, Vote For 1

For	5	35.71%	127	43.94%	165	42.20%	297	42.80%
Against	9	64.29%	162	56.06%	226	57.80%	397	57.20%
Cast Votes:	14	73.68%	289	84.01%	391	88.46%	694	86.21%
Over Votes:	0	0.00%	0	0.00%	0	0.00%	0	0.00%
Under Votes:	5	26.32%	55	15.99%	51	11.54%	111	13.79%

Proposition No. 9, Vote For 1

For	11	78.57%	245	91.42%	324	86.86%	580	88.55%
Against	3	21.43%	23	8.58%	49	13.14%	75	11.45%
Cast Votes:	14	73.68%	268	77.91%	373	84.39%	655	81.37%
Over Votes:	0	0.00%	0	0.00%	0	0.00%	0	0.00%
Under Votes:	5	26.32%	76	22.09%	69	15.61%	150	18.63%

142055

City of Dallas Precinct Report — Unofficial
Denton County — 2014 November General Election — November 04, 2014

Page 3 of 6

11/14/2014 09:52 AM

Precincts Reporting 397 of 397 = 100.00%
 District Precincts Reporting 3 of 3 = 100.00%

Total Number of Voters : 145,032 of 409,334 = 35.43%
 Number of District Voters: 2,853 of 11,995 = 23.78%

Party	Candidate	Absentee	Early	Election	Total
Precinct 2001 - 01 (Ballots Cast: 711)					
Proposition No. 1, Vote For 1					
For		10	234	262	506
Against		1	39	54	94
		90.91%	85.71%	82.91%	84.33%
		9.09%	14.29%	17.09%	15.67%
		11	273	316	600
Cast Votes:		91.67%	85.58%	83.16%	84.39%
Over Votes:		0	0	0	0
Under Votes:		1	46	64	111
		8.33%	14.42%	16.84%	15.61%
Proposition No. 2, Vote For 1					
For		6	164	192	362
Against		5	107	120	232
		54.55%	60.52%	61.54%	60.94%
		45.45%	39.48%	38.46%	39.06%
		11	271	312	594
Cast Votes:		91.67%	84.95%	82.11%	83.54%
Over Votes:		1	0	3	4
Under Votes:		0	48	65	113
		8.33%	15.05%	17.11%	15.89%
Proposition No. 3, Vote For 1					
For		4	96	87	187
Against		7	167	216	390
		36.36%	36.50%	28.71%	32.41%
		63.64%	63.50%	71.29%	67.59%
		11	263	303	577
Cast Votes:		91.67%	82.45%	79.74%	81.15%
Over Votes:		1	0	0	1
Under Votes:		0	56	77	133
		8.33%	17.55%	20.26%	18.71%
Proposition No. 4, Vote For 1					
For		8	201	253	462
Against		3	72	79	154
		72.73%	73.63%	76.20%	75.00%
		27.27%	26.37%	23.80%	25.00%
		11	273	332	616
Cast Votes:		91.67%	85.58%	87.37%	86.64%
Over Votes:		0	0	2	2
Under Votes:		1	46	46	93
		8.33%	14.42%	12.11%	13.08%
Proposition No. 5, Vote For 1					
For		10	215	251	476
Against		1	47	66	114
		90.91%	82.06%	79.18%	80.68%
		9.09%	17.94%	20.82%	19.32%
		11	262	317	590
Cast Votes:		91.67%	82.13%	83.42%	82.98%
Over Votes:		0	0	0	0
Under Votes:		1	57	63	121
		8.33%	17.87%	16.58%	17.02%
Proposition No. 6, Vote For 1					
For		9	230	249	488
Against		2	34	61	97
		81.82%	87.12%	80.32%	83.42%
		18.18%	12.88%	19.68%	16.58%
		11	264	310	585
Cast Votes:		91.67%	82.76%	81.58%	82.28%
Over Votes:		0	0	0	0
Under Votes:		1	55	70	126
		8.33%	17.24%	18.42%	17.72%

142055

City of Dallas Precinct Report — Unofficial
Denton County — 2014 November General Election — November 04, 2014

Page 4 of 6

11/14/2014 09:52 AM

Total Number of Voters : 145,032 of 409,334 = 35.43%
 Number of District Voters: 2,853 of 11,995 = 23.78%

Precincts Reporting 397 of 397 = 100.00%
 District Precincts Reporting 3 of 3 = 100.00%

Party	Candidate	Absentee	Early	Election	Total
-------	-----------	----------	-------	----------	-------

Precinct 2001 - 01 (Ballots Cast: 711)

Proposition No. 7, Vote For 1

For	Against	Absentee	Early	Election	Total
9	2	11	221	265	495
81.82%	18.18%	91.67%	84.03%	83.07%	83.47%
0	0	0	42	54	98
0.00%	0.00%	0.00%	15.97%	16.93%	16.53%
1	1	263	319	60	593
8.33%	8.33%	82.45%	83.95%	15.79%	83.40%
Cast Votes: 593					
Over Votes: 1					
Under Votes: 117					

Proposition No. 8, Vote For 1

For	Against	Absentee	Early	Election	Total
7	4	11	117	136	260
63.64%	36.36%	91.67%	42.70%	41.59%	42.48%
0	0	0	157	191	352
0.00%	0.00%	0.00%	57.30%	58.41%	57.52%
1	1	274	327	52	612
8.33%	8.33%	85.89%	86.05%	13.68%	86.08%
Cast Votes: 612					
Over Votes: 1					
Under Votes: 98					

Proposition No. 9, Vote For 1

For	Against	Absentee	Early	Election	Total
8	1	9	236	271	515
88.89%	11.11%	75.00%	92.55%	89.44%	90.83%
0	0	0	19	32	52
0.00%	0.00%	0.00%	7.45%	10.56%	9.17%
3	3	255	303	77	567
25.00%	25.00%	79.94%	79.74%	20.26%	79.75%
Cast Votes: 567					
Over Votes: 0					
Under Votes: 144					

142055

City of Dallas Precinct Report — Unofficial
Denton County — 2014 November General Election — November 04, 2014

Page 5 of 6

11/14/2014 09:52 AM

Total Number of Voters : 145,032 of 409,334 = 35.43%
 Number of District Voters: 2,853 of 11,995 = 23.78%

Precincts Reporting 397 of 397 = 100.00%
 District Precincts Reporting 3 of 3 = 100.00%

Party	Candidate	Absentee	Early	Election	Total
Precinct 2002 - 01 (Ballots Cast: 1,337)					
Proposition No. 1, Vote For 1					
For		32	524	382	938
Against		1	72	81	154
		96.97%	87.92%	82.51%	85.90%
		3.03%	12.08%	17.49%	14.10%
Cast Votes:		33	596	463	1,092
		86.84%	83.84%	78.61%	81.68%
Over Votes:		2	0	0	2
		5.26%	0.00%	0.00%	0.15%
Under Votes:		3	114	126	243
		7.89%	16.06%	21.39%	18.18%
Proposition No. 2, Vote For 1					
For		22	367	274	663
Against		10	219	196	425
		68.75%	62.63%	58.30%	60.94%
		31.25%	37.37%	41.70%	39.06%
Cast Votes:		32	586	470	1,088
		84.21%	82.54%	79.80%	81.38%
Over Votes:		2	0	0	2
		5.26%	0.00%	0.00%	0.15%
Under Votes:		4	124	119	247
		10.53%	17.46%	20.20%	18.47%
Proposition No. 3, Vote For 1					
For		16	208	162	386
Against		15	359	292	666
		51.61%	36.68%	35.68%	36.69%
		48.39%	63.32%	64.32%	63.31%
Cast Votes:		31	567	454	1,052
		81.58%	79.86%	77.08%	78.68%
Over Votes:		2	0	0	2
		5.26%	0.00%	0.00%	0.15%
Under Votes:		5	143	135	283
		13.16%	20.14%	22.92%	21.17%
Proposition No. 4, Vote For 1					
For		24	428	357	809
Against		9	172	145	326
		72.73%	71.33%	71.12%	71.28%
		27.27%	28.67%	28.88%	28.72%
Cast Votes:		33	600	502	1,135
		86.84%	84.51%	85.23%	84.89%
Over Votes:		0	0	2	2
		0.00%	0.00%	0.34%	0.15%
Under Votes:		5	110	85	200
		13.16%	15.49%	14.43%	14.96%
Proposition No. 5, Vote For 1					
For		27	438	373	838
Against		6	130	97	233
		81.82%	77.11%	79.36%	78.24%
		18.18%	22.89%	20.64%	21.76%
Cast Votes:		33	568	470	1,071
		86.84%	80.00%	79.80%	80.10%
Over Votes:		0	0	0	0
		0.00%	0.00%	0.00%	0.00%
Under Votes:		5	142	119	266
		13.16%	20.00%	20.20%	19.90%
Proposition No. 6, Vote For 1					
For		29	483	371	883
Against		4	91	87	182
		87.85%	84.15%	81.00%	82.91%
		12.12%	15.85%	19.00%	17.09%
Cast Votes:		33	574	458	1,065
		86.84%	80.85%	77.76%	79.66%
Over Votes:		0	0	1	1
		0.00%	0.00%	0.17%	0.07%
Under Votes:		5	136	130	271
		13.16%	19.15%	22.07%	20.27%

142055

City of Dallas Precinct Report — Unofficial
Denton County — 2014 November General Election — November 04, 2014

Page 6 of 6

11/14/2014 09:52 AM
 Precincts Reporting 397 of 397 = 100.00%
 District Precincts Reporting 3 of 3 = 100.00%

Total Number of Voters : 145,032 of 409,334 = 35.43%
 Number of District Voters: 2,853 of 11,995 = 23.78%

Party	Candidate	Absentee	Early	Election	Total
-------	-----------	----------	-------	----------	-------

Precinct 2002 - 01 (Ballots Cast: 1,337)

Proposition No. 7, Vote For 1

For	28	87.50%	493	85.44%	393	83.62%	914	84.71%
Against	4	12.50%	84	14.56%	77	16.38%	165	15.29%
Cast Votes:	32	84.21%	577	81.27%	470	79.80%	1,079	80.70%
Over Votes:	0	0.00%	0	0.00%	0	0.00%	0	0.00%
Under Votes:	6	15.79%	133	18.73%	119	20.20%	258	19.30%

Proposition No. 8, Vote For 1

For	16	47.06%	273	45.96%	200	40.65%	489	43.66%
Against	18	52.94%	321	54.04%	292	59.35%	631	56.34%
Cast Votes:	34	89.47%	594	83.66%	492	83.53%	1,120	83.77%
Over Votes:	0	0.00%	0	0.00%	0	0.00%	0	0.00%
Under Votes:	4	10.53%	116	16.34%	97	16.47%	217	16.23%

Proposition No. 9, Vote For 1

For	33	100.00%	518	90.09%	393	86.95%	944	89.06%
Against	0	0.00%	57	9.91%	59	13.05%	116	10.94%
Cast Votes:	33	86.84%	575	80.99%	452	76.74%	1,060	79.28%
Over Votes:	0	0.00%	0	0.00%	0	0.00%	0	0.00%
Under Votes:	5	13.16%	135	19.01%	137	23.26%	277	20.72%

142055

Memorandum



Date November 17, 2014

To Honorable Mayor and Members of the City Council

Subject Resolution and Canvass Report for the November 4, 2014 Special Election
Agenda Item 3 - City Council Briefing (November 18, 2014)

Attached is the Ad Hoc Canvass Committee's report on the results of the November 4, 2014 Special Election (Charter Amendment), and the resolution declaring the results of that election. This is Item 3 on your agenda for approval at tomorrow's briefing meeting.

This report includes Early Voting ballots, Election Day provisional ballots, confirmed ADA ballots from Election Day and/or overseas ballots provided from Dallas, Collin and Denton Counties and approved by the Ad Hoc Canvassing Committee at its meeting earlier today. A hard copy of this agenda item and corresponding attachments will be placed around the dais tomorrow morning.

Our office is currently finalizing the district-by-district breakdown of the election results and this report will be provided to you by Friday, November 21st.

If you need further information, please advise.



Rosa A. Rios
City Secretary

Attachment

C: A.C. Gonzalez, City Manager
Warren M.S. Ernst, City Attorney
Biliera Johnson, Assistant City Secretary
Brylon D. Franklin, Elections Manager

Memorandum



DATE November 17, 2014

TO **MEMBERS OF THE AD HOC CANVASSING COMMITTEE**
[Councilmember Scott T. Griggs (Chair), Councilmember Adam Medrano, Councilmember Carolyn R. Davis,
Councilmember Jennifer S. Gates and Councilmember Vonciel Jones Hill (Alternate)]

SUBJECT Canvassing of the November 4, 2014 Special Election

Attached for your information are the results of the November 4, 2014 Special Election

- Report of Canvassing Committee and Resolution and Order Approving Report
- Final cumulative report and combined early voting/election day canvass of City of Dallas special election held November 4, 2014 from Dallas, Collin, and Denton Counties

Your approved report will be formally presented and considered for approval by the City Council at tomorrow's Briefing (Tuesday, November 18, 2014).

As Chair of the Ad Hoc Canvassing Committee, Councilmember Griggs will present the report.


Rosa A. Rios
City Secretary

C: Billierae Johnson, Assistant City Secretary
Brylon D. Franklin, Elections Manager